

# SERA 2

RASHID YACHTS & MARINA

---

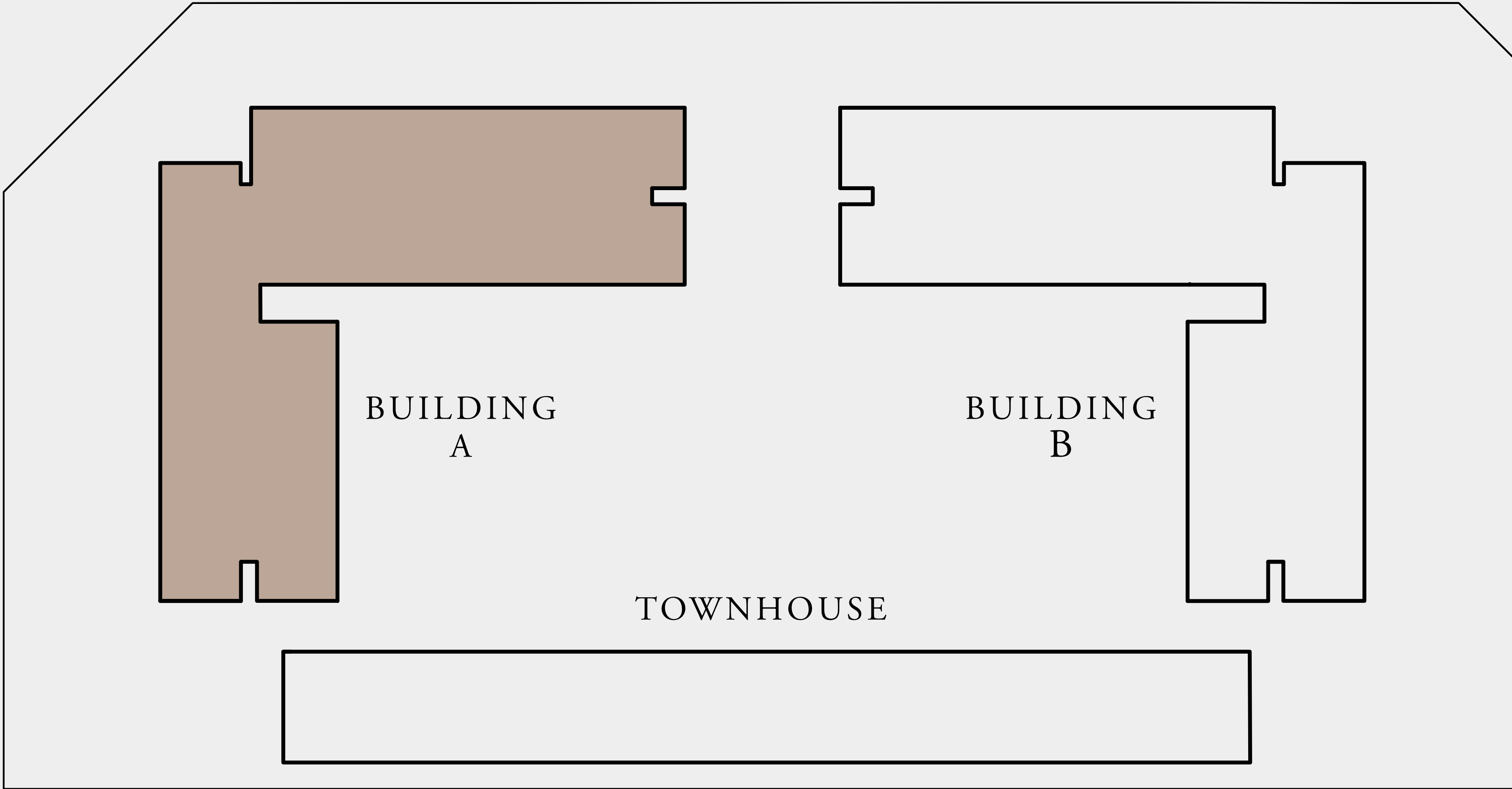
FLOOR PLAN  
BUILDING A

---

EMAAR



RASHID YACHTS & MARINA



SWIMMING  
POOL

EMAAR


# SERA 2

RASHID YACHTS & MARINA

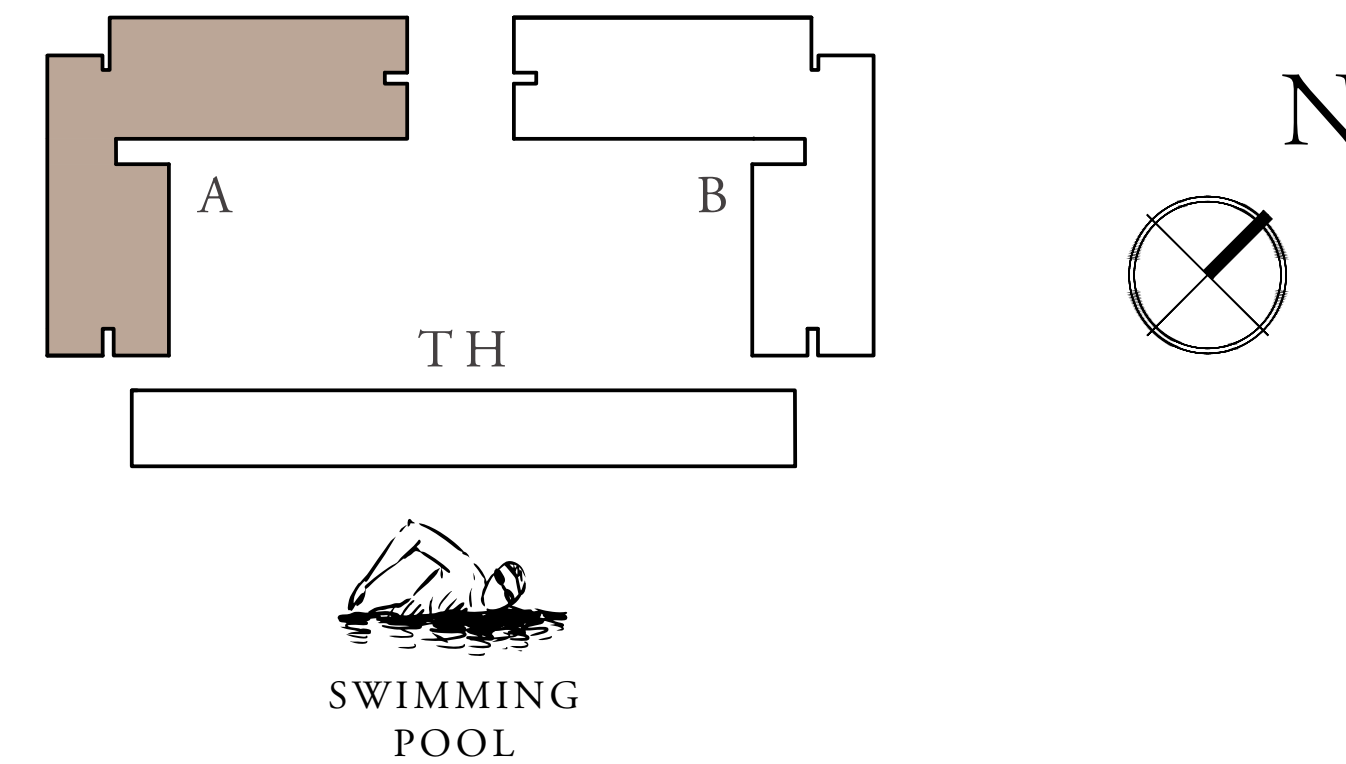
## BUILDING A 1 BEDROOM TYPE A1

UNITS	P06, 106, 209, 309, 409	
SUITE AREA	64.55 SQ.M.	694.81 SQ.FT.
BALCONY AREA	5.93 SQ.M.	63.83 SQ.FT.
TOTAL AREA	70.48 SQ.M.	758.64 SQ.FT.

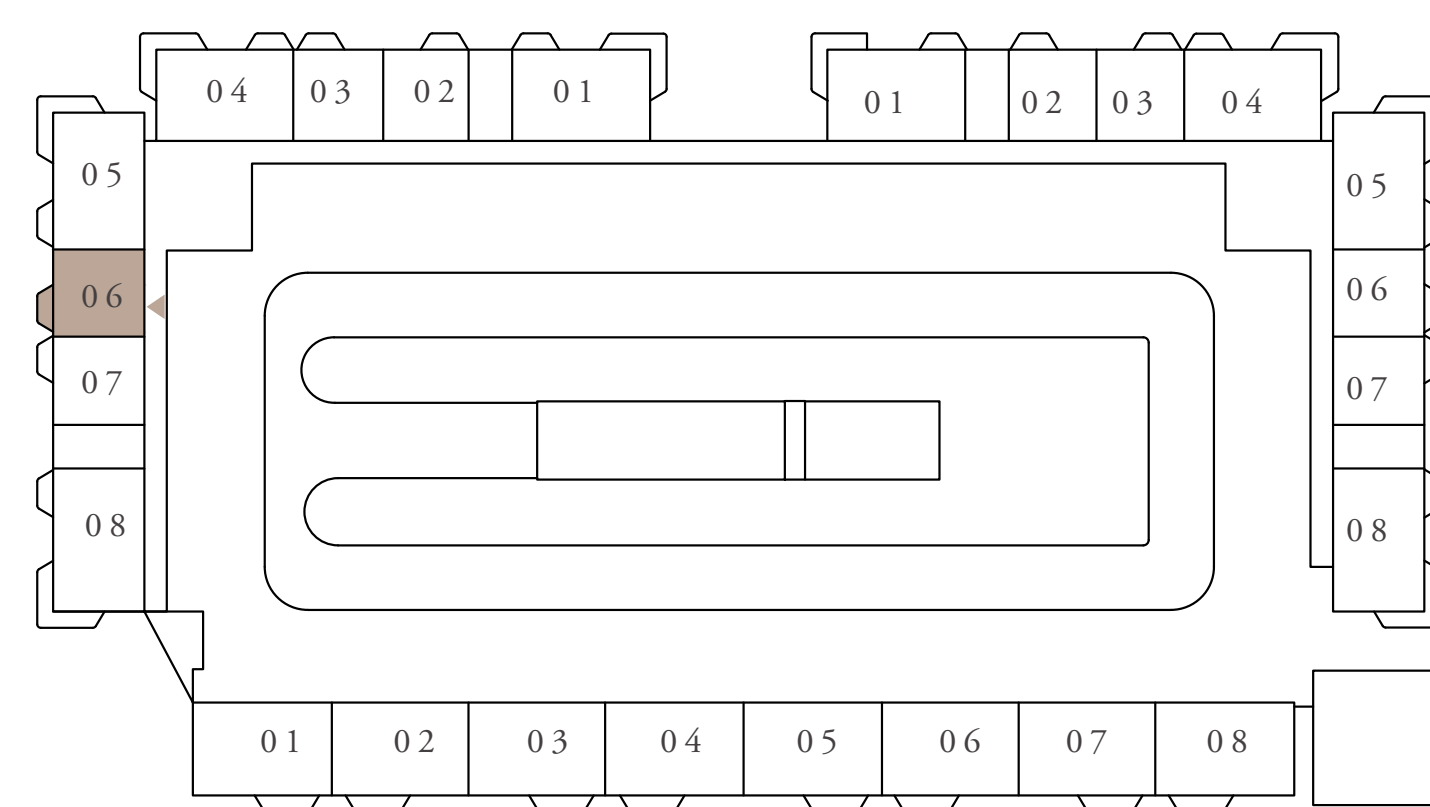
### KEY SECTION



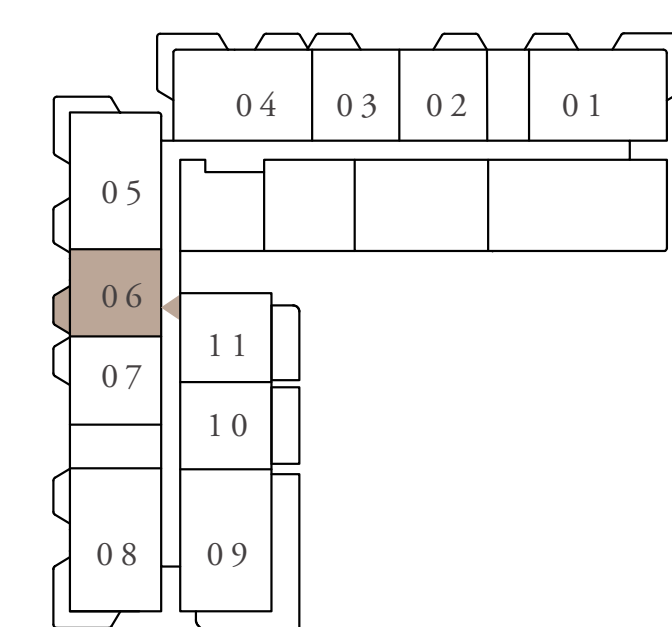
### LAYOUT



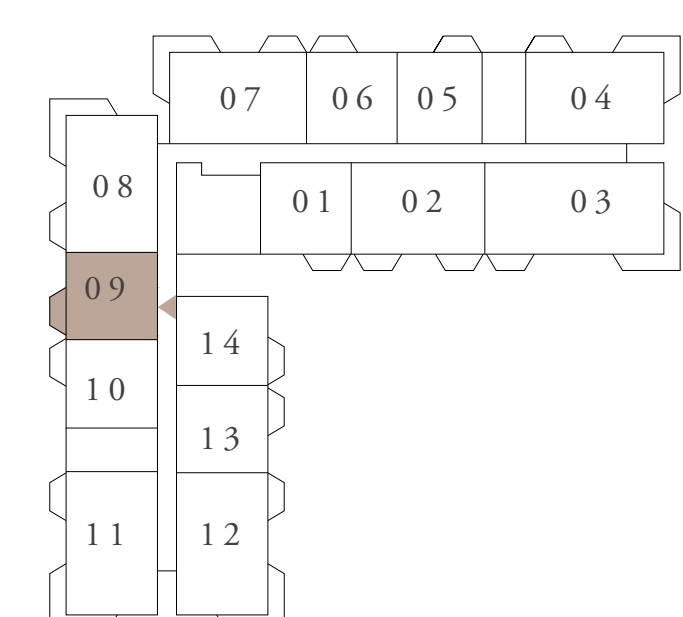
### KEY PLAN



PODIUM FLOOR LEVEL



FIRST FLOOR LEVEL



LEVEL 2ND TO 4TH



FLOOR PLAN 1. All dimensions are in imperial and metric, and measured from finish to finish excluding construction tolerances. 2. All materials, dimensions, and drawings are approximate only. 3. Information is subject to change without notice, at developer's absolute discretion. 4. Actual area may vary from the stated area. 5. Drawings not to scale. 6. All images used are for illustrative purposes only and do not represent the actual size, features, specifications, fittings, and furnishings. 7. The developer reserves the right to make revisions / alterations, at it's absolute discretion, without any liability whatsoever.



# SERA 2


RASHID YACHTS & MARINA

## BUILDING A 1 BEDROOM TYPE A2

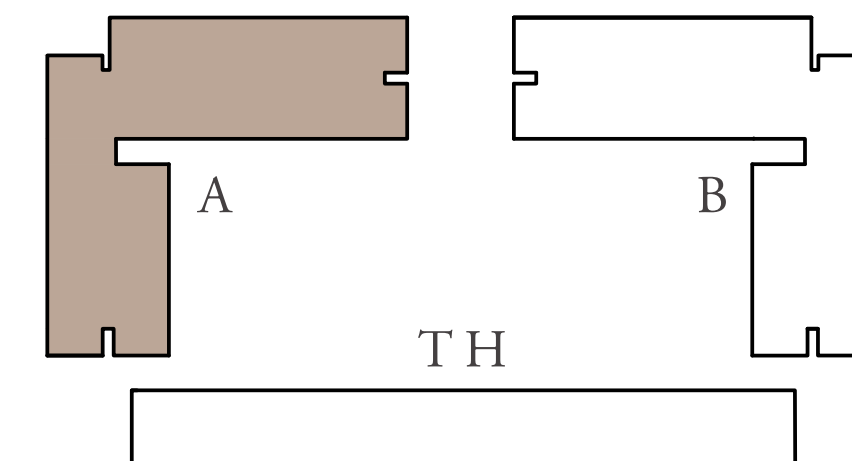
UNITS P07, 107, 210, 310, 410

SUITE AREA	65.36 SQ.M.	703.53 SQ.FT.
BALCONY AREA	5.93 SQ.M.	63.83 SQ.FT.
TOTAL AREA	71.29 SQ.M.	767.36 SQ.FT.

### KEY SECTION

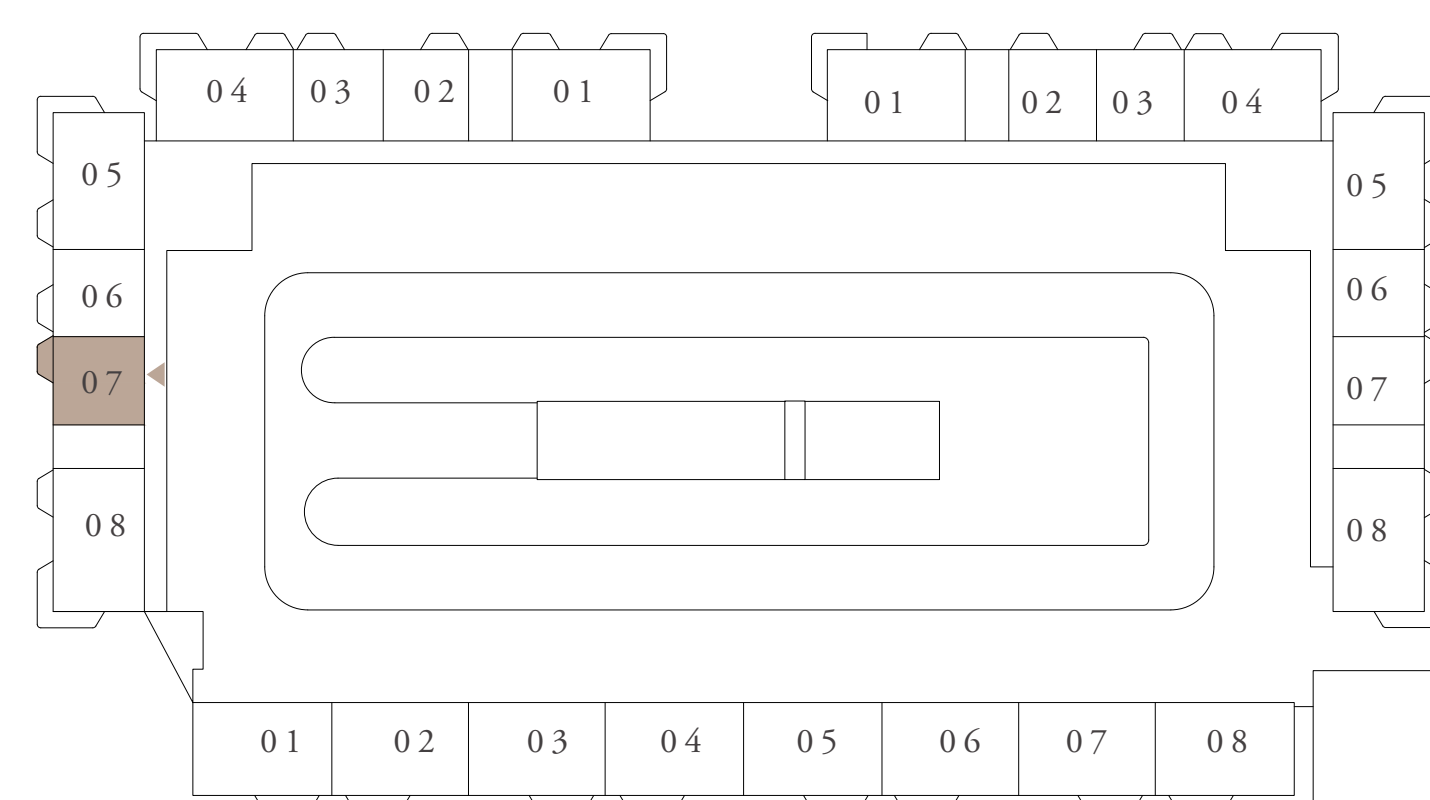


### LAYOUT

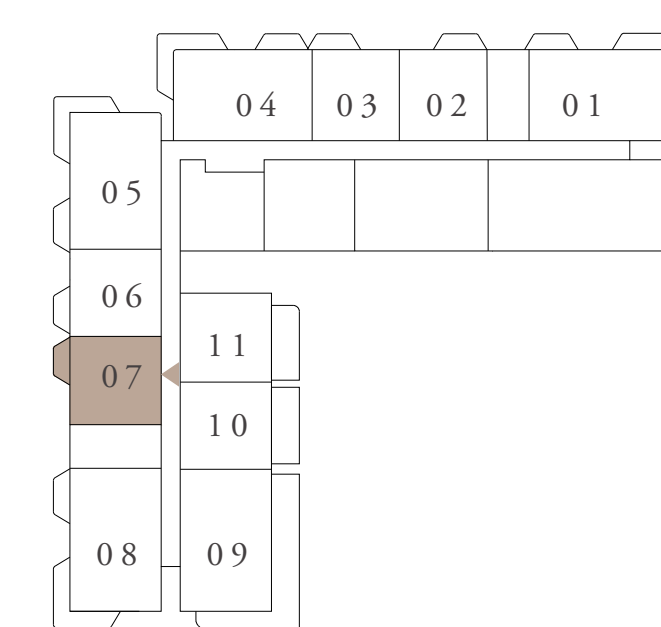


SWIMMING  
POOL

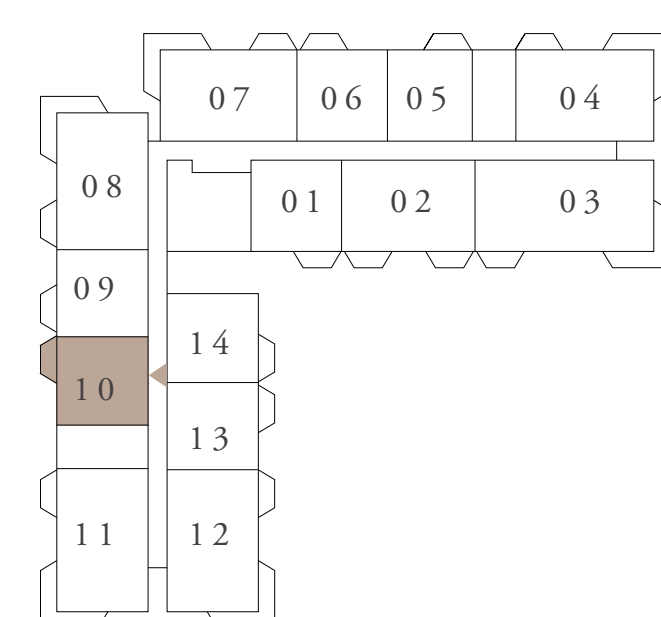
### KEY PLAN



PODIUM FLOOR LEVEL



FIRST FLOOR LEVEL



LEVEL 2ND TO 4TH



FLOOR PLAN 1. All dimensions are in imperial and metric, and measured from finish to finish excluding construction tolerances. 2. All materials, dimensions, and drawings are approximate only. 3. Information is subject to change without notice, at developer's absolute discretion. 4. Actual area may vary from the stated area. 5. Drawings not to scale. 6. All images used are for illustrative purposes only and do not represent the actual size, features, specifications, fittings, and furnishings. 7. The developer reserves the right to make revisions / alterations, at it's absolute discretion, without any liability whatsoever.




# SERA 2

RASHID YACHTS & MARINA

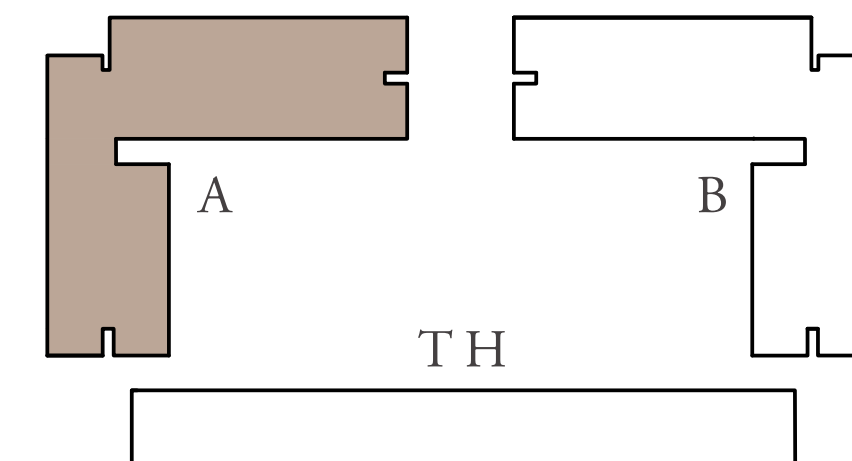
## BUILDING A 1 BEDROOM TYPE B1

UNITS	P03, 103, 206, 213, 306, 313, 406, 413, 506, 606	
SUITE AREA	64.54 SQ.M.	694.70 SQ.FT.
BALCONY AREA	5.93 SQ.M.	63.83 SQ.FT.
TOTAL AREA	70.47 SQ.M.	758.53 SQ.FT.

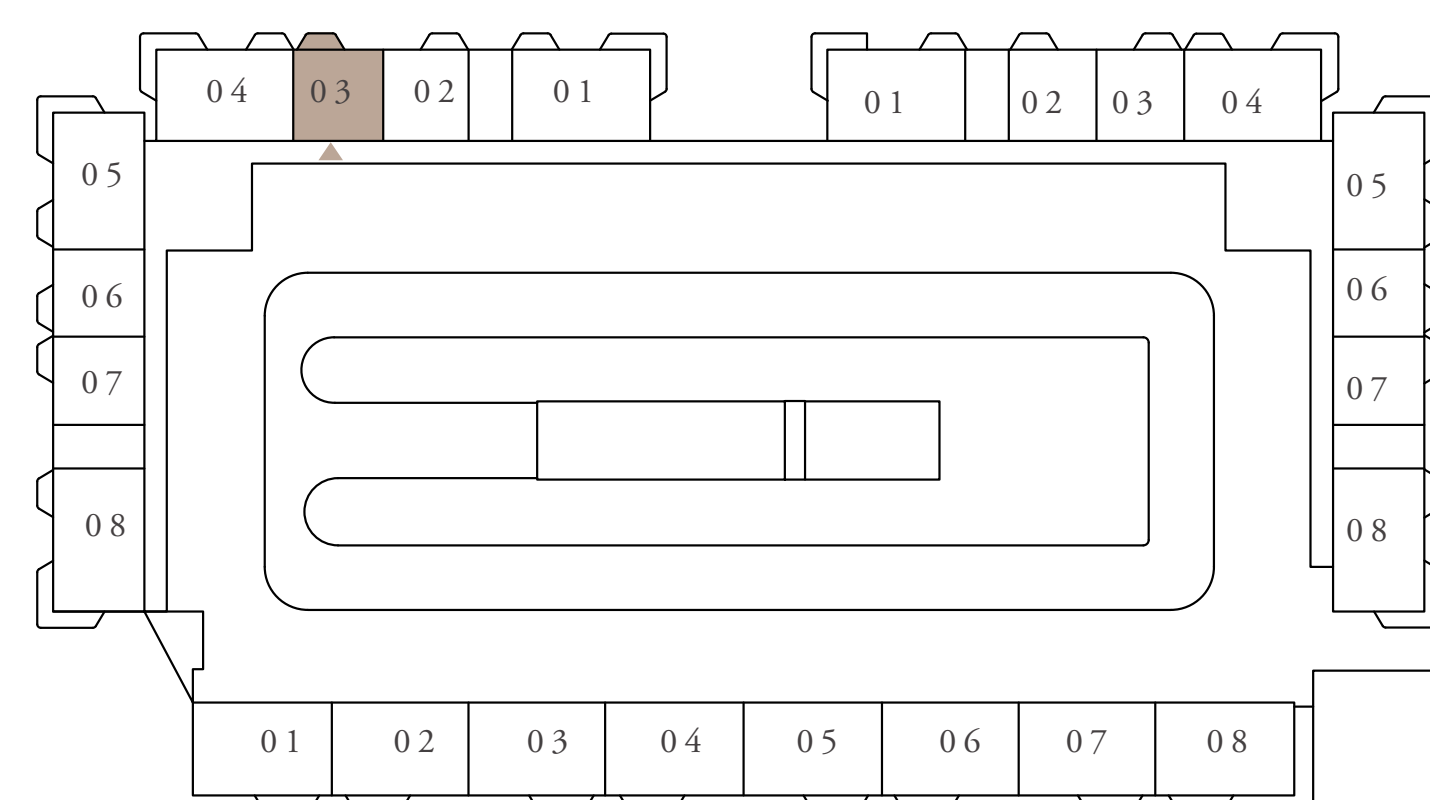
KEY SECTION



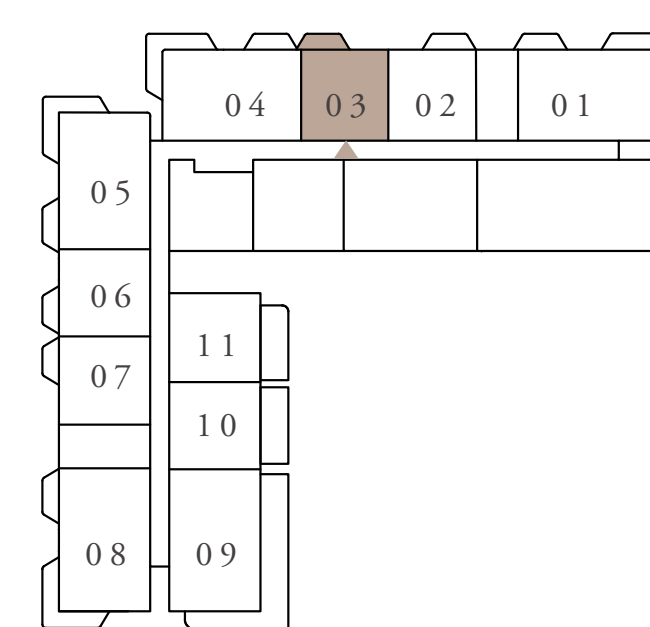
LAYOUT



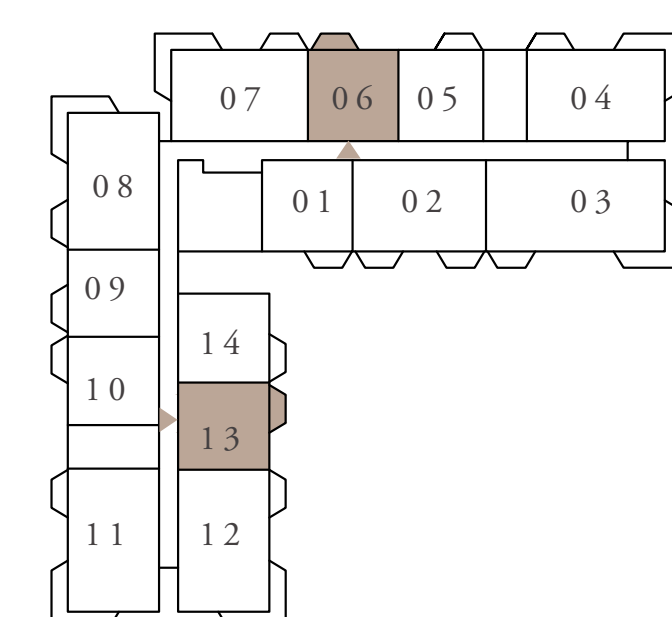
KEY PLAN



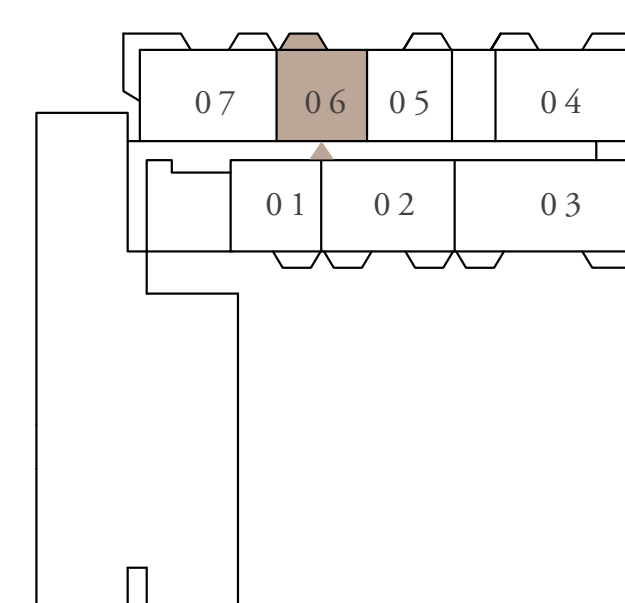
PODIUM FLOOR LEVEL



FIRST FLOOR LEVEL



LEVEL 2ND TO 5TH



LEVEL 6TH



FLOOR PLAN 1. All dimensions are in imperial and metric, and measured from finish to finish excluding construction tolerances. 2. All materials, dimensions, and drawings are approximate only. 3. Information is subject to change without notice, at developer's absolute discretion. 4. Actual area may vary from the stated area. 5. Drawings not to scale. 6. All images used are for illustrative purposes only and do not represent the actual size, features, specifications, fittings, and furnishings. 7. The developer reserves the right to make revisions / alterations, at it's absolute discretion, without any liability whatsoever.




# SERA 2

RASHID YACHTS & MARINA

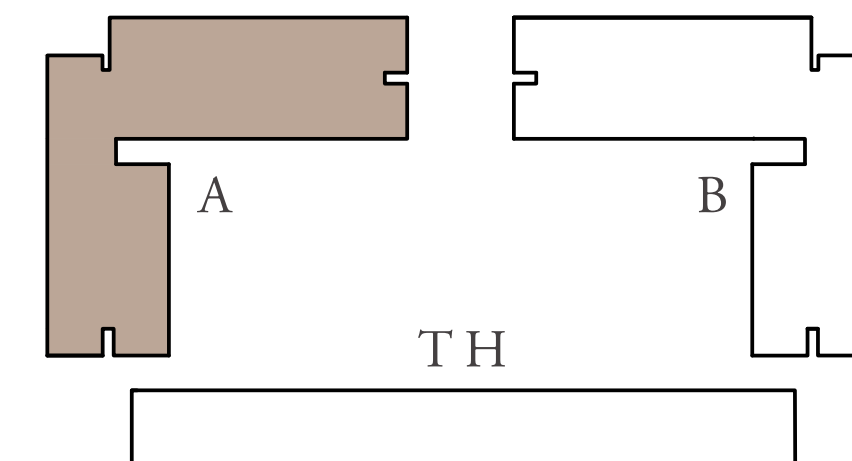
## BUILDING A 1 BEDROOM TYPE B1.1

UNITS		G 03
SUITE AREA	64.35 SQ.M.	692.66 SQ.FT.
BALCONY AREA	13.21 SQ.M.	142.19 SQ.FT.
TOTAL AREA	77.56 SQ.M.	834.85 SQ.FT.

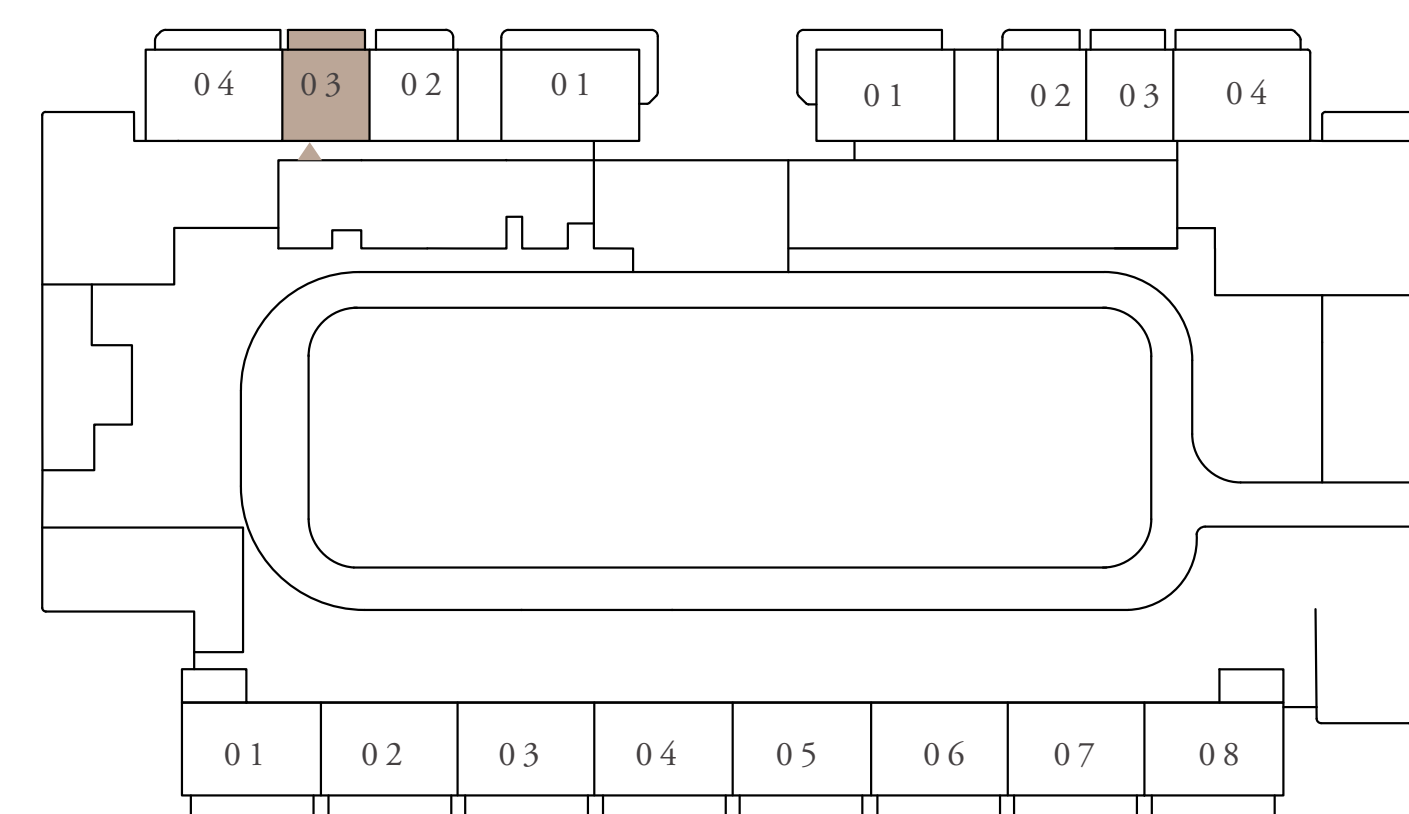
KEY SECTION



LAYOUT



KEY PLAN



GROUND FLOOR LEVEL



FLOOR PLAN 1. All dimensions are in imperial and metric, and measured from finish to finish excluding construction tolerances. 2. All materials, dimensions, and drawings are approximate only. 3. Information is subject to change without notice, at developer's absolute discretion. 4. Actual area may vary from the stated area. 5. Drawings not to scale. 6. All images used are for illustrative purposes only and do not represent the actual size, features, specifications, fittings, and furnishings. 7. The developer reserves the right to make revisions / alterations, at it's absolute discretion, without any liability whatsoever.



# SERA 2

RASHID YACHTS & MARINA

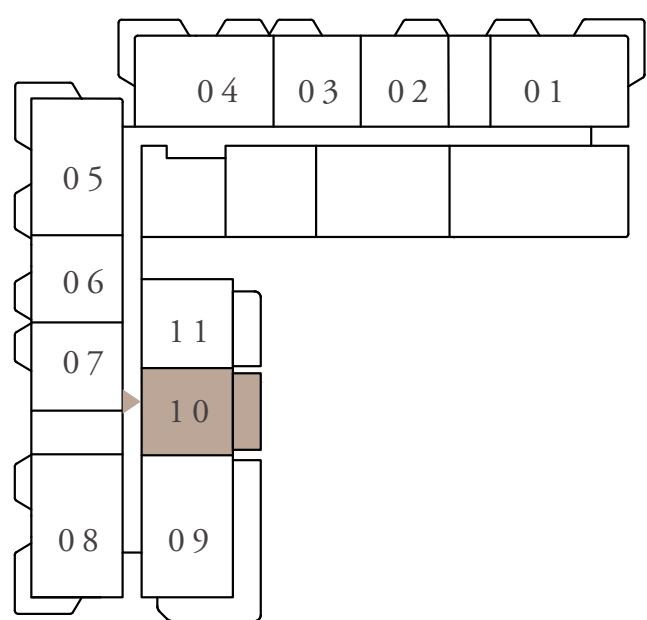
## BUILDING A 1 BEDROOM TYPE B1.2

UNITS	110	
SUITE AREA	64.49 SQ.M.	694.16 SQ.FT.
BALCONY AREA	19.22 SQ.M.	206.88 SQ.FT.
TOTAL AREA	83.71 SQ.M.	901.05 SQ.FT.

### KEY SECTION

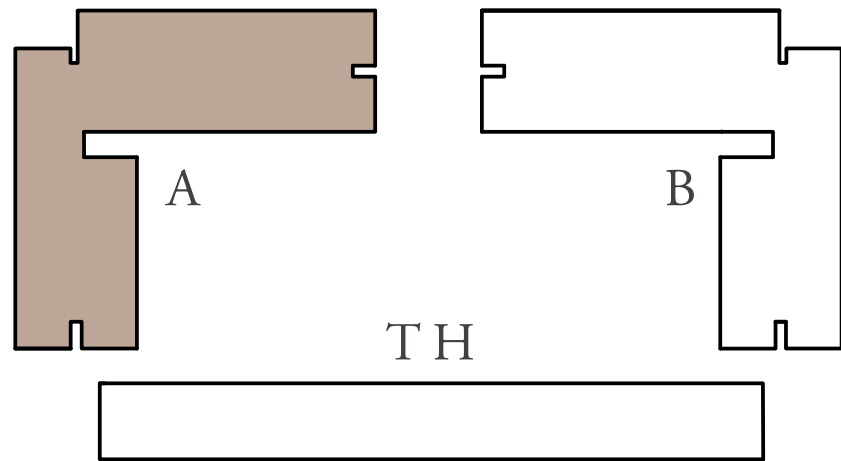
6	
5	
4	
3	
2	
1	
PODIUM FLOOR	
GROUND FLOOR	

### KEY PLAN



FIRST FLOOR LEVEL

### LAYOUT



FLOOR PLAN 1. All dimensions are in imperial and metric, and measured from finish to finish excluding construction tolerances. 2. All materials, dimensions, and drawings are approximate only. 3. Information is subject to change without notice, at developer's absolute discretion. 4. Actual area may vary from the stated area. 5. Drawings not to scale. 6. All images used are for illustrative purposes only and do not represent the actual size, features, specifications, fittings, and furnishings. 7. The developer reserves the right to make revisions / alterations, at it's absolute discretion, without any liability whatsoever.



# SERA 2

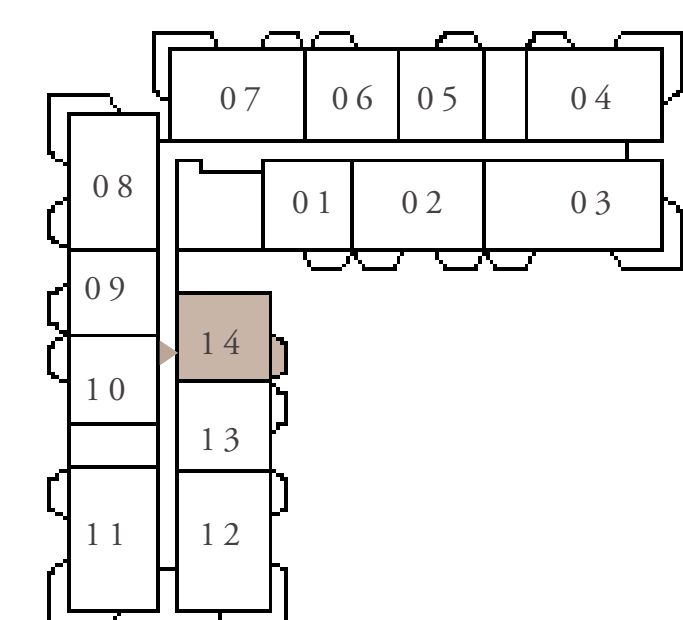

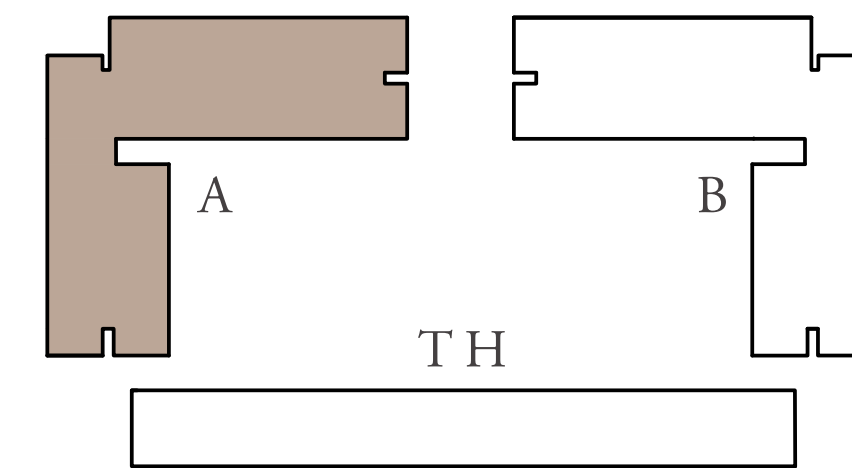
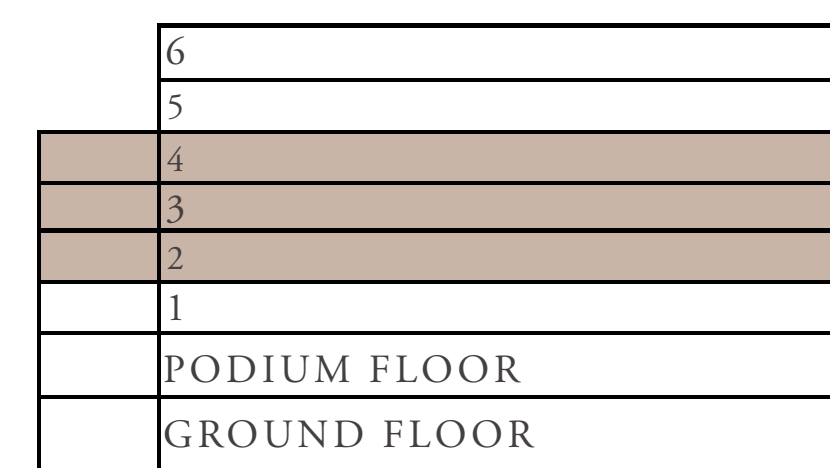
RASHID YACHTS & MARINA

## BUILDING A 1 BEDROOM TYPE B2

UNITS 214, 314, 414

SUITE AREA	64.75 SQ.M.	696.96 SQ.FT.
BALCONY AREA	5.93 SQ.M.	63.83 SQ.FT.
TOTAL AREA	70.68 SQ.M.	760.79 SQ.FT.

### LAYOUT



LEVEL 2ND TO 4TH



FLOOR PLAN 1. All dimensions are in imperial and metric, and measured from finish to finish excluding construction tolerances. 2. All materials, dimensions, and drawings are approximate only. 3. Information is subject to change without notice, at developer's absolute discretion. 4. Actual area may vary from the stated area. 5. Drawings not to scale. 6. All images used are for illustrative purposes only and do not represent the actual size, features, specifications, fittings, and furnishings. 7. The developer reserves the right to make revisions / alterations, at it's absolute discretion, without any liability whatsoever.




# SERA 2

RASHID YACHTS & MARINA

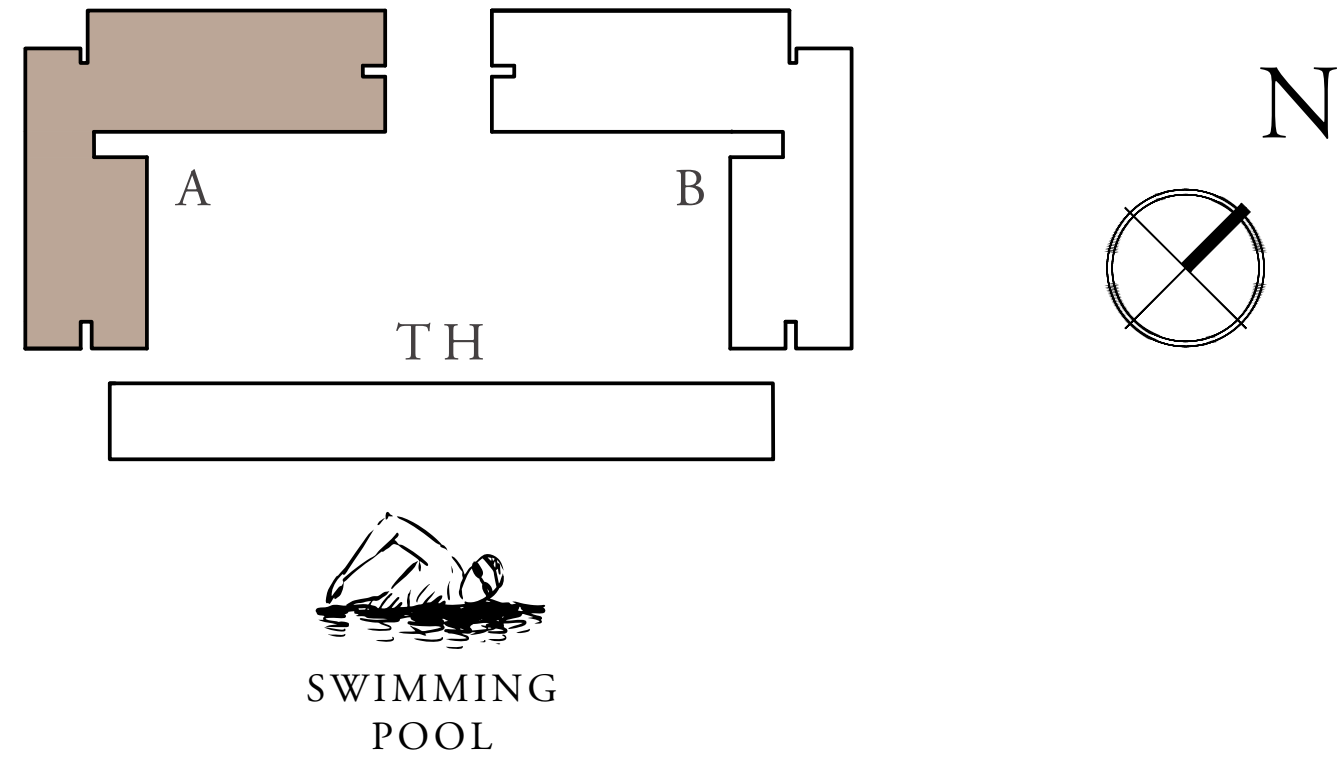
## BUILDING A 1 BEDROOM TYPE B2.1

UNITS	111	
SUITE AREA	64.69 SQ.M.	696.32 SQ.FT.
BALCONY AREA	21.86 SQ.M.	235.30 SQ.FT.
TOTAL AREA	86.55 SQ.M.	931.62 SQ.FT.

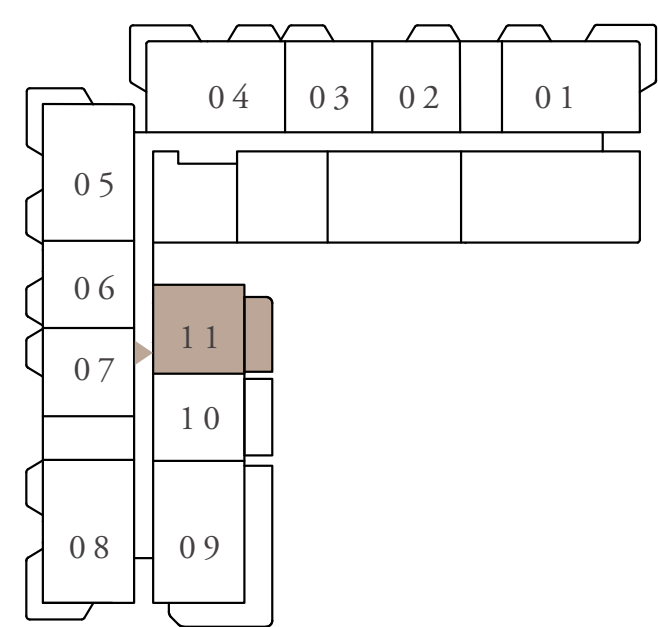
### KEY SECTION



### LAYOUT



### KEY PLAN



FIRST FLOOR LEVEL





# SERA 2


RASHID YACHTS & MARINA

## BUILDING A 1 BEDROOM TYPE C1


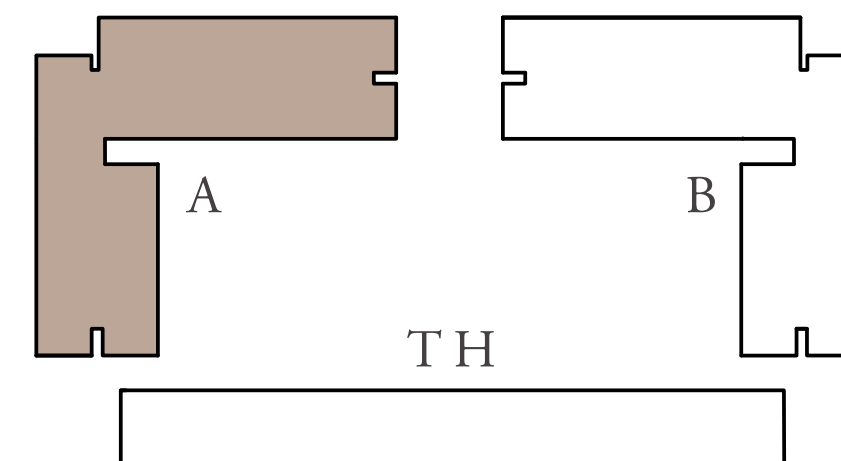
UNITS 201, 301, 401, 501, 601

SUITE AREA	65.90 SQ.M.	709.34 SQ.FT.
BALCONY AREA	5.93 SQ.M.	63.83 SQ.FT.
TOTAL AREA	71.83 SQ.M.	773.17 SQ.FT.

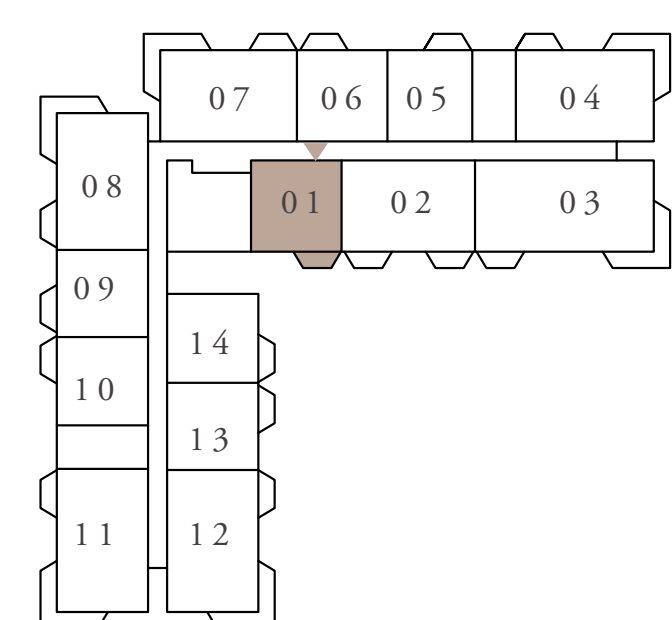
### KEY SECTION



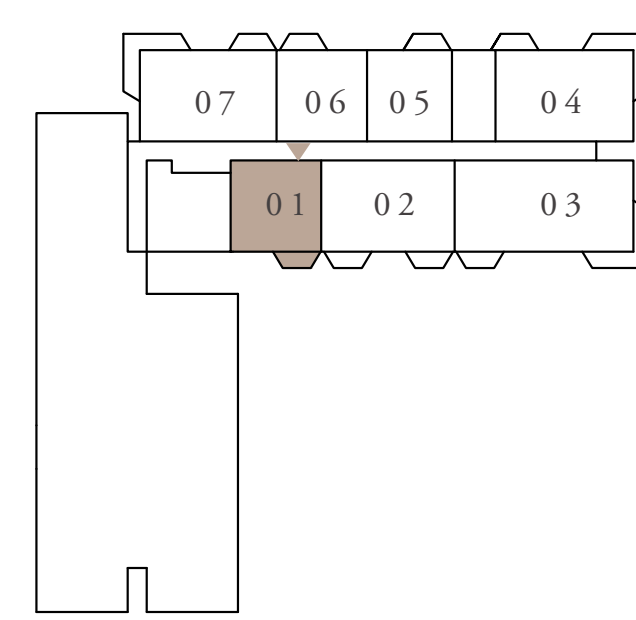
### LAYOUT



### KEY PLAN



LEVEL 2ND TO 5TH



LEVEL 6TH



FLOOR PLAN 1. All dimensions are in imperial and metric, and measured from finish to finish excluding construction tolerances. 2. All materials, dimensions, and drawings are approximate only. 3. Information is subject to change without notice, at developer's absolute discretion. 4. Actual area may vary from the stated area. 5. Drawings not to scale. 6. All images used are for illustrative purposes only and do not represent the actual size, features, specifications, fittings, and furnishings. 7. The developer reserves the right to make revisions / alterations, at it's absolute discretion, without any liability whatsoever.




# SERA 2

RASHID YACHTS & MARINA

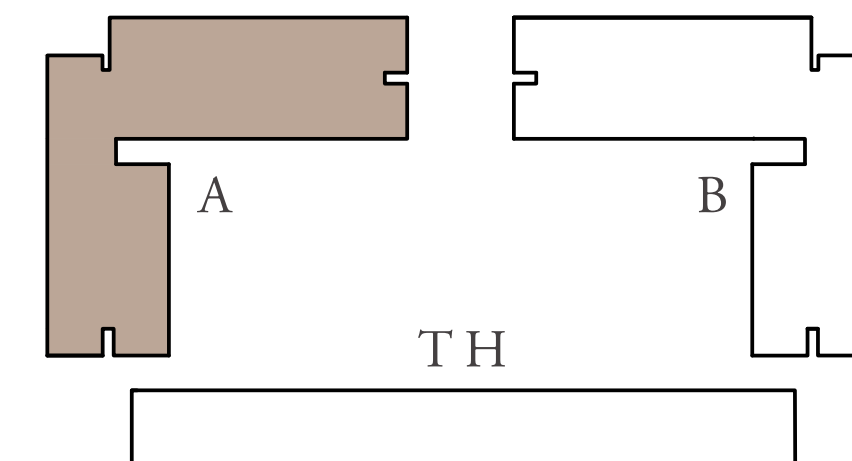
## BUILDING A 1 BEDROOM TYPE D1

UNITS	P02, 102, 205, 305, 405, 505, 605	
SUITE AREA	65.30 SQ.M.	702.88 SQ.FT.
BALCONY AREA	7.00 SQ.M.	75.35 SQ.FT.
TOTAL AREA	72.30 SQ.M.	778.23 SQ.FT.

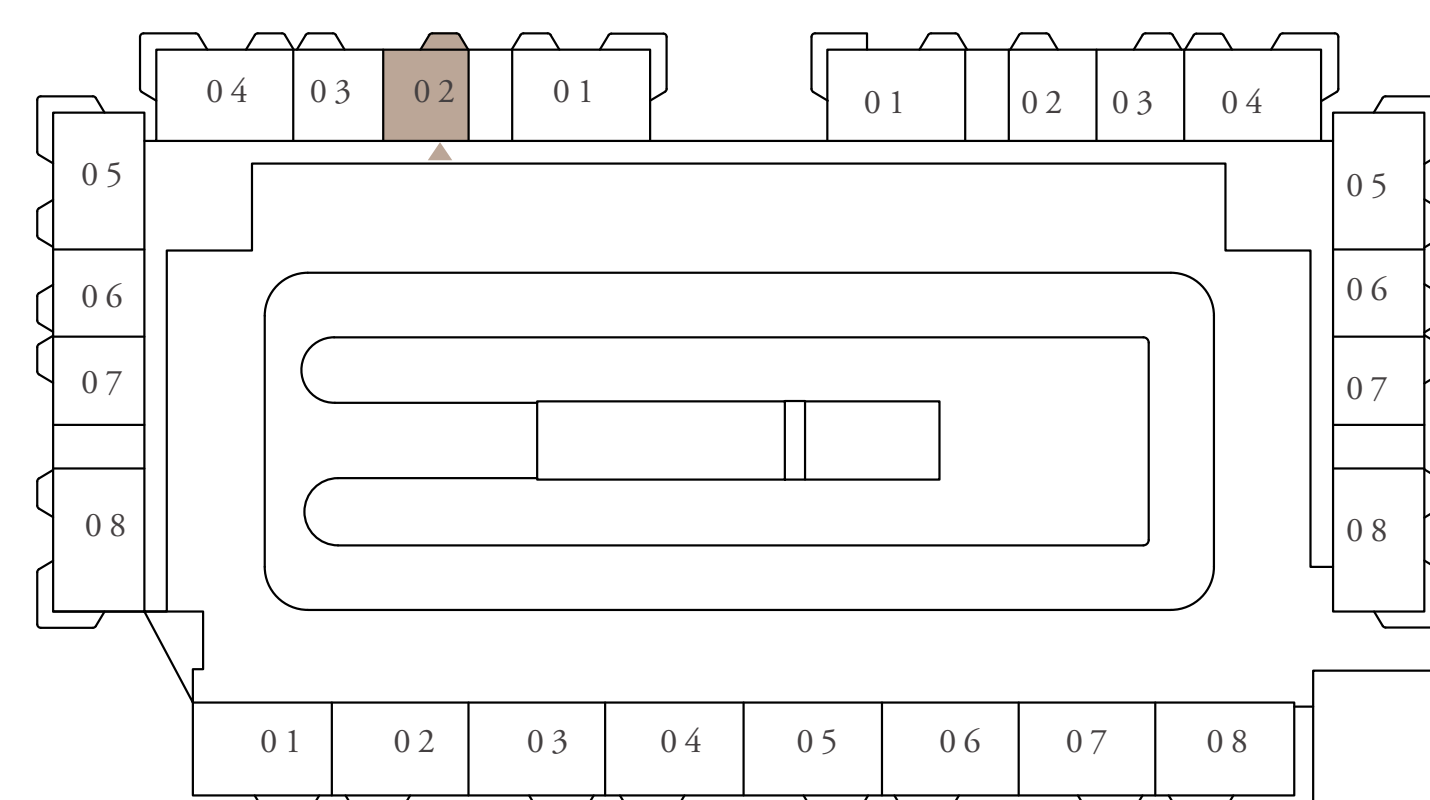
KEY SECTION



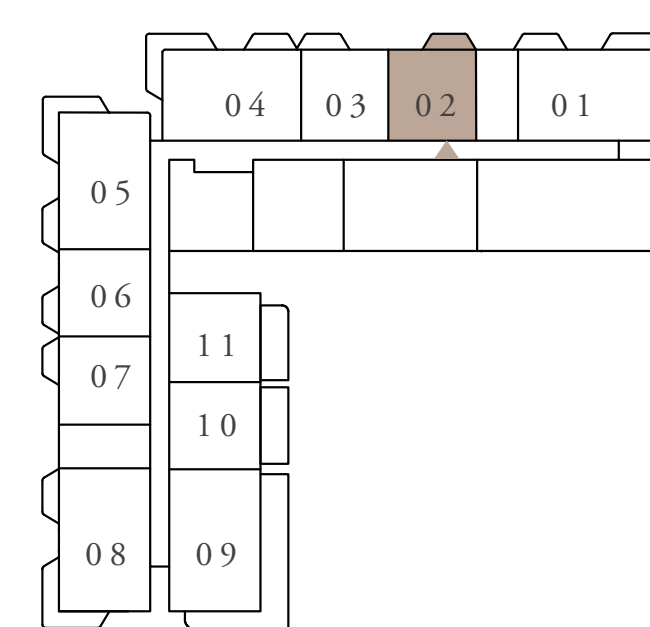
LAYOUT



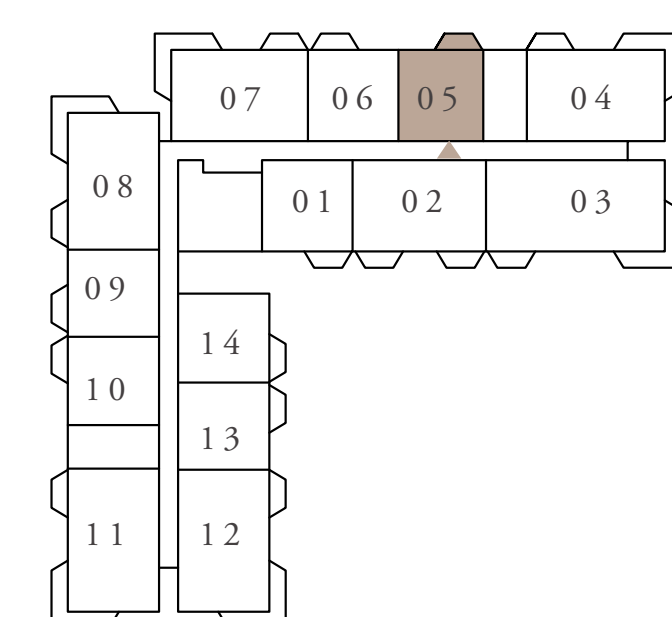
KEY PLAN



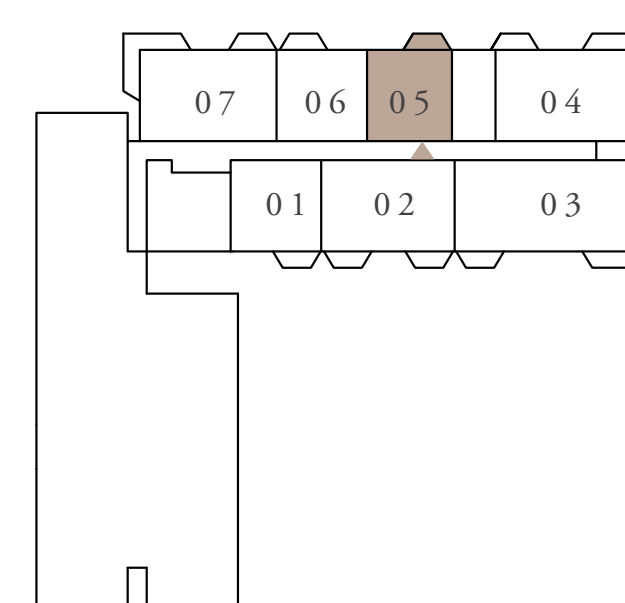
PODIUM FLOOR LEVEL



FIRST FLOOR LEVEL



LEVEL 2ND TO 5TH



LEVEL 6TH



FLOOR PLAN 1. All dimensions are in imperial and metric, and measured from finish to finish excluding construction tolerances. 2. All materials, dimensions, and drawings are approximate only. 3. Information is subject to change without notice, at developer's absolute discretion. 4. Actual area may vary from the stated area. 5. Drawings not to scale. 6. All images used are for illustrative purposes only and do not represent the actual size, features, specifications, fittings, and furnishings. 7. The developer reserves the right to make revisions / alterations, at it's absolute discretion, without any liability whatsoever.




# SERA 2

RASHID YACHTS & MARINA

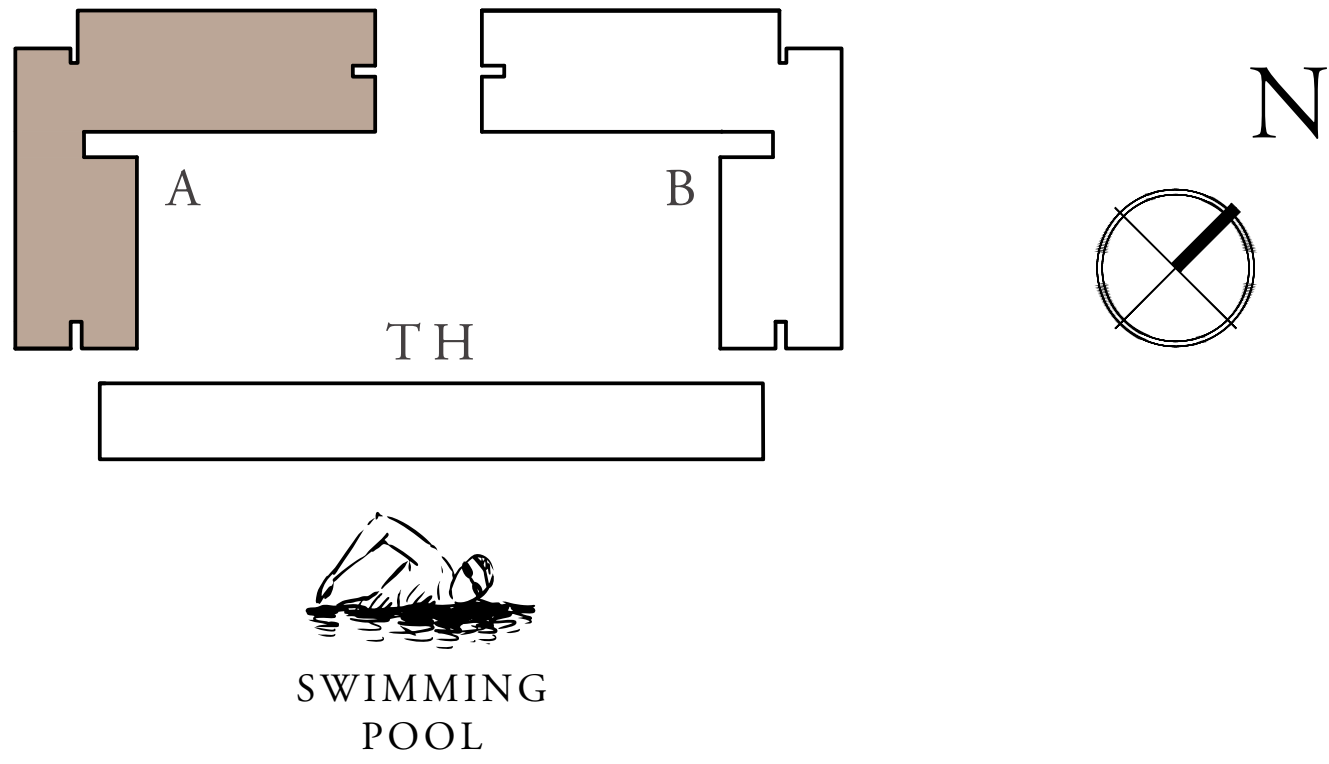
## BUILDING A 1 BEDROOM TYPE D1.1

UNITS		G 02
SUITE AREA	65.22 SQ.M.	702.02 SQ.FT.
BALCONY AREA	13.24 SQ.M.	142.51 SQ.FT.
TOTAL AREA	78.46 SQ.M.	844.54 SQ.FT.

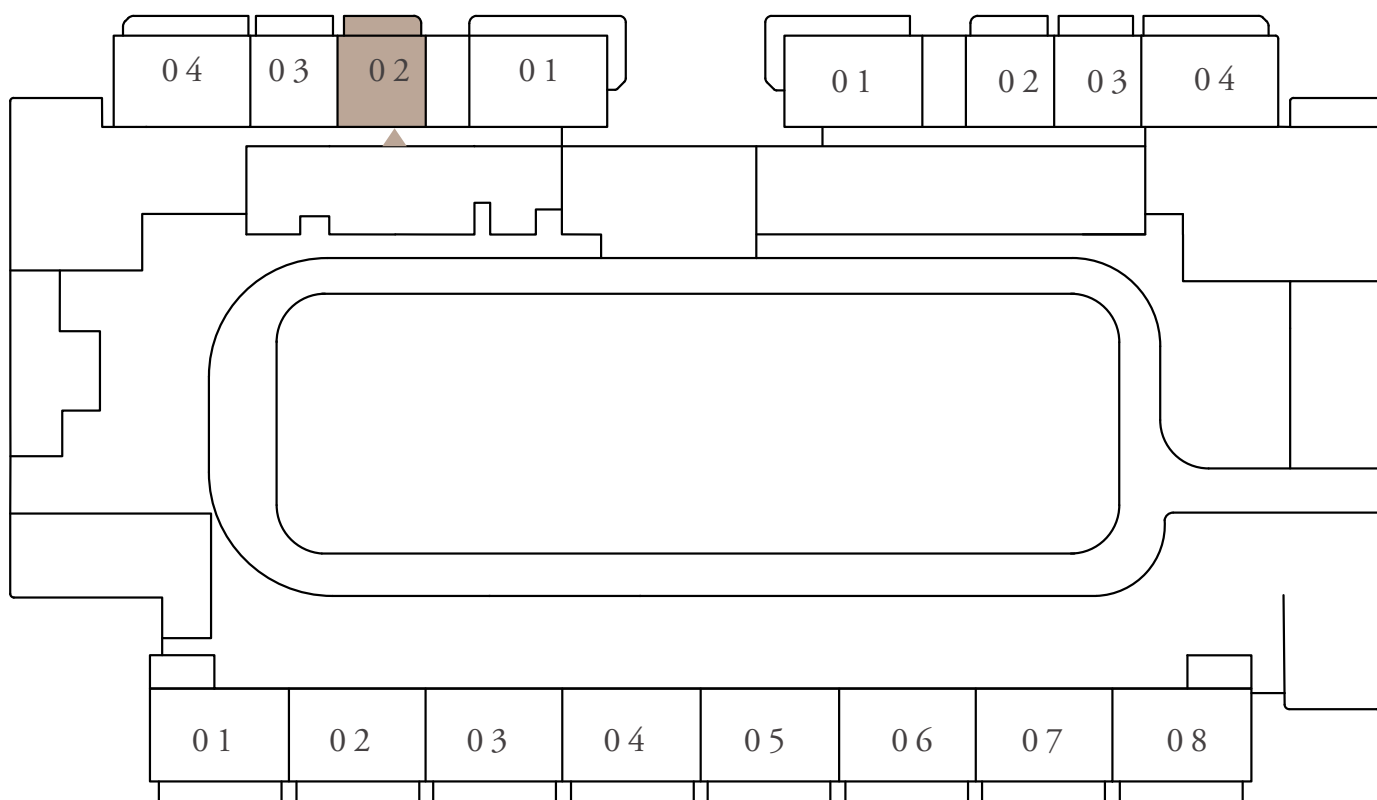
### KEY SECTION



### LAYOUT



### KEY PLAN



GROUND FLOOR LEVEL



FLOOR PLAN 1. All dimensions are in imperial and metric, and measured from finish to finish excluding construction tolerances. 2. All materials, dimensions, and drawings are approximate only. 3. Information is subject to change without notice, at developer's absolute discretion. 4. Actual area may vary from the stated area. 5. Drawings not to scale. 6. All images used are for illustrative purposes only and do not represent the actual size, features, specifications, fittings, and furnishings. 7. The developer reserves the right to make revisions / alterations, at it's absolute discretion, without any liability whatsoever.




# SERA 2

RASHID YACHTS & MARINA

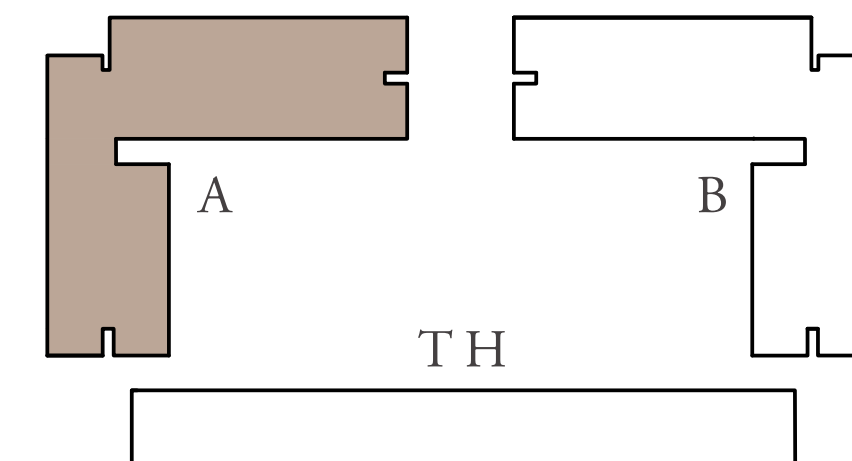
## BUILDING A 2 BEDROOM TYPE A1

UNITS	P04, 104, 207, 307, 407, 507, 607	
SUITE AREA	99.55 SQ.M.	1071.55 SQ.FT.
BALCONY AREA	23.08 SQ.M.	248.43 SQ.FT.
TOTAL AREA	122.63 SQ.M.	1319.98 SQ.FT.

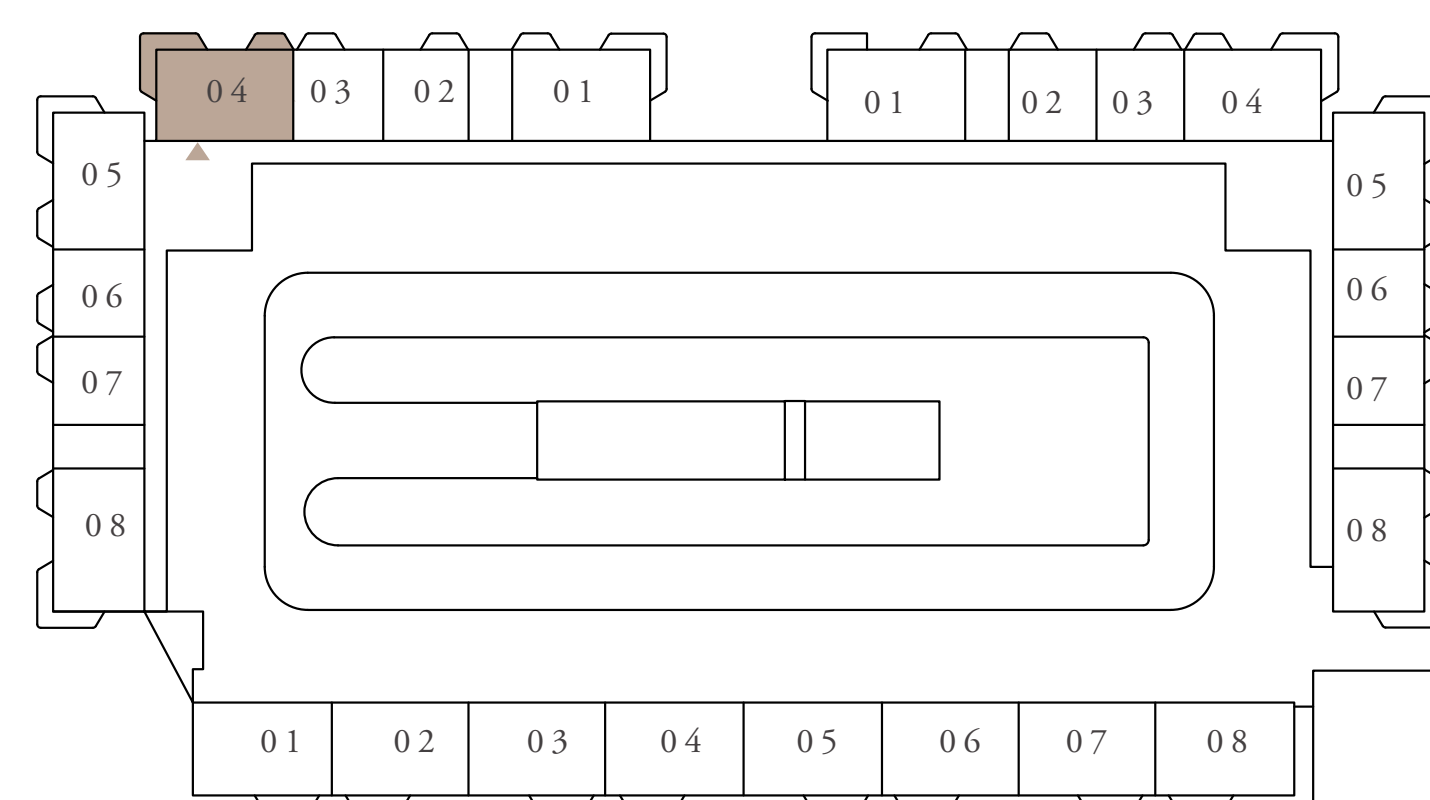
### KEY SECTION



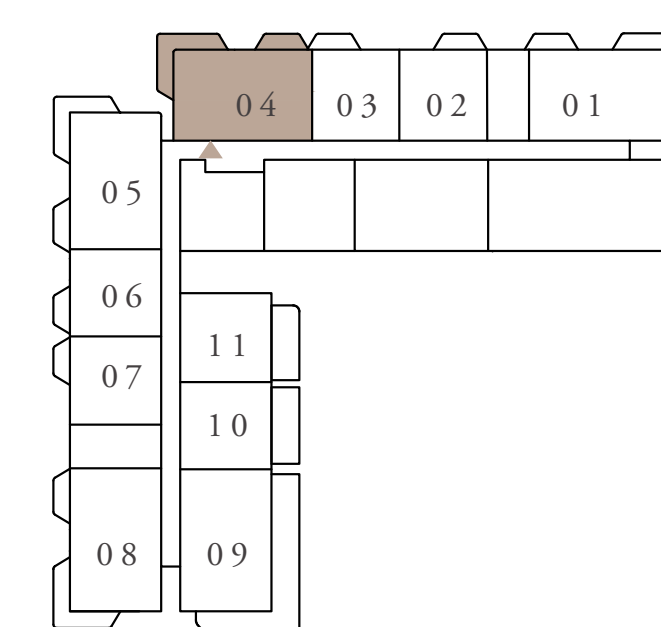
### LAYOUT



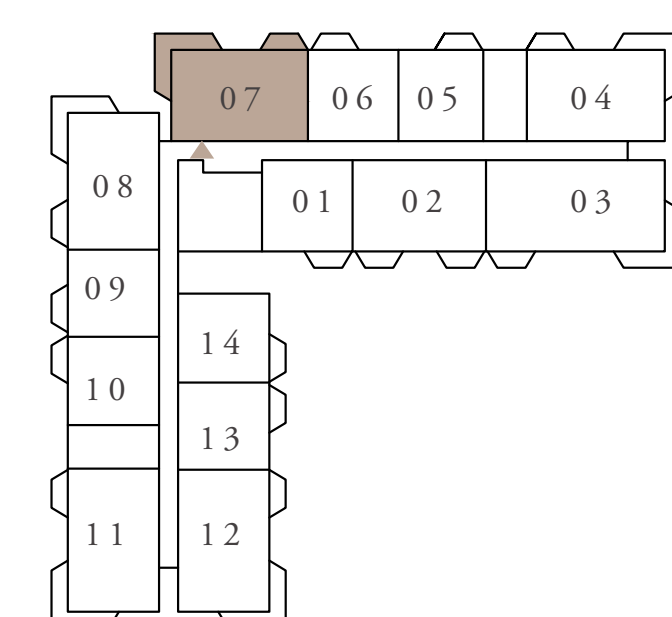
### KEY PLAN



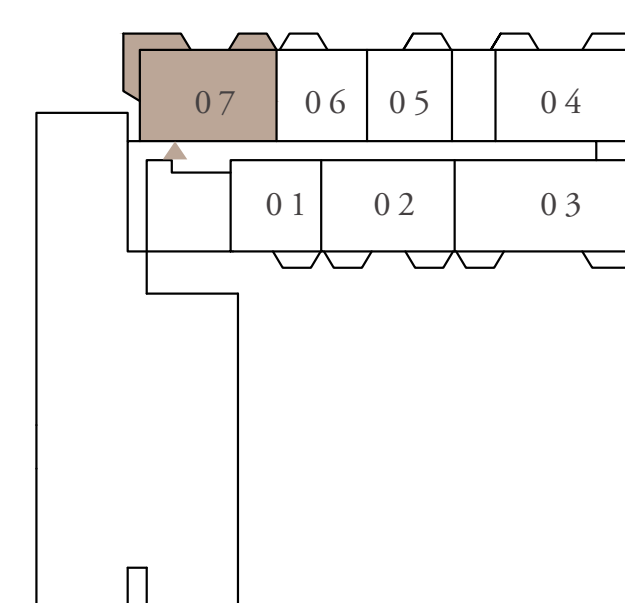
PODIUM FLOOR LEVEL



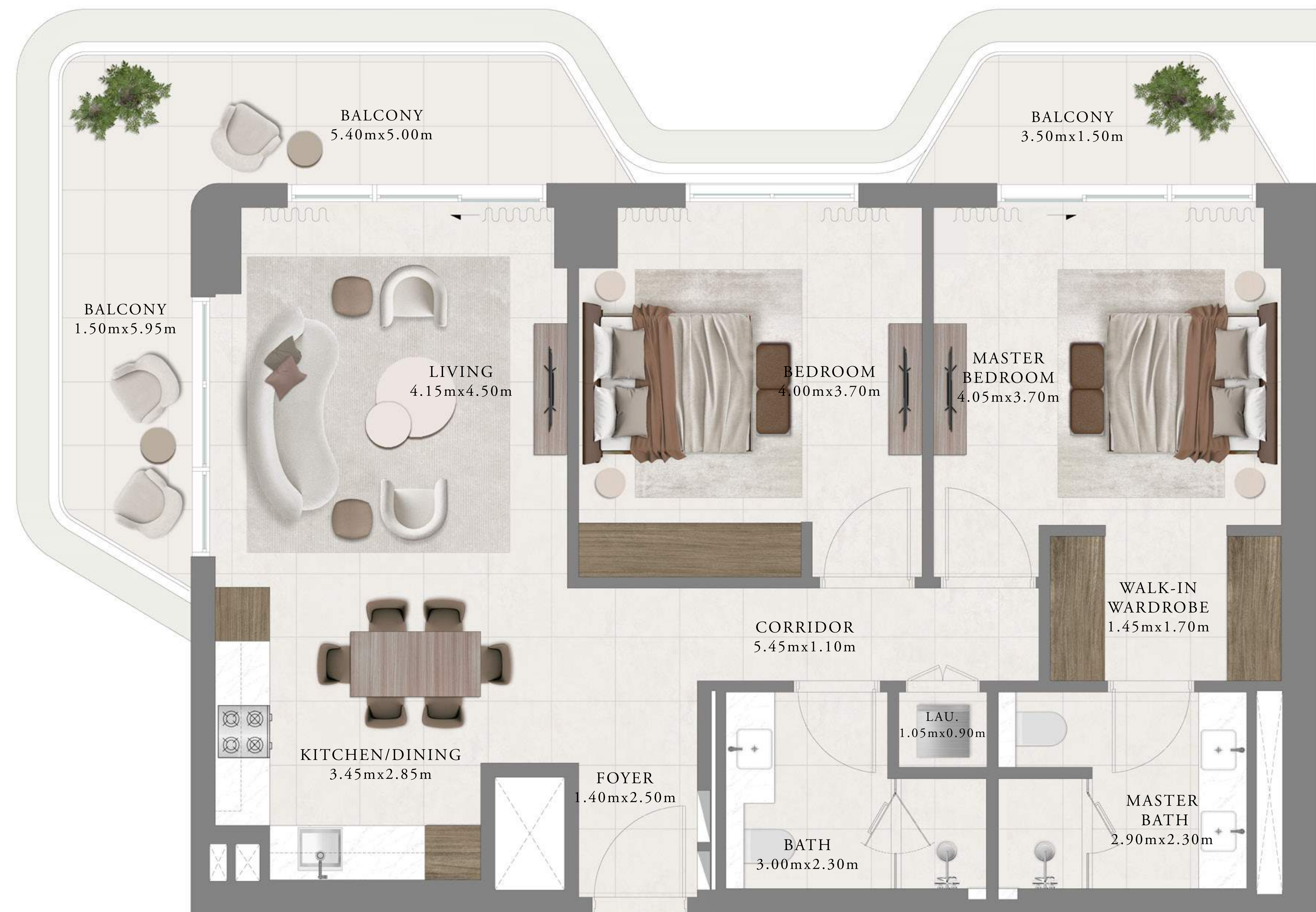
FIRST FLOOR LEVEL



LEVEL 2ND TO 5TH



LEVEL 6TH



FLOOR PLAN 1. All dimensions are in imperial and metric, and measured from finish to finish excluding construction tolerances. 2. All materials, dimensions, and drawings are approximate only. 3. Information is subject to change without notice, at developer's absolute discretion. 4. Actual area may vary from the stated area. 5. Drawings not to scale. 6. All images used are for illustrative purposes only and do not represent the actual size, features, specifications, fittings, and furnishings. 7. The developer reserves the right to make revisions / alterations, at it's absolute discretion, without any liability whatsoever.



# SERA 2


RASHID YACHTS & MARINA

## BUILDING A 2 BEDROOM TYPE A2


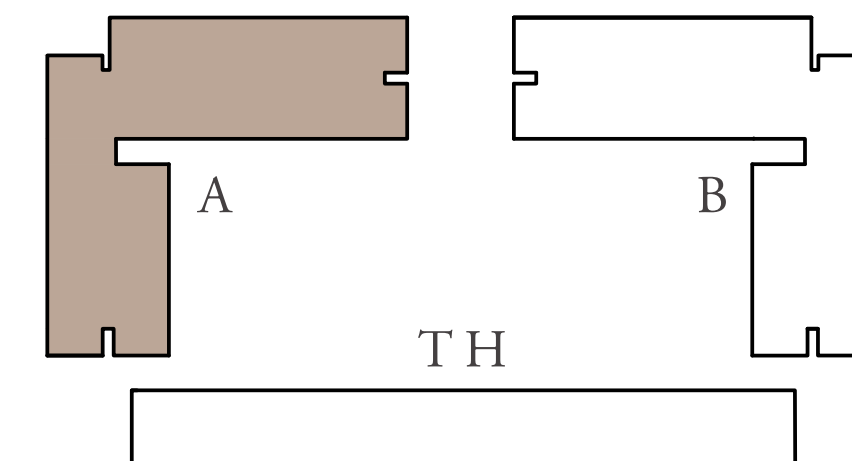
UNITS P05, 105, 208, 308, 408

SUITE AREA	99.66 SQ.M.	1072.73 SQ.FT.
BALCONY AREA	23.57 SQ.M.	253.71 SQ.FT.
TOTAL AREA	123.23 SQ.M.	1326.44 SQ.FT.

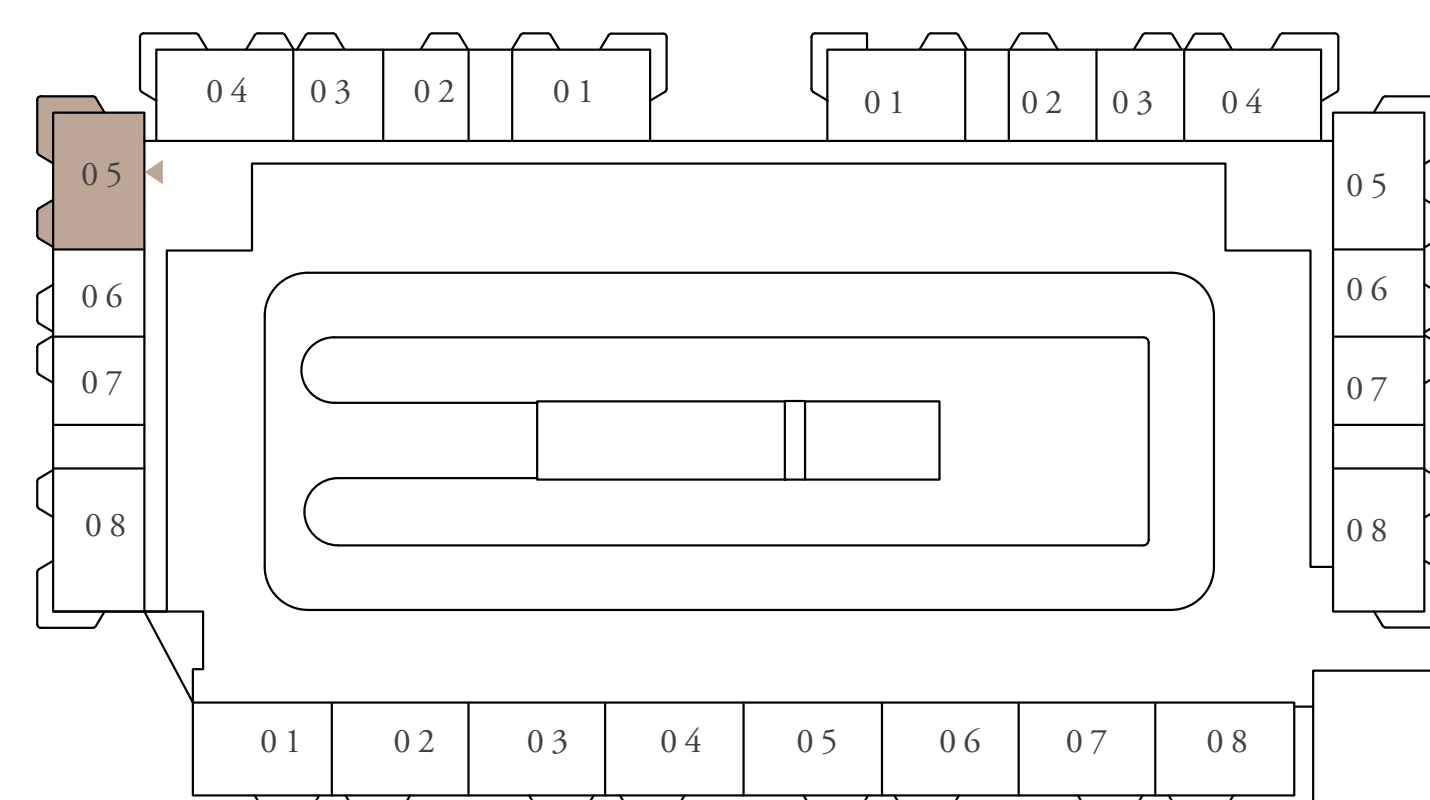
### KEY SECTION



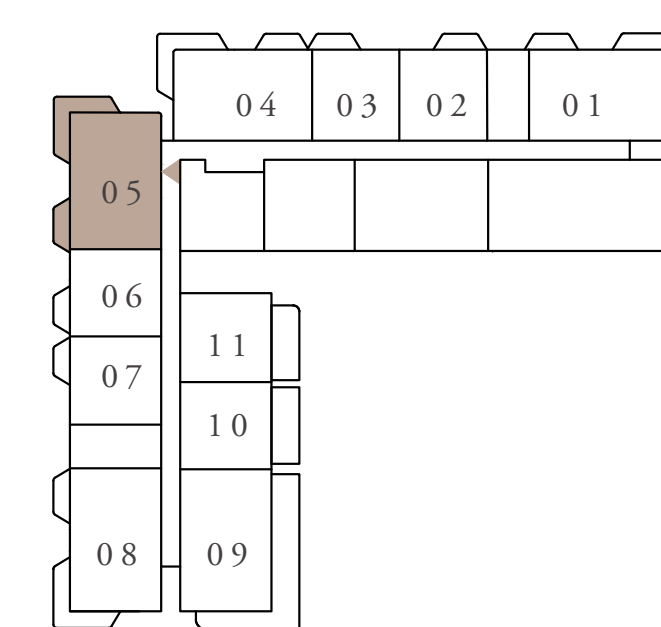
### LAYOUT



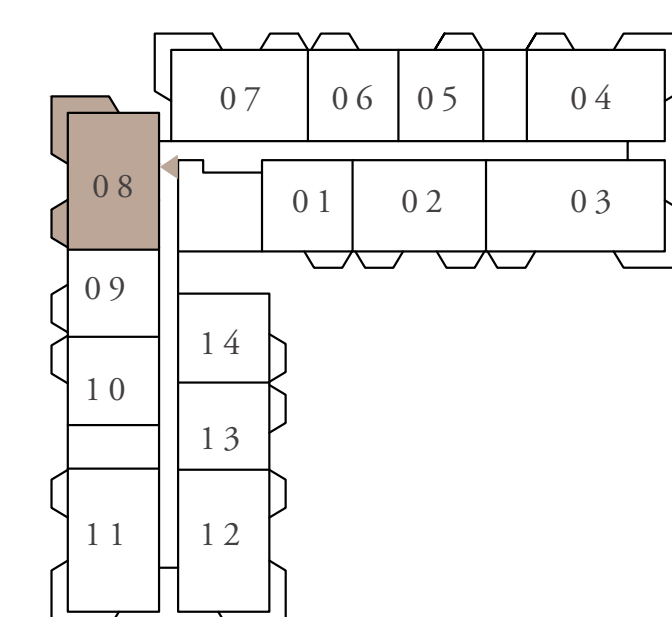
### KEY PLAN



PODIUM FLOOR LEVEL



FIRST FLOOR LEVEL



LEVEL 2ND TO 4TH



FLOOR PLAN 1. All dimensions are in imperial and metric, and measured from finish to finish excluding construction tolerances. 2. All materials, dimensions, and drawings are approximate only. 3. Information is subject to change without notice, at developer's absolute discretion. 4. Actual area may vary from the stated area. 5. Drawings not to scale. 6. All images used are for illustrative purposes only and do not represent the actual size, features, specifications, fittings, and furnishings. 7. The developer reserves the right to make revisions / alterations, at it's absolute discretion, without any liability whatsoever.



# SERA 2

RASHID YACHTS & MARINA

## BUILDING A 2 BEDROOM TYPE A1.1






# SERA 2

RASHID YACHTS & MARINA


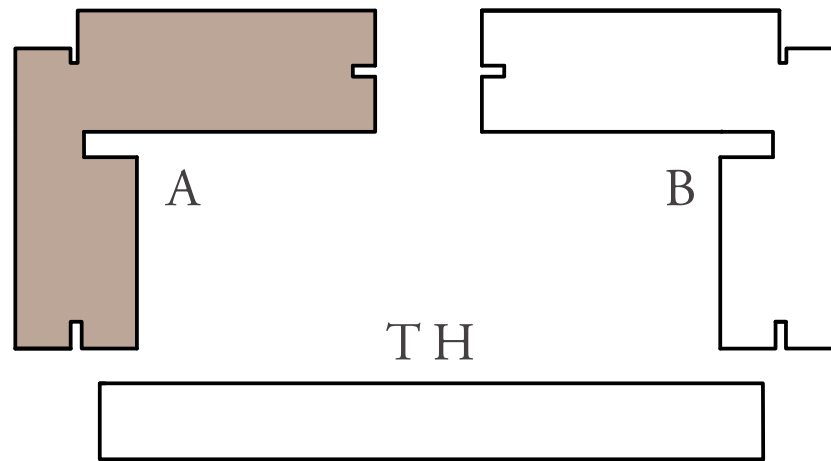
## BUILDING A 2 BEDROOM TYPE B1

UNITS	202, 302, 402, 502, 602	
SUITE AREA	99.18 SQ.M.	1067.56 SQ.FT.
BALCONY AREA	11.87 SQ.M.	127.77 SQ.FT.
TOTAL AREA	111.05 SQ.M.	1195.33 SQ.FT.

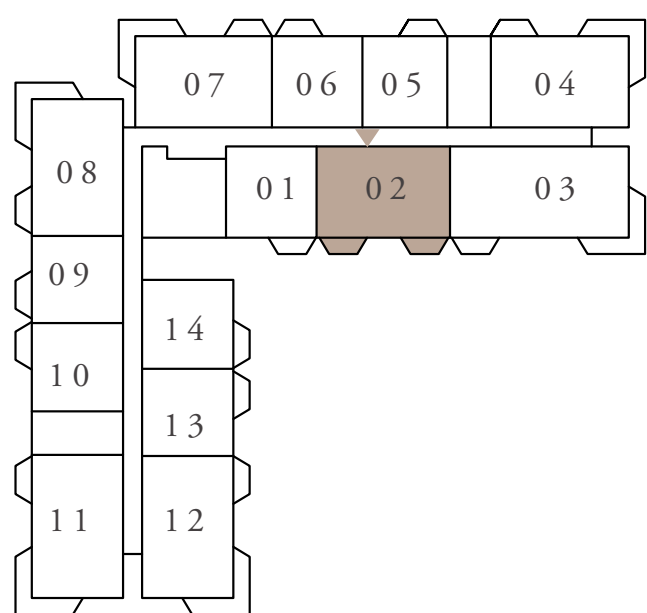
### KEY SECTION



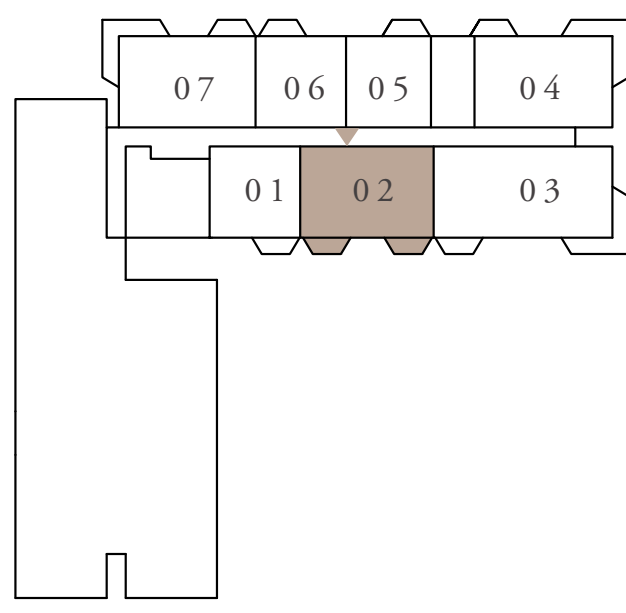
### LAYOUT



### KEY PLAN



LEVEL 2ND TO 5TH



LEVEL 6TH



FLOOR PLAN 1. All dimensions are in imperial and metric, and measured from finish to finish excluding construction tolerances. 2. All materials, dimensions, and drawings are approximate only. 3. Information is subject to change without notice, at developer's absolute discretion. 4. Actual area may vary from the stated area. 5. Drawings not to scale. 6. All images used are for illustrative purposes only and do not represent the actual size, features, specifications, fittings, and furnishings. 7. The developer reserves the right to make revisions / alterations, at it's absolute discretion, without any liability whatsoever.



# SERA 2


RASHID YACHTS & MARINA

## BUILDING A 2 BEDROOM TYPE C1

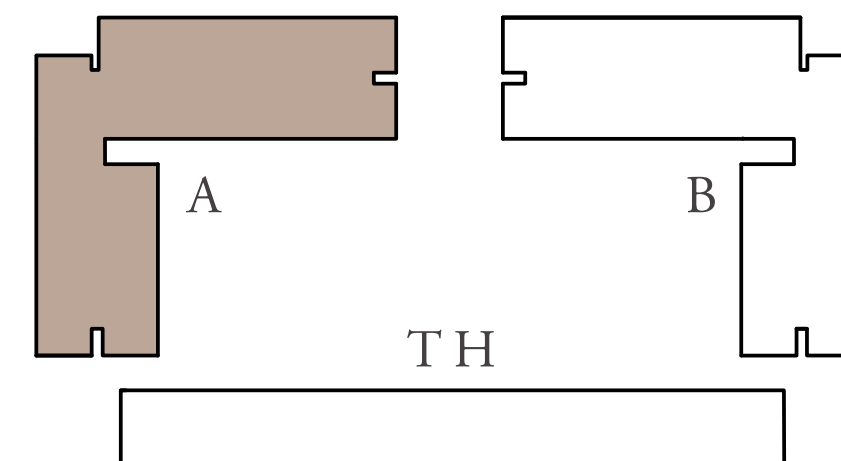
UNITS P08, 108, 211, 311, 411

SUITE AREA	105.50 SQ.M.	1135.59 SQ.FT.
BALCONY AREA	23.94 SQ.M.	257.69 SQ.FT.
TOTAL AREA	129.44 SQ.M.	1393.28 SQ.FT.

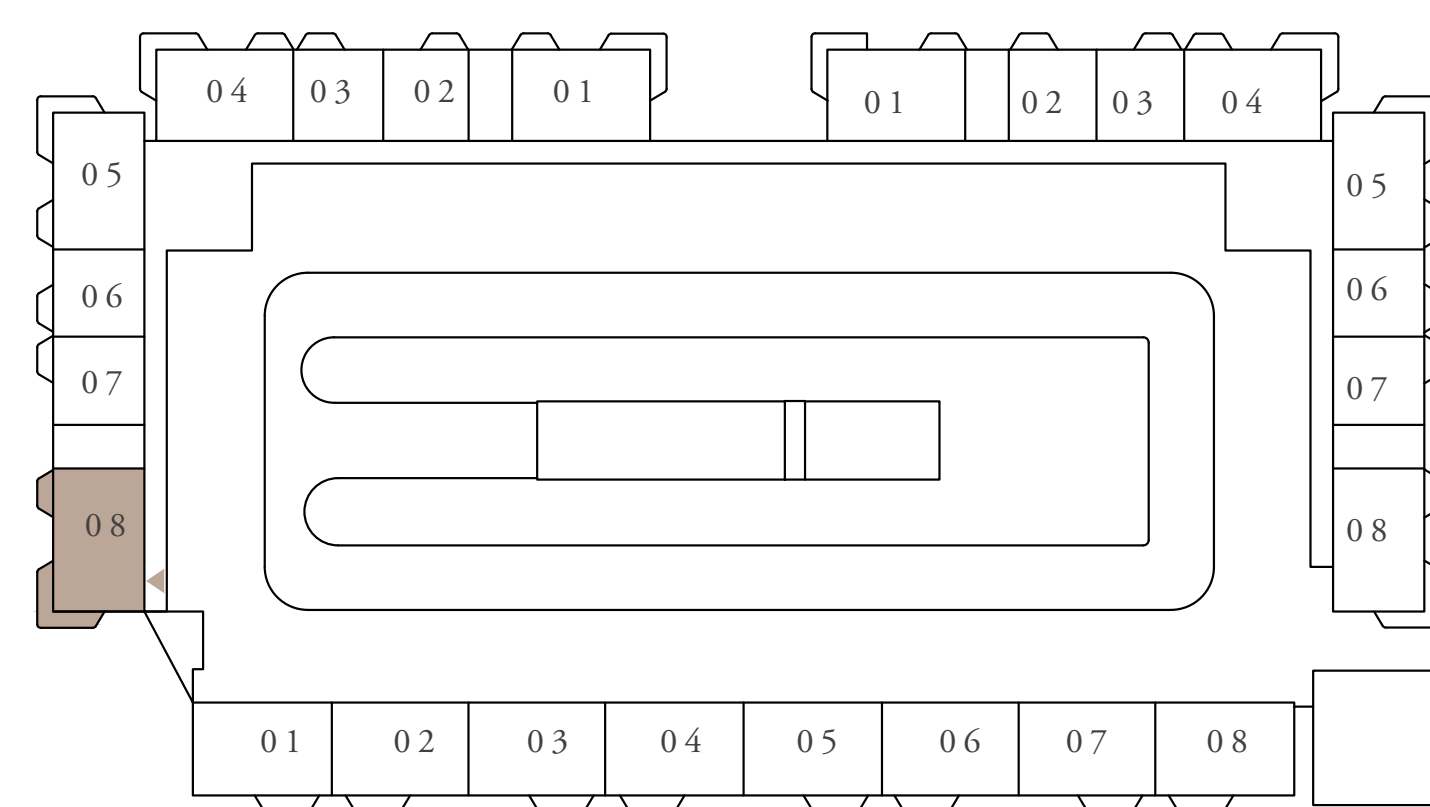
### KEY SECTION



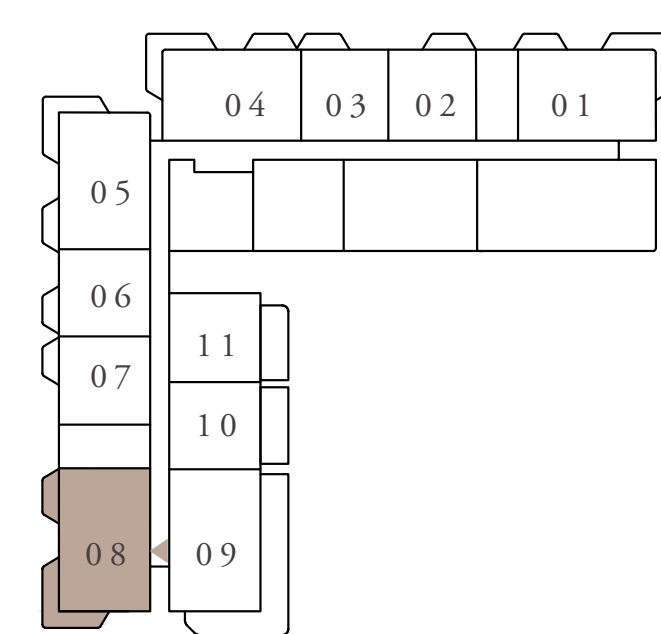
### LAYOUT



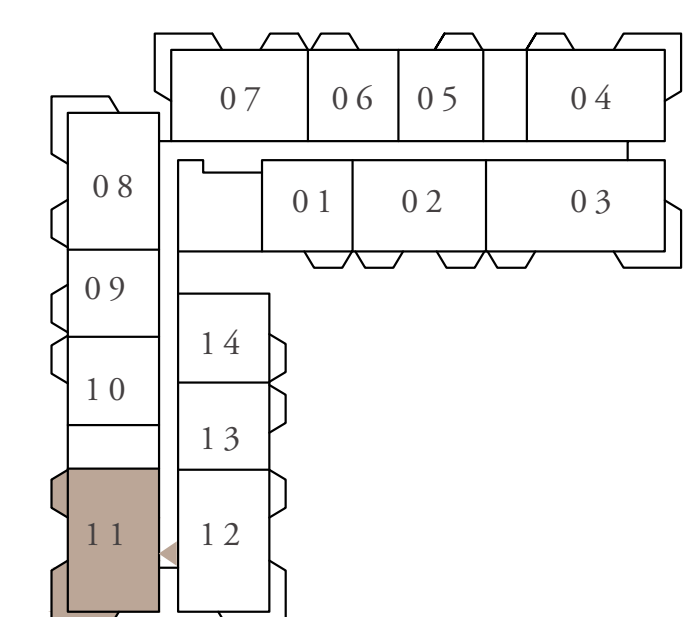
### KEY PLAN



PODIUM FLOOR LEVEL



FIRST FLOOR LEVEL



LEVEL 2ND TO 4TH



FLOOR PLAN 1. All dimensions are in imperial and metric, and measured from finish to finish excluding construction tolerances. 2. All materials, dimensions, and drawings are approximate only. 3. Information is subject to change without notice, at developer's absolute discretion. 4. Actual area may vary from the stated area. 5. Drawings not to scale. 6. All images used are for illustrative purposes only and do not represent the actual size, features, specifications, fittings, and furnishings. 7. The developer reserves the right to make revisions / alterations, at it's absolute discretion, without any liability whatsoever.



# SERA 2

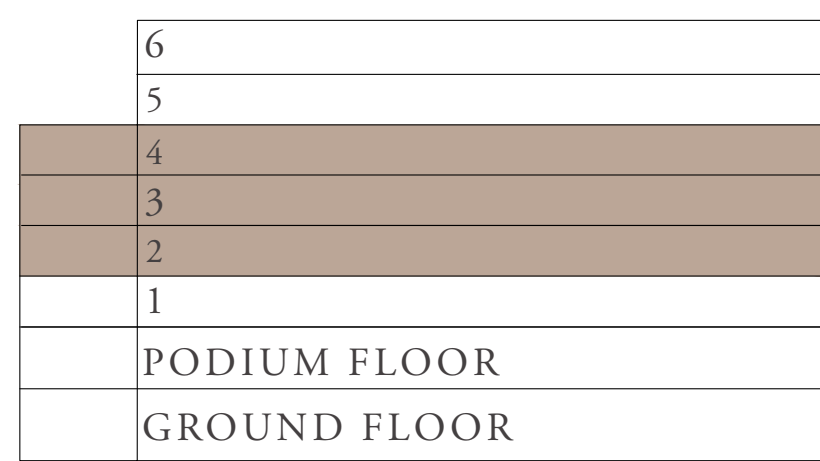
RASHID YACHTS & MARINA

## BUILDING A 2 BEDROOM TYPE E1

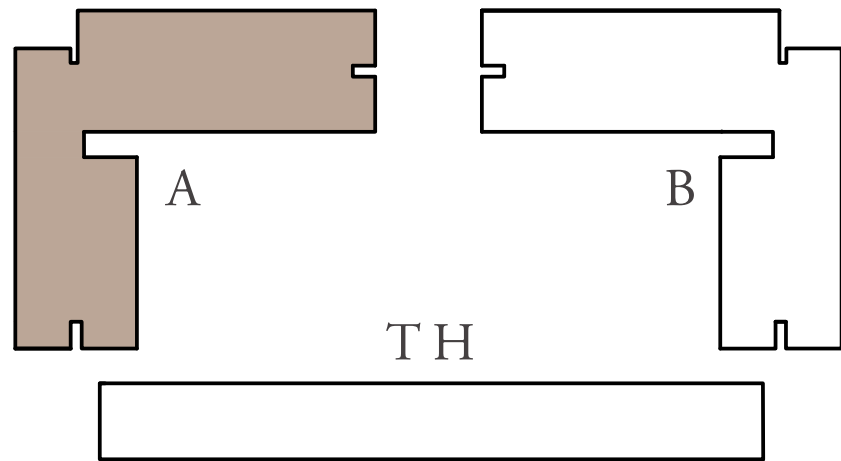
UNITS 212, 312, 412

SUITE AREA	104.75 SQ.M.	1127.52 SQ.FT.
BALCONY AREA	24.36 SQ.M.	262.21 SQ.FT.
TOTAL AREA	129.11 SQ.M.	1389.73 SQ.FT.

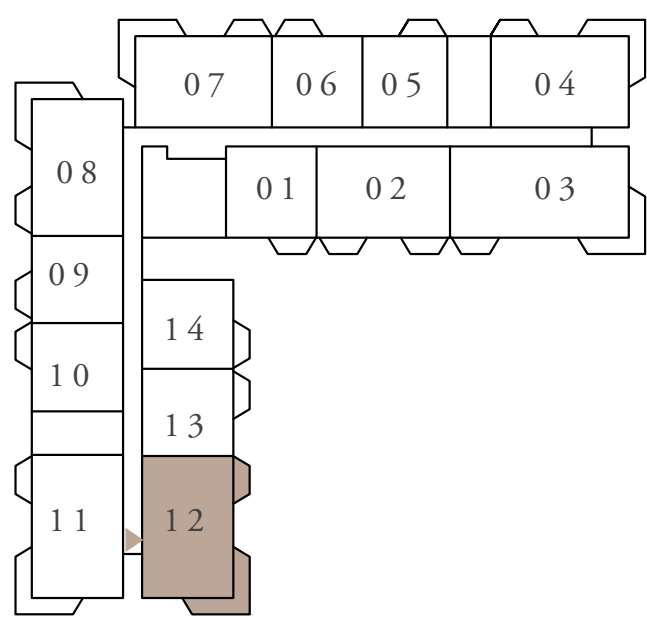
### KEY SECTION



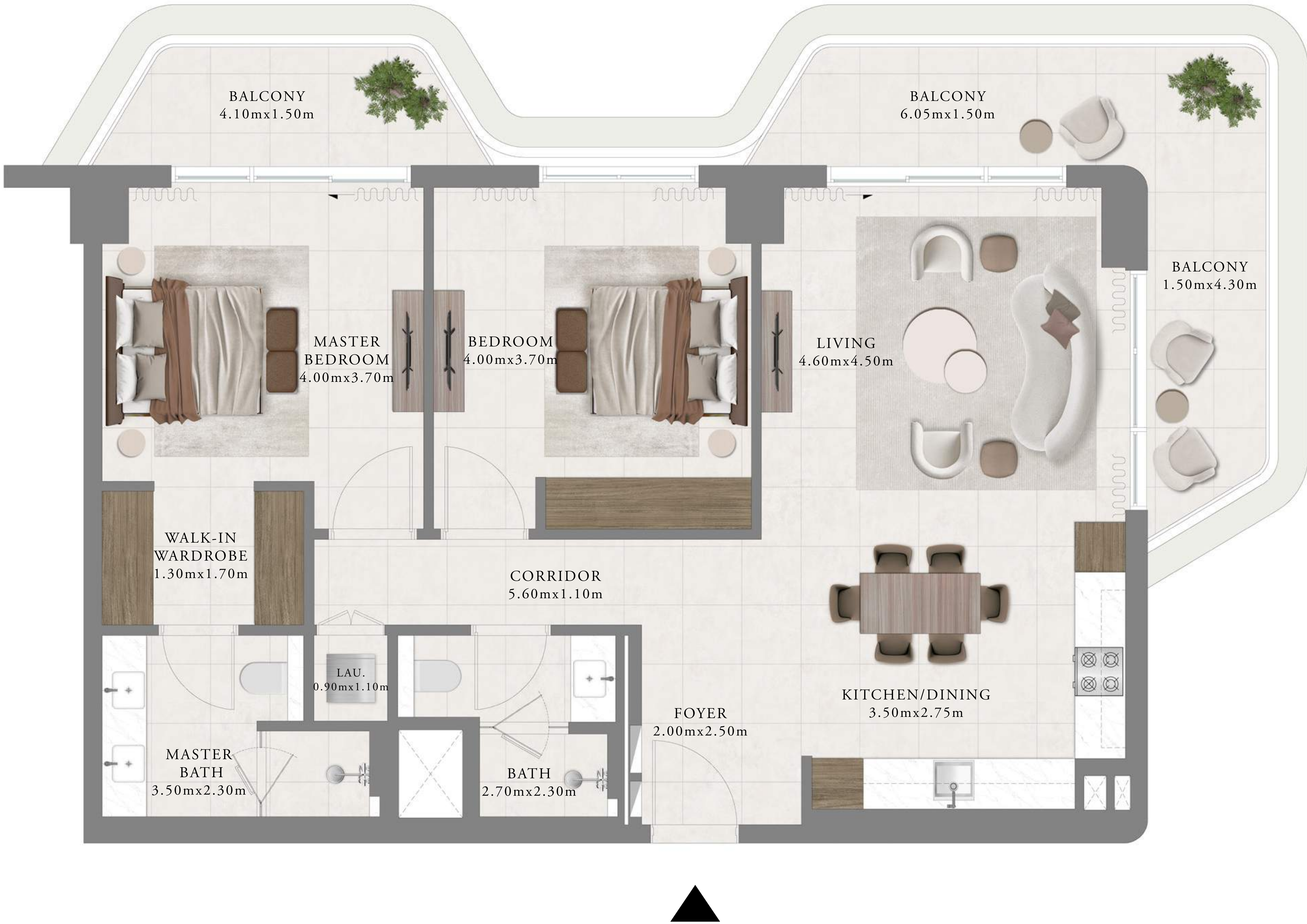
### LAYOUT



### KEY PLAN



LEVEL 2ND TO 4TH



FLOOR PLAN 1. All dimensions are in imperial and metric, and measured from finish to finish excluding construction tolerances. 2. All materials, dimensions, and drawings are approximate only. 3. Information is subject to change without notice, at developer's absolute discretion. 4. Actual area may vary from the stated area. 5. Drawings not to scale. 6. All images used are for illustrative purposes only and do not represent the actual size, features, specifications, fittings, and furnishings. 7. The developer reserves the right to make revisions / alterations, at it's absolute discretion, without any liability whatsoever.



# SERA 2

RASHID YACHTS & MARINA

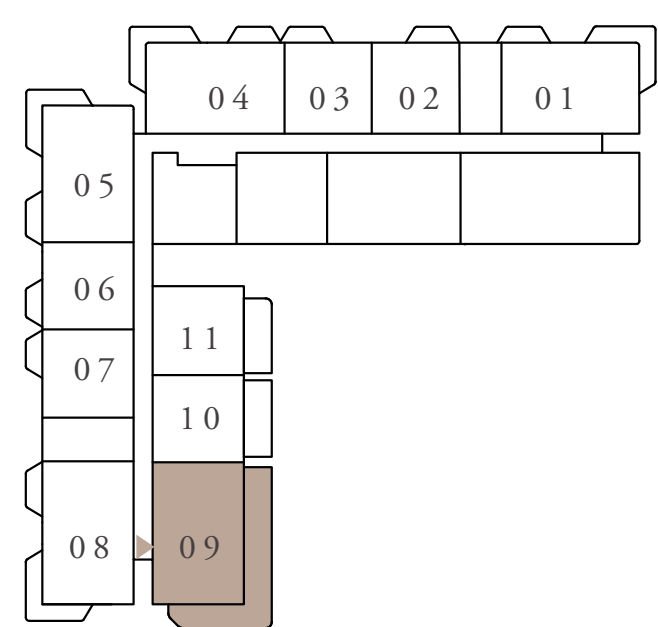
## BUILDING A 2 BEDROOM TYPE E1.2

UNITS	109	
SUITE AREA	104.73 SQ.M.	1127.30 SQ.FT.
BALCONY AREA	45.90 SQ.M.	494.06 SQ.FT.
TOTAL AREA	150.63 SQ.M.	1621.37 SQ.FT.

### KEY SECTION

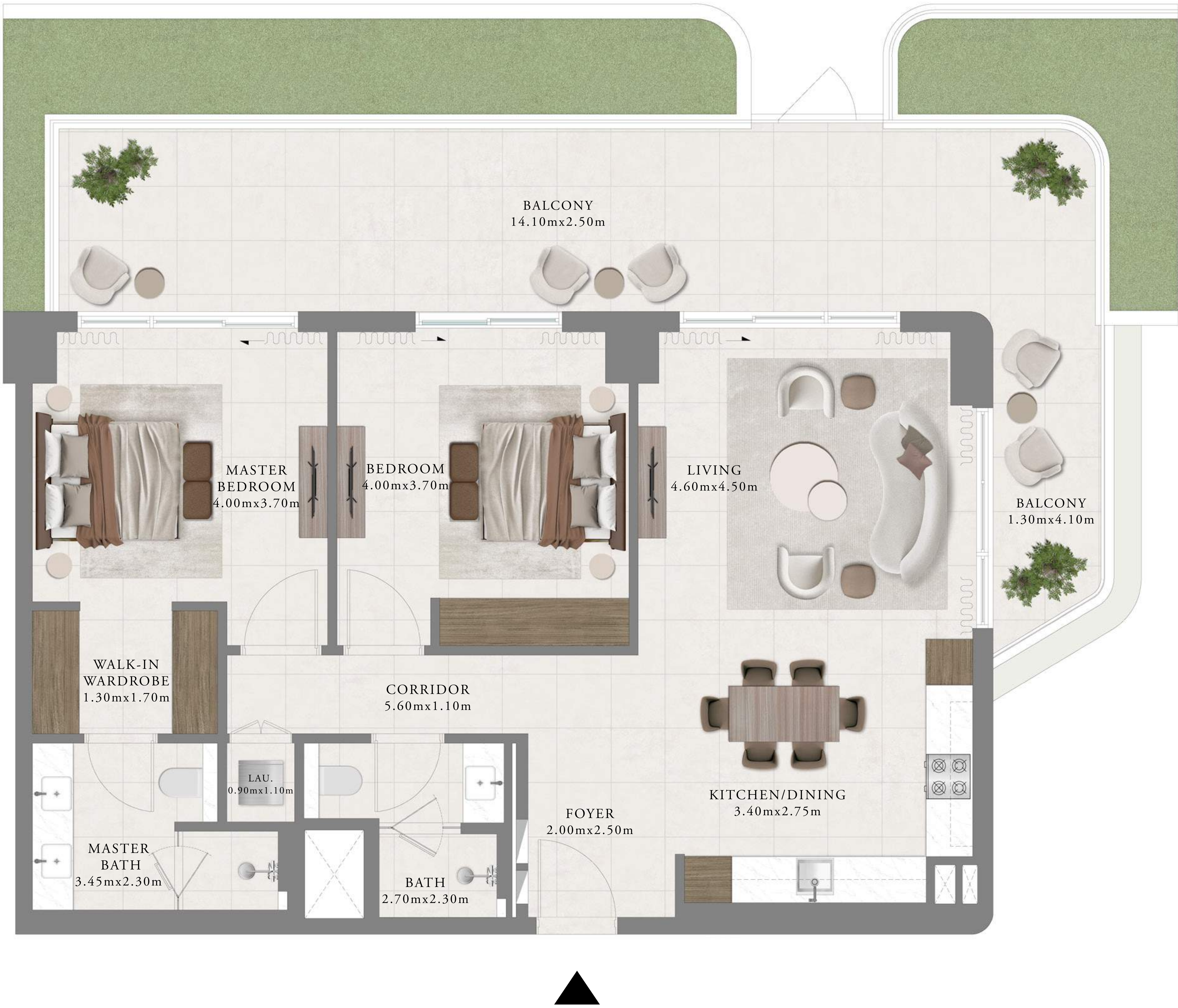
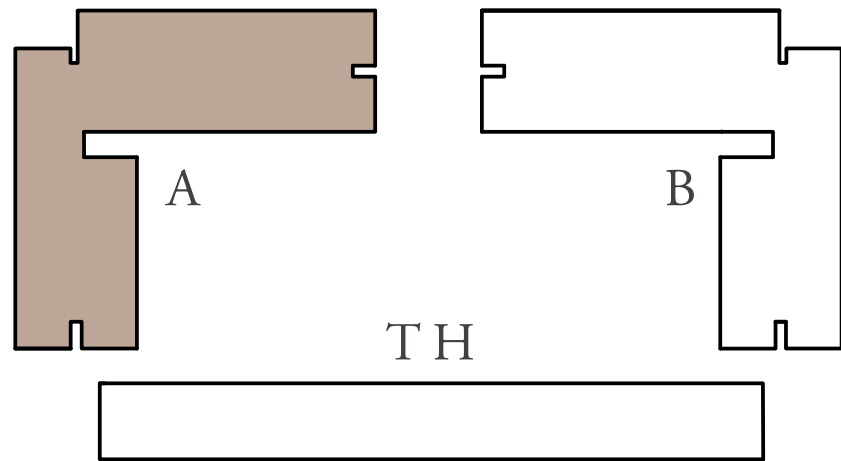
6	
5	
4	
3	
2	
1	
PODIUM FLOOR	
GROUND FLOOR	

### KEY PLAN



FIRST FLOOR LEVEL

### LAYOUT



FLOOR PLAN 1. All dimensions are in imperial and metric, and measured from finish to finish excluding construction tolerances. 2. All materials, dimensions, and drawings are approximate only. 3. Information is subject to change without notice, at developer's absolute discretion. 4. Actual area may vary from the stated area. 5. Drawings not to scale. 6. All images used are for illustrative purposes only and do not represent the actual size, features, specifications, fittings, and furnishings. 7. The developer reserves the right to make revisions / alterations, at it's absolute discretion, without any liability whatsoever.




# SERA 2

RASHID YACHTS & MARINA


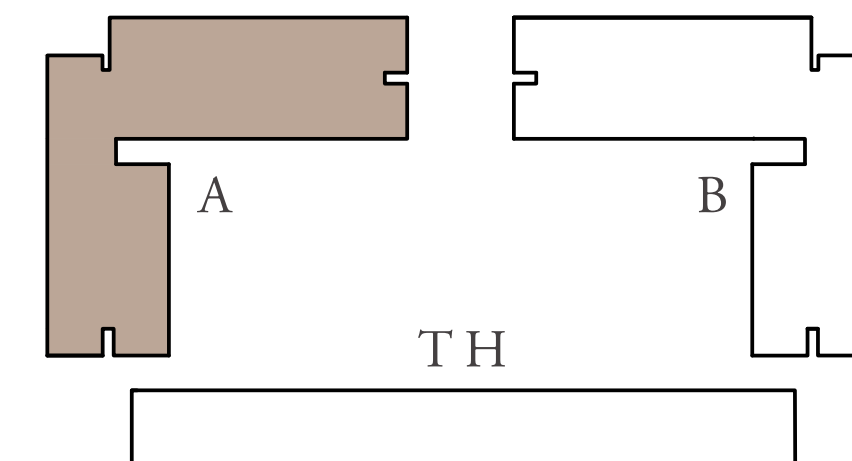
## BUILDING A 2 BEDROOM TYPE D1

UNITS	P01, 101, 204, 304, 404, 504, 604	
SUITE AREA	100.20 SQ.M.	1078.54 SQ.FT.
BALCONY AREA	23.95 SQ.M.	257.80 SQ.FT.
TOTAL AREA	124.15 SQ.M.	1336.34 SQ.FT.

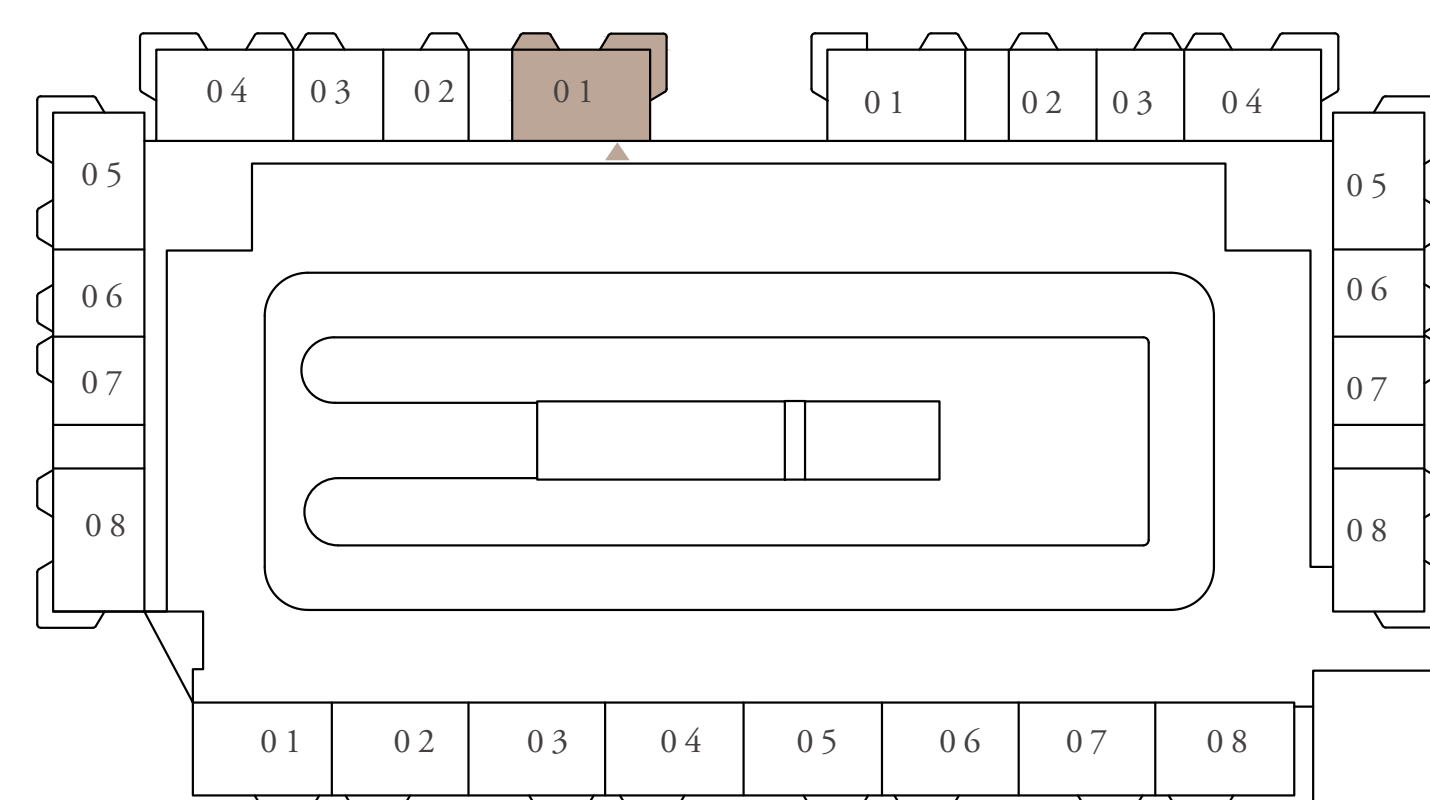
### KEY SECTION



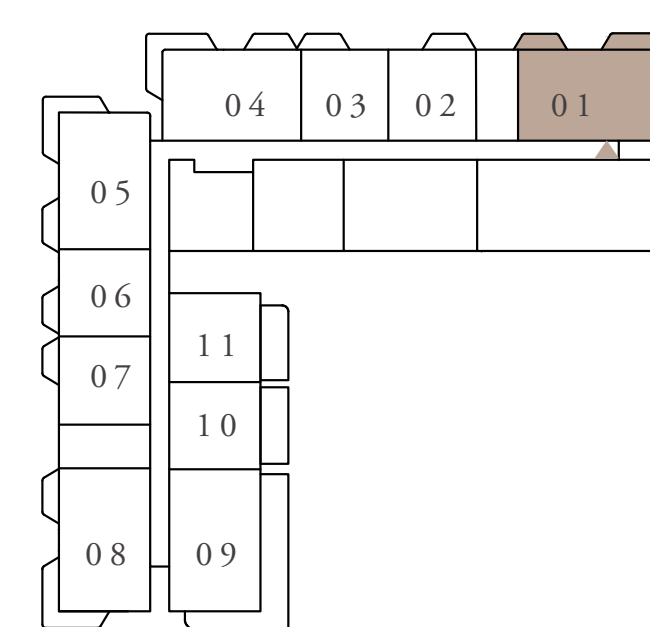
### LAYOUT



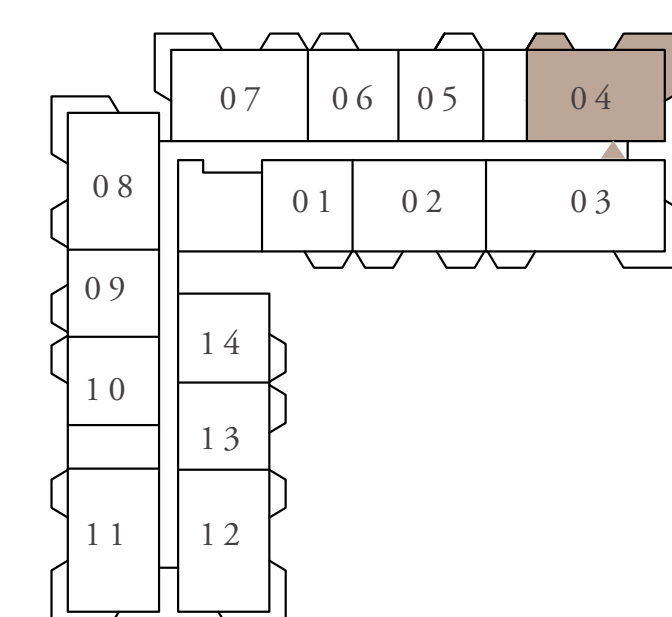
### KEY PLAN



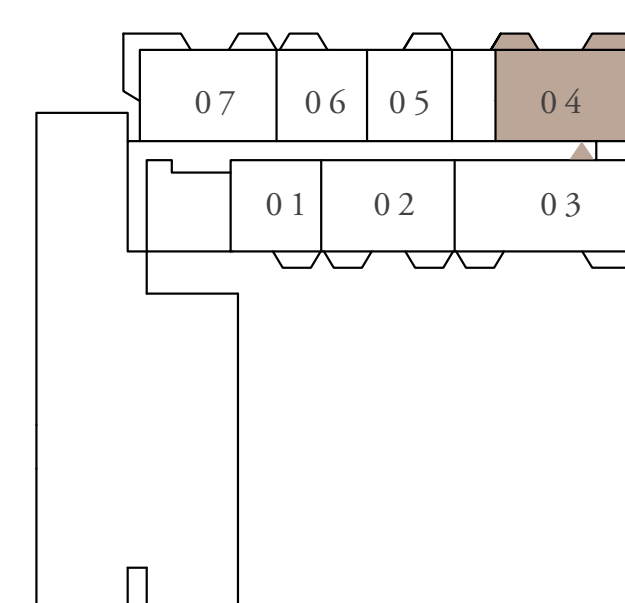
PODIUM FLOOR LEVEL



FIRST FLOOR LEVEL



LEVEL 2ND TO 5TH



LEVEL 6TH



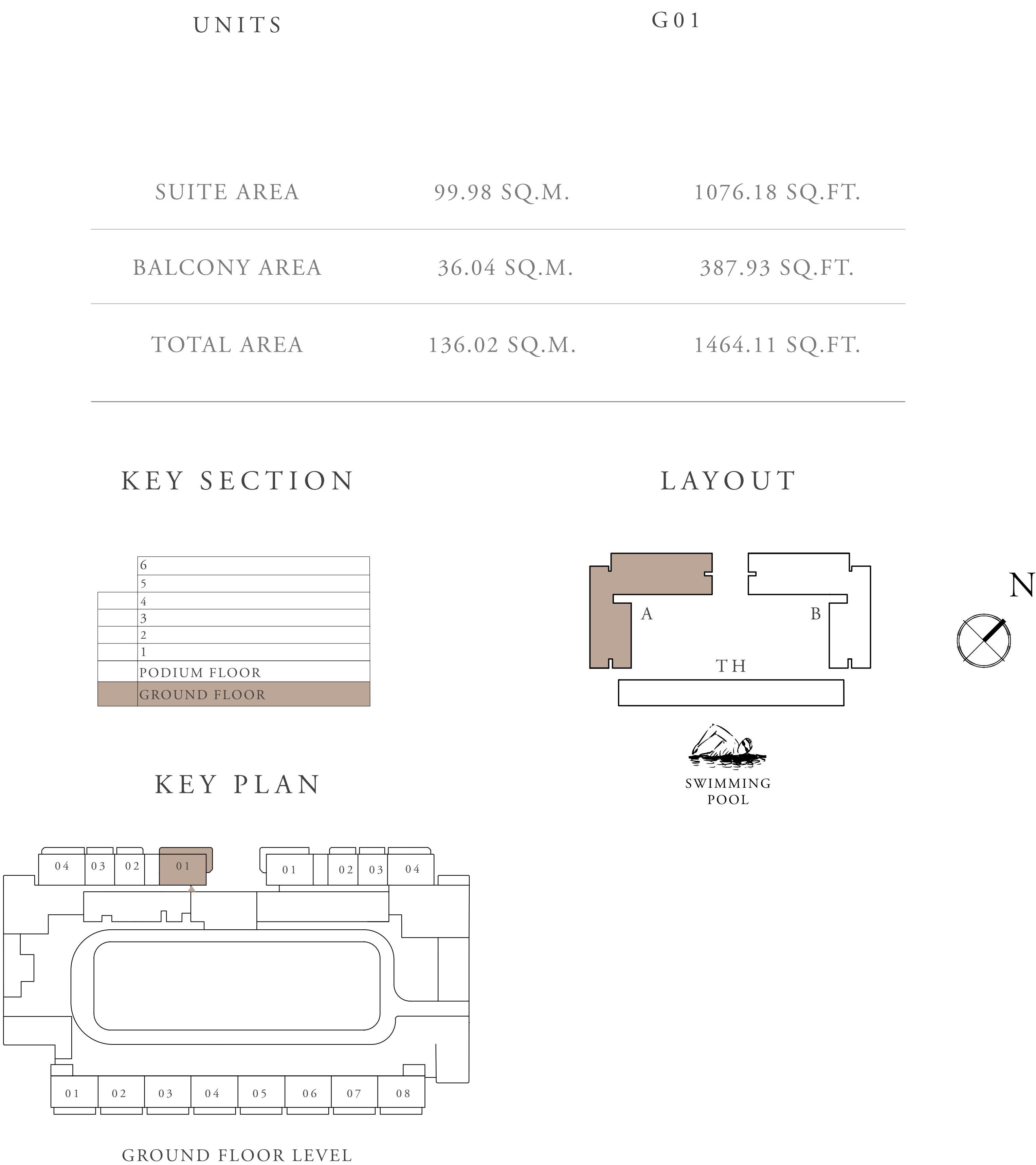
FLOOR PLAN 1. All dimensions are in imperial and metric, and measured from finish to finish excluding construction tolerances. 2. All materials, dimensions, and drawings are approximate only. 3. Information is subject to change without notice, at developer's absolute discretion. 4. Actual area may vary from the stated area. 5. Drawings not to scale. 6. All images used are for illustrative purposes only and do not represent the actual size, features, specifications, fittings, and furnishings. 7. The developer reserves the right to make revisions / alterations, at it's absolute discretion, without any liability whatsoever.



# SERA 2

RASHID YACHTS & MARINA

## BUILDING A 2 BEDROOM TYPE D1.1






# SERA 2

RASHID YACHTS & MARINA

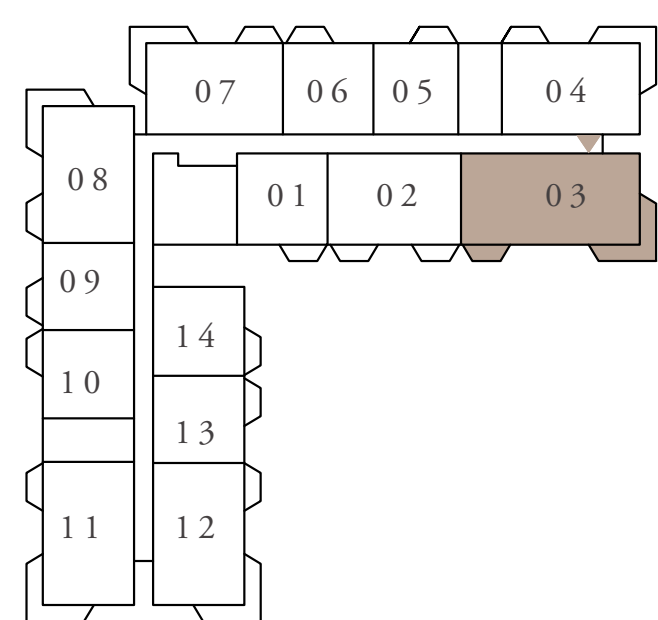
## BUILDING A 3 BEDROOM TYPE A1

UNITS	203, 303, 403, 503, 603	
SUITE AREA	131.21 SQ.M.	1412.33 SQ.FT.
BALCONY AREA	23.30 SQ.M.	250.80 SQ.FT.
TOTAL AREA	154.51 SQ.M.	1663.13 SQ.FT.

### KEY SECTION

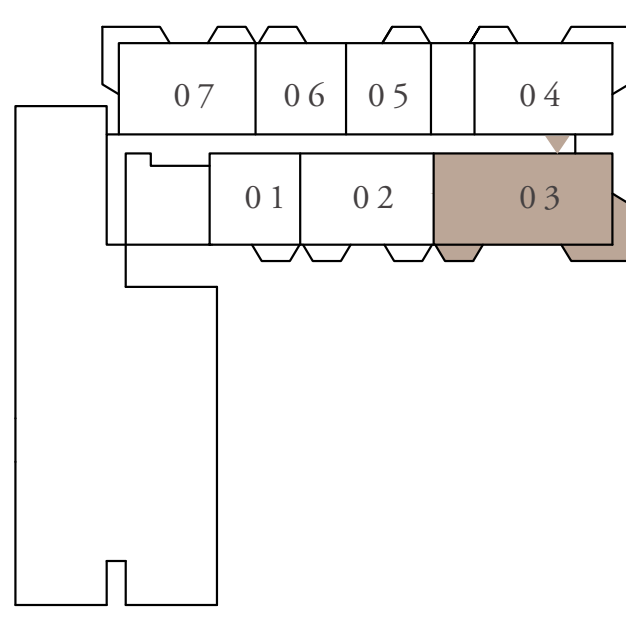
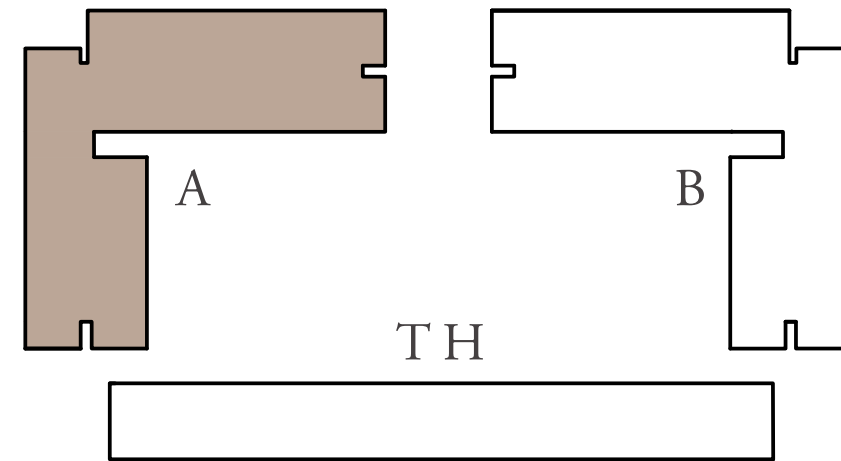


### KEY PLAN



LEVEL 2ND TO 5TH

### LAYOUT



LEVEL 6TH





# SERA 2

RASHID YACHTS & MARINA

---

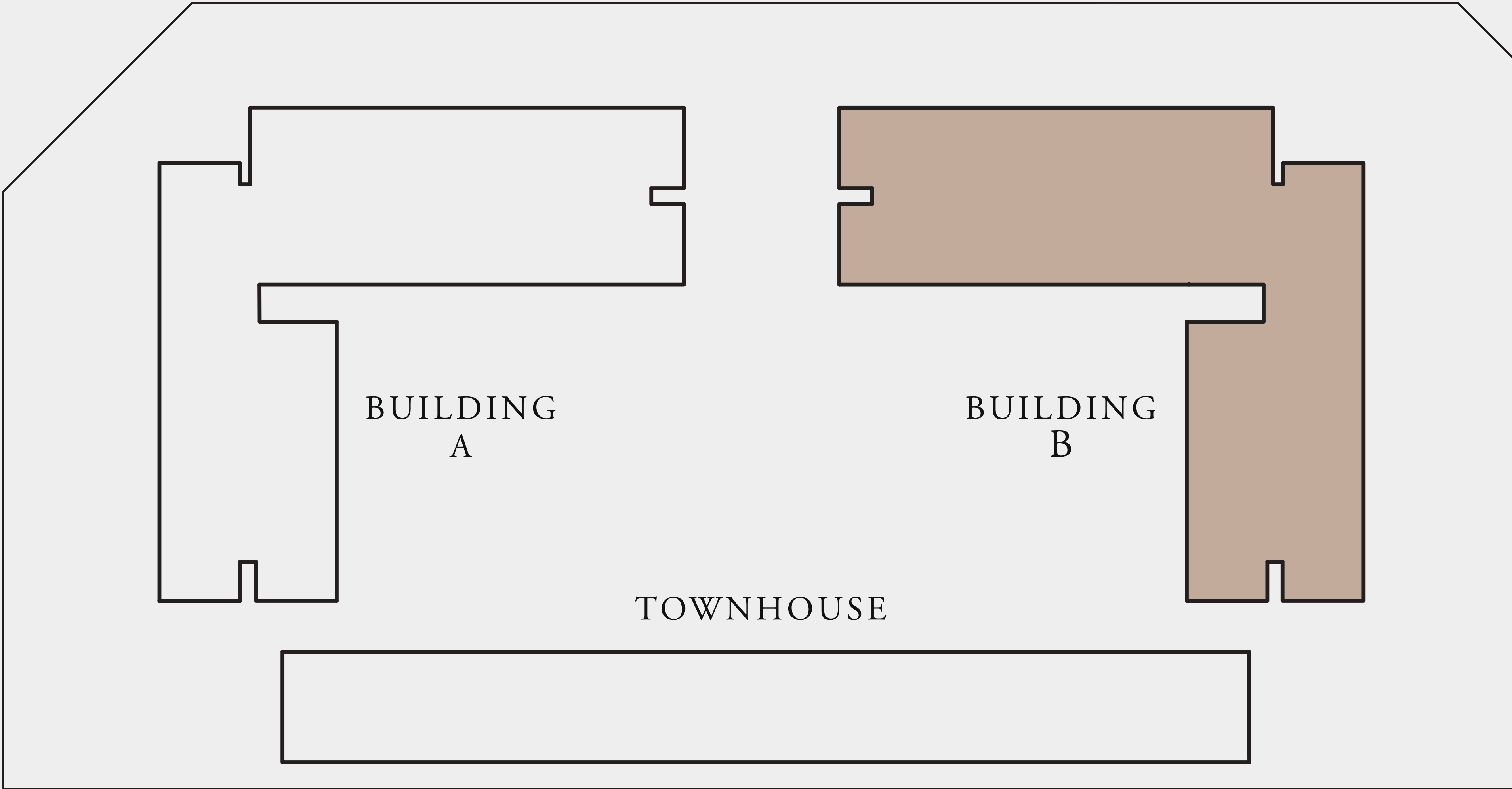
FLOOR PLAN  
BUILDING B

---

EMAAR



RASHID YACHTS & MARINA



EMAAR




# SERA 2

RASHID YACHTS & MARINA

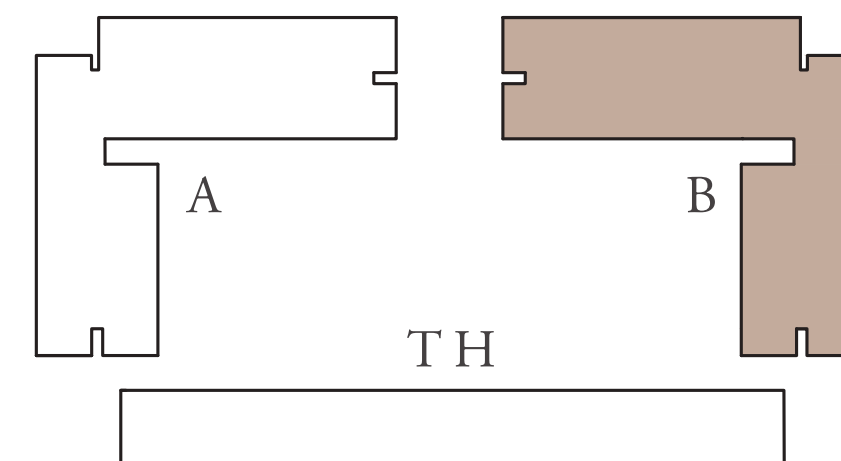
## BUILDING B 1 BEDROOM TYPE A1

UNITS	PO7, 110, 210, 310, 410, 510	
SUITE AREA	65.37 SQ.M.	703.64 SQ.FT.
BALCONY AREA	5.95 SQ.M.	64.05 SQ.FT.
TOTAL AREA	71.32 SQ.M.	767.68 SQ.FT.

### KEY SECTION

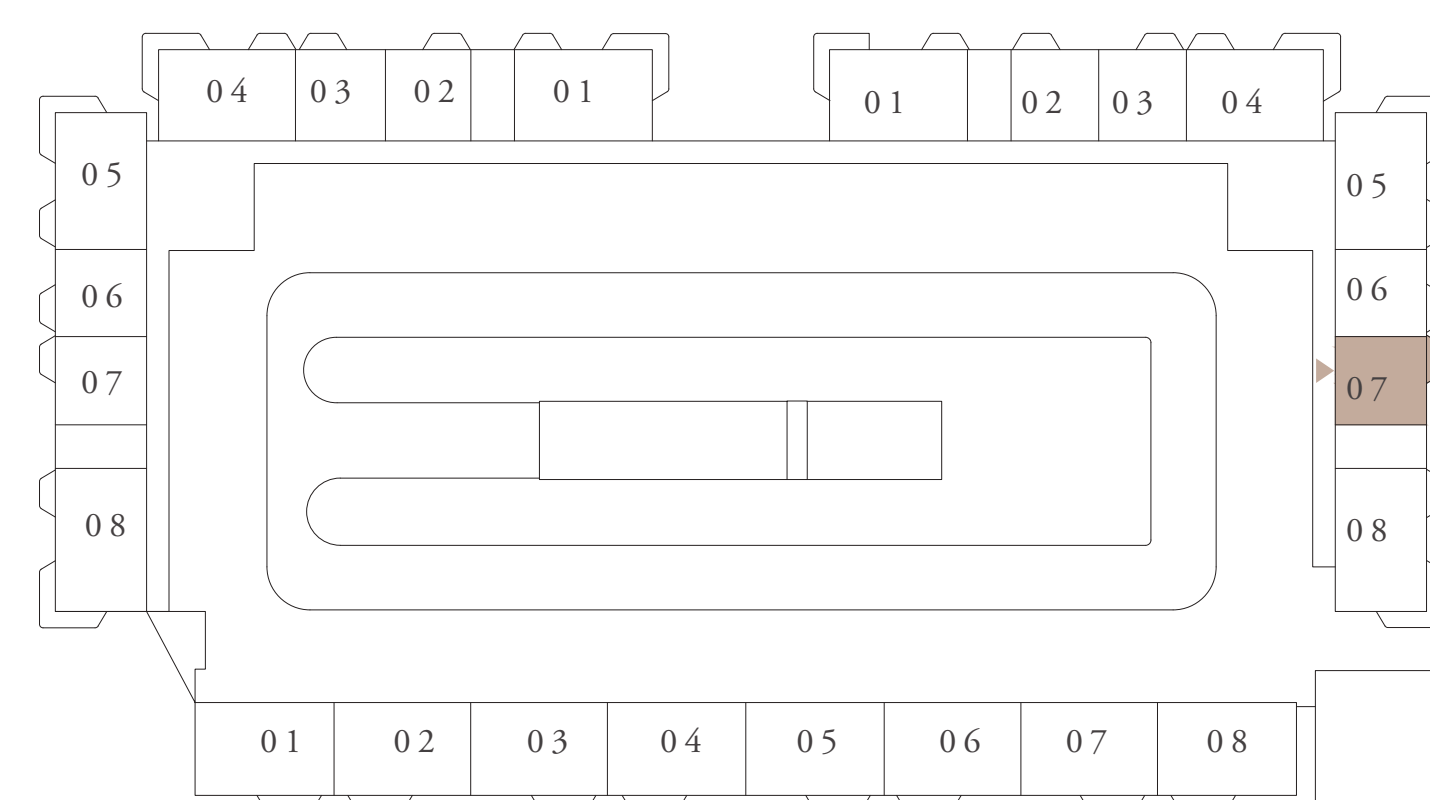


### LAYOUT

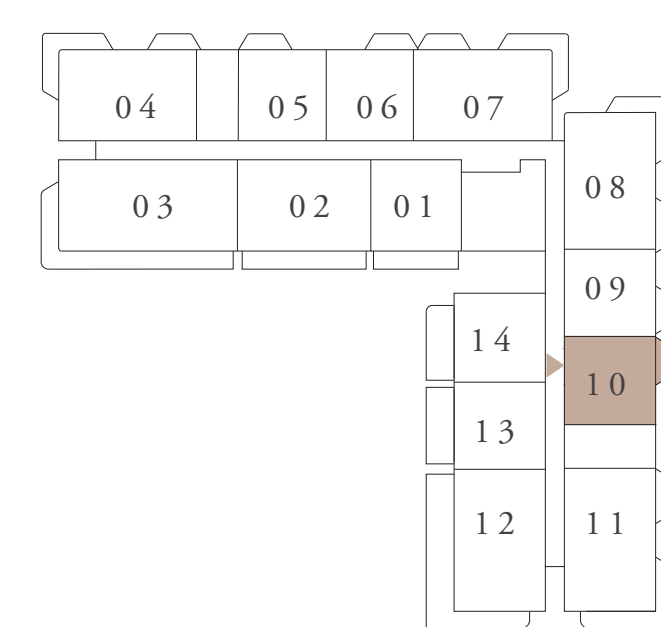


SWIMMING POOL

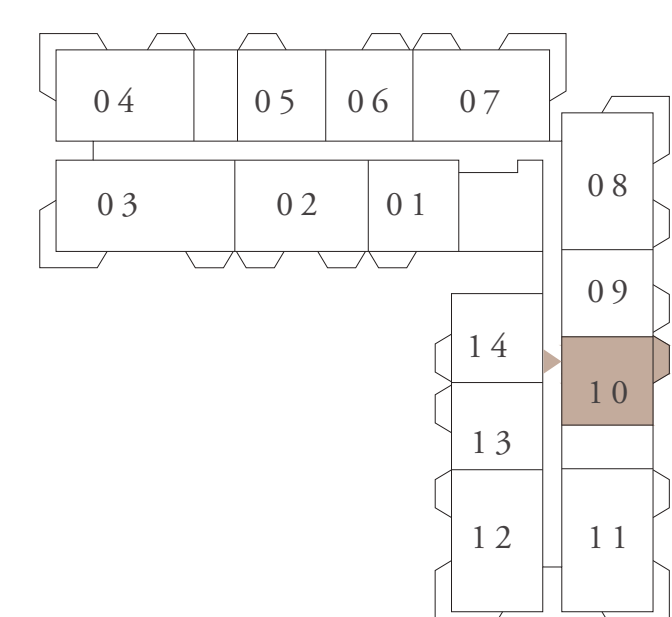
### KEY PLAN



PODIUM FLOOR LEVEL



FIRST FLOOR LEVEL



LEVEL 2ND TO 5TH



FLOOR PLAN 1. All dimensions are in imperial and metric, and measured from finish to finish excluding construction tolerances. 2. All materials, dimensions, and drawings are approximate only. 3. Information is subject to change without notice, at developer's absolute discretion. 4. Actual area may vary from the stated area. 5. Drawings not to scale. 6. All images used are for illustrative purposes only and do not represent the actual size, features, specifications, fittings, and furnishings. 7. The developer reserves the right to make revisions / alterations, at it's absolute discretion, without any liability whatsoever.




# SERA 2

RASHID YACHTS & MARINA

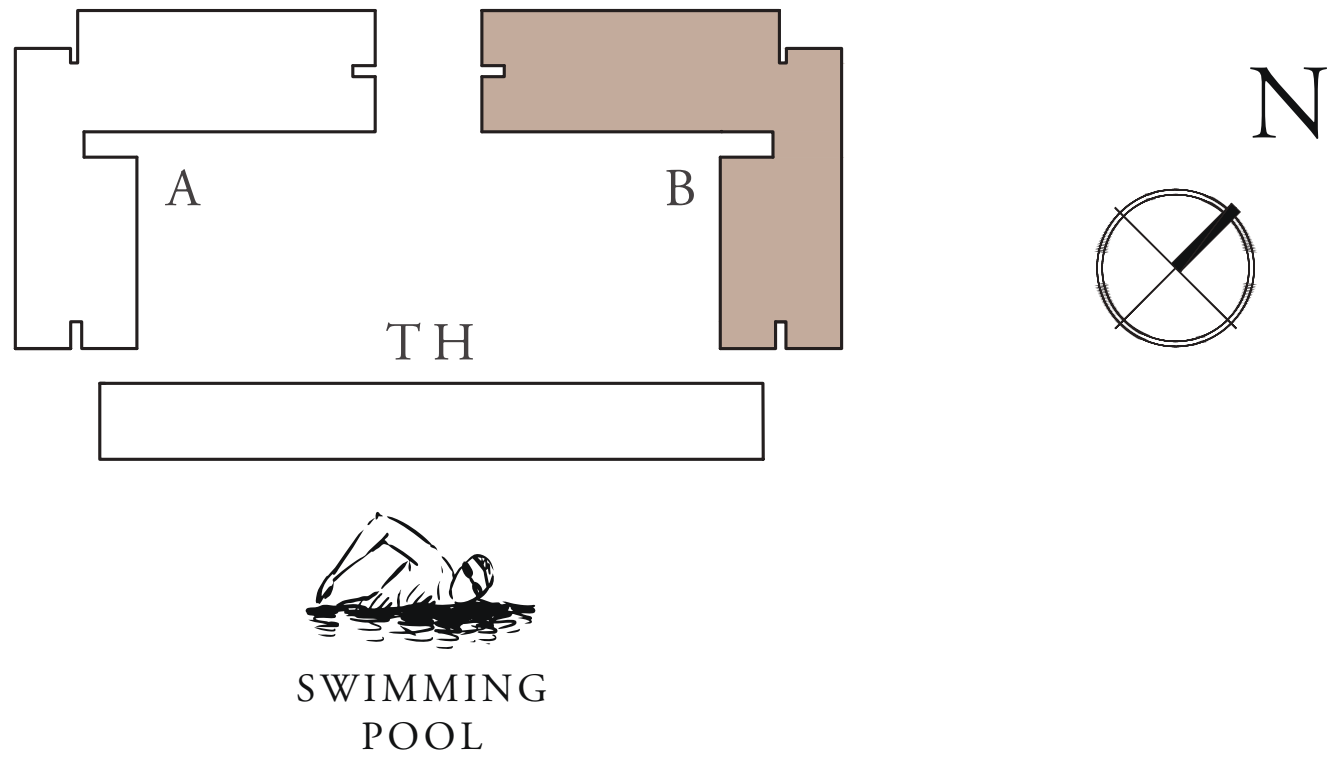
## BUILDING B 1 BEDROOM TYPE A2

UNITS	P06, 109, 209, 309, 409, 509	
SUITE AREA	64.55 SQ.M.	694.81 SQ.FT.
BALCONY AREA	5.93 SQ.M.	63.83 SQ.FT.
TOTAL AREA	70.48 SQ.M.	758.64 SQ.FT.

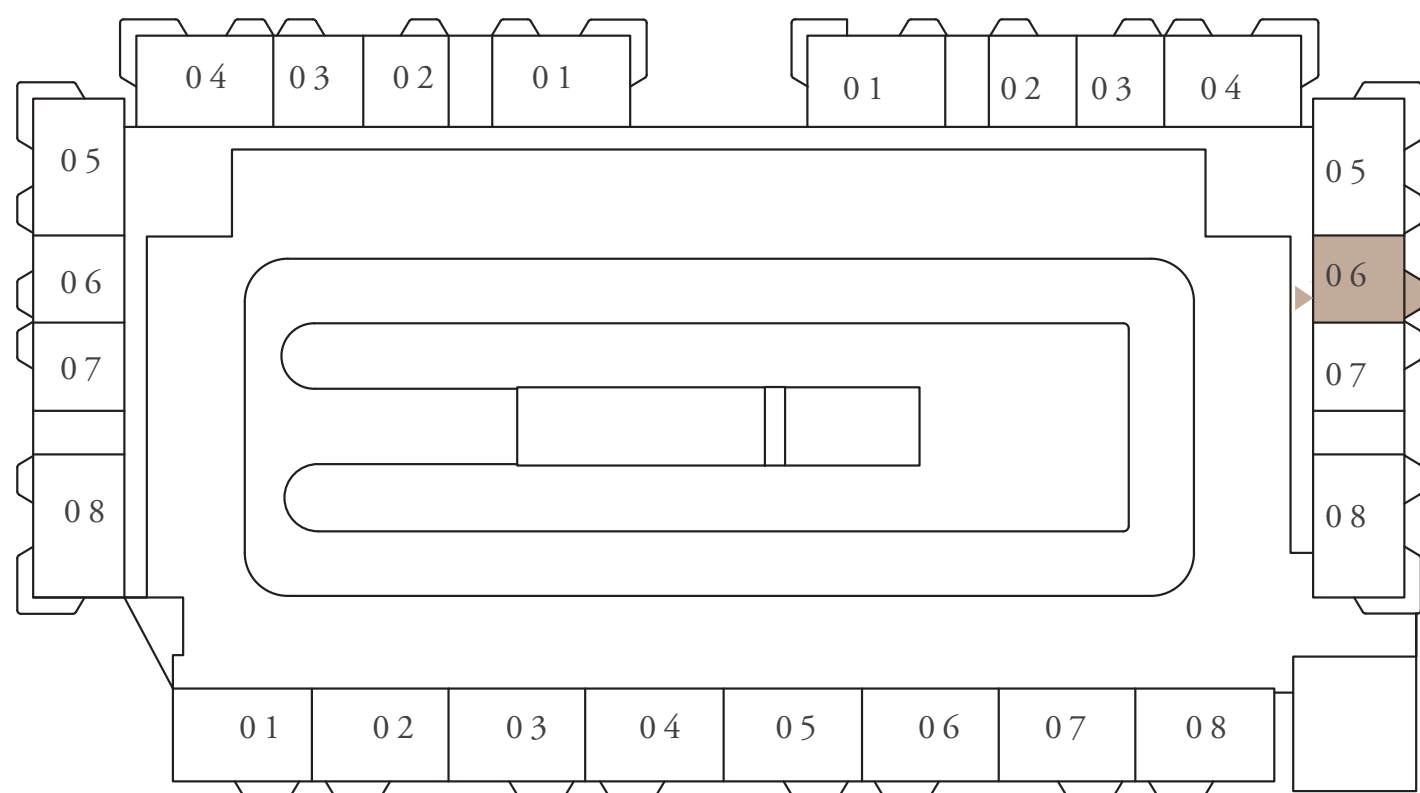
KEY SECTION



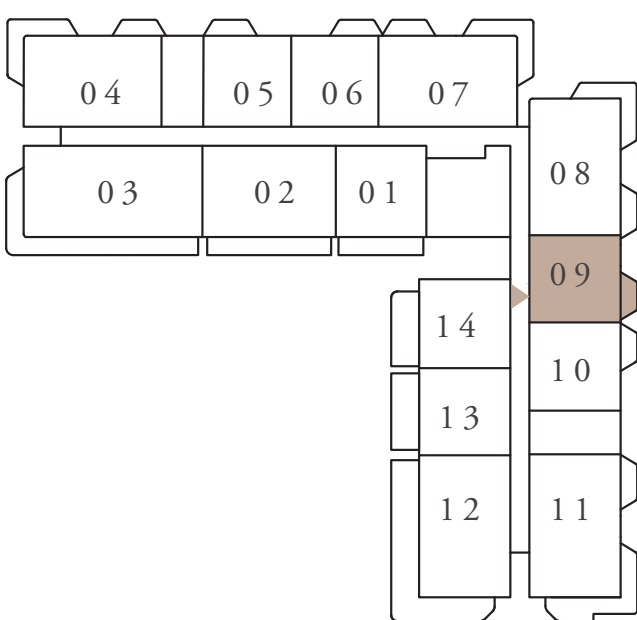
LAYOUT



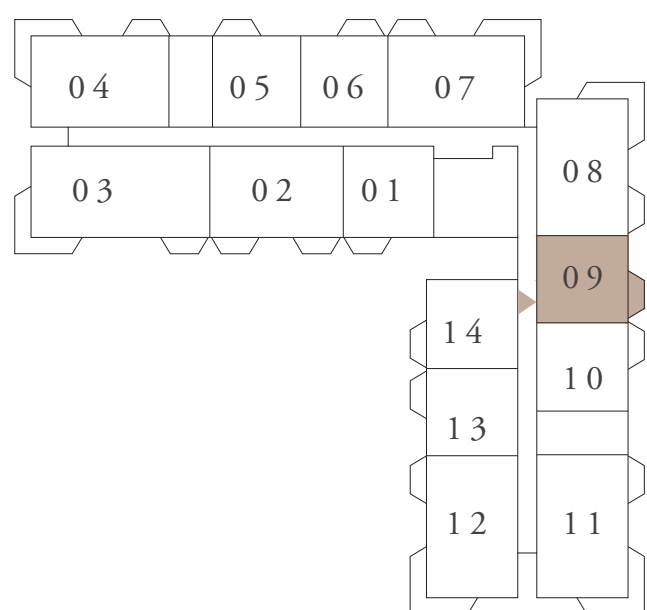
KEY PLAN



PODIUM FLOOR LEVEL



FIRST FLOOR LEVEL



LEVEL 2ND TO 5TH



FLOOR PLAN 1. All dimensions are in imperial and metric, and measured from finish to finish excluding construction tolerances. 2. All materials, dimensions, and drawings are approximate only. 3. Information is subject to change without notice, at developer's absolute discretion. 4. Actual area may vary from the stated area. 5. Drawings not to scale. 6. All images used are for illustrative purposes only and do not represent the actual size, features, specifications, fittings, and furnishings. 7. The developer reserves the right to make revisions / alterations, at it's absolute discretion, without any liability whatsoever.




# SERA 2

RASHID YACHTS & MARINA

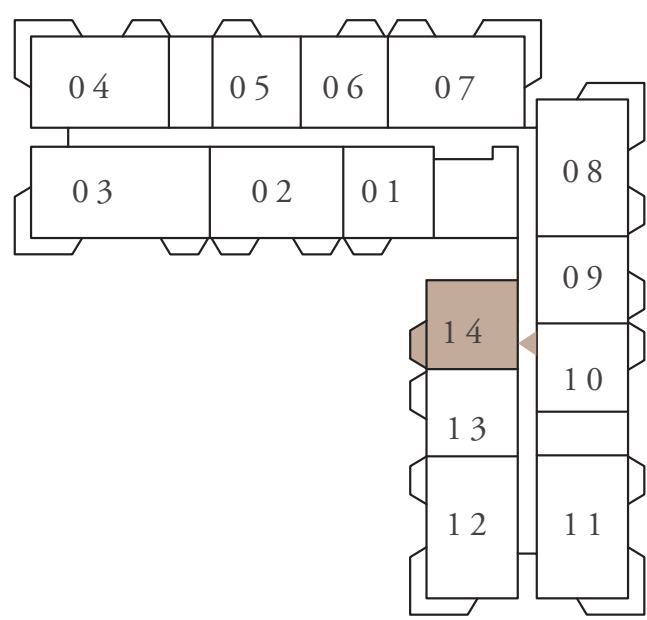
## BUILDING B 1 BEDROOM TYPE B1

UNITS	214, 314, 414, 514	
SUITE AREA	64.75 SQ.M.	696.96 SQ.FT.
BALCONY AREA	5.93 SQ.M.	63.83 SQ.FT.
TOTAL AREA	70.68 SQ.M.	760.79 SQ.FT.

### KEY SECTION

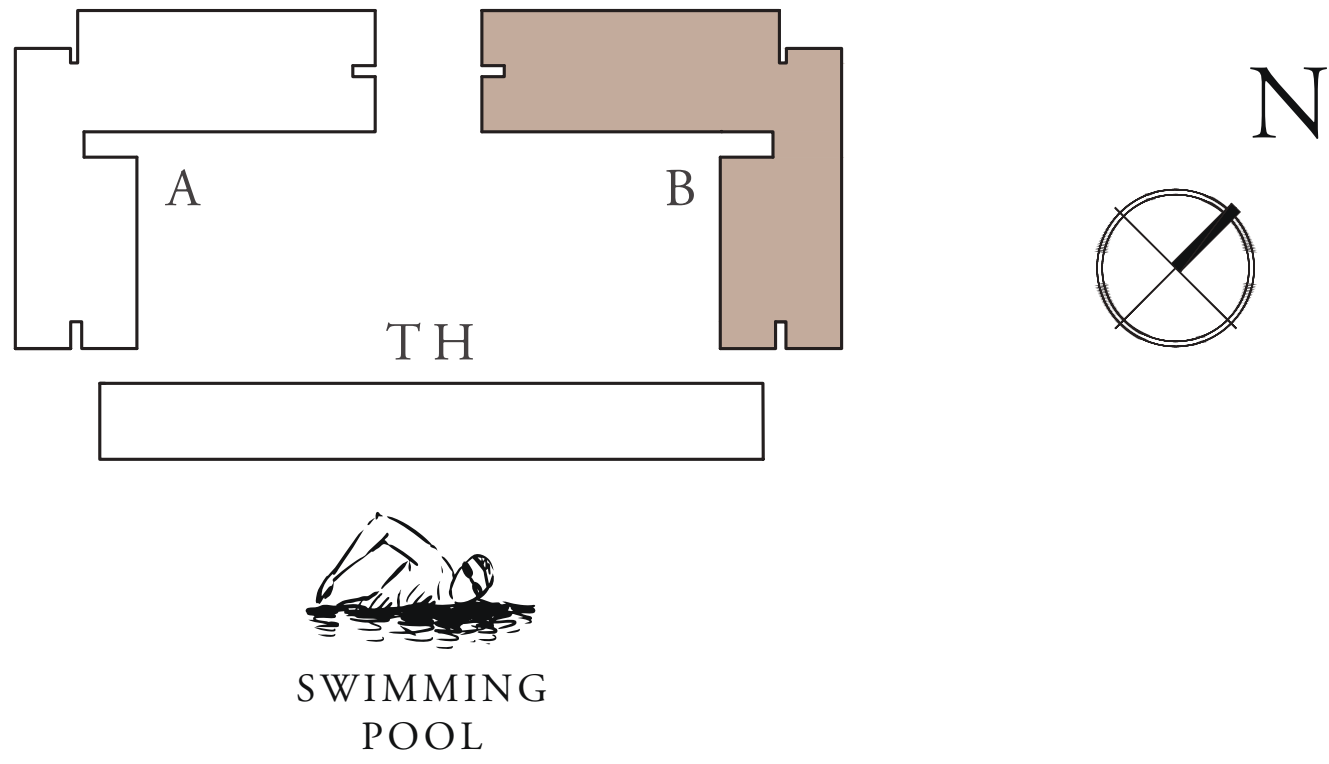


### KEY PLAN



LEVEL 2ND TO 5TH

### LAYOUT



FLOOR PLAN 1. All dimensions are in imperial and metric, and measured from finish to finish excluding construction tolerances. 2. All materials, dimensions, and drawings are approximate only. 3. Information is subject to change without notice, at developer’s absolute discretion. 4. Actual area may vary from the stated area. 5. Drawings not to scale. 6. All images used are for illustrative purposes only and do not represent the actual size, features, specifications, fittings, and furnishings. 7. The developer reserves the right to make revisions / alterations, at it’s absolute discretion, without any liability whatsoever.




# SERA 2

RASHID YACHTS & MARINA

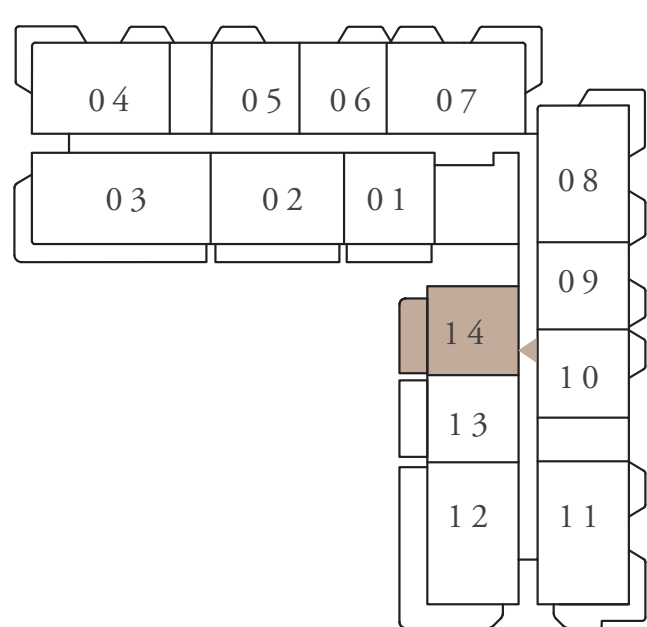
## BUILDING B 1 BEDROOM TYPE B1.2

UNITS	114	
SUITE AREA	64.71 SQ.M.	696.53 SQ.FT.
BALCONY AREA	18.92 SQ.M.	203.65 SQ.FT.
TOTAL AREA	83.63 SQ.M.	900.19 SQ.FT.

### KEY SECTION

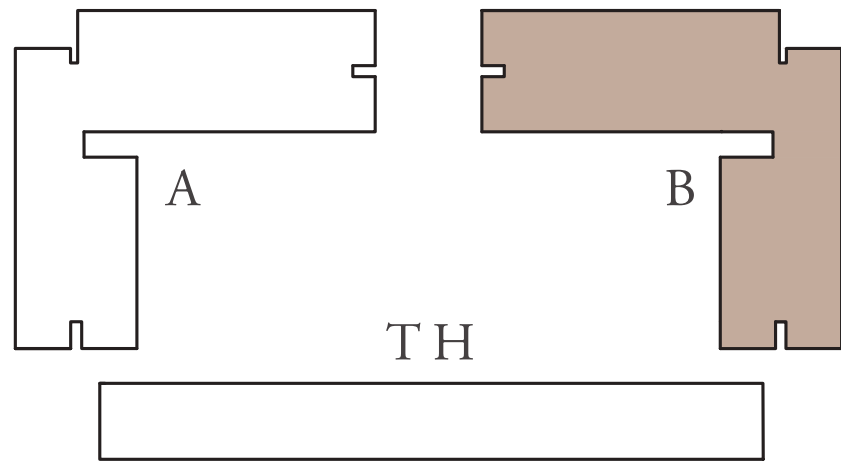


### KEY PLAN



FIRST FLOOR LEVEL

### LAYOUT



FLOOR PLAN 1. All dimensions are in imperial and metric, and measured from finish to finish excluding construction tolerances. 2. All materials, dimensions, and drawings are approximate only. 3. Information is subject to change without notice, at developer's absolute discretion. 4. Actual area may vary from the stated area. 5. Drawings not to scale. 6. All images used are for illustrative purposes only and do not represent the actual size, features, specifications, fittings, and furnishings. 7. The developer reserves the right to make revisions / alterations, at it's absolute discretion, without any liability whatsoever.



# SERA 2

RASHID YACHTS & MARINA


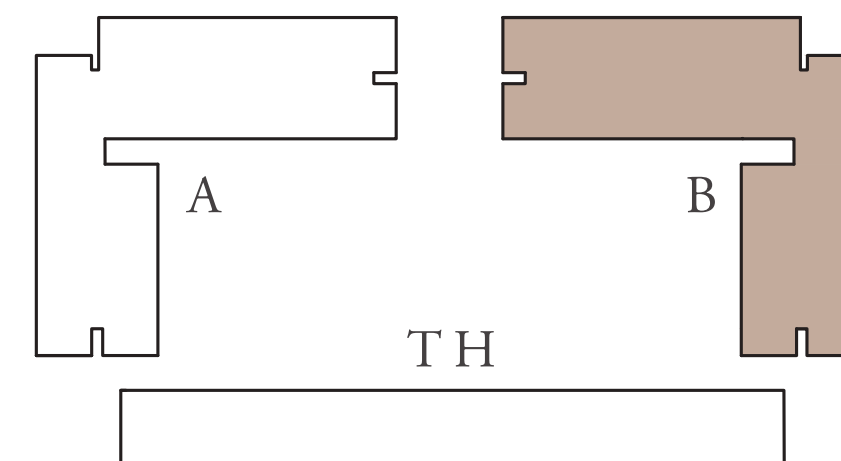
## BUILDING B 1 BEDROOM TYPE B2

UNITS	P03, 106, 206, 213, 306, 313, 406, 413, 506, 513, 606, 706	
SUITE AREA	64.50 SQ.M.	694.27 SQ.FT.
BALCONY AREA	5.91 SQ.M.	63.61 SQ.FT.
TOTAL AREA	70.41 SQ.M.	757.89 SQ.FT.

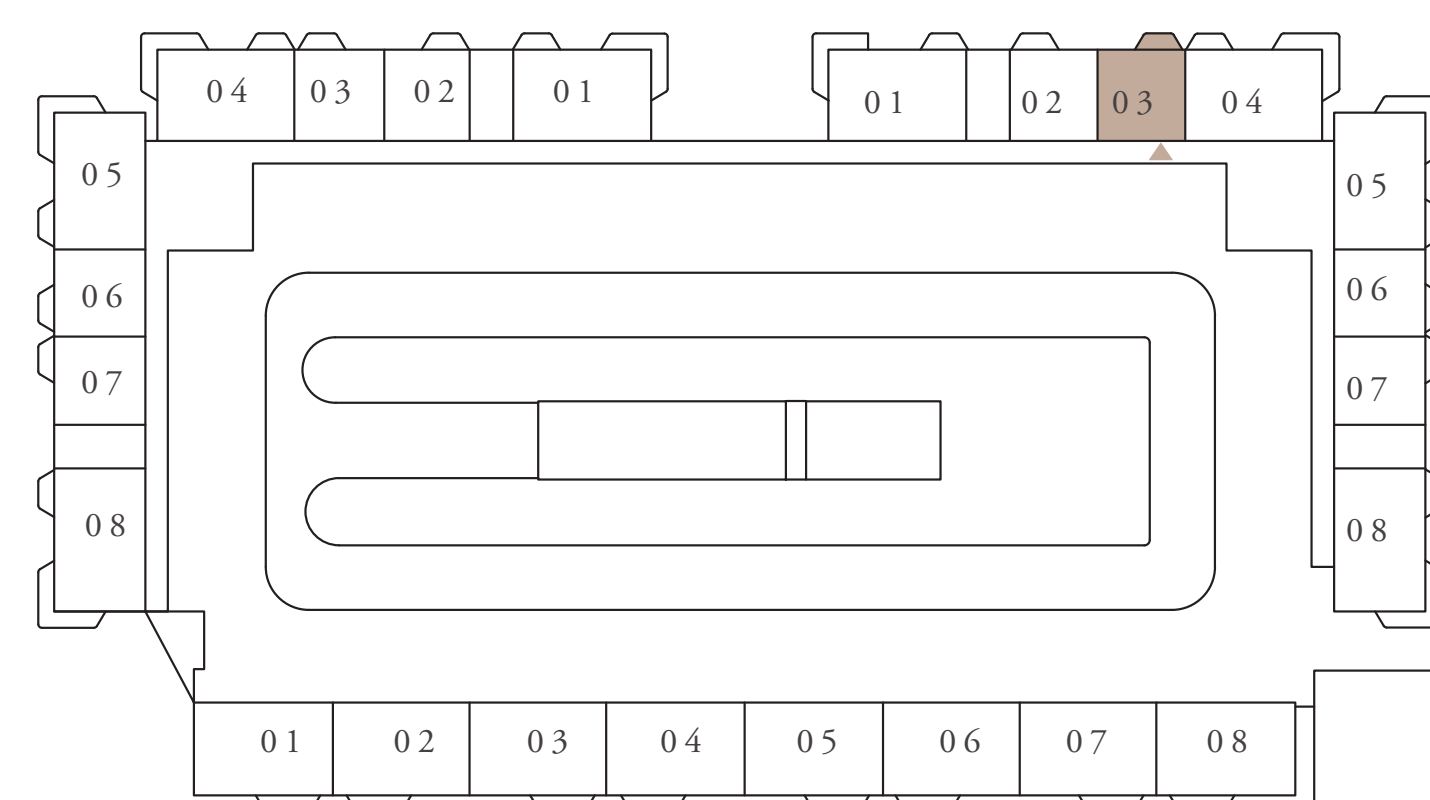
### KEY SECTION



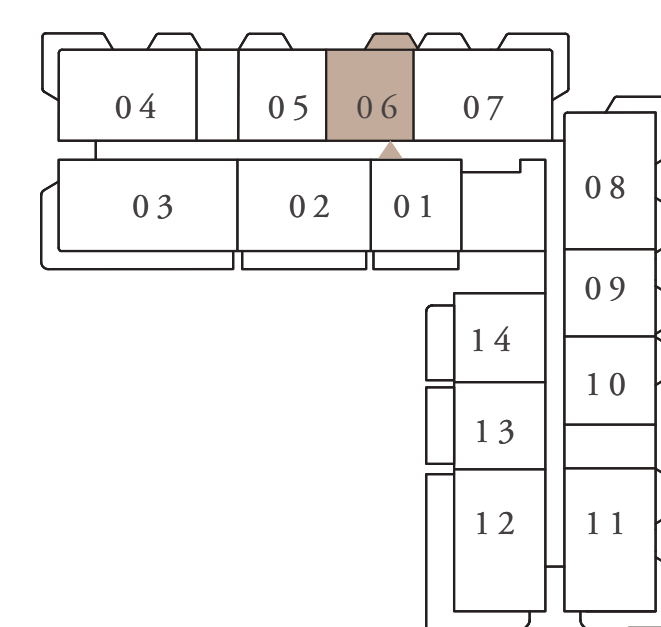
### LAYOUT



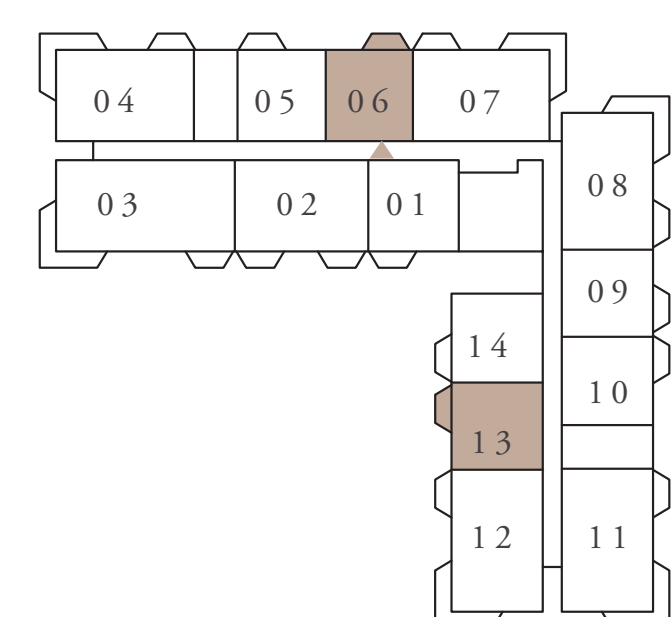
### KEY PLAN



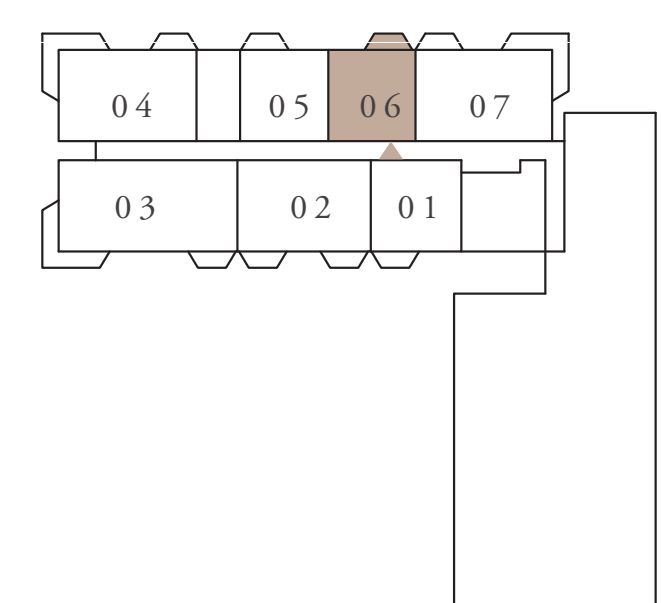
PODIUM FLOOR LEVEL



FIRST FLOOR LEVEL



LEVEL 2ND TO 5TH



LEVEL 6TH & 7TH



FLOOR PLAN 1. All dimensions are in imperial and metric, and measured from finish to finish excluding construction tolerances. 2. All materials, dimensions, and drawings are approximate only. 3. Information is subject to change without notice, at developer's absolute discretion. 4. Actual area may vary from the stated area. 5. Drawings not to scale. 6. All images used are for illustrative purposes only and do not represent the actual size, features, specifications, fittings, and furnishings. 7. The developer reserves the right to make revisions / alterations, at it's absolute discretion, without any liability whatsoever.




# SERA 2

RASHID YACHTS & MARINA

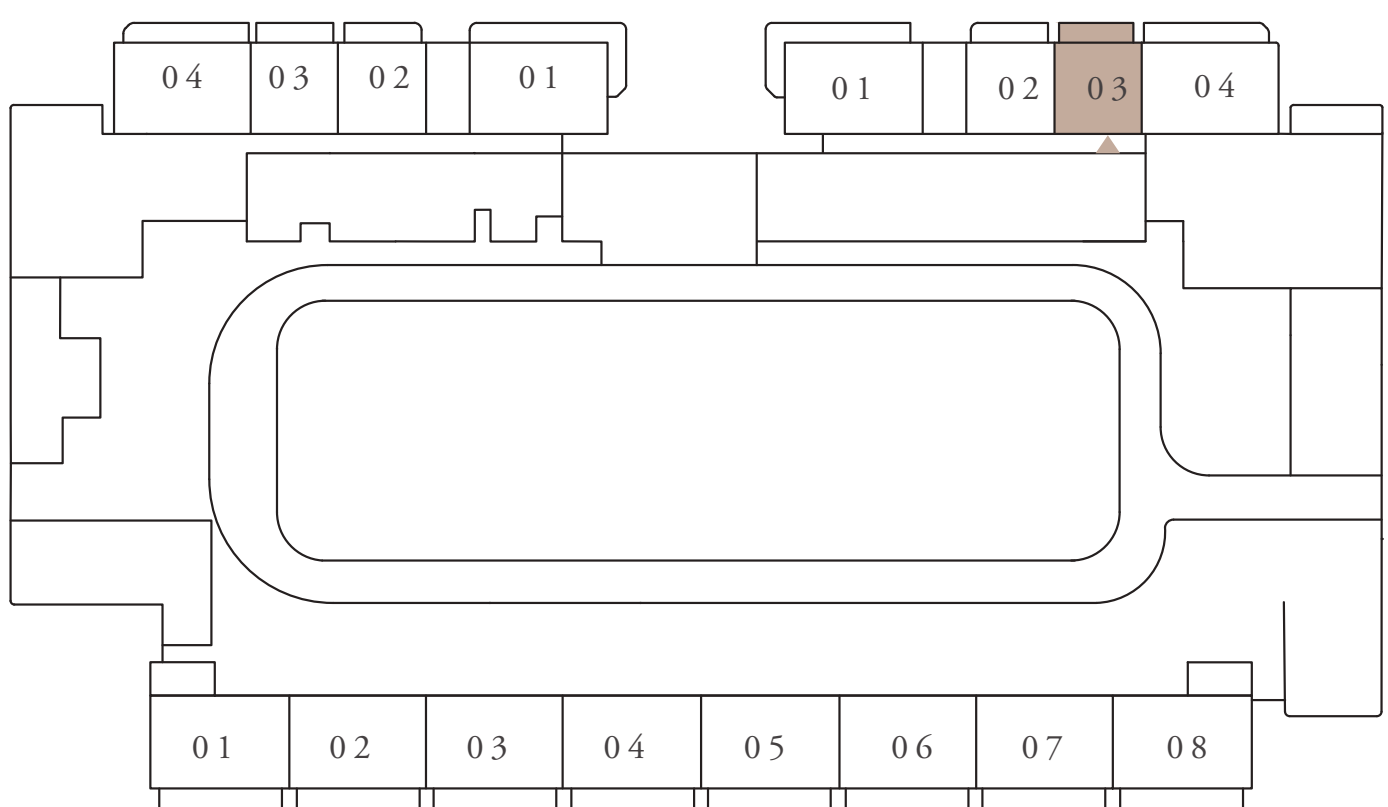
## BUILDING B 1 BEDROOM TYPE B2.1

UNITS		G03
SUITE AREA	64.35 SQ.M.	692.66 SQ.FT.
BALCONY AREA	13.21 SQ.M.	142.19 SQ.FT.
TOTAL AREA	77.56 SQ.M.	834.85 SQ.FT.

### KEY SECTION


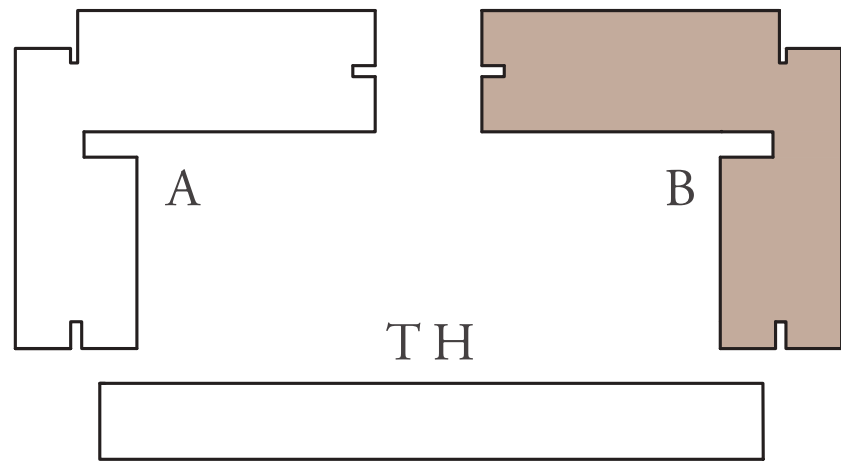


### KEY PLAN



GROUND FLOOR LEVEL

### LAYOUT



FLOOR PLAN 1. All dimensions are in imperial and metric, and measured from finish to finish excluding construction tolerances. 2. All materials, dimensions, and drawings are approximate only. 3. Information is subject to change without notice, at developer's absolute discretion. 4. Actual area may vary from the stated area. 5. Drawings not to scale. 6. All images used are for illustrative purposes only and do not represent the actual size, features, specifications, fittings, and furnishings. 7. The developer reserves the right to make revisions / alterations, at it's absolute discretion, without any liability whatsoever.




# SERA 2

RASHID YACHTS & MARINA

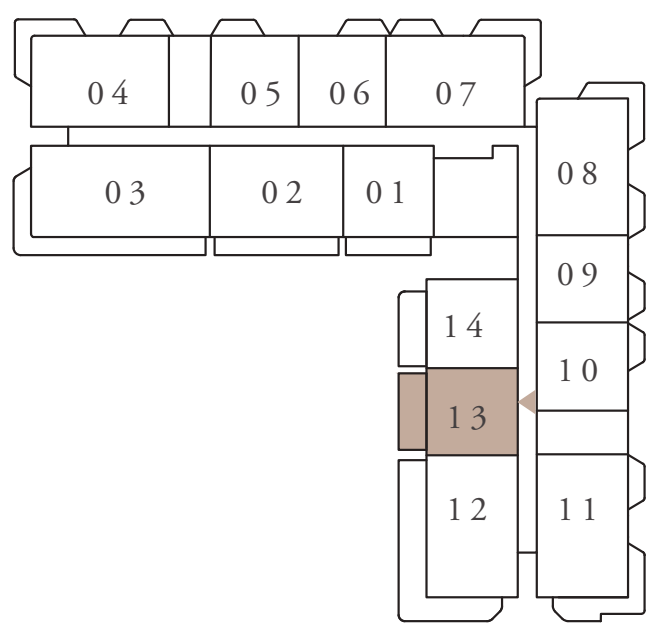
## BUILDING B 1 BEDROOM TYPE B2.2

UNITS	113	
SUITE AREA	64.48 SQ.M.	694.06 SQ.FT.
BALCONY AREA	19.42 SQ.M.	209.04 SQ.FT.
TOTAL AREA	83.90 SQ.M.	903.10 SQ.FT.

### KEY SECTION

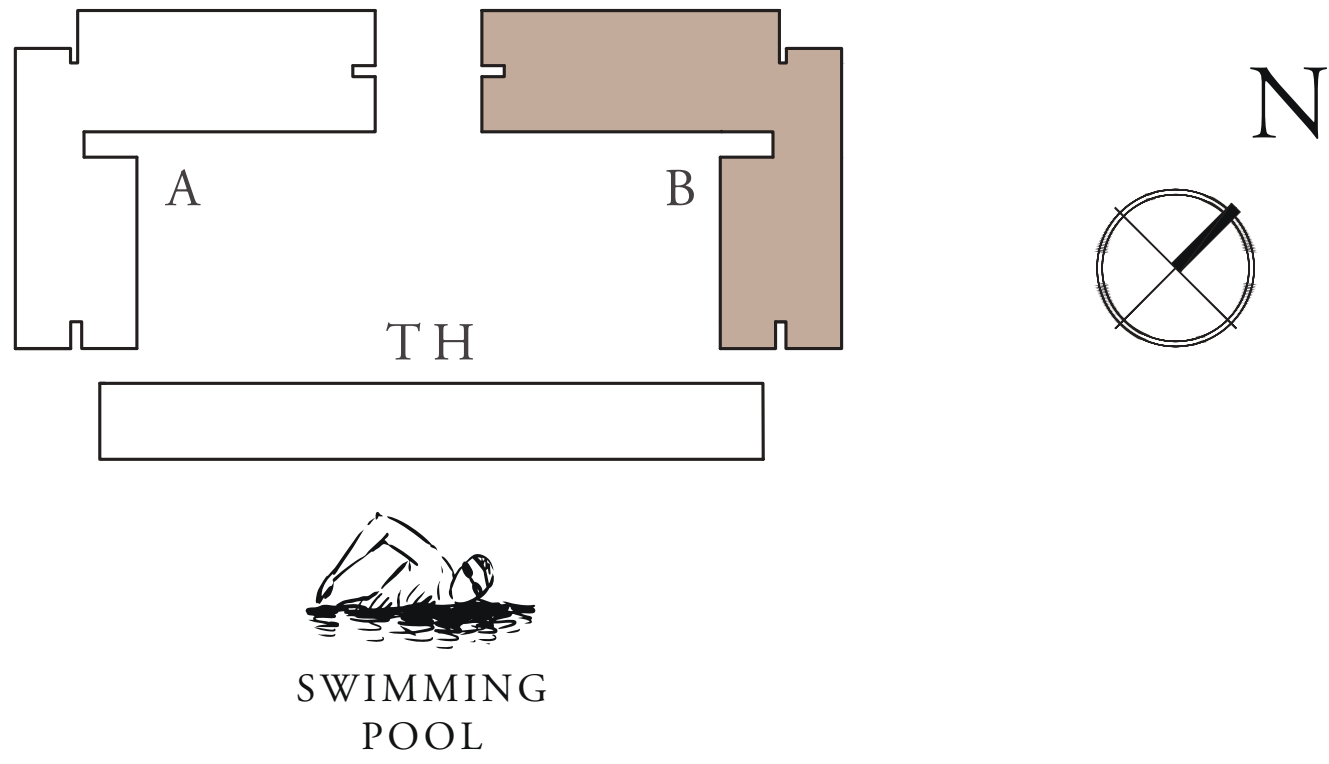


### KEY PLAN



FIRST FLOOR LEVEL

### LAYOUT



FLOOR PLAN 1. All dimensions are in imperial and metric, and measured from finish to finish excluding construction tolerances. 2. All materials, dimensions, and drawings are approximate only. 3. Information is subject to change without notice, at developer's absolute discretion. 4. Actual area may vary from the stated area. 5. Drawings not to scale. 6. All images used are for illustrative purposes only and do not represent the actual size, features, specifications, fittings, and furnishings. 7. The developer reserves the right to make revisions / alterations, at it's absolute discretion, without any liability whatsoever.



# SERA 2


RASHID YACHTS & MARINA

## BUILDING B 1 BEDROOM TYPE C2

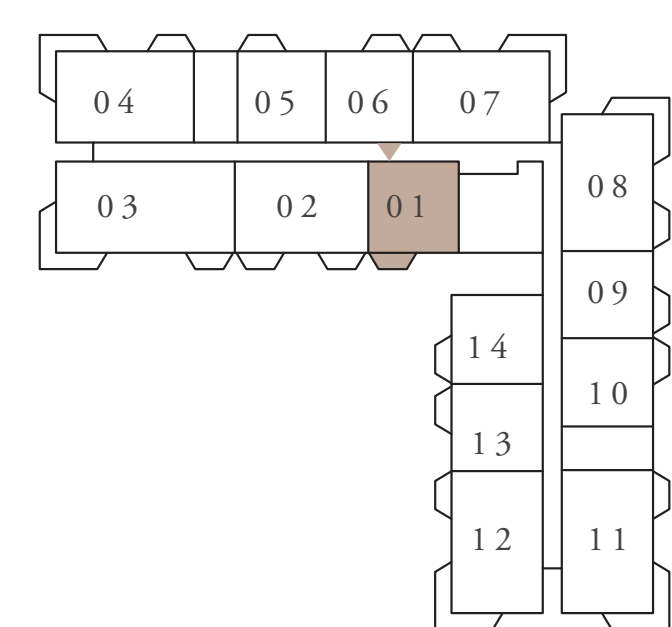
UNITS 201, 301, 401, 501, 601, 701

SUITE AREA	65.90 SQ.M.	709.34 SQ.FT.
BALCONY AREA	5.93 SQ.M.	63.83 SQ.FT.
TOTAL AREA	71.83 SQ.M.	773.17 SQ.FT.

### KEY SECTION

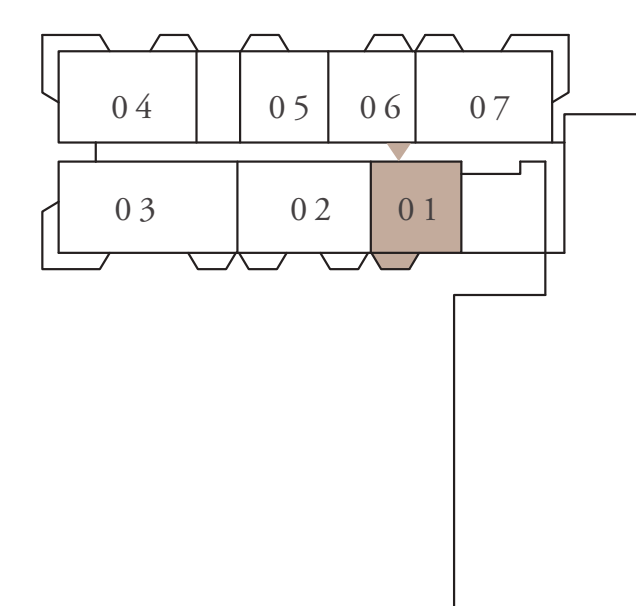
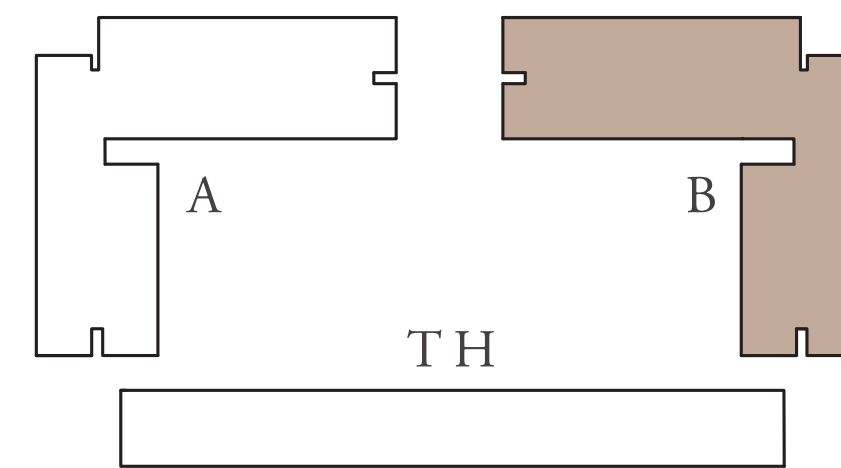


### KEY PLAN



LEVEL 2ND TO 5TH

### LAYOUT



LEVEL 6TH & 7TH



FLOOR PLAN 1. All dimensions are in imperial and metric, and measured from finish to finish excluding construction tolerances. 2. All materials, dimensions, and drawings are approximate only. 3. Information is subject to change without notice, at developer's absolute discretion. 4. Actual area may vary from the stated area. 5. Drawings not to scale. 6. All images used are for illustrative purposes only and do not represent the actual size, features, specifications, fittings, and furnishings. 7. The developer reserves the right to make revisions / alterations, at it's absolute discretion, without any liability whatsoever.




# SERA 2

RASHID YACHTS & MARINA

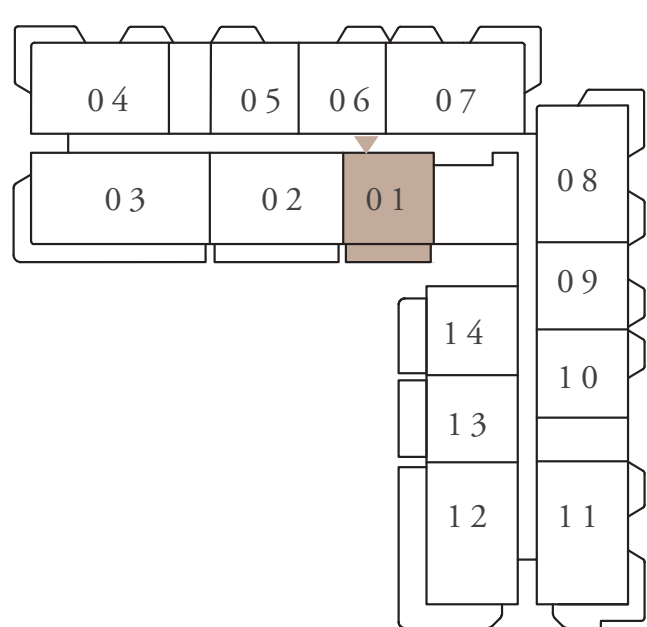
## BUILDING B 1 BEDROOM TYPE C2.1

UNITS	101	
SUITE AREA	65.54 SQ.M.	705.47 SQ.FT.
BALCONY AREA	14.13 SQ.M.	152.09 SQ.FT.
TOTAL AREA	79.67 SQ.M.	857.56 SQ.FT.

### KEY SECTION

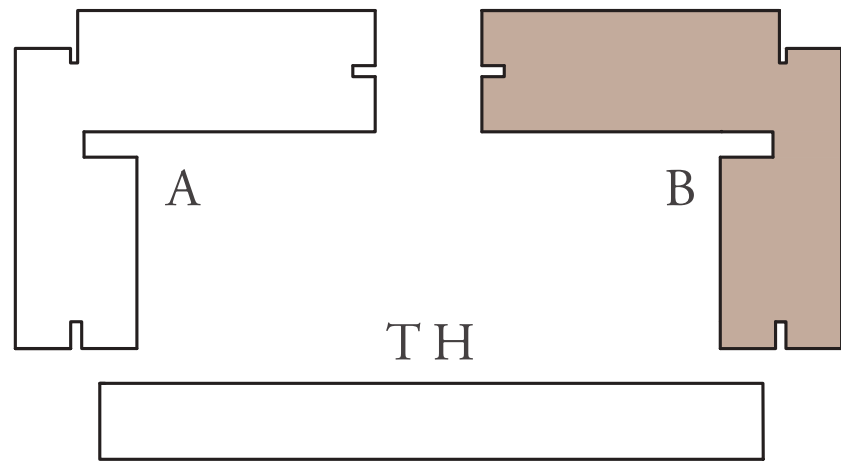


### KEY PLAN



FIRST FLOOR LEVEL

### LAYOUT



FLOOR PLAN 1. All dimensions are in imperial and metric, and measured from finish to finish excluding construction tolerances. 2. All materials, dimensions, and drawings are approximate only. 3. Information is subject to change without notice, at developer's absolute discretion. 4. Actual area may vary from the stated area. 5. Drawings not to scale. 6. All images used are for illustrative purposes only and do not represent the actual size, features, specifications, fittings, and furnishings. 7. The developer reserves the right to make revisions / alterations, at it's absolute discretion, without any liability whatsoever.



# SERA 2

RASHID YACHTS & MARINA

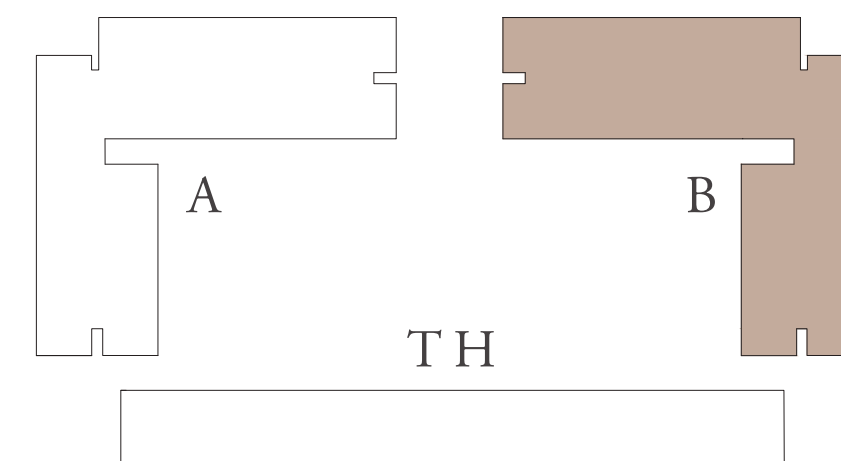
## BUILDING B 1 BEDROOM TYPE D2

UNITS	P02, 105, 205, 305, 405, 505, 605, 705	
SUITE AREA	65.30 SQ.M.	702.88 SQ.FT.
BALCONY AREA	7.00 SQ.M.	75.35 SQ.FT.
TOTAL AREA	72.30 SQ.M.	778.23 SQ.FT.

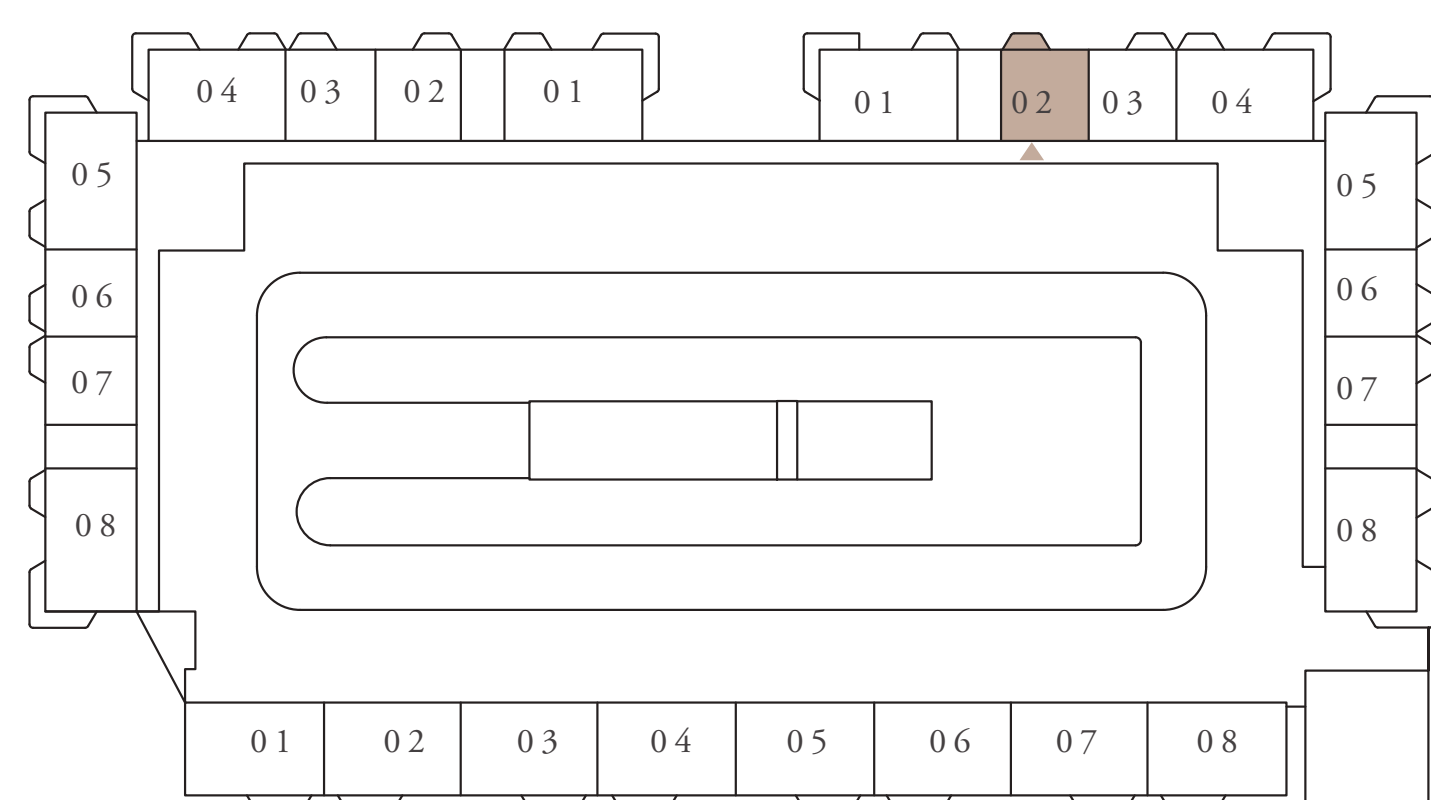
### KEY SECTION



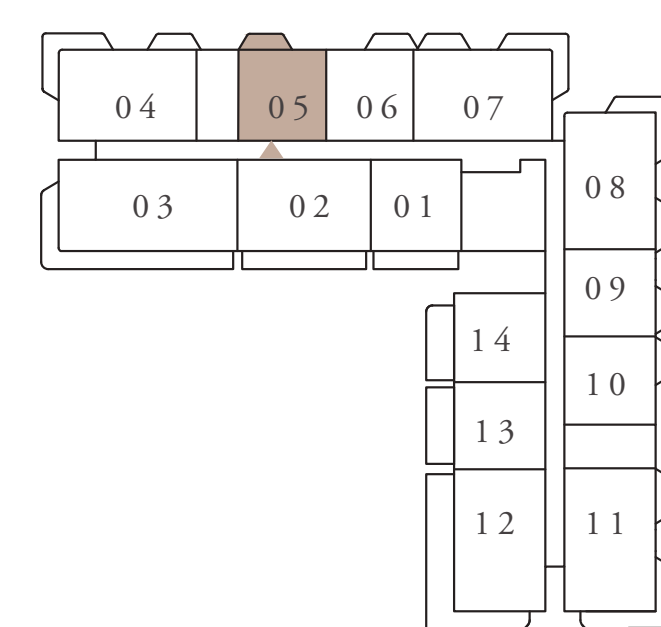
### LAYOUT



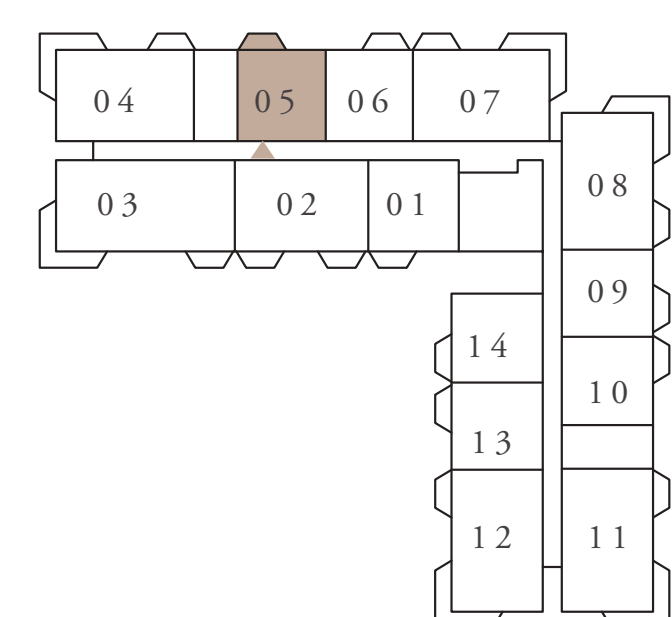
### KEY PLAN



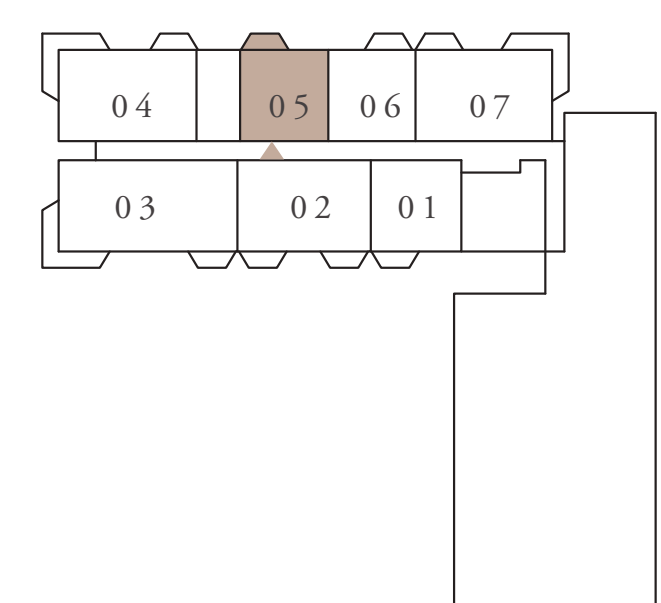
PODIUM FLOOR LEVEL



FIRST FLOOR LEVEL



LEVEL 2ND TO 5TH



LEVEL 6TH & 7TH



FLOOR PLAN 1. All dimensions are in imperial and metric, and measured from finish to finish excluding construction tolerances. 2. All materials, dimensions, and drawings are approximate only. 3. Information is subject to change without notice, at developer's absolute discretion. 4. Actual area may vary from the stated area. 5. Drawings not to scale. 6. All images used are for illustrative purposes only and do not represent the actual size, features, specifications, fittings, and furnishings. 7. The developer reserves the right to make revisions / alterations, at it's absolute discretion, without any liability whatsoever.




# SERA 2

RASHID YACHTS & MARINA

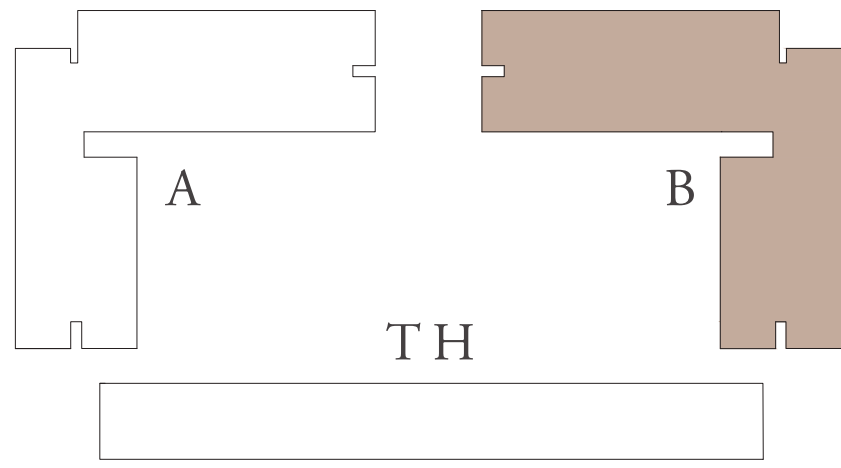
## BUILDING B 1 BEDROOM TYPE D2.1

UNITS		G 02
SUITE AREA	65.22 SQ.M.	702.02 SQ.FT.
BALCONY AREA	13.24 SQ.M.	142.51 SQ.FT.
TOTAL AREA	78.46 SQ.M.	844.54 SQ.FT.

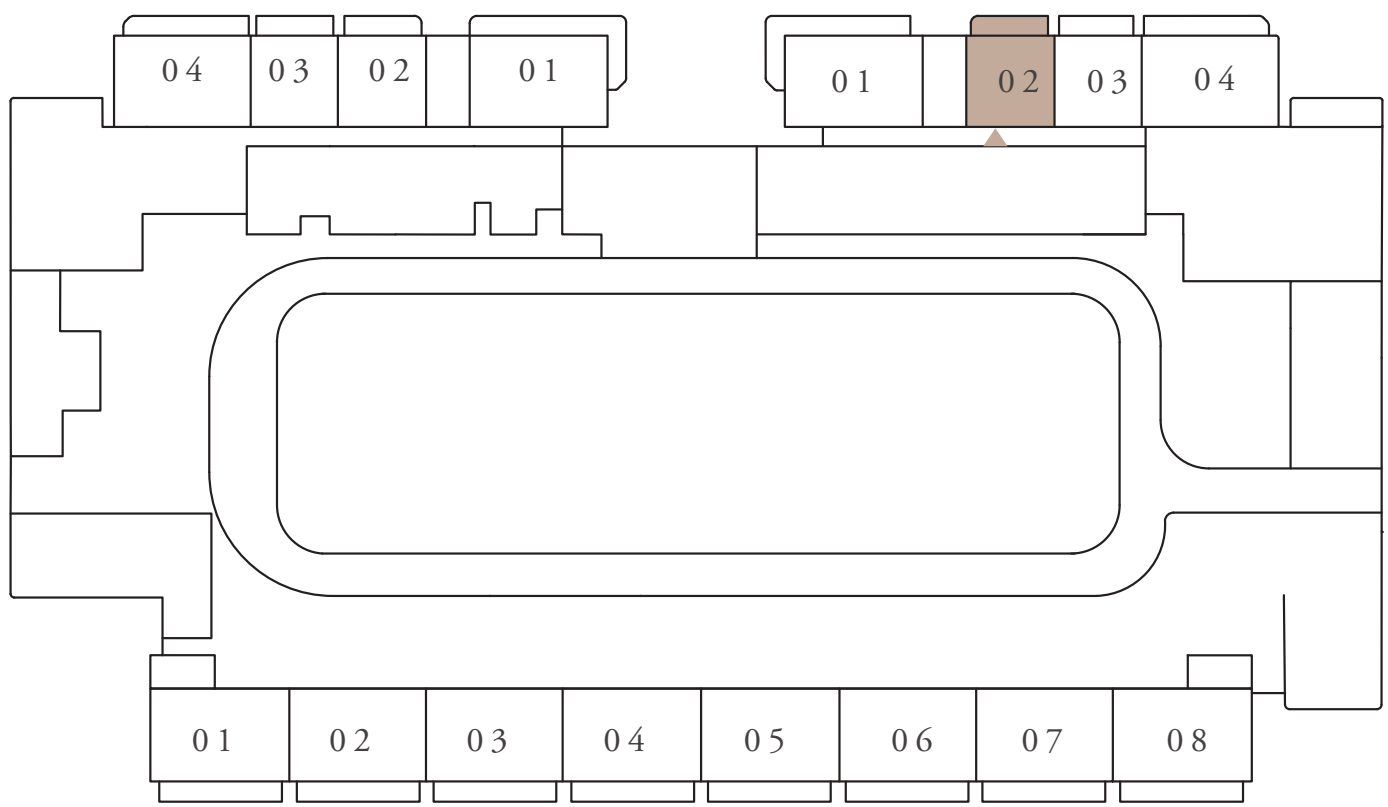
### KEY SECTION



### LAYOUT



### KEY PLAN



GROUND FLOOR LEVEL



FLOOR PLAN 1. All dimensions are in imperial and metric, and measured from finish to finish excluding construction tolerances. 2. All materials, dimensions, and drawings are approximate only. 3. Information is subject to change without notice, at developer's absolute discretion. 4. Actual area may vary from the stated area. 5. Drawings not to scale. 6. All images used are for illustrative purposes only and do not represent the actual size, features, specifications, fittings, and furnishings. 7. The developer reserves the right to make revisions / alterations, at it's absolute discretion, without any liability whatsoever.



# SERA 2


RASHID YACHTS & MARINA

## BUILDING B 2 BEDROOM TYPE A1

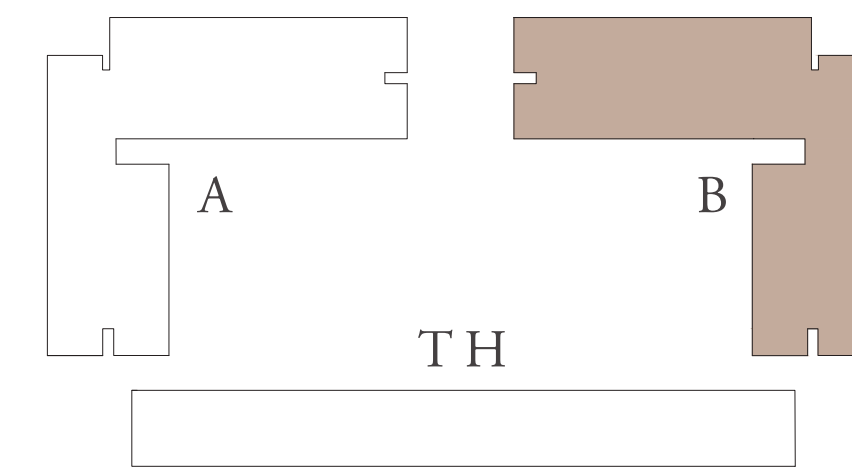
UNITS P05, 108, 208, 308, 408, 508

SUITE AREA	99.59 SQ.M.	1071.98 SQ.FT.
BALCONY AREA	23.76 SQ.M.	255.75 SQ.FT.
TOTAL AREA	123.35 SQ.M.	1327.73 SQ.FT.

### KEY SECTION

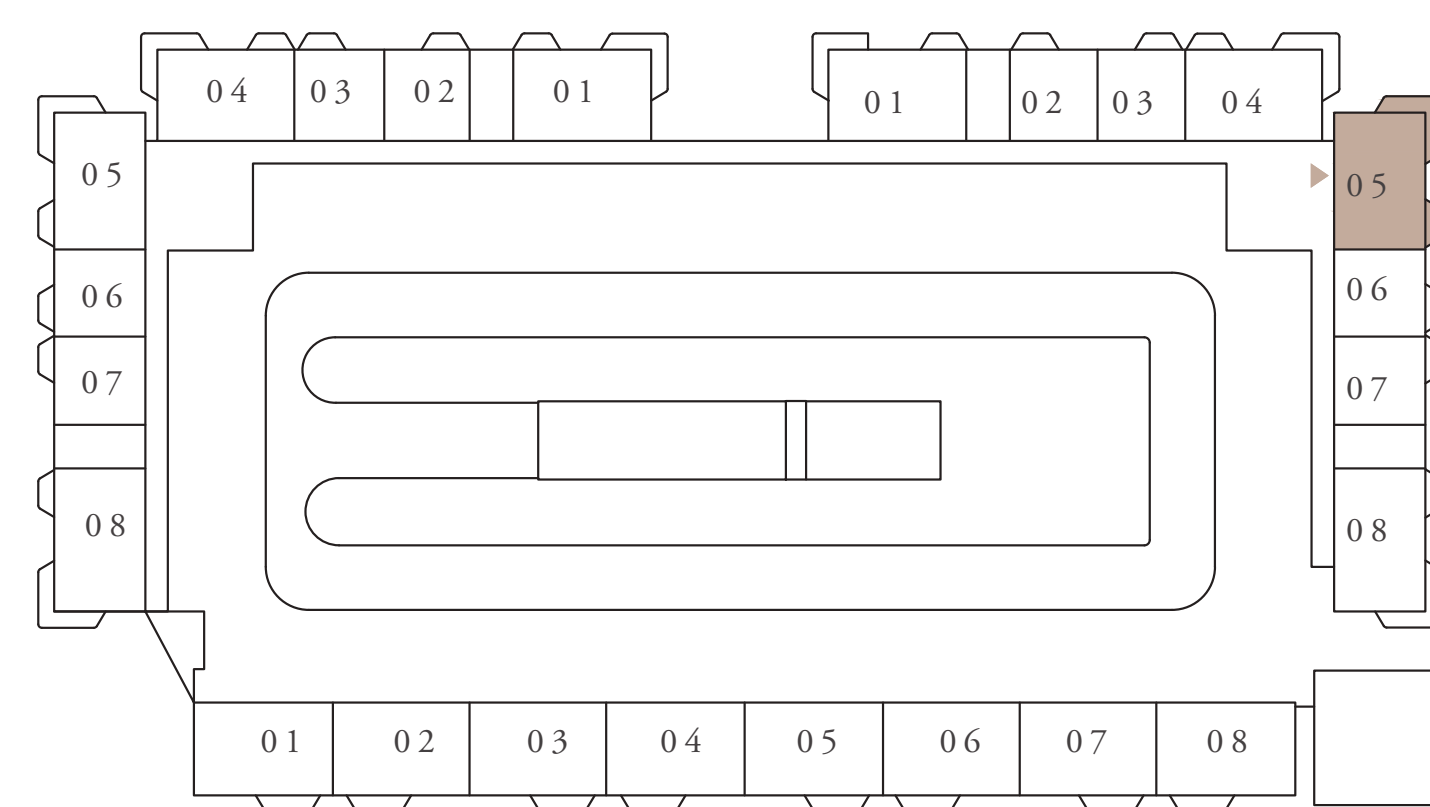


### LAYOUT

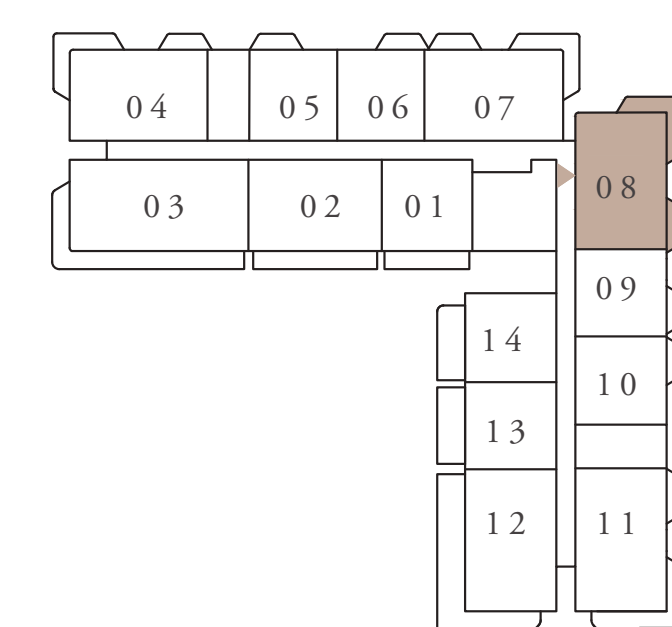


SWIMMING  
POOL

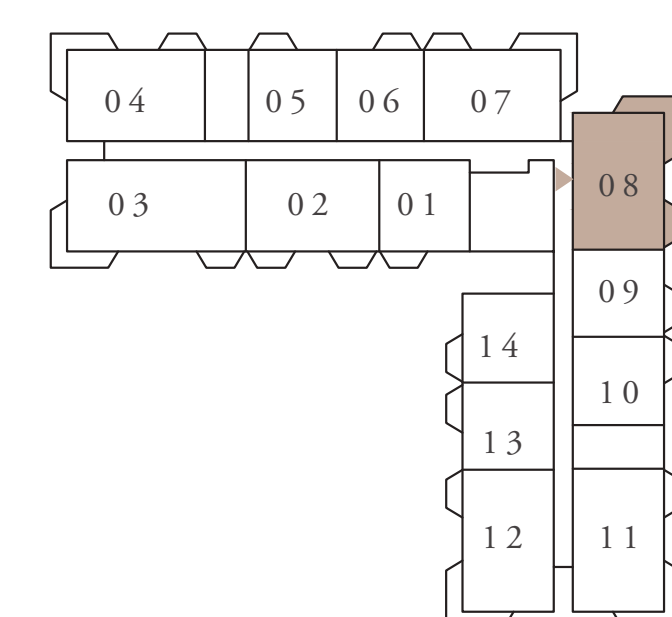
### KEY PLAN



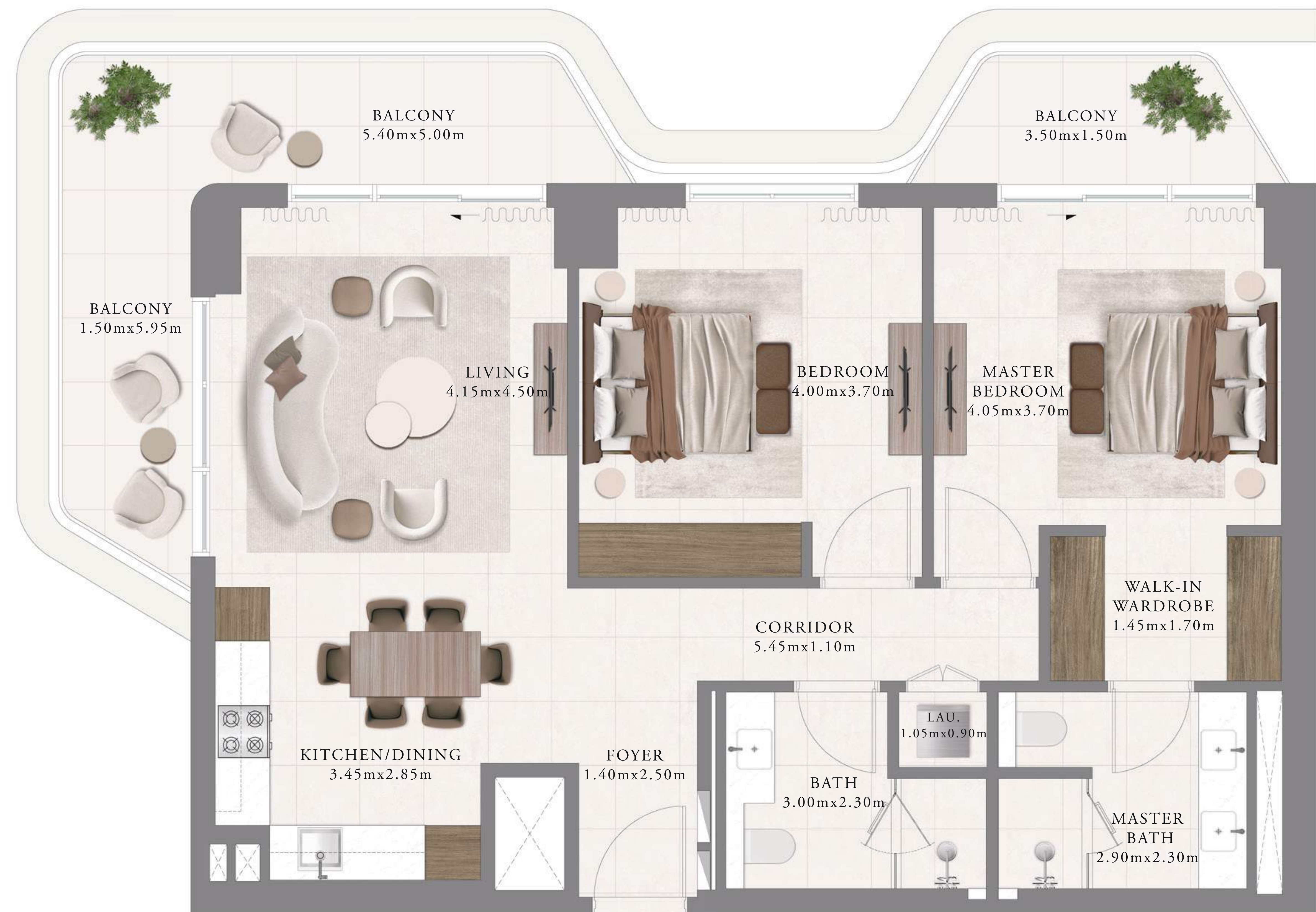
PODIUM FLOOR LEVEL



FIRST FLOOR LEVEL



LEVEL 2ND TO 5TH



FLOOR PLAN 1. All dimensions are in imperial and metric, and measured from finish to finish excluding construction tolerances. 2. All materials, dimensions, and drawings are approximate only. 3. Information is subject to change without notice, at developer's absolute discretion. 4. Actual area may vary from the stated area. 5. Drawings not to scale. 6. All images used are for illustrative purposes only and do not represent the actual size, features, specifications, fittings, and furnishings. 7. The developer reserves the right to make revisions / alterations, at it's absolute discretion, without any liability whatsoever.



# SERA 2


RASHID YACHTS & MARINA

## BUILDING B 2 BEDROOM TYPE A2

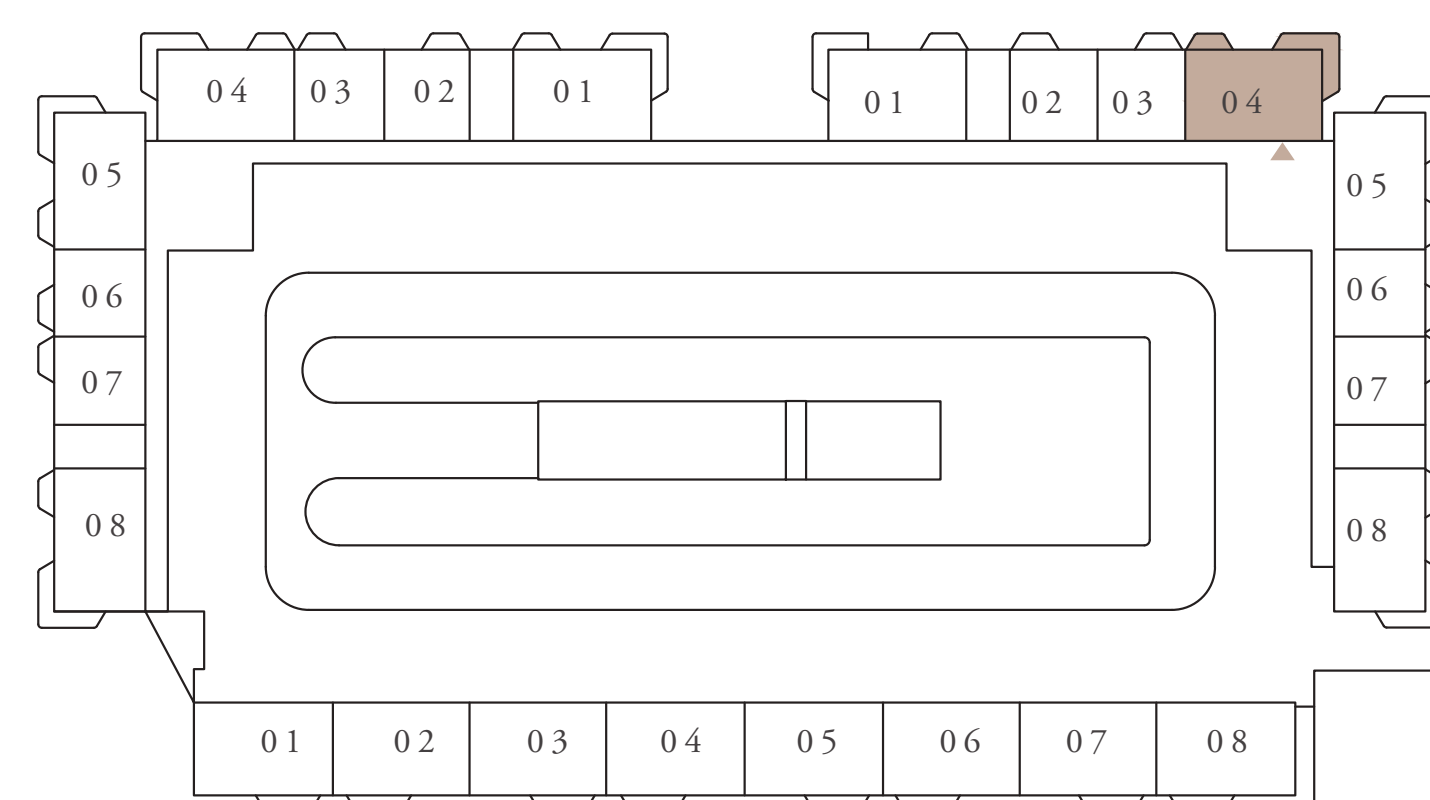
UNITS P04, 107, 207, 307, 407, 507, 607, 707

SUITE AREA	99.55 SQ.M.	1071.55 SQ.FT.
BALCONY AREA	23.08 SQ.M.	248.43 SQ.FT.
TOTAL AREA	122.63 SQ.M.	1319.98 SQ.FT.

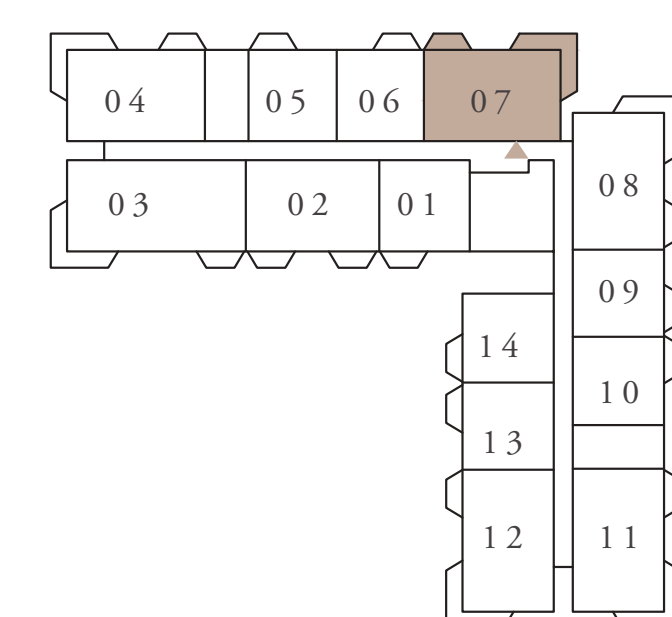
### KEY SECTION



### KEY PLAN

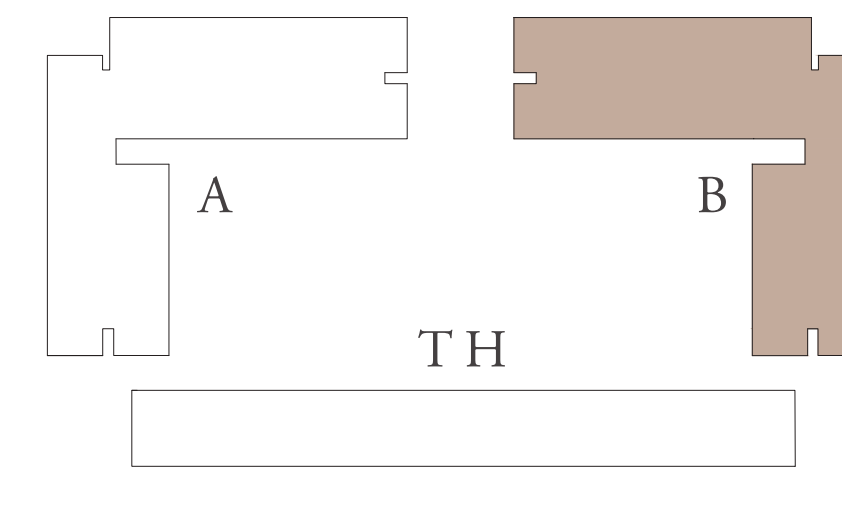


PODIUM FLOOR LEVEL

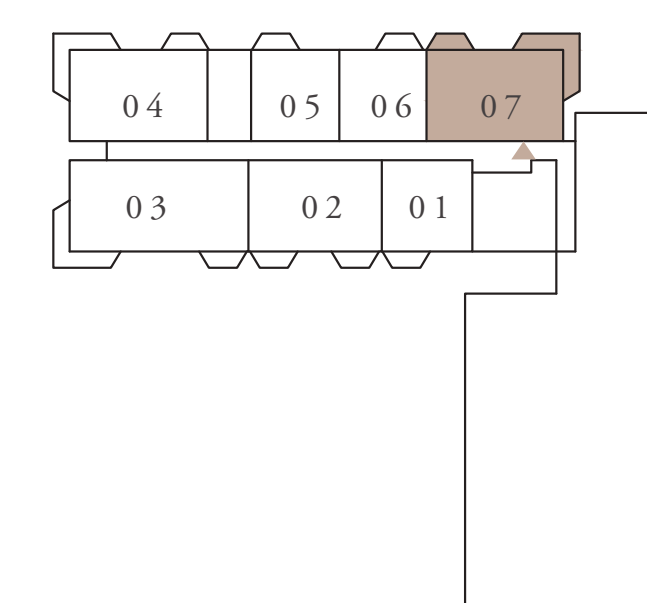


LEVEL 2ND TO 5TH

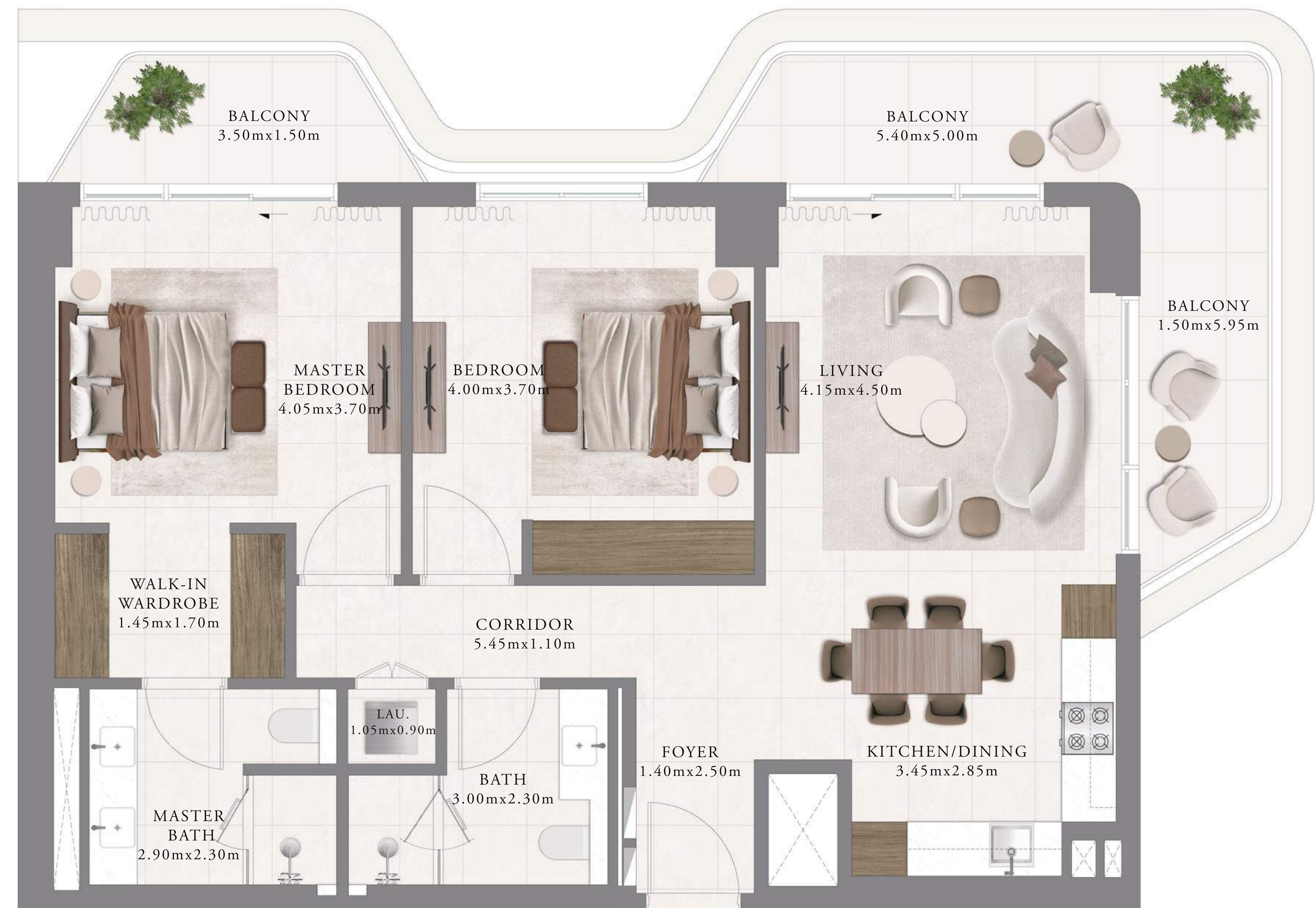
### LAYOUT



FIRST FLOOR LEVEL



LEVEL 6TH & 7TH



FLOOR PLAN 1. All dimensions are in imperial and metric, and measured from finish to finish excluding construction tolerances. 2. All materials, dimensions, and drawings are approximate only. 3. Information is subject to change without notice, at developer's absolute discretion. 4. Actual area may vary from the stated area. 5. Drawings not to scale. 6. All images used are for illustrative purposes only and do not represent the actual size, features, specifications, fittings, and furnishings. 7. The developer reserves the right to make revisions / alterations, at it's absolute discretion, without any liability whatsoever.



# SERA 2

RASHID YACHTS & MARINA


## BUILDING B 2 BEDROOM TYPE A2.1

UNITS

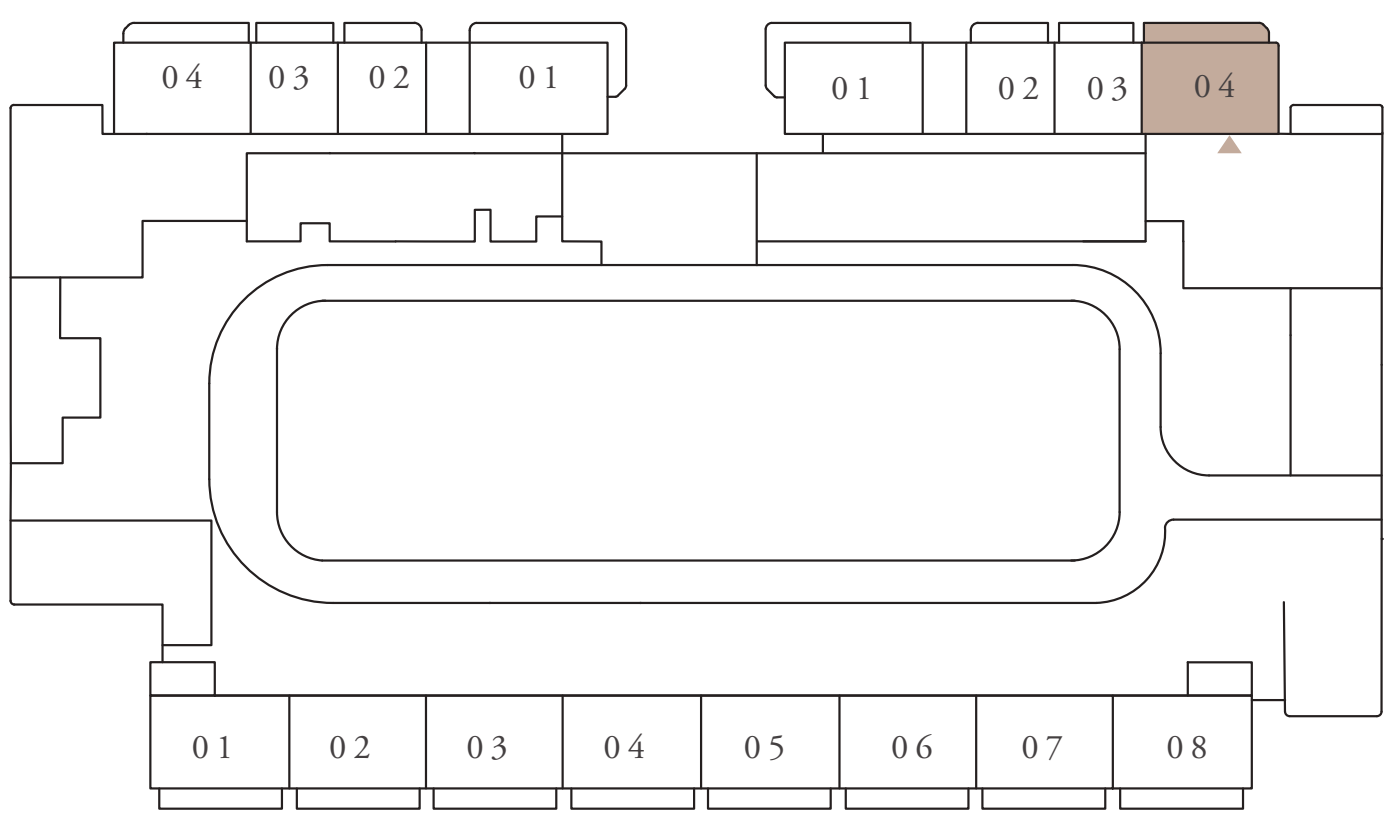
G04

SUITE AREA	99.36 SQ.M.	1069.5 SQ.FT.
BALCONY AREA	21.58 SQ.M.	232.29 SQ.FT.
TOTAL AREA	120.94 SQ.M.	1301.79 SQ.FT.

### KEY SECTION


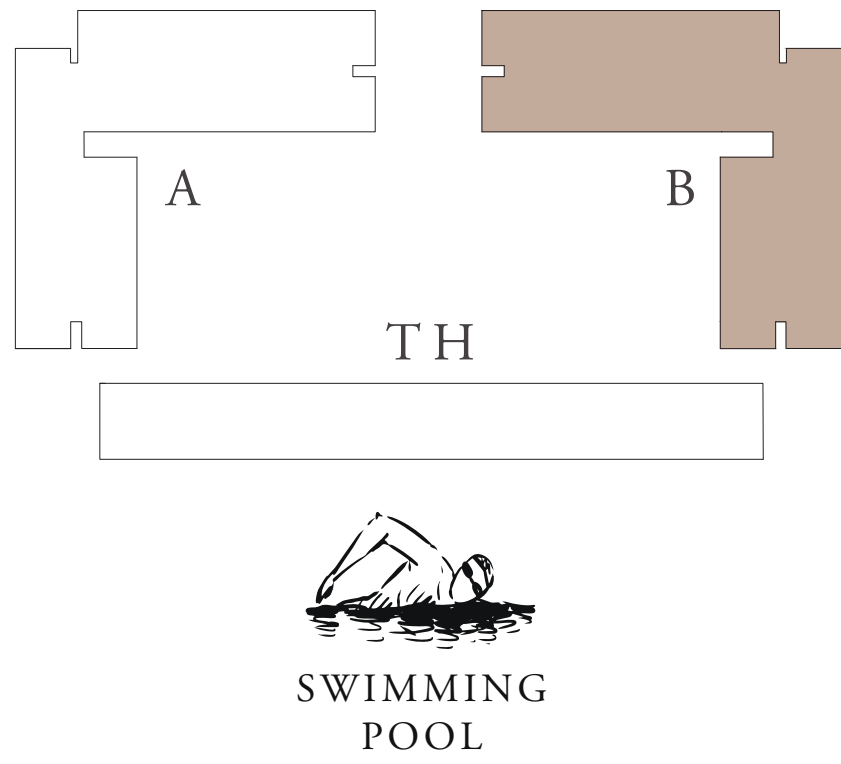


### KEY PLAN



GROUND FLOOR LEVEL

### LAYOUT



FLOOR PLAN 1. All dimensions are in imperial and metric, and measured from finish to finish excluding construction tolerances. 2. All materials, dimensions, and drawings are approximate only. 3. Information is subject to change without notice, at developer's absolute discretion. 4. Actual area may vary from the stated area. 5. Drawings not to scale. 6. All images used are for illustrative purposes only and do not represent the actual size, features, specifications, fittings, and furnishings. 7. The developer reserves the right to make revisions / alterations, at it's absolute discretion, without any liability whatsoever.




# SERA 2

RASHID YACHTS & MARINA

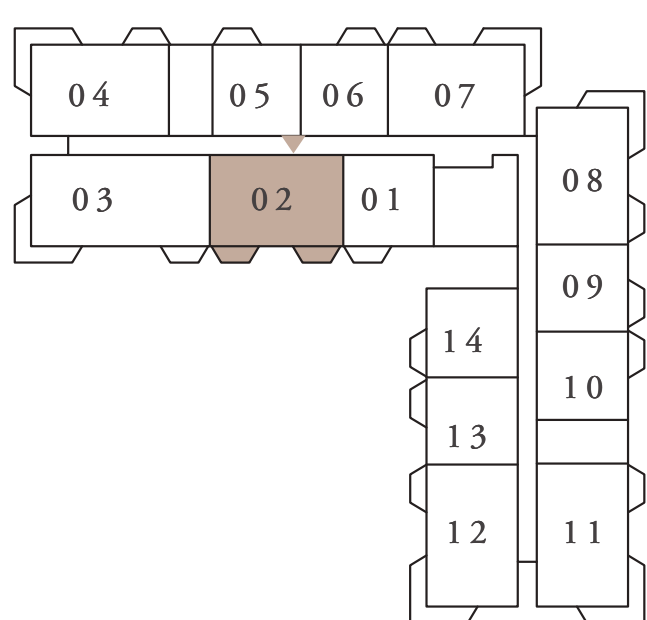
## BUILDING B 2 BEDROOM TYPE B2

UNITS	202, 302, 402, 502, 602, 702	
SUITE AREA	99.23 SQ.M.	1068.10 SQ.FT.
BALCONY AREA	11.85 SQ.M.	127.55 SQ.FT.
TOTAL AREA	111.08 SQ.M.	1195.66 SQ.FT.

### KEY SECTION

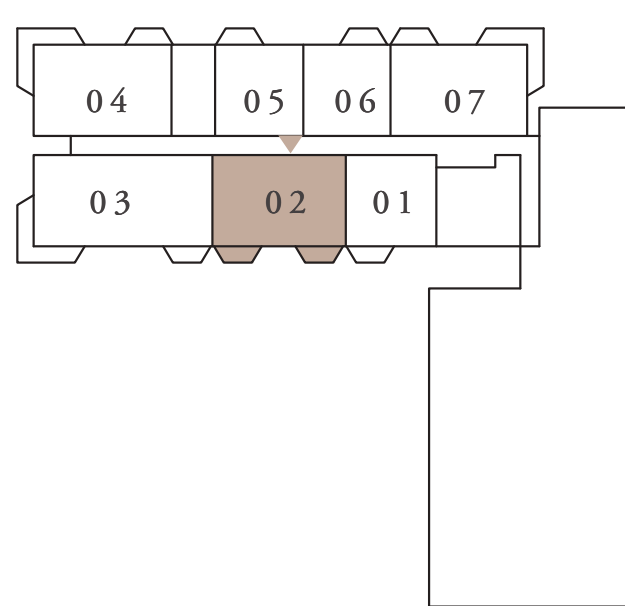
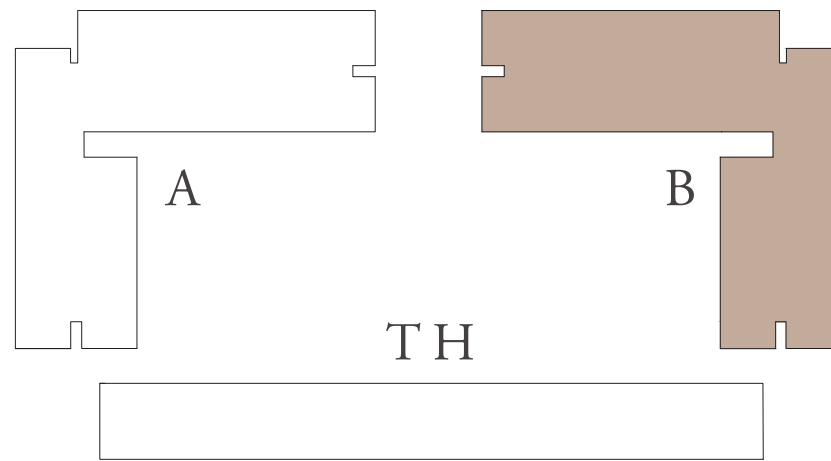


### KEY PLAN



LEVEL 2ND TO 5TH

### LAYOUT



LEVEL 6TH & 7TH



FLOOR PLAN 1. All dimensions are in imperial and metric, and measured from finish to finish excluding construction tolerances. 2. All materials, dimensions, and drawings are approximate only. 3. Information is subject to change without notice, at developer's absolute discretion. 4. Actual area may vary from the stated area. 5. Drawings not to scale. 6. All images used are for illustrative purposes only and do not represent the actual size, features, specifications, fittings, and furnishings. 7. The developer reserves the right to make revisions / alterations, at it's absolute discretion, without any liability whatsoever.



# SERA 2

RASHID YACHTS & MARINA

## BUILDING B 2 BEDROOM TYPE B2.1

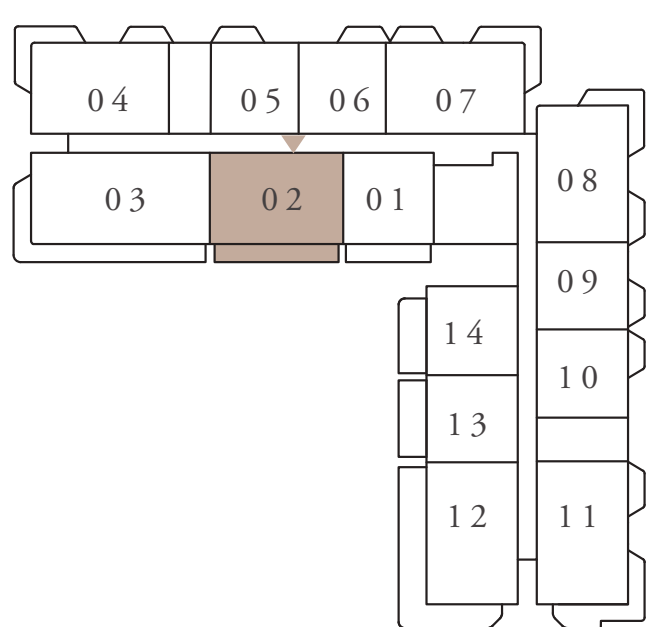
UNITS 102

SUITE AREA	99.58 SQ.M.	1071.87 SQ.FT.
BALCONY AREA	20.69 SQ.M.	222.71 SQ.FT.
TOTAL AREA	120.27 SQ.M.	1294.58 SQ.FT.

### KEY SECTION

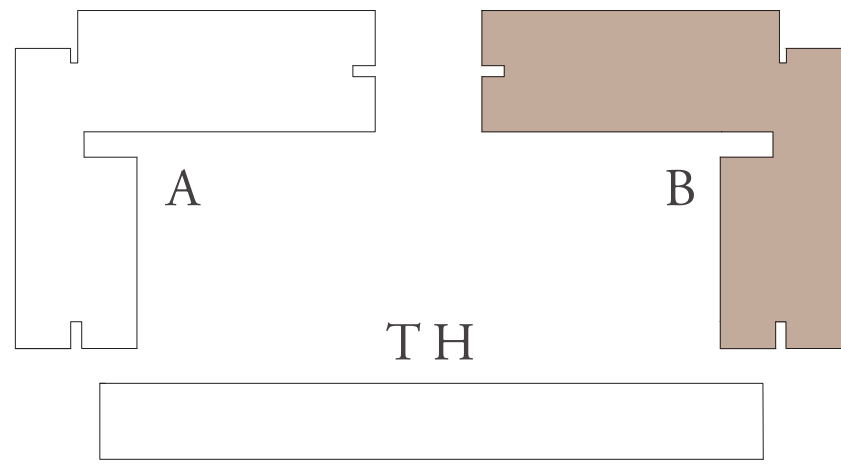
7
6
5
4
3
2
1
PODIUM FLOOR
GROUND FLOOR

### KEY PLAN



FIRST FLOOR LEVEL

### LAYOUT



FLOOR PLAN 1. All dimensions are in imperial and metric, and measured from finish to finish excluding construction tolerances. 2. All materials, dimensions, and drawings are approximate only. 3. Information is subject to change without notice, at developer's absolute discretion. 4. Actual area may vary from the stated area. 5. Drawings not to scale. 6. All images used are for illustrative purposes only and do not represent the actual size, features, specifications, fittings, and furnishings. 7. The developer reserves the right to make revisions / alterations, at it's absolute discretion, without any liability whatsoever.



# SERA 2


RASHID YACHTS & MARINA

## BUILDING B 2 BEDROOM TYPE C2

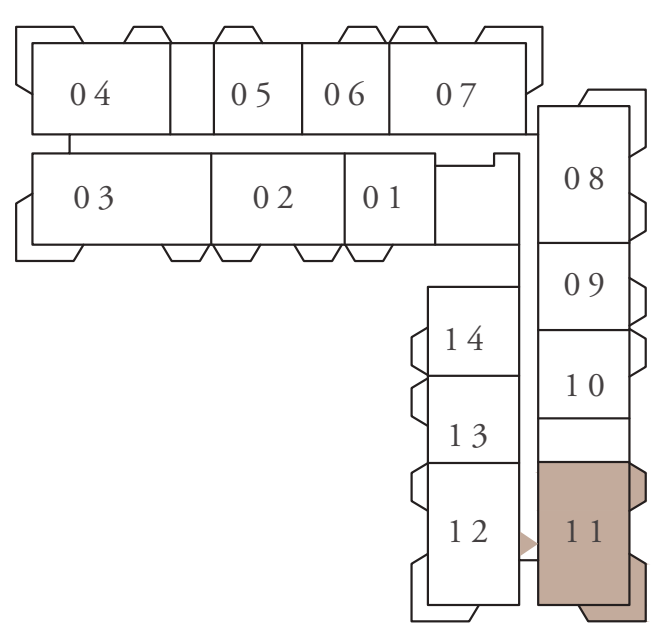
UNITS 211, 311, 411, 511

SUITE AREA	105.57 SQ.M.	1136.35 SQ.FT.
BALCONY AREA	23.94 SQ.M.	257.69 SQ.FT.
TOTAL AREA	129.51 SQ.M.	1394.03 SQ.FT.

### KEY SECTION

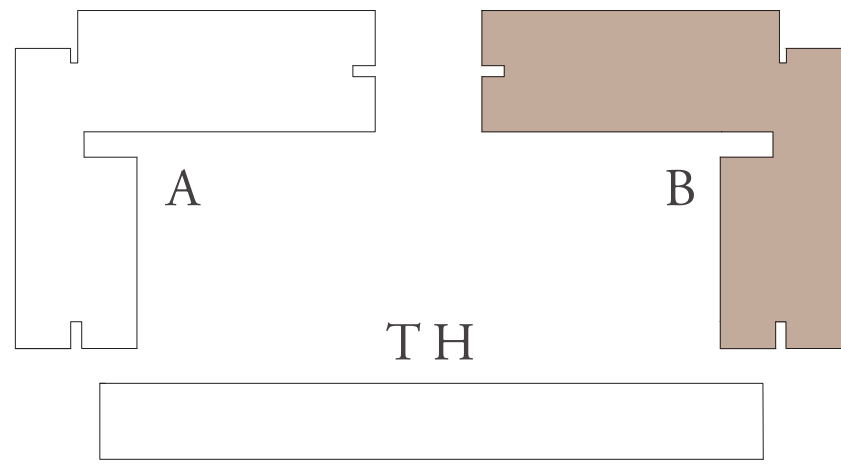


### KEY PLAN



LEVEL 2ND TO 5TH

### LAYOUT



SWIMMING POOL





# SERA 2

RASHID YACHTS & MARINA


## BUILDING B 2 BEDROOM TYPE C2.1

UNITS

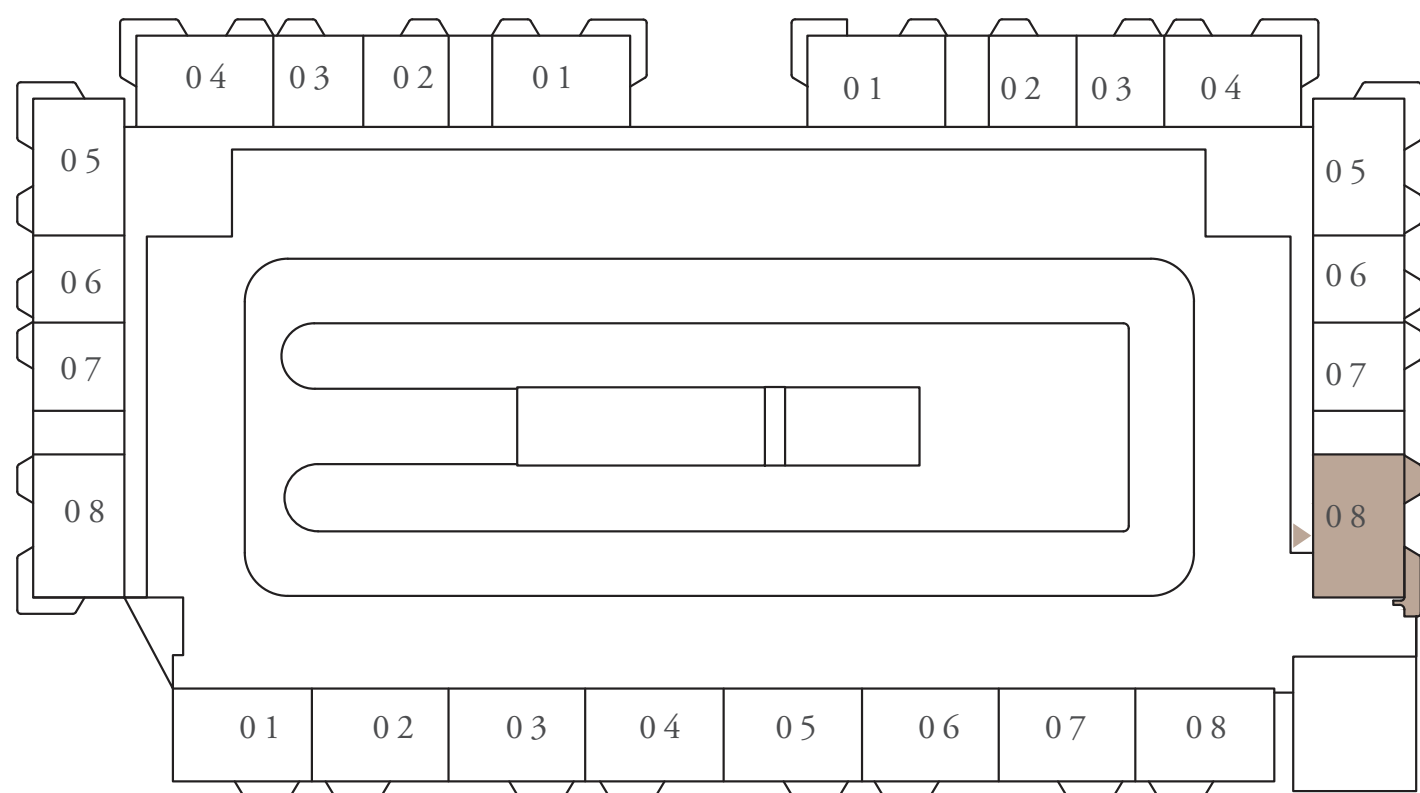
P08

SUITE AREA	105.49 SQ.M.	1135.48 SQ.FT.
BALCONY AREA	17.66 SQ.M.	190.09 SQ.FT.
TOTAL AREA	123.15 SQ.M.	1325.58 SQ.FT.

KEY SECTION


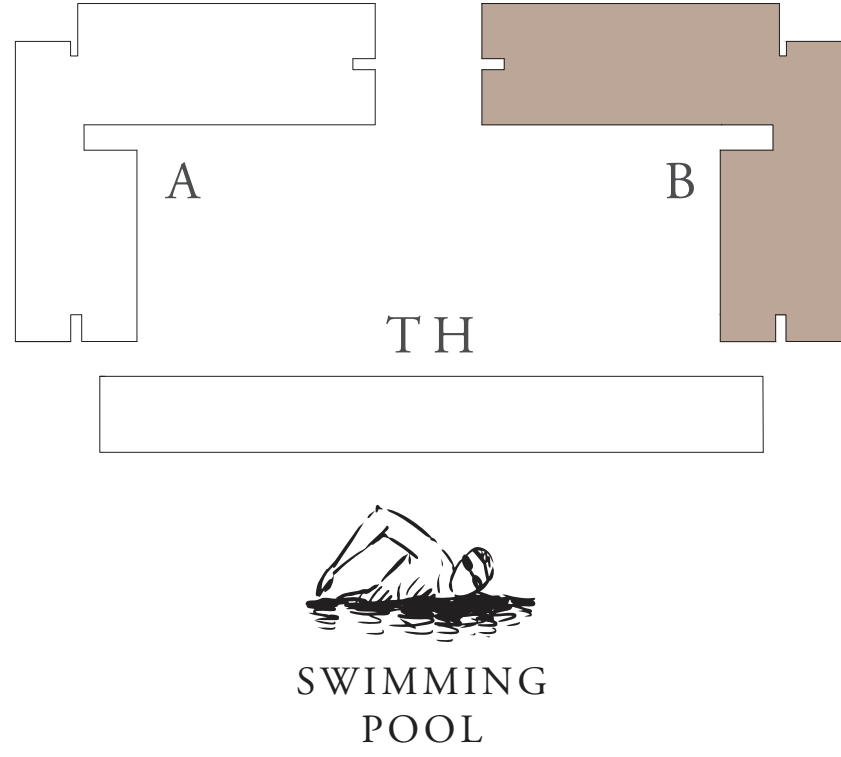


KEY PLAN



PODIUM FLOOR LEVEL

LAYOUT





# SERA 2


RASHID YACHTS & MARINA

## BUILDING B 2 BEDROOM TYPE C2.2

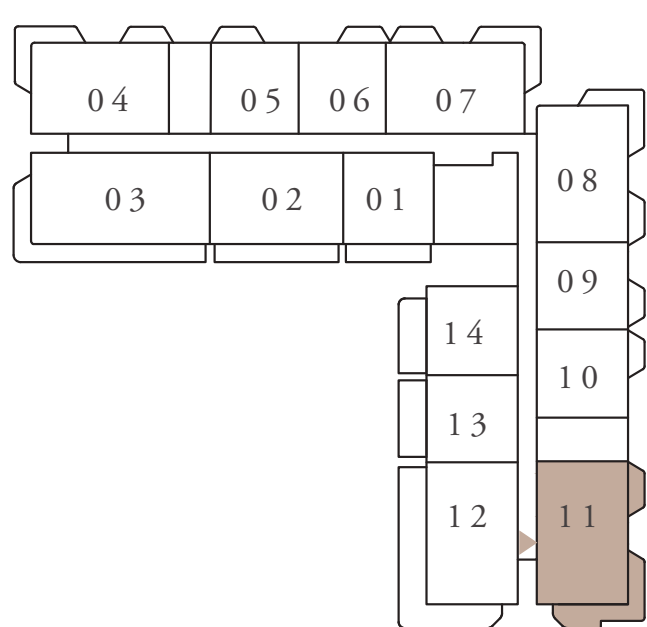
UNITS 111

SUITE AREA	105.57 SQ.M.	1136.35 SQ.FT.
BALCONY AREA	30.70 SQ.M.	330.45 SQ.FT.
TOTAL AREA	136.27 SQ.M.	1466.80 SQ.FT.

### KEY SECTION


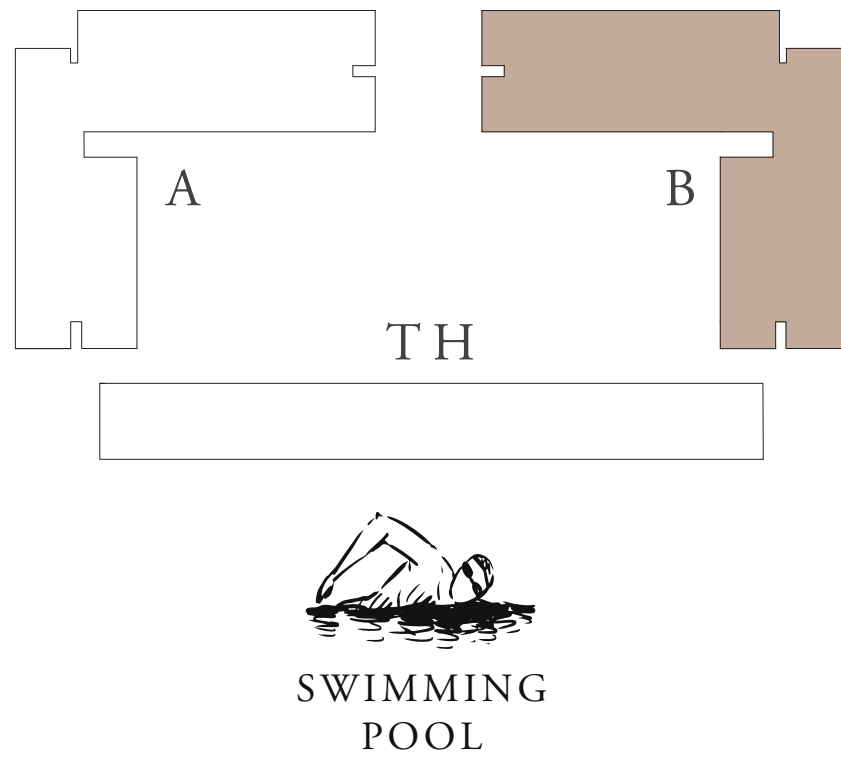


### KEY PLAN



FIRST FLOOR LEVEL

### LAYOUT



FLOOR PLAN 1. All dimensions are in imperial and metric, and measured from finish to finish excluding construction tolerances. 2. All materials, dimensions, and drawings are approximate only. 3. Information is subject to change without notice, at developer's absolute discretion. 4. Actual area may vary from the stated area. 5. Drawings not to scale. 6. All images used are for illustrative purposes only and do not represent the actual size, features, specifications, fittings, and furnishings. 7. The developer reserves the right to make revisions / alterations, at it's absolute discretion, without any liability whatsoever.



# SERA 2


RASHID YACHTS & MARINA

## BUILDING B 2 BEDROOM TYPE E2

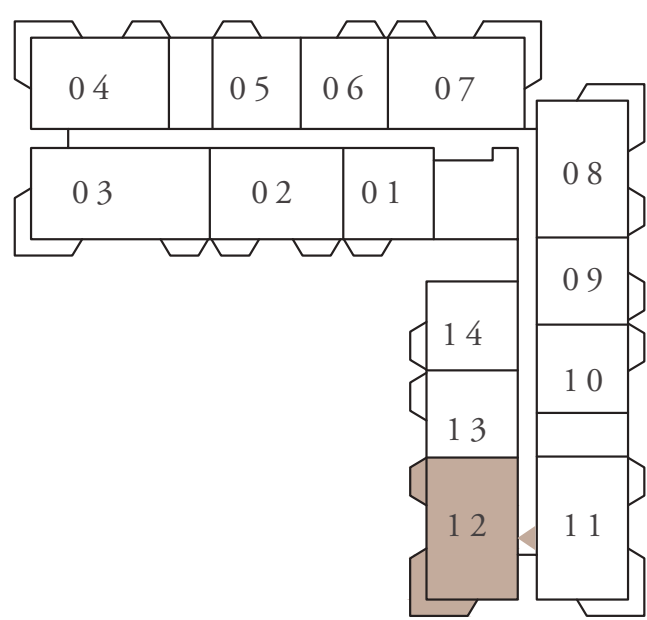
UNITS 212, 312, 412, 512

SUITE AREA	104.75 SQ.M.	1127.52 SQ.FT.
BALCONY AREA	24.36 SQ.M.	262.21 SQ.FT.
TOTAL AREA	129.11 SQ.M.	1389.73 SQ.FT.

### KEY SECTION

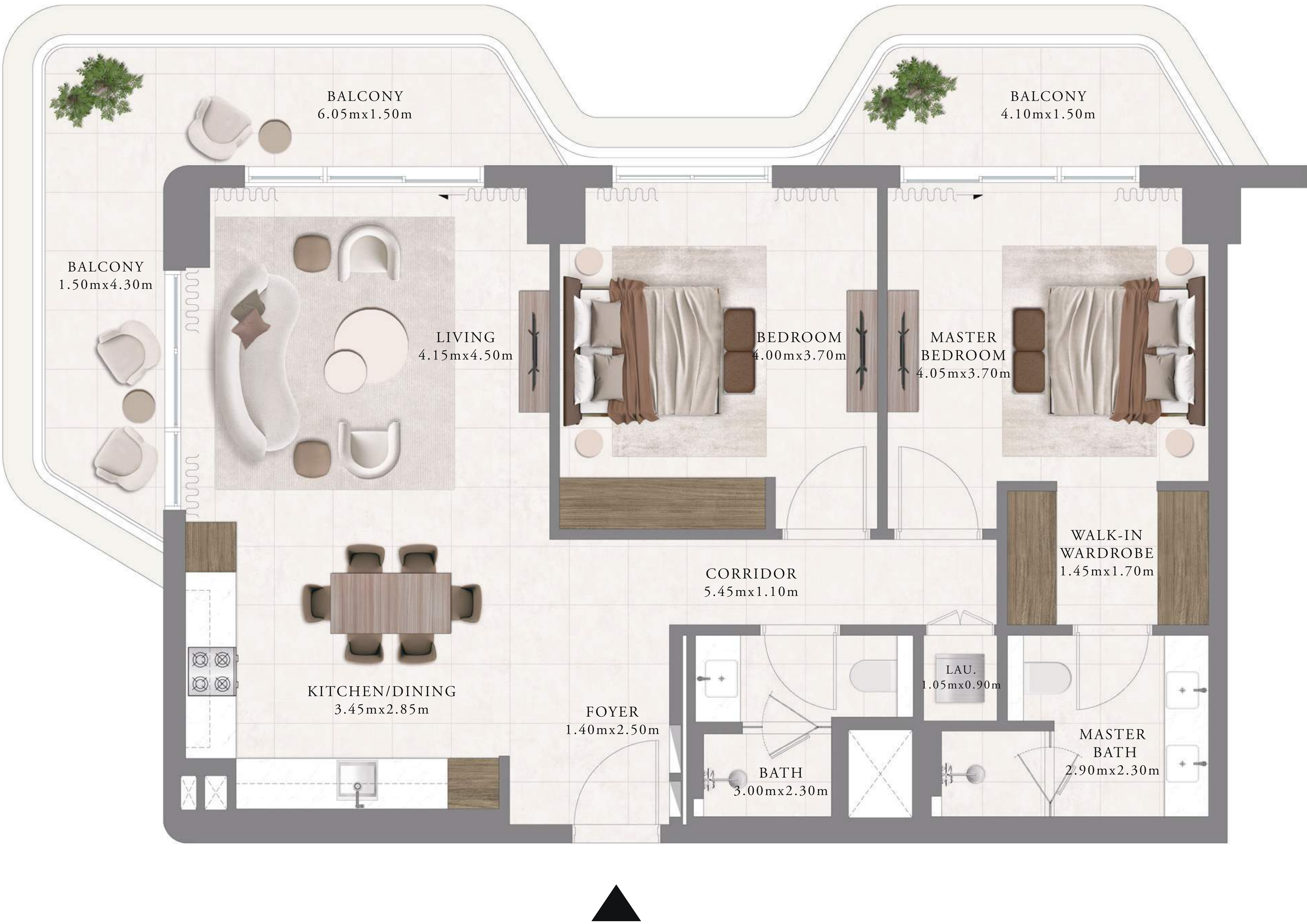
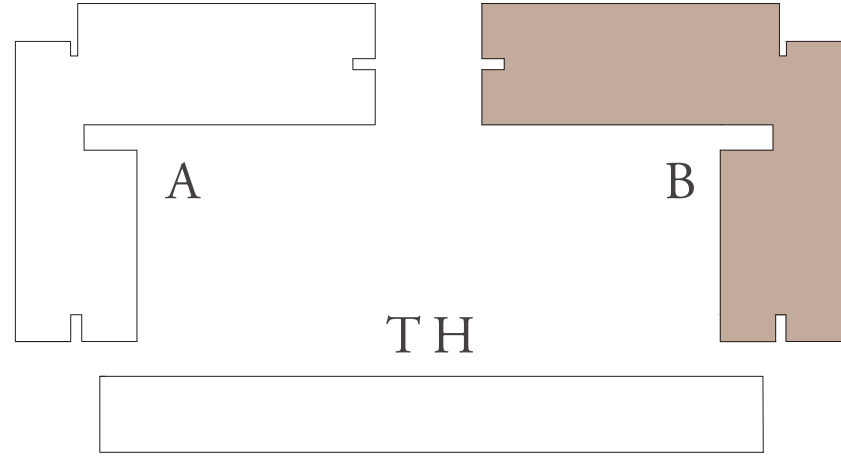


### KEY PLAN



LEVEL 2ND TO 5TH

### LAYOUT



FLOOR PLAN 1. All dimensions are in imperial and metric, and measured from finish to finish excluding construction tolerances. 2. All materials, dimensions, and drawings are approximate only. 3. Information is subject to change without notice, at developer's absolute discretion. 4. Actual area may vary from the stated area. 5. Drawings not to scale. 6. All images used are for illustrative purposes only and do not represent the actual size, features, specifications, fittings, and furnishings. 7. The developer reserves the right to make revisions / alterations, at it's absolute discretion, without any liability whatsoever.



# SERA 2

RASHID YACHTS & MARINA

## BUILDING B 2 BEDROOM TYPE E2.2

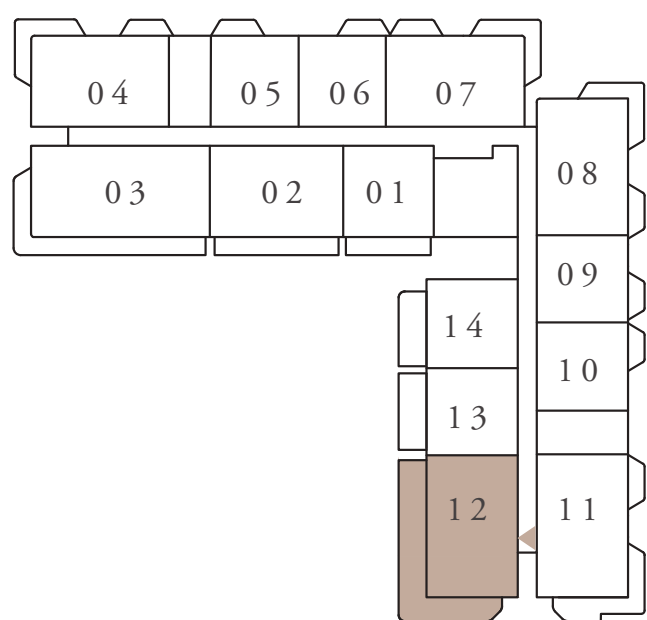
UNITS 112

SUITE AREA	104.70 SQ.M.	1126.98 SQ.FT.
BALCONY AREA	56.11 SQ.M.	603.96 SQ.FT.
TOTAL AREA	160.81 SQ.M.	1730.94 SQ.FT.

### KEY SECTION

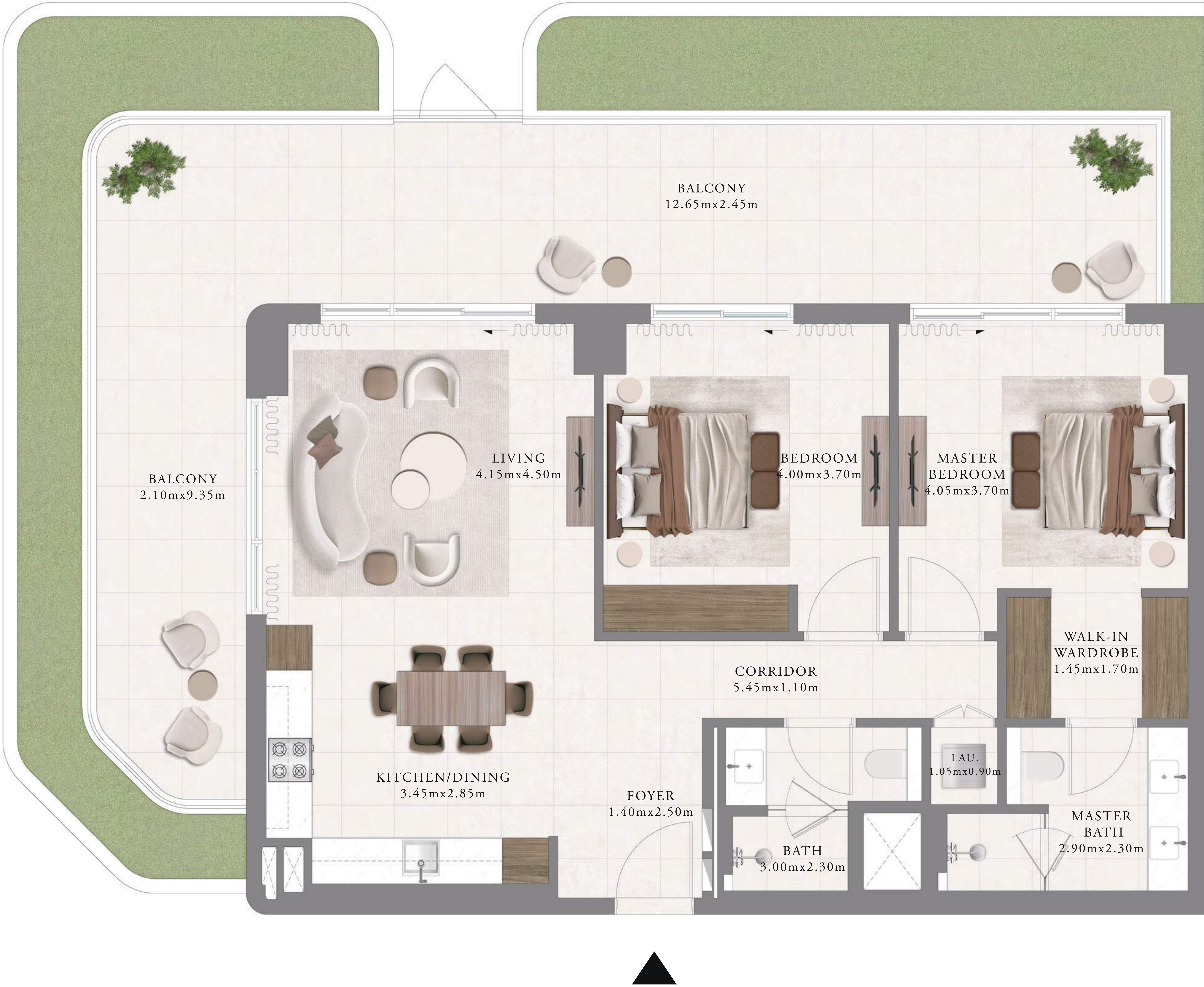
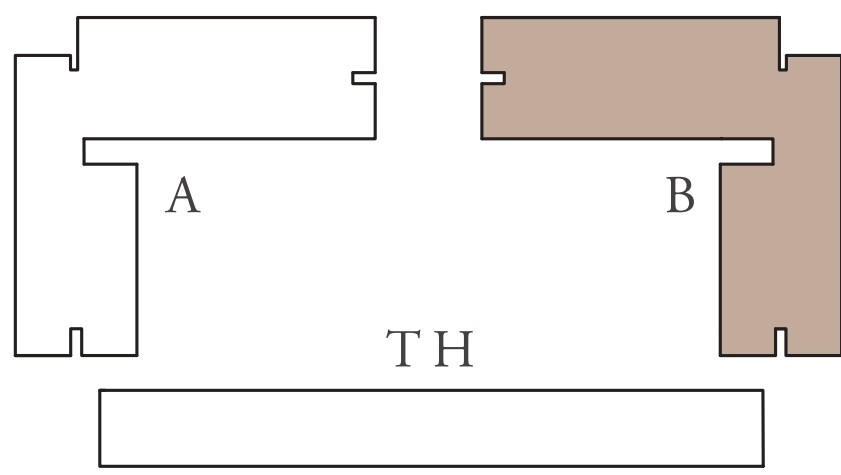
7
6
5
4
3
2
1
PODIUM FLOOR
GROUND FLOOR

### KEY PLAN



FIRST FLOOR LEVEL

### LAYOUT



FLOOR PLAN 1. All dimensions are in imperial and metric, and measured from finish to finish excluding construction tolerances. 2. All materials, dimensions, and drawings are approximate only. 3. Information is subject to change without notice, at developer's absolute discretion. 4. Actual area may vary from the stated area. 5. Drawings not to scale. 6. All images used are for illustrative purposes only and do not represent the actual size, features, specifications, fittings, and furnishings. 7. The developer reserves the right to make revisions / alterations, at it's absolute discretion, without any liability whatsoever.




# SERA 2

RASHID YACHTS & MARINA

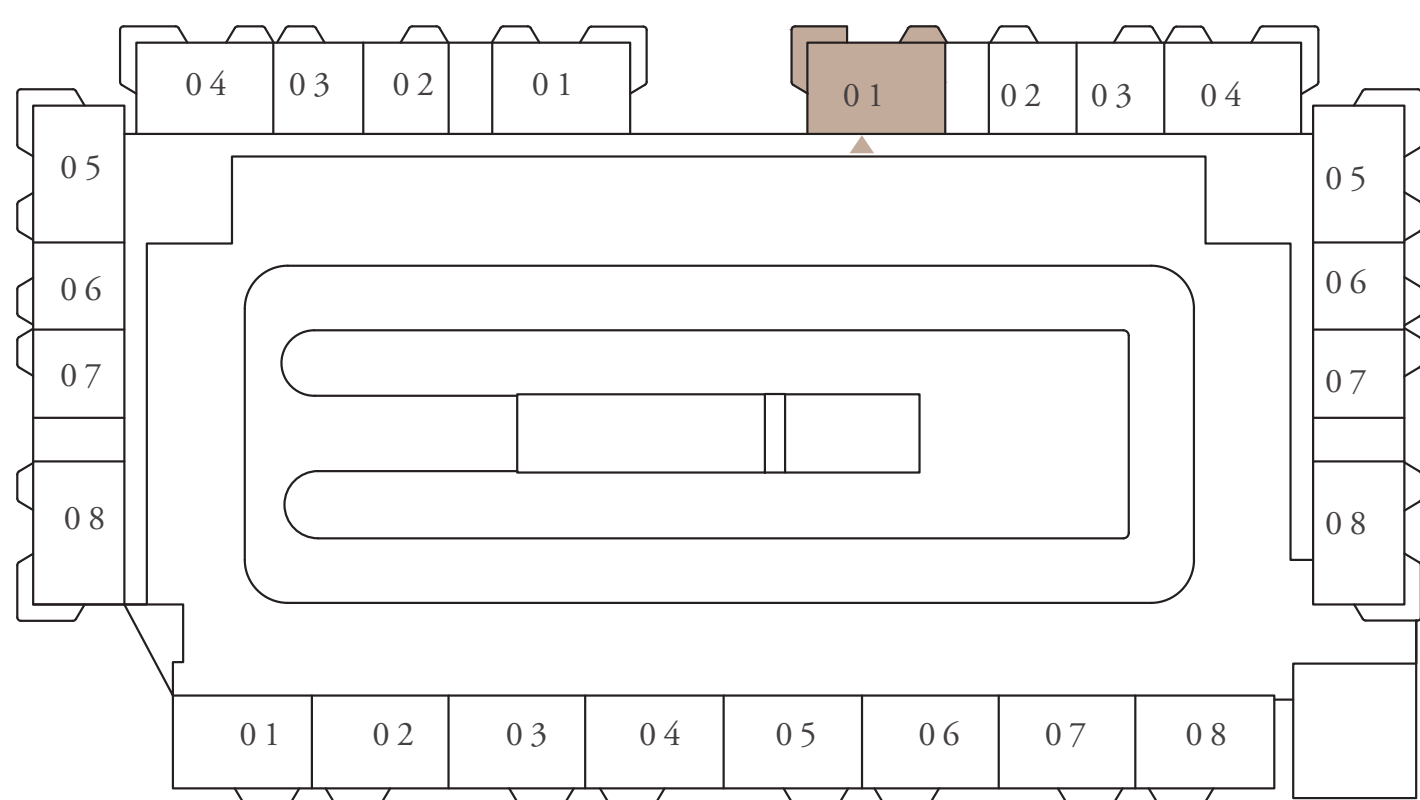
## BUILDING B 2 BEDROOM TYPE D2

UNITS	P01, 104, 204, 304, 404, 504, 604, 704	
SUITE AREA	100.20 SQ.M.	1078.54 SQ.FT.
BALCONY AREA	23.95 SQ.M.	257.80 SQ.FT.
TOTAL AREA	124.15 SQ.M.	1336.34 SQ.FT.

### KEY SECTION

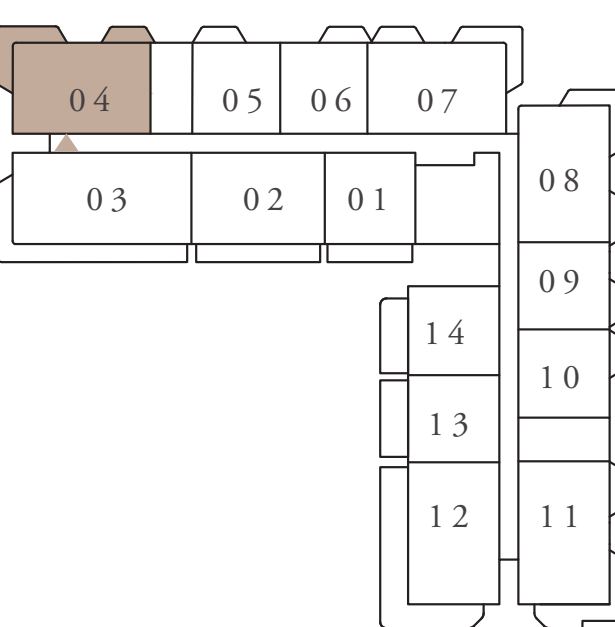
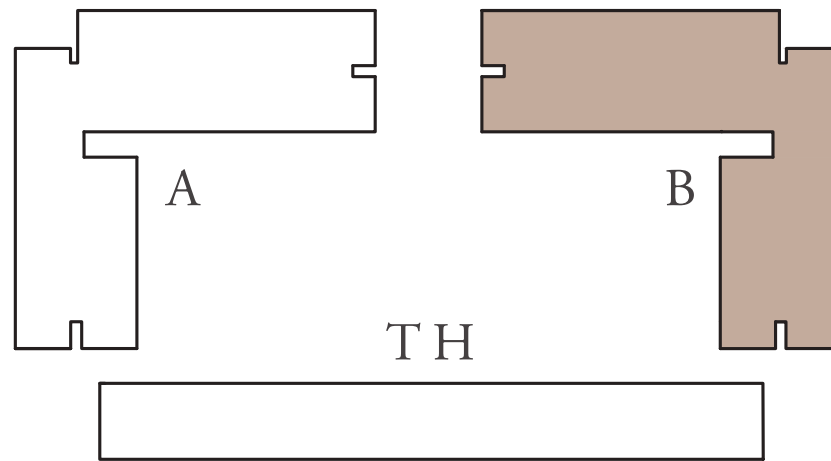


### KEY PLAN

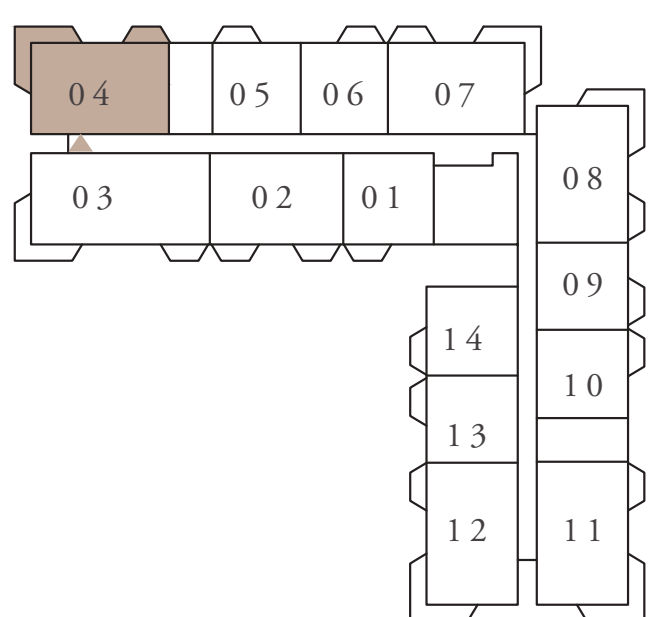


PODIUM FLOOR LEVEL

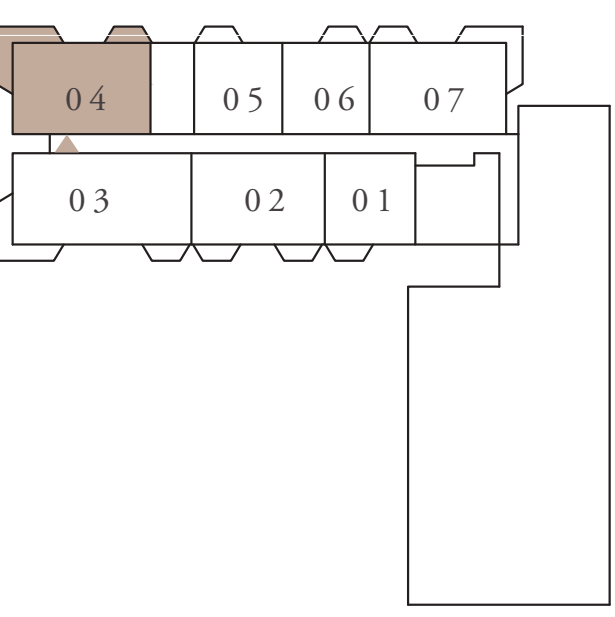
### LAYOUT



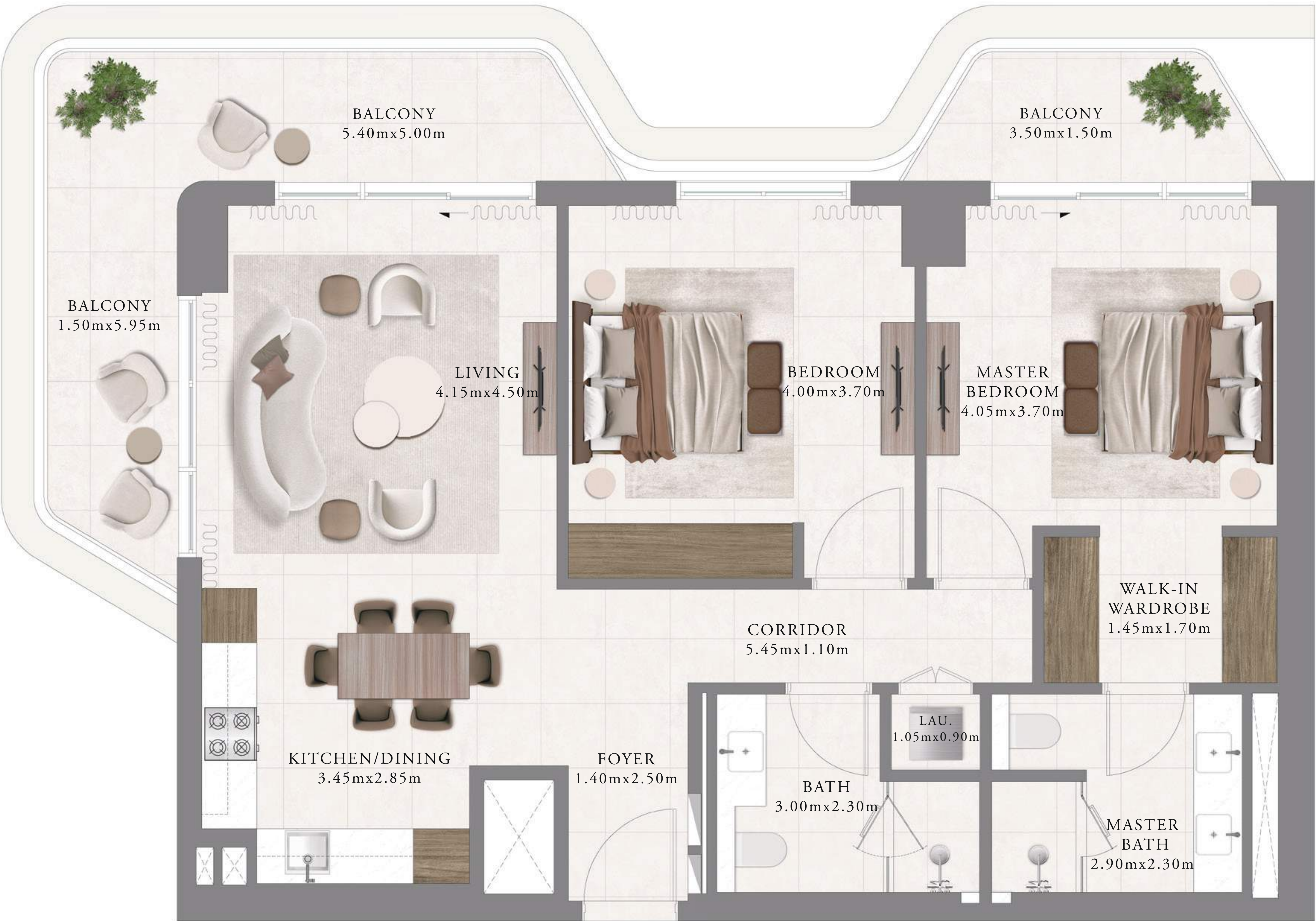
FIRST FLOOR LEVEL



LEVEL 2ND TO 5TH



LEVEL 6TH & 7TH



FLOOR PLAN 1. All dimensions are in imperial and metric, and measured from finish to finish excluding construction tolerances. 2. All materials, dimensions, and drawings are approximate only. 3. Information is subject to change without notice, at developer's absolute discretion. 4. Actual area may vary from the stated area. 5. Drawings not to scale. 6. All images used are for illustrative purposes only and do not represent the actual size, features, specifications, fittings, and furnishings. 7. The developer reserves the right to make revisions / alterations, at it's absolute discretion, without any liability whatsoever.



# SERA 2

RASHID YACHTS & MARINA


## BUILDING B 2 BEDROOM TYPE D2.1

UNITS

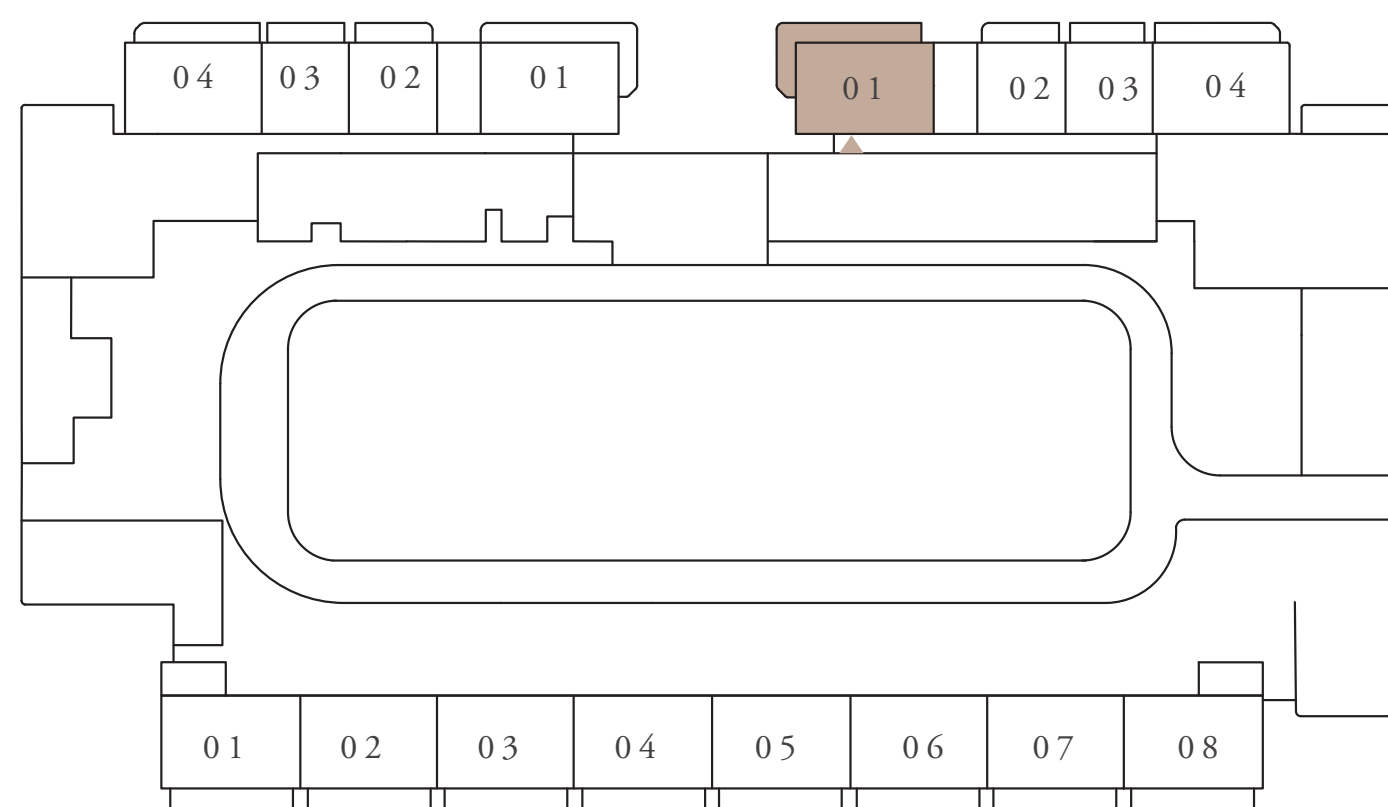
G01

SUITE AREA	99.98 SQ.M.	1076.18 SQ.FT.
BALCONY AREA	36.04 SQ.M.	387.93 SQ.FT.
TOTAL AREA	136.02 SQ.M.	1464.11 SQ.FT.

KEY SECTION

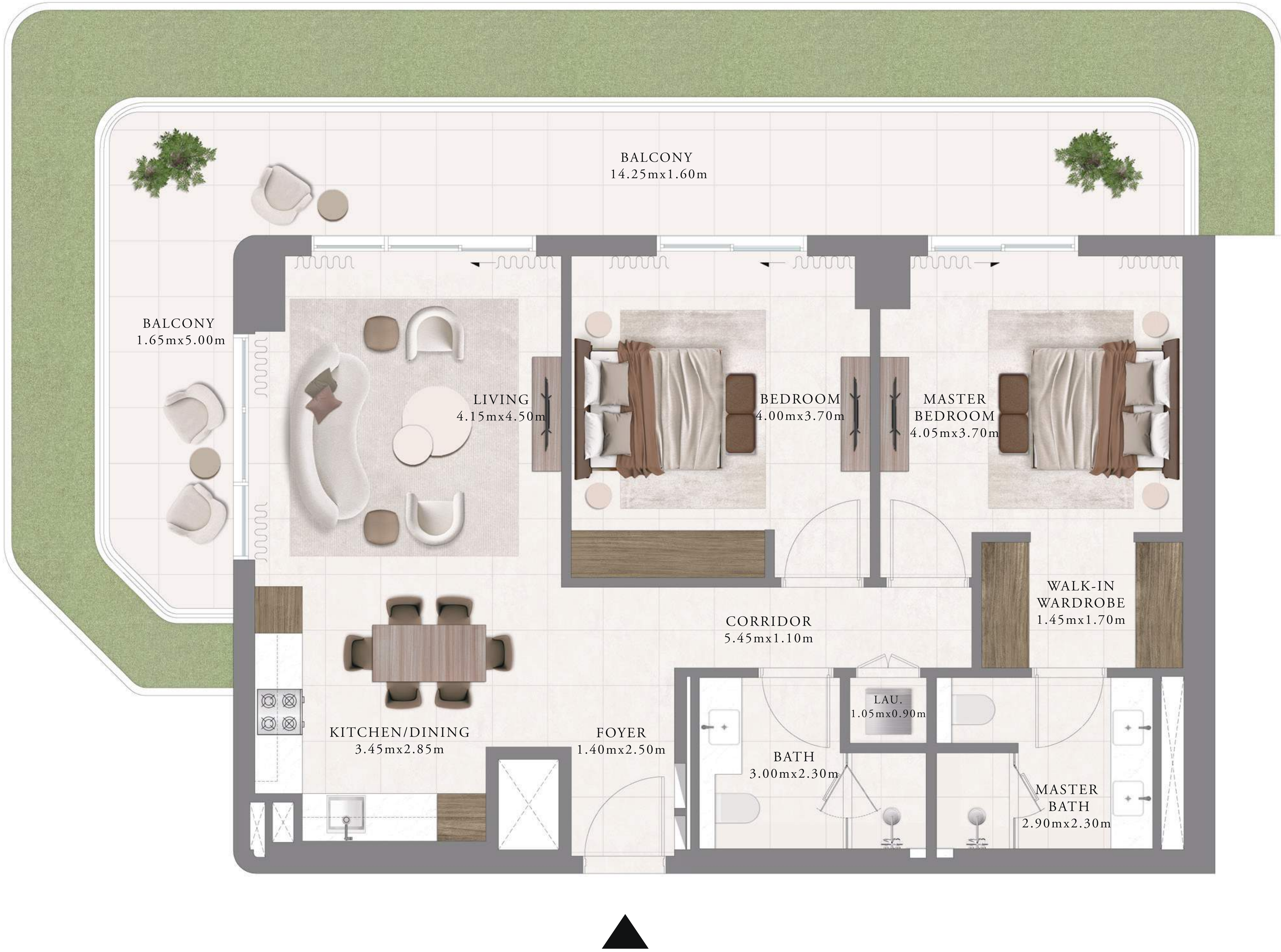

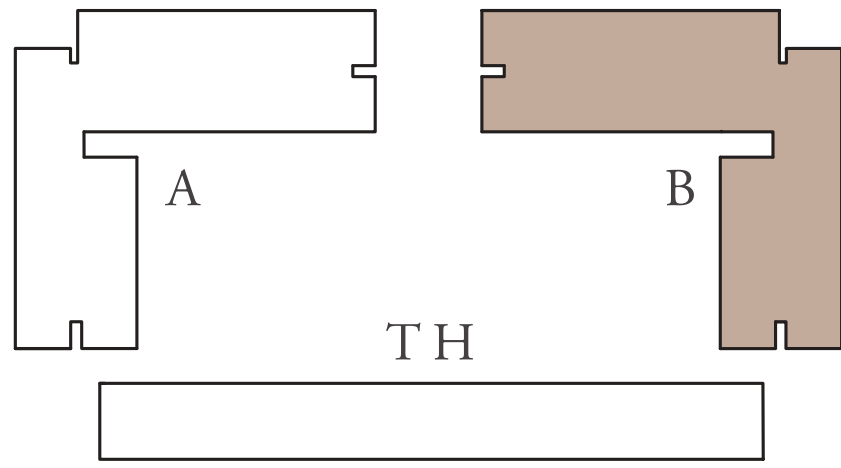


KEY PLAN



GROUND FLOOR LEVEL

LAYOUT



FLOOR PLAN 1. All dimensions are in imperial and metric, and measured from finish to finish excluding construction tolerances. 2. All materials, dimensions, and drawings are approximate only. 3. Information is subject to change without notice, at developer's absolute discretion. 4. Actual area may vary from the stated area. 5. Drawings not to scale. 6. All images used are for illustrative purposes only and do not represent the actual size, features, specifications, fittings, and furnishings. 7. The developer reserves the right to make revisions / alterations, at it's absolute discretion, without any liability whatsoever.



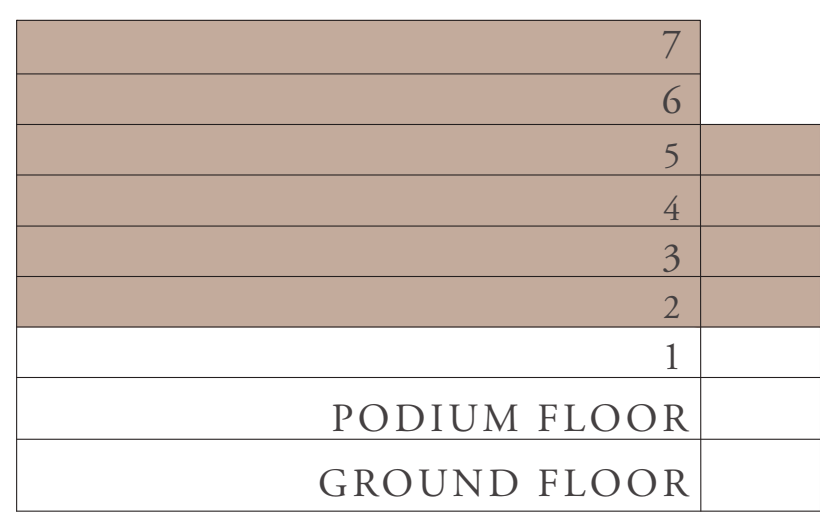
# SERA 2

RASHID YACHTS & MARINA

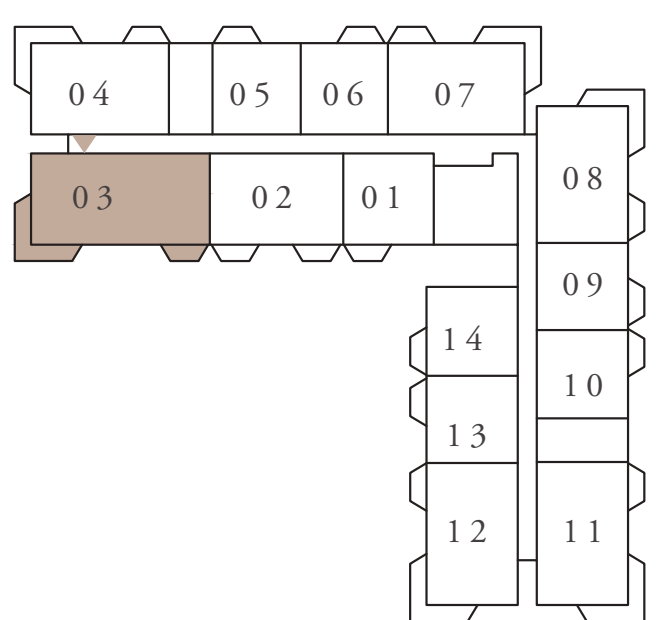
## BUILDING B 3 BEDROOM TYPE A2

UNITS	203, 303, 403, 503, 603, 703	
SUITE AREA	131.14 SQ.M.	1411.58 SQ.FT.
BALCONY AREA	23.35 SQ.M.	251.34 SQ.FT.
TOTAL AREA	154.49 SQ.M.	1662.92 SQ.FT.

### KEY SECTION

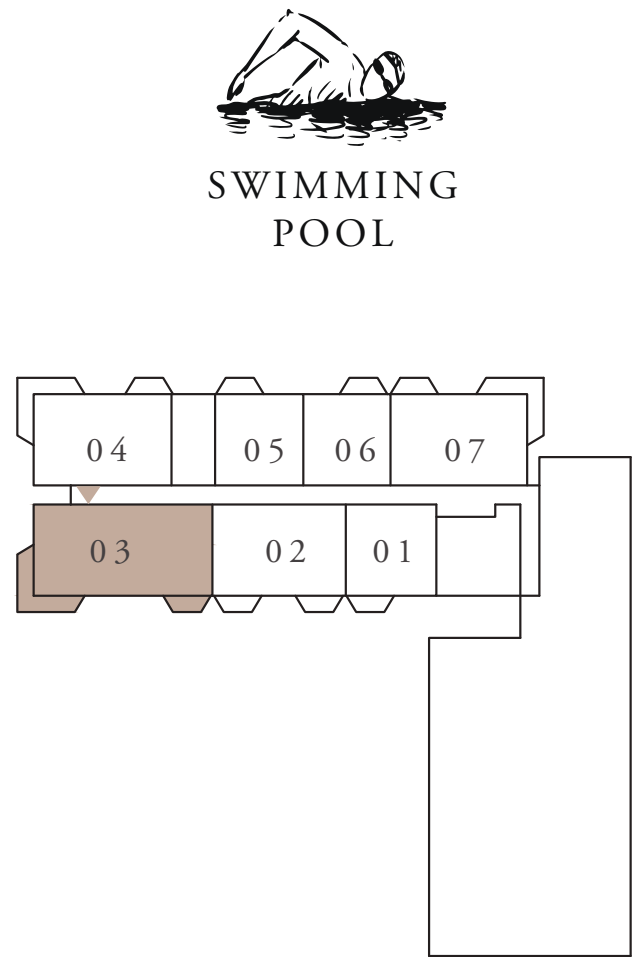
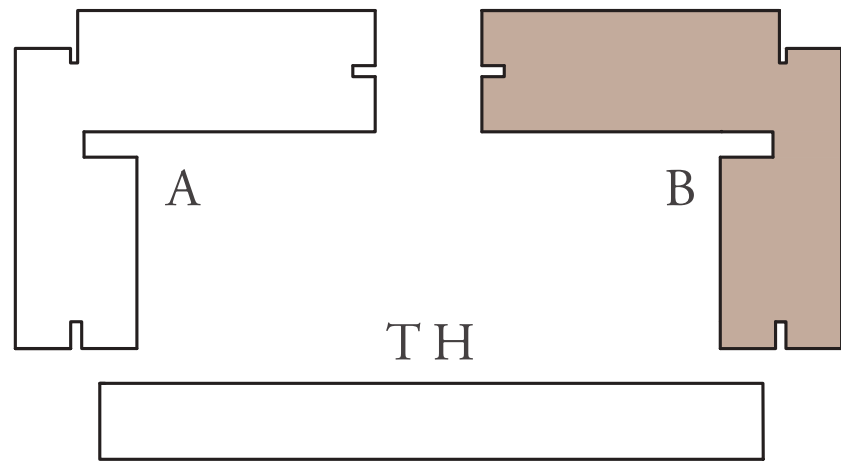


### KEY PLAN



LEVEL 2ND TO 5TH

### LAYOUT



LEVEL 6TH & 7TH






# SERA 2

RASHID YACHTS & MARINA

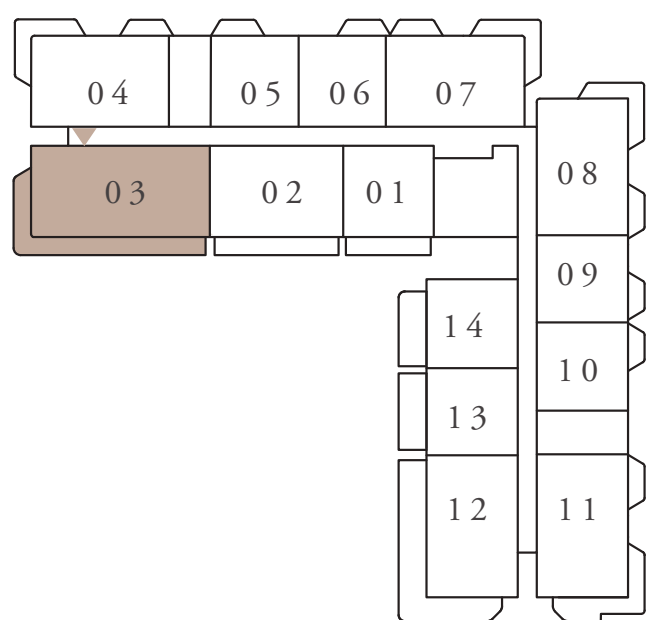
## BUILDING B 3 BEDROOM TYPE A2.1

UNITS	103	
SUITE AREA	131.07 SQ.M.	1410.83 SQ.FT.
BALCONY AREA	42.18 SQ.M.	454.02 SQ.FT.
TOTAL AREA	173.25 SQ.M.	1864.85 SQ.FT.

### KEY SECTION

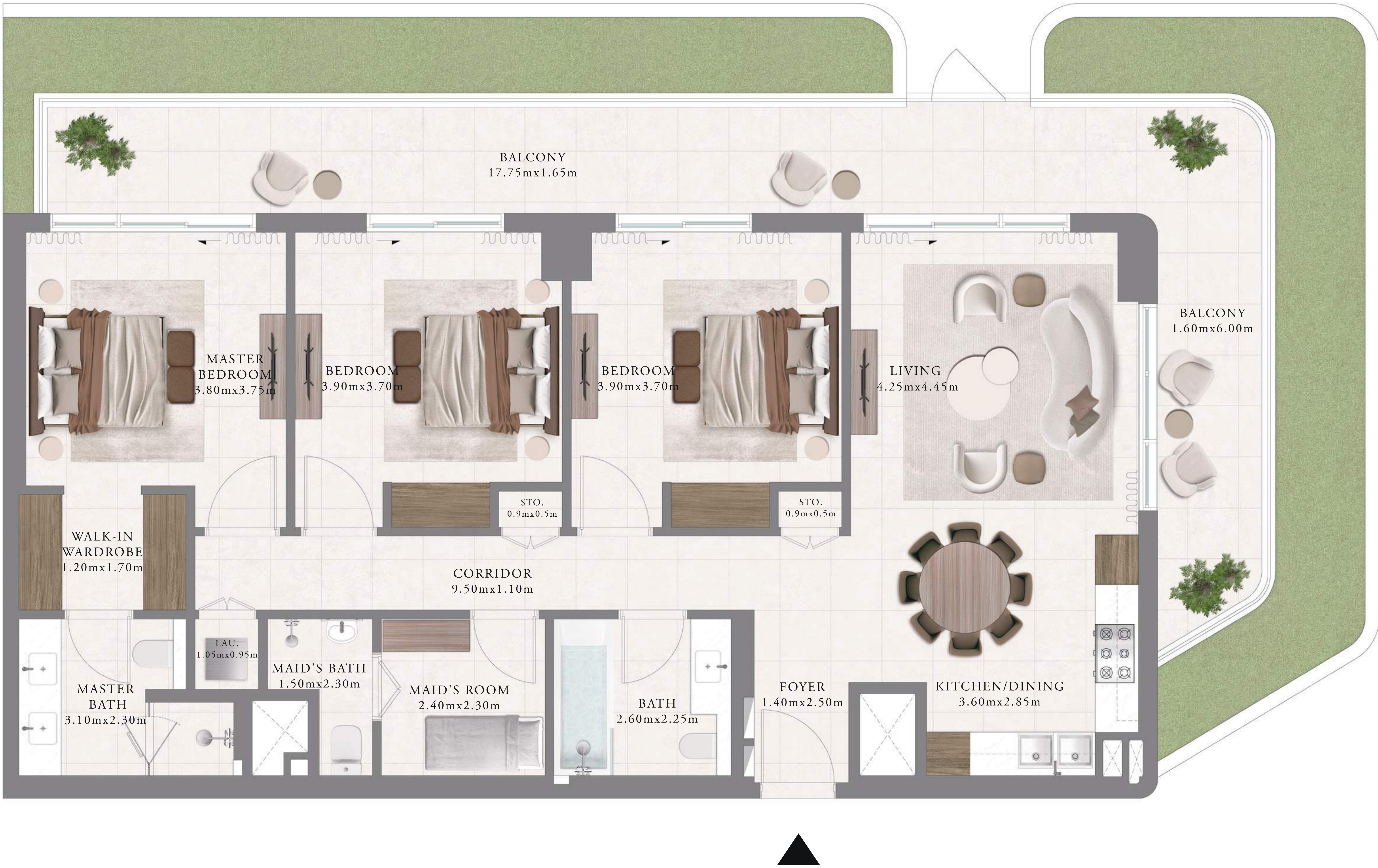

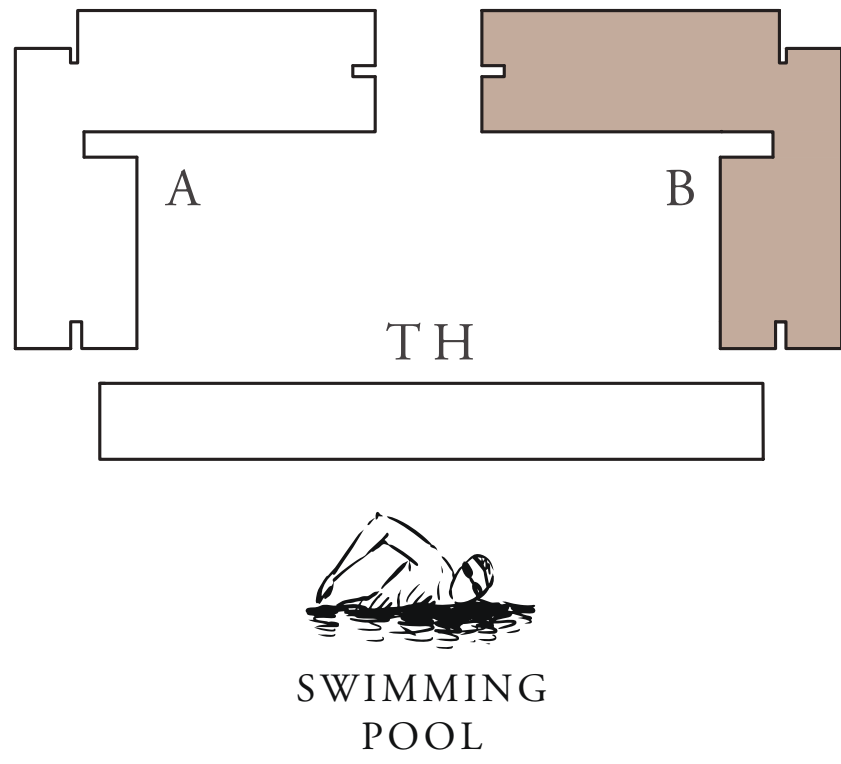


### KEY PLAN



FIRST FLOOR LEVEL

### LAYOUT





# SERA 2

RASHID YACHTS & MARINA

---

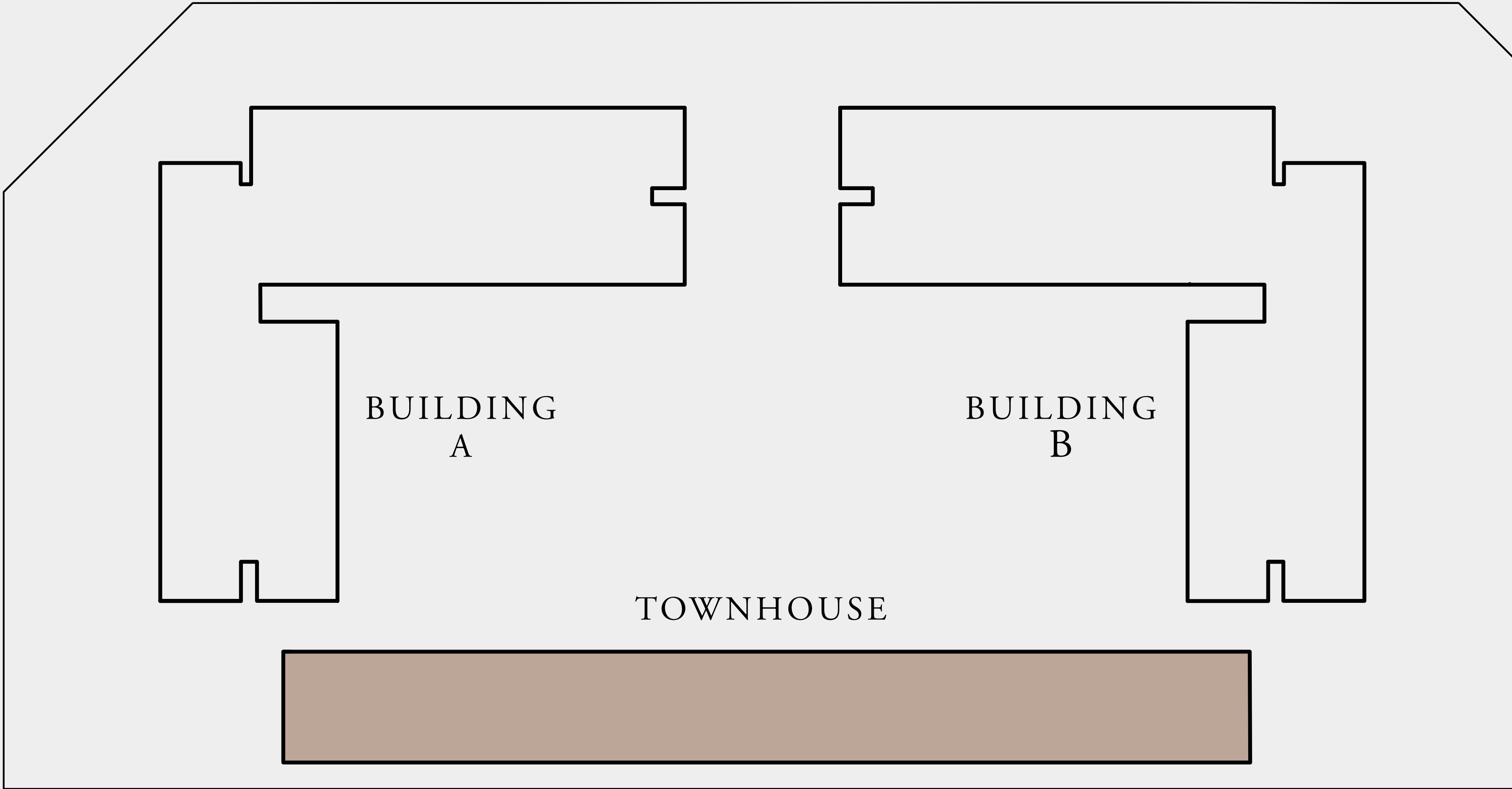
FLOOR PLAN  
TOWNHOUSE

---

EMAAR



RASHID YACHTS & MARINA



SWIMMING  
POOL

EMAAR



# SERA 2

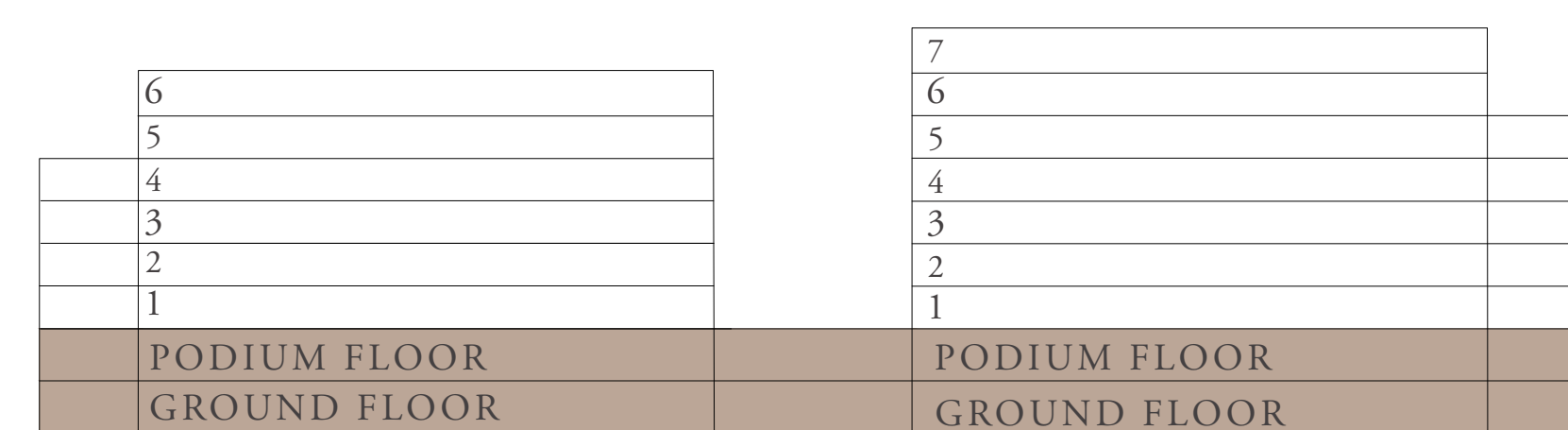
RASHID YACHTS & MARINA

## TOWNHOUSE TOWNHOUSE TYPE A1

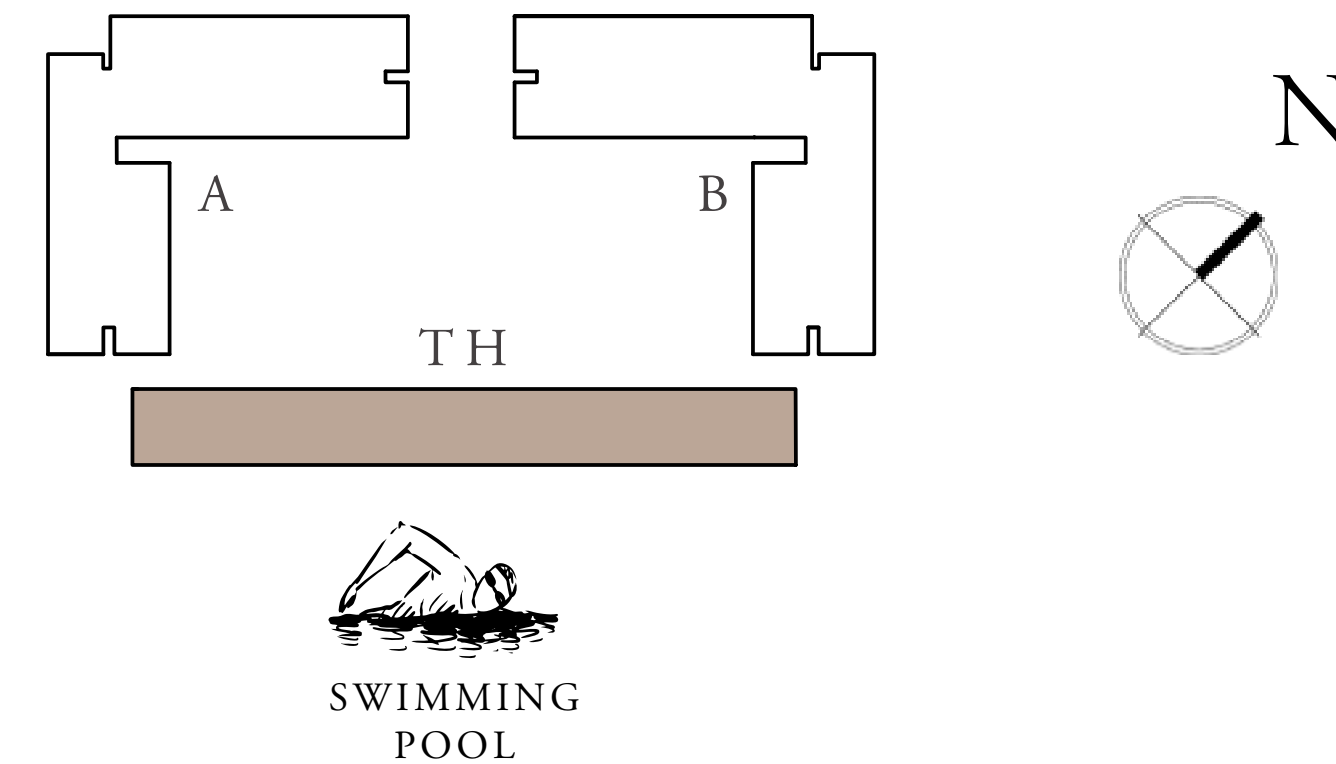
UNITS	01, 03, 07	
SUITE AREA	203.50 SQ.M.	2190.46 SQ.FT.
BALCONY AREA	34.02SQ.M.	366.19 SQ.FT.
TOTAL AREA	237.52 SQ.M.	2556.64 SQ.FT.

UNITS	05	
SUITE AREA	205.71 SQ.M.	2214.24 SQ.FT.
BALCONY AREA	34.22 SQ.M.	368.34 SQ.FT.
TOTAL AREA	239.93 SQ.M.	2582.59 SQ.FT.

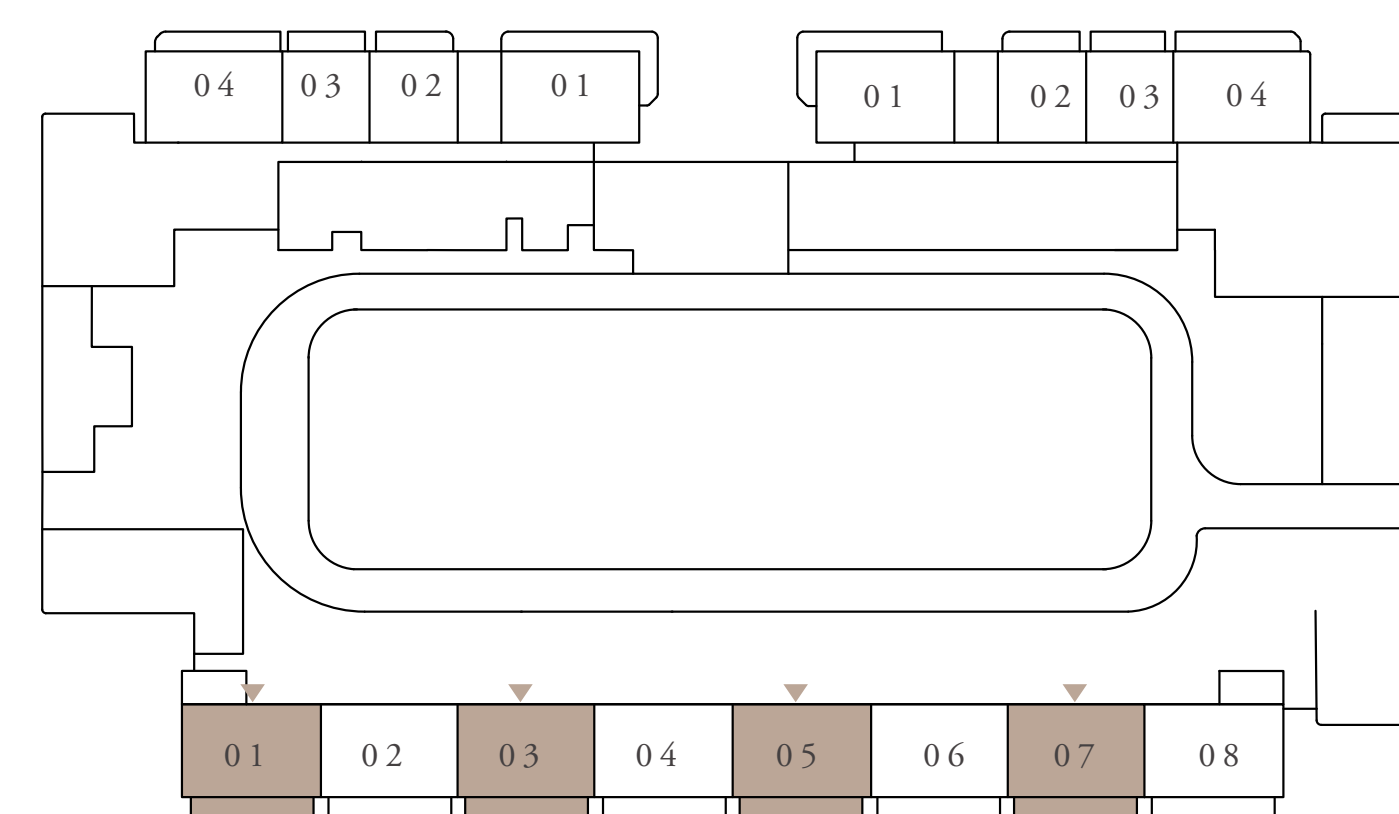
### KEY SECTION



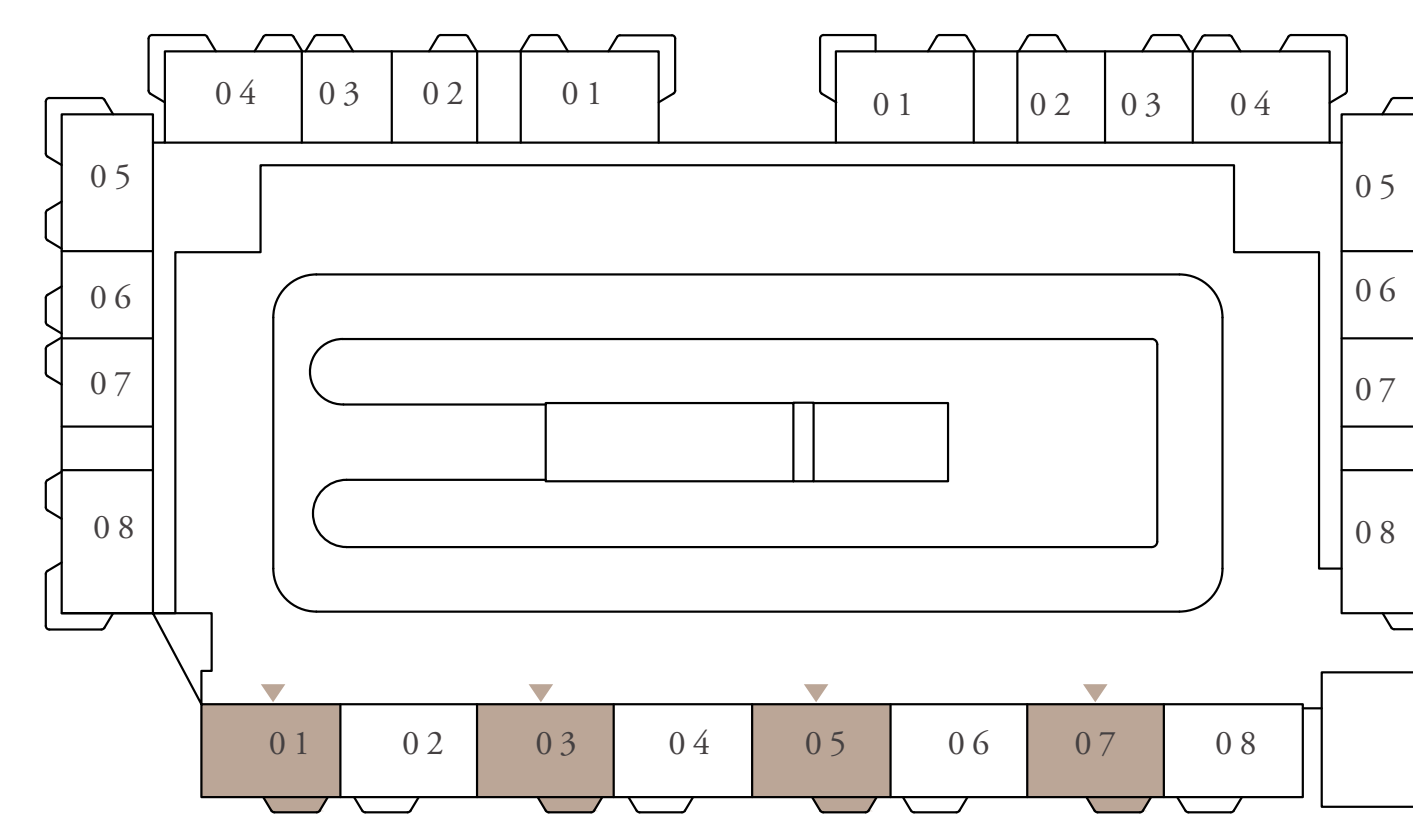
### LAYOUT



### KEY PLAN



GROUND FLOOR LEVEL



PODIUM FLOOR LEVEL



UPPER LEVEL



LOWER LEVEL

FLOOR PLAN 1. All dimensions are in imperial and metric, and measured from finish to finish excluding construction tolerances. 2. All materials, dimensions, and drawings are approximate only. 3. Information is subject to change without notice, at developer's absolute discretion. 4. Actual area may vary from the stated area. 5. Drawings not to scale. 6. All images used are for illustrative purposes only and do not represent the actual size, features, specifications, fittings, and furnishings. 7. The developer reserves the right to make revisions / alterations, at it's absolute discretion, without any liability whatsoever.



# SERA 2

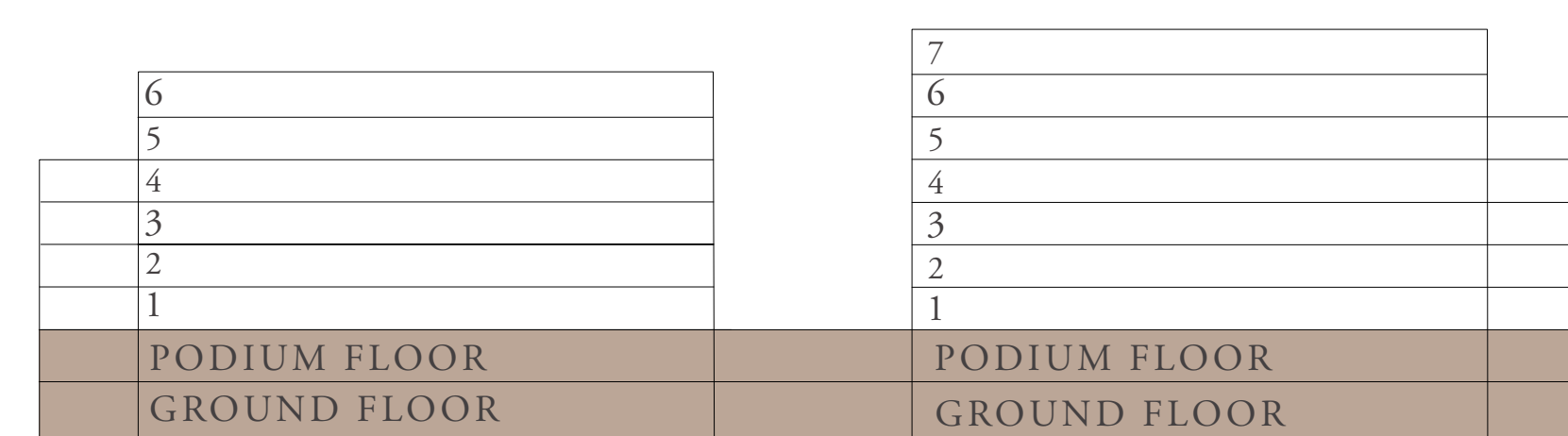
RASHID YACHTS & MARINA

## TOWNHOUSE TOWNHOUSE TYPE A2

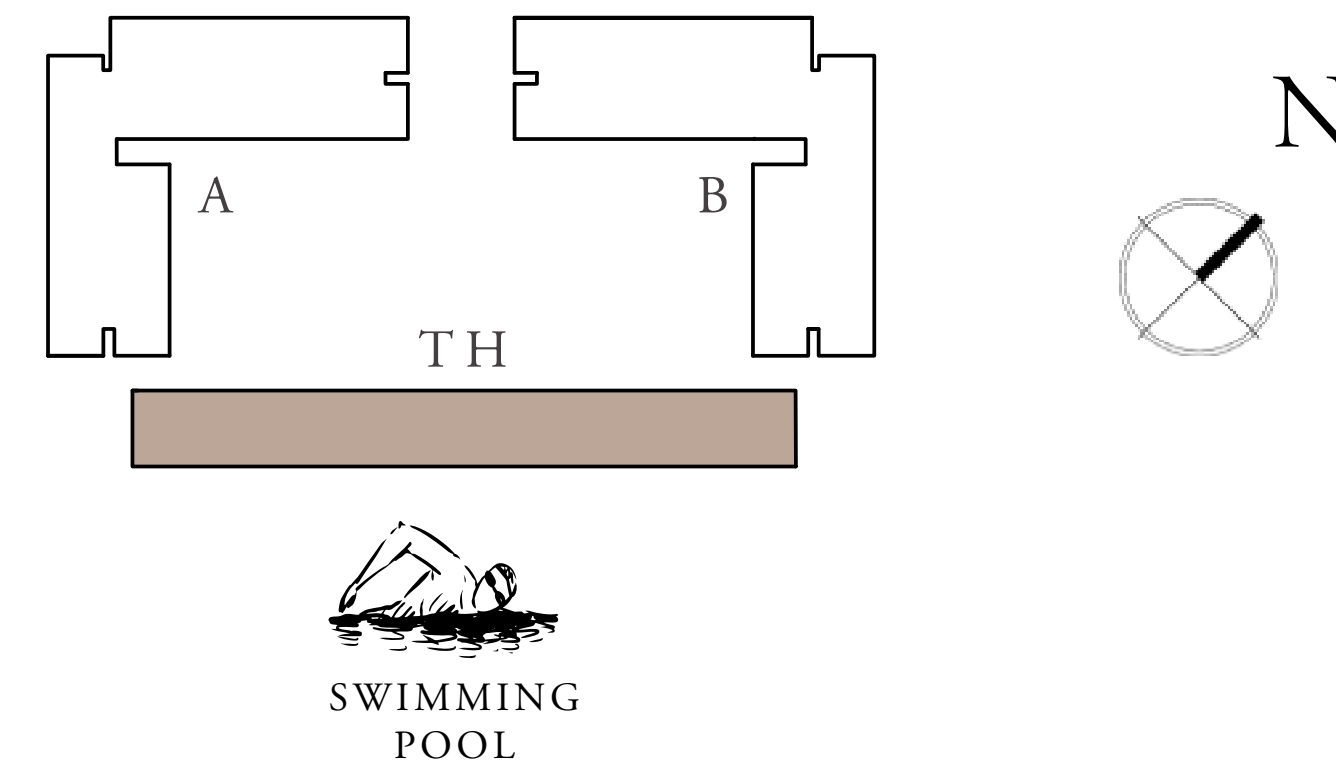
UNITS	02, 06, 08	
SUITE AREA	203.51 SQ.M.	2190.56 SQ.FT.
BALCONY AREA	33.79 SQ.M.	363.71 SQ.FT.
TOTAL AREA	237.30 SQ.M.	2554.28 SQ.FT.

UNITS	04	
SUITE AREA	205.70 SQ.M.	2214.14 SQ.FT.
BALCONY AREA	34.01 SQ.M.	366.08 SQ.FT.
TOTAL AREA	239.71 SQ.M.	2580.22 SQ.FT.

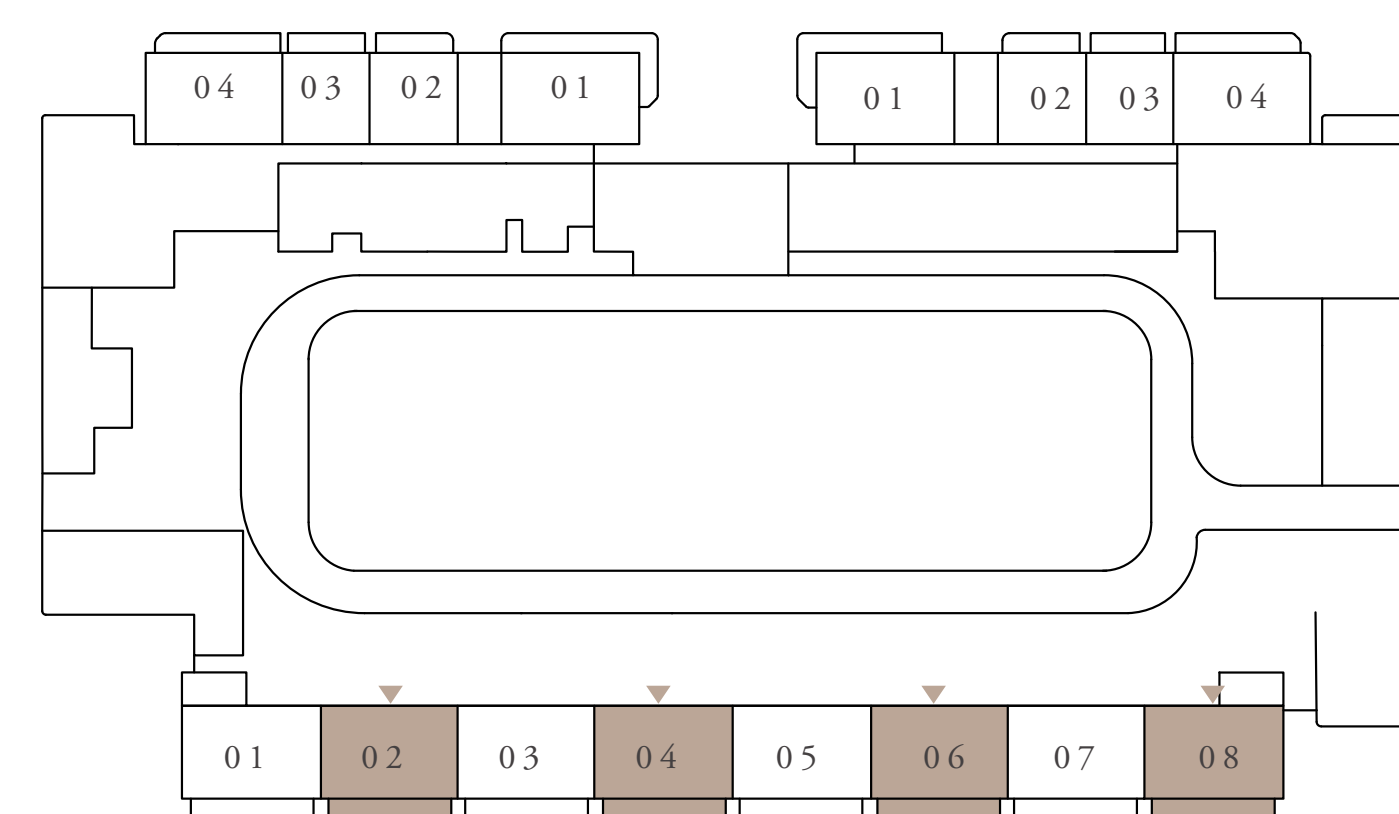
### KEY SECTION



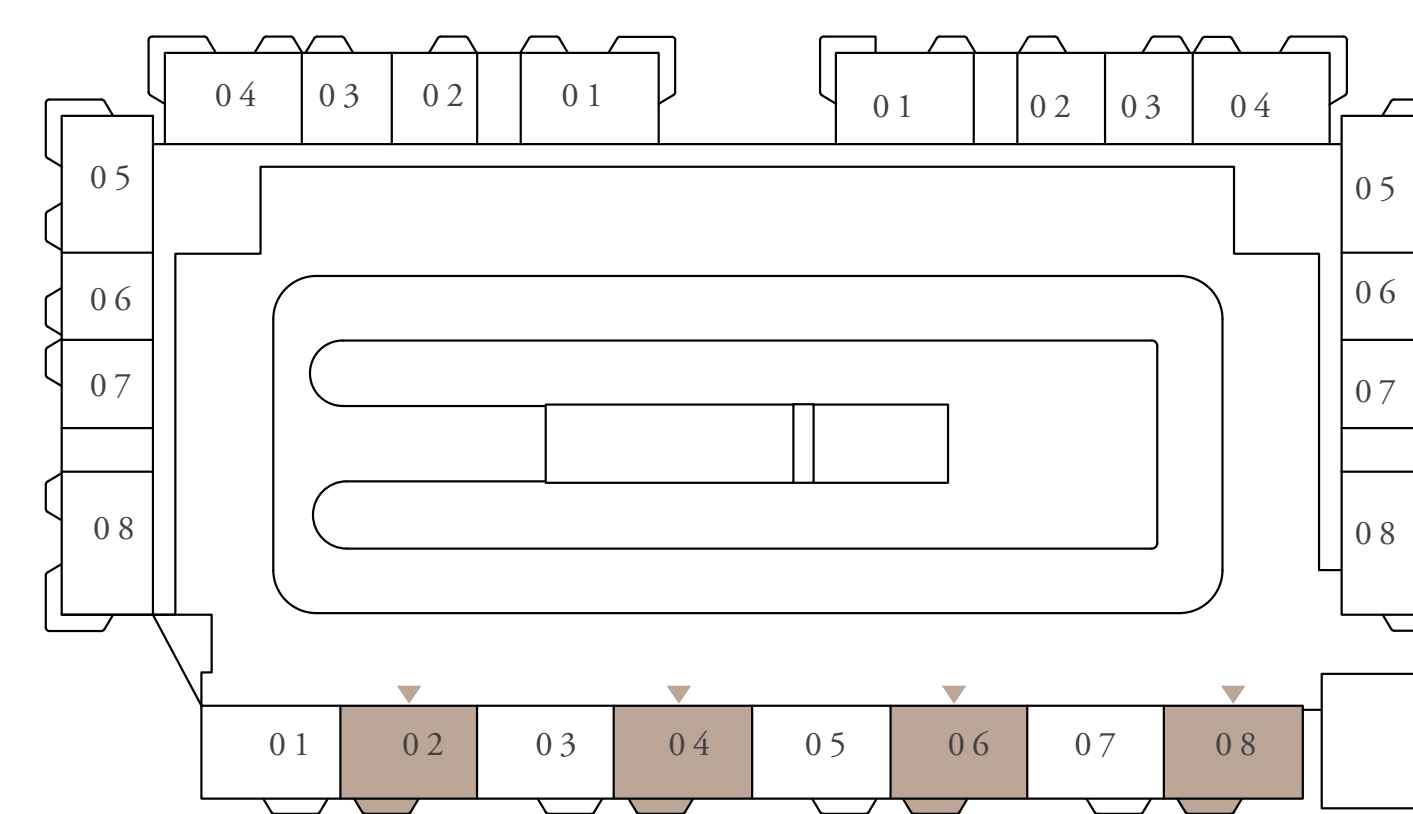
### LAYOUT



### KEY PLAN



GROUND FLOOR LEVEL



PODIUM FLOOR LEVEL



UPPER LEVEL



LOWER LEVEL

FLOOR PLAN 1. All dimensions are in imperial and metric, and measured from finish to finish excluding construction tolerances. 2. All materials, dimensions, and drawings are approximate only. 3. Information is subject to change without notice, at developer's absolute discretion. 4. Actual area may vary from the stated area. 5. Drawings not to scale. 6. All images used are for illustrative purposes only and do not represent the actual size, features, specifications, fittings, and furnishings. 7. The developer reserves the right to make revisions / alterations, at it's absolute discretion, without any liability whatsoever.