



TALEA

BY
BEYOND

FLOOR PLATES

FLOORS 5-6, 9-10, 13-14, 17-18, 21-22

LOW ZONE




TALEA

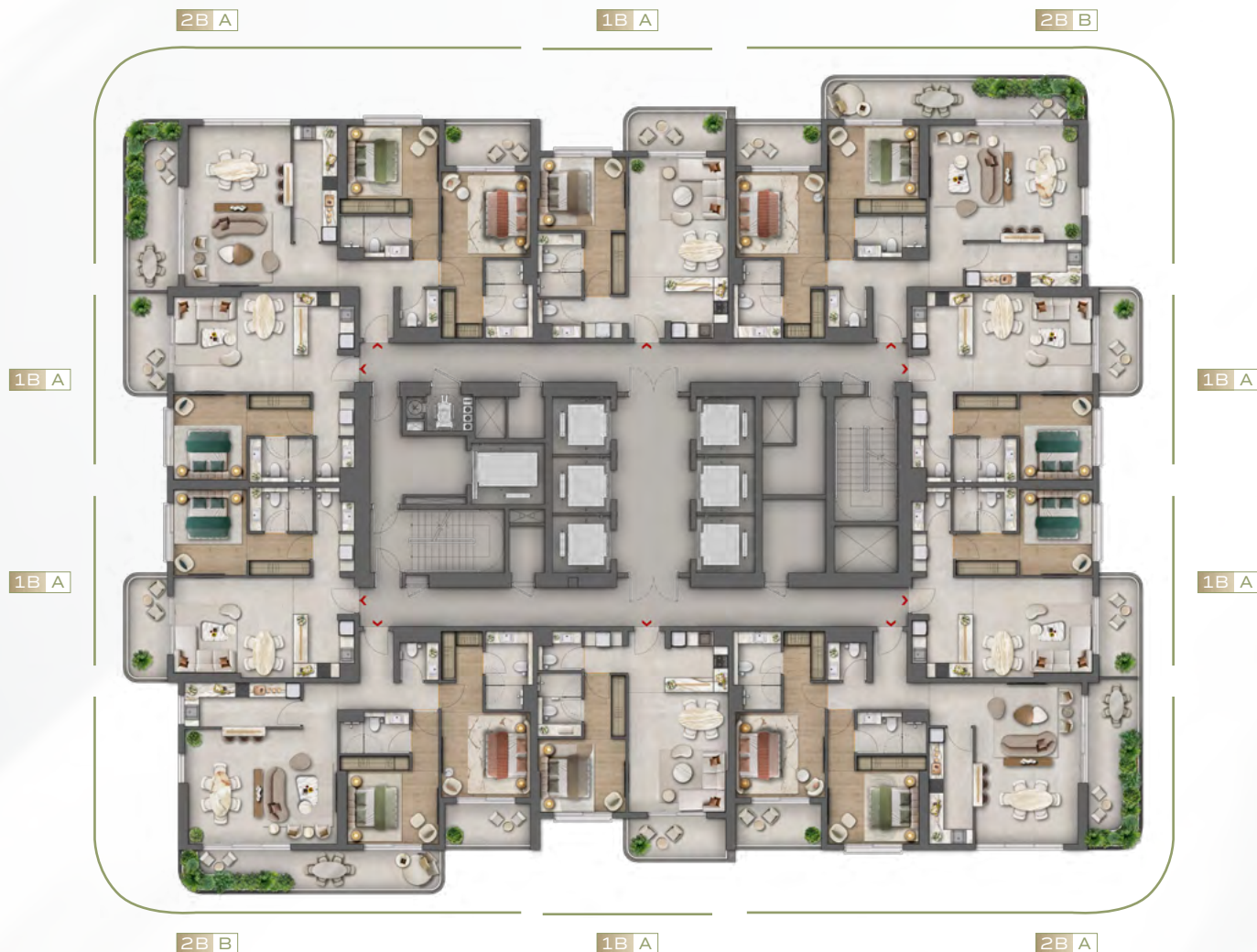
UNIT TYPES

- 1 BEDROOM
- 2 BEDROOM

KEY SECTION



BEYOND



The renderings and visualisations in this brochure are for illustrative and marketing purposes only. While the information provided is accurate and reliable at the time of publication, it is important to note that only the information included in the final Sales and Purchase Agreement will carry legal significance.

FLOORS 7-8, 11-12, 15-16, 19-20, 23

LOW ZONE



TALEA

UNIT TYPES

- 1 BEDROOM
- 2 BEDROOM

KEY SECTION



BEYOND



The renderings and visualisations in this brochure are for illustrative and marketing purposes only. While the information provided is accurate and reliable at the time of publication, it is important to note that only the information included in the final Sales and Purchase Agreement will carry legal significance.

FLOORS 25-26, 29-30, 33-34, 37

MIDDLE ZONE



TALEA

UNIT TYPES

- 1 BEDROOM
- 2 BEDROOM

KEY SECTION



BEYOND



The renderings and visualisations in this brochure are for illustrative and marketing purposes only. While the information provided is accurate and reliable at the time of publication, it is important to note that only the information included in the final Sales and Purchase Agreement will carry legal significance.

FLOORS 27-28, 31-32, 35-36

MIDDLE ZONE



TALEA

UNIT TYPES

- 1 BEDROOM
- 2 BEDROOM

KEY SECTION



BEYOND



The renderings and visualisations in this brochure are for illustrative and marketing purposes only. While the information provided is accurate and reliable at the time of publication, it is important to note that only the information included in the final Sales and Purchase Agreement will carry legal significance.

FLOORS 38, 40, 42

HIGH ZONE



TALEA


UNIT TYPES

2 BEDROOM

3 BEDROOM

KEY SECTION

42
40
38



BEYOND



The renderings and visualisations in this brochure are for illustrative and marketing purposes only. While the information provided is accurate and reliable at the time of publication, it is important to note that only the information included in the final Sales and Purchase Agreement will carry legal significance.

FLOORS 39, 41

HIGH ZONE



3B B

3B A



2B C

2B C

3B A

3B B



TALEA

UNIT TYPES

- 2 BEDROOM
- 3 BEDROOM

KEY SECTION



BEYOND

The renderings and visualisations in this brochure are for illustrative and marketing purposes only. While the information provided is accurate and reliable at the time of publication, it is important to note that only the information included in the final Sales and Purchase Agreement will carry legal significance.


FLOORS 43

PENTHOUSE (LOWER)




TALEA

UNIT TYPES

 PENTHOUSE

KEY SECTION

43



BEYOND



The renderings and visualisations in this brochure are for illustrative and marketing purposes only. While the information provided is accurate and reliable at the time of publication, it is important to note that only the information included in the final Sales and Purchase Agreement will carry legal significance.

FLOORS 44

PENTHOUSE (UPPER)



PH A

PH A




PH A

PH A



TALEA

UNIT TYPES

 PENTHOUSE

KEY SECTION

44



BEYOND

The renderings and visualisations in this brochure are for illustrative and marketing purposes only. While the information provided is accurate and reliable at the time of publication, it is important to note that only the information included in the final Sales and Purchase Agreement will carry legal significance.

1 BEDROOM

TYPE A



TALEA

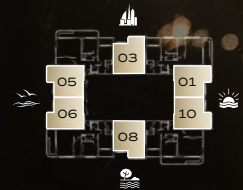
UNIT AREAS

INTERNAL AREA	652	SQ.FT
EXTERNAL AREA	105	SQ.FT
TOTAL AREA	757	SQ.FT


KEY SECTION



FLOORS 5-6, 9-10, 13-14,
17-18, 21-22, 25-26,
29-30, 33-34, 37



FLOORS 7-8, 11-12, 15-16,
19-20, 23, 27-28, 31-32,
35-36



BEYOND

The renderings and visualisations in this brochure are for illustrative and marketing purposes only. While the information provided is accurate and reliable at the time of publication, it is important to note that only the information included in the final Sales and Purchase Agreement will carry legal significance.



2 BEDROOM

TYPE A


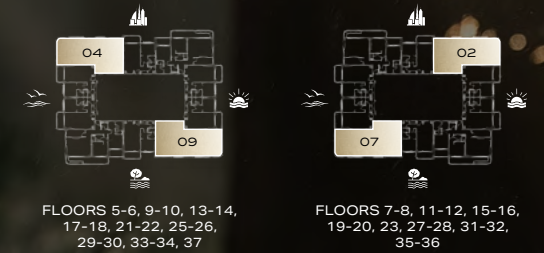
TALEA

UNIT AREAS

INTERNAL AREA	1,134	SQ.FT
EXTERNAL AREA	288	SQ.FT
TOTAL AREA	1,422	SQ.FT



KEY SECTION



BEYOND

The renderings and visualisations in this brochure are for illustrative and marketing purposes only. While the information provided is accurate and reliable at the time of publication, it is important to note that only the information included in the final Sales and Purchase Agreement will carry legal significance.



2 BEDROOM

TYPE B


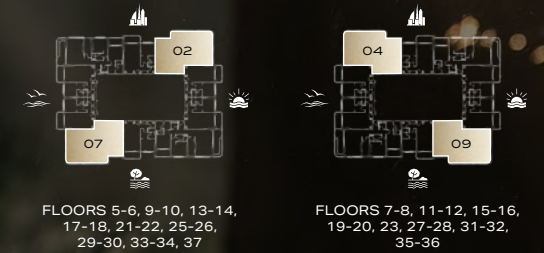


TALEA

UNIT AREAS

INTERNAL AREA	1,134	SQ.FT
EXTERNAL AREA	327	SQ.FT
TOTAL AREA	1,461	SQ.FT

KEY SECTION



BEYOND

The renderings and visualisations in this brochure are for illustrative and marketing purposes only. While the information provided is accurate and reliable at the time of publication, it is important to note that only the information included in the final Sales and Purchase Agreement will carry legal significance.



2 BEDROOM

TYPE C



TALEA

UNIT AREAS

INTERNAL AREA	1,162	SQ.FT
EXTERNAL AREA	155	SQ.FT
TOTAL AREA	1,317	SQ.FT

KEY SECTION



BEYOND

The renderings and visualisations in this brochure are for illustrative and marketing purposes only. While the information provided is accurate and reliable at the time of publication, it is important to note that only the information included in the final Sales and Purchase Agreement will carry legal significance.



3 BEDROOM

TYPE A

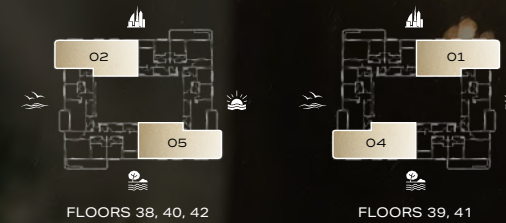
TALEA

UNIT AREAS

INTERNAL AREA	1,501	SQ.FT
EXTERNAL AREA	382	SQ.FT
TOTAL AREA	1,883	SQ.FT



KEY SECTION



BEYOND

The renderings and visualisations in this brochure are for illustrative and marketing purposes only. While the information provided is accurate and reliable at the time of publication, it is important to note that only the information included in the final Sales and Purchase Agreement will carry legal significance.



3 BEDROOM

TYPE B

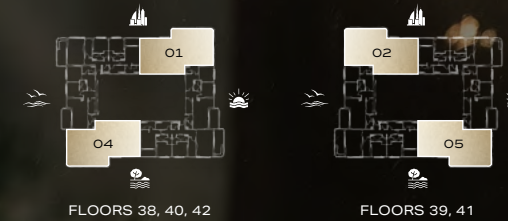


TALEA

UNIT AREAS

INTERNAL AREA	1,500	SQ.FT
EXTERNAL AREA	295	SQ.FT
TOTAL AREA	1,795	SQ.FT

KEY SECTION



The renderings and visualisations in this brochure are for illustrative and marketing purposes only. While the information provided is accurate and reliable at the time of publication, it is important to note that only the information included in the final Sales and Purchase Agreement will carry legal significance.



BEYOND

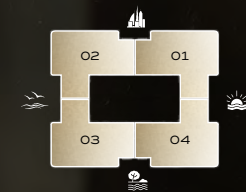
4 BEDROOM PENTHOUSE

TALEA

UNIT AREAS

INTERNAL AREA	2,830	SQ.FT
EXTERNAL AREA	1,632	SQ.FT
TOTAL AREA	4,462	SQ.FT

KEY SECTION



FLOOR 43
LOWER LEVEL



LOWER LEVEL

The renderings and visualisations in this brochure are for illustrative and marketing purposes only. While the information provided is accurate and reliable at the time of publication, it is important to note that only the information included in the final Sales and Purchase Agreement will carry legal significance.



BEYOND

4 BEDROOM PENTHOUSE



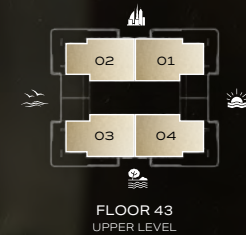
UPPER LEVEL

TALEA

UNIT AREAS

INTERNAL AREA	2,830	SQ.FT
EXTERNAL AREA	1,632	SQ.FT
TOTAL AREA	4,462	SQ.FT

KEY SECTION



BEYOND

The renderings and visualisations in this brochure are for illustrative and marketing purposes only. While the information provided is accurate and reliable at the time of publication, it is important to note that only the information included in the final Sales and Purchase Agreement will carry legal significance.

