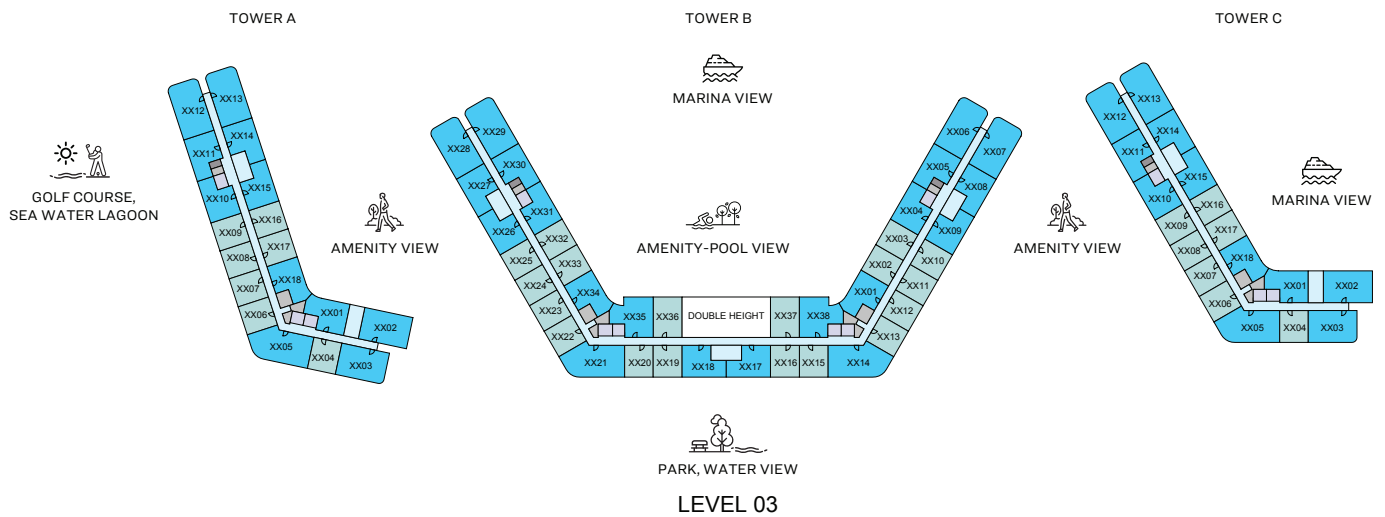
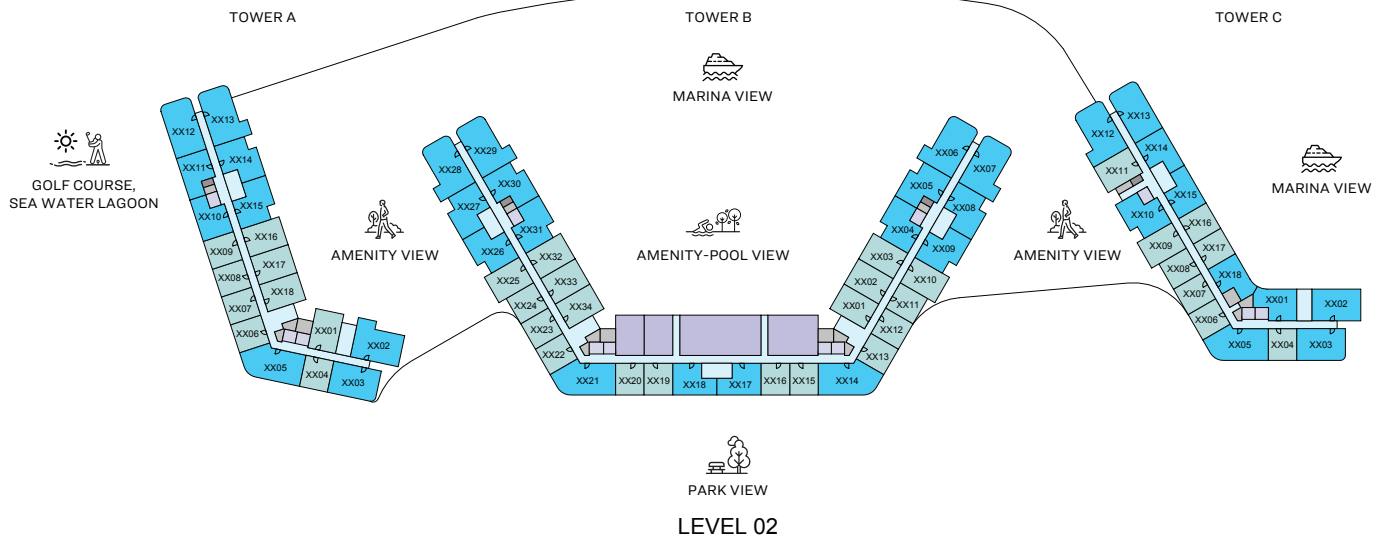
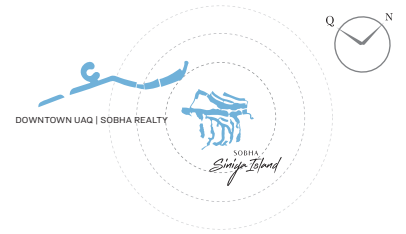


FLOOR AND UNIT PLANS

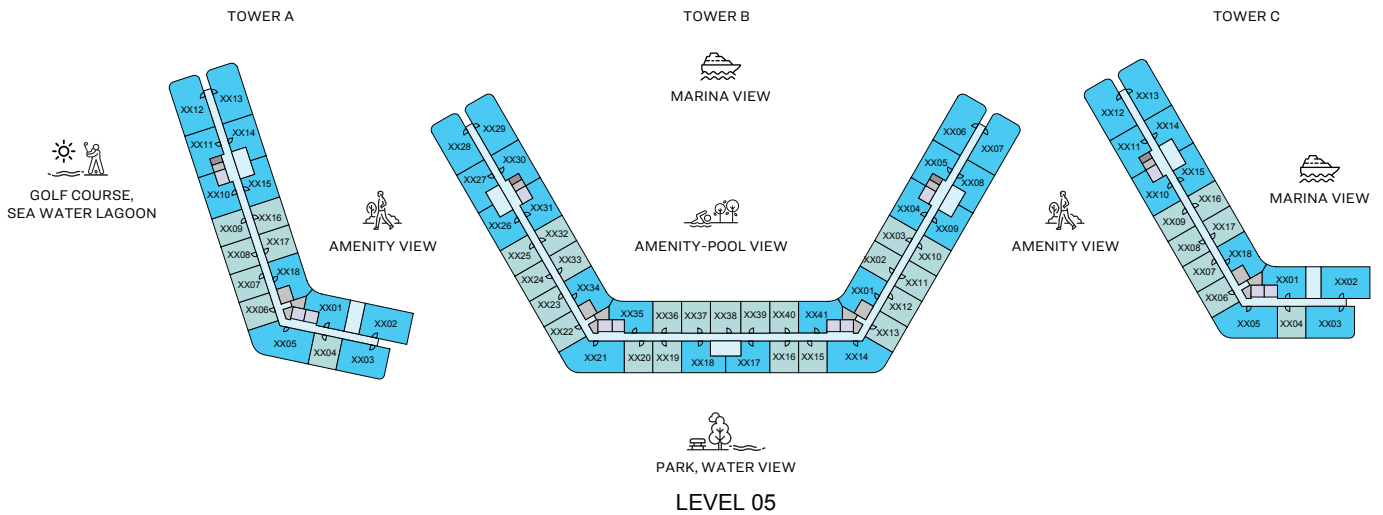
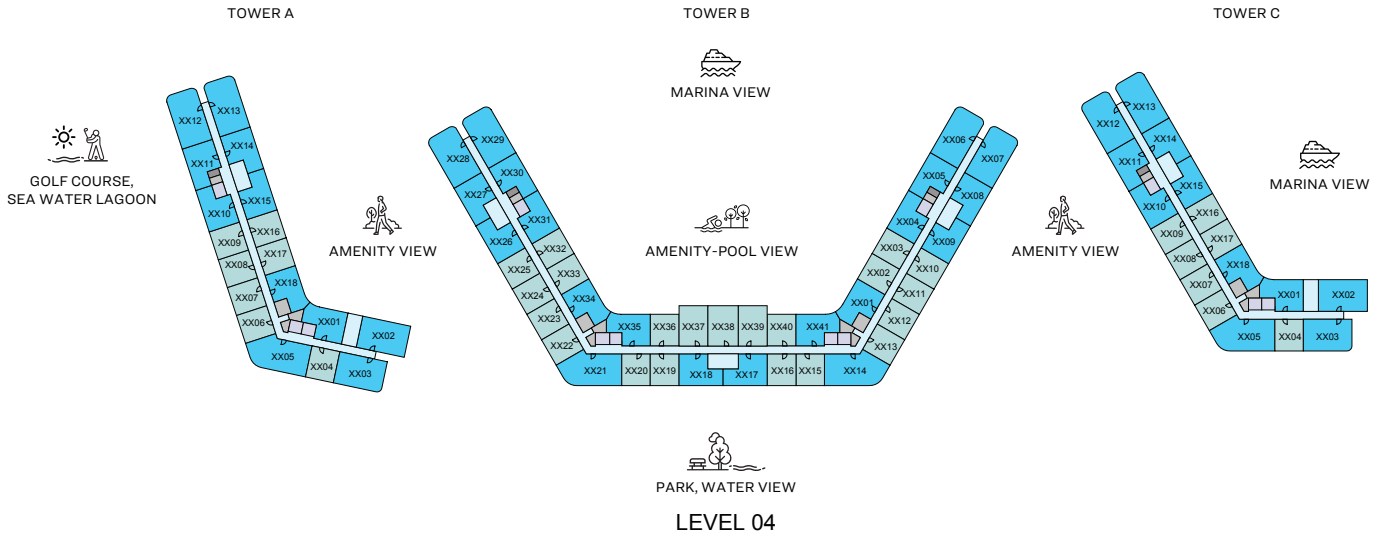
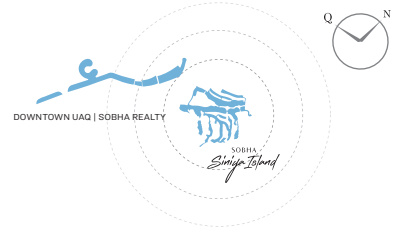
# BAYFRONT

MARINA RESIDENCES

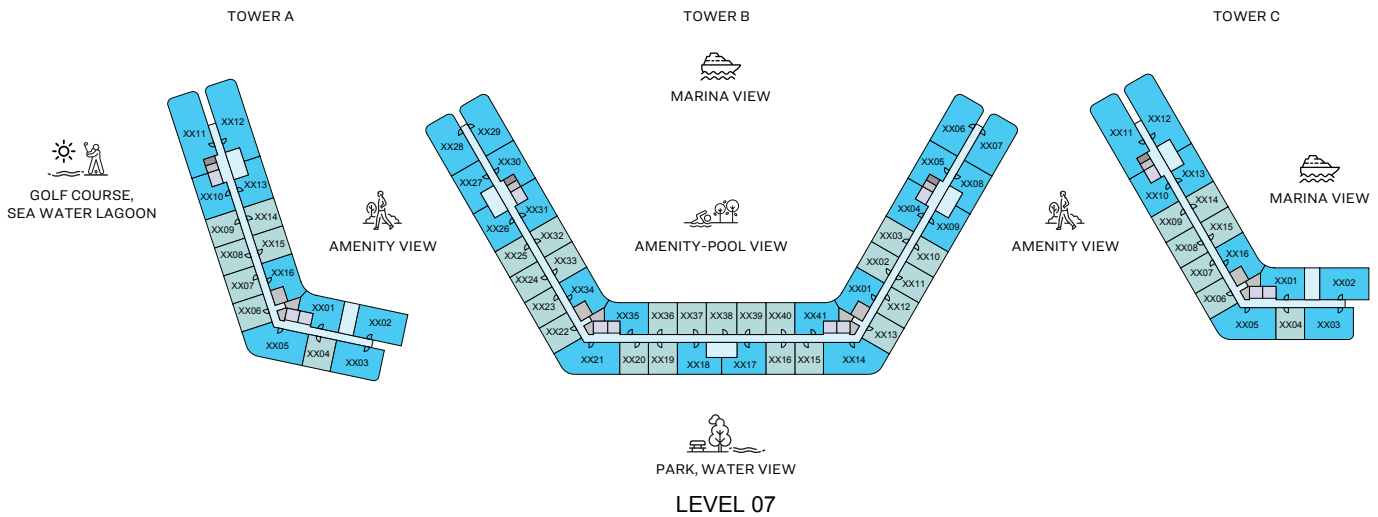
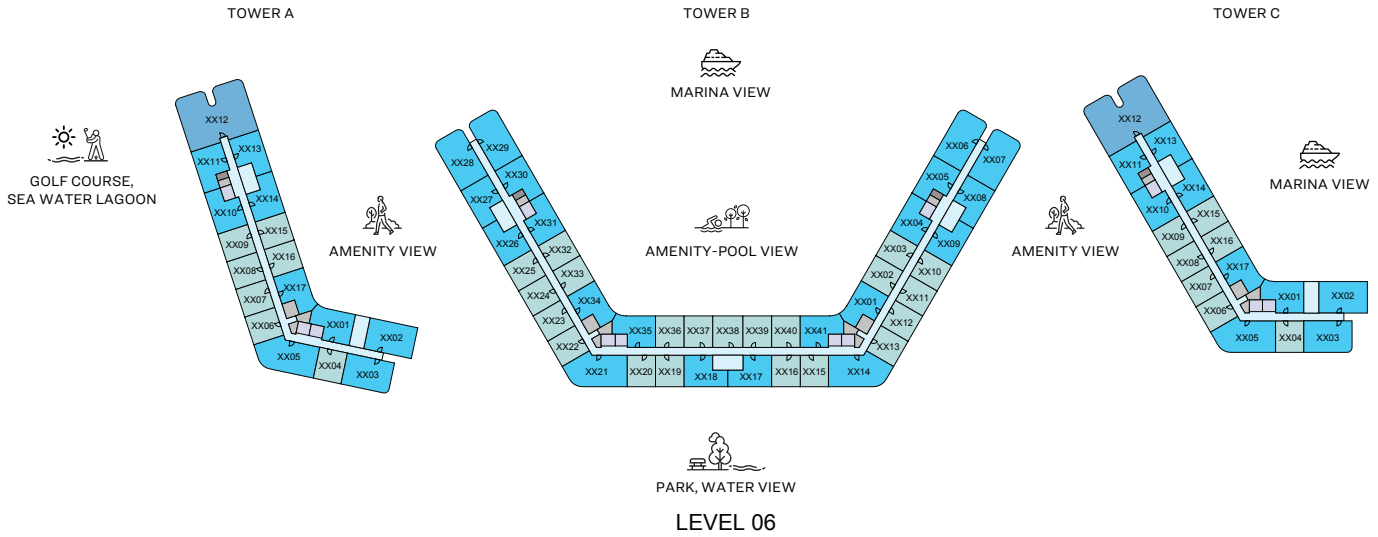
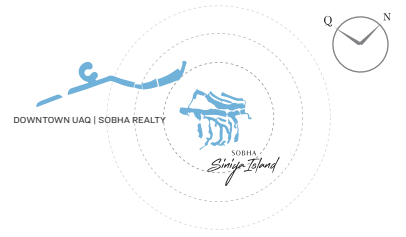
ACD: SEPTEMBER 2029



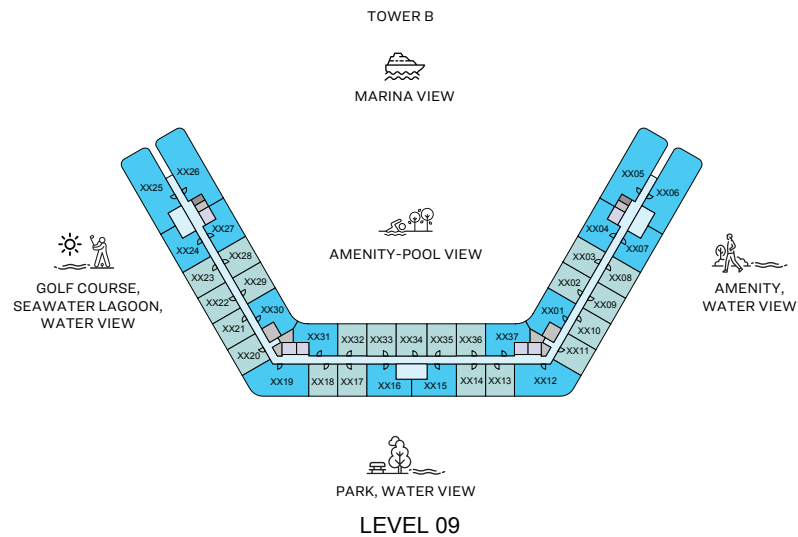
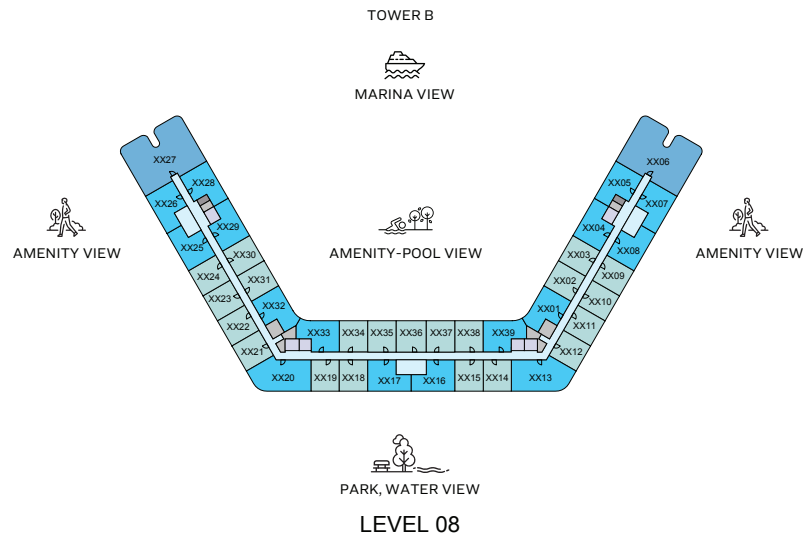
1 BED UNIT	PARKING	GARBAGE	LIFT
2 BED UNIT	CIRCULATION	SERVICES	AMENITIES




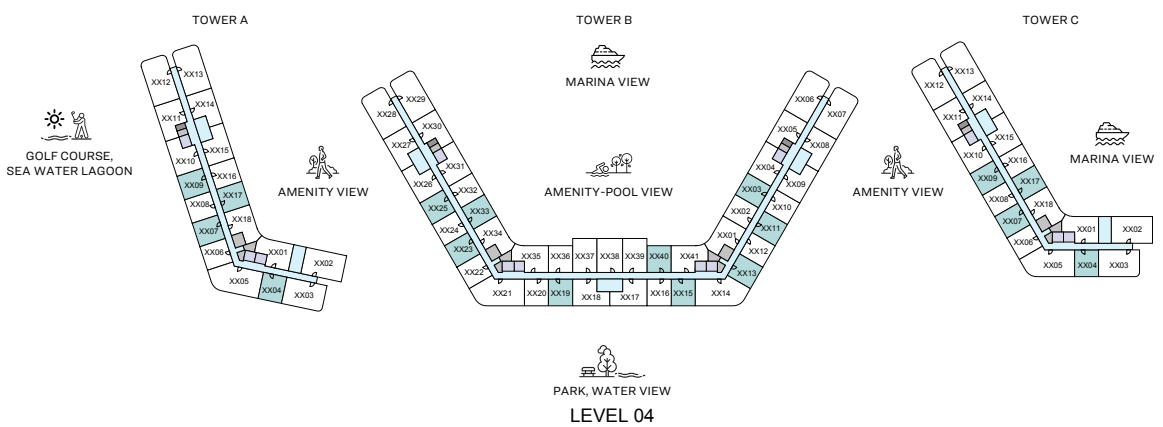
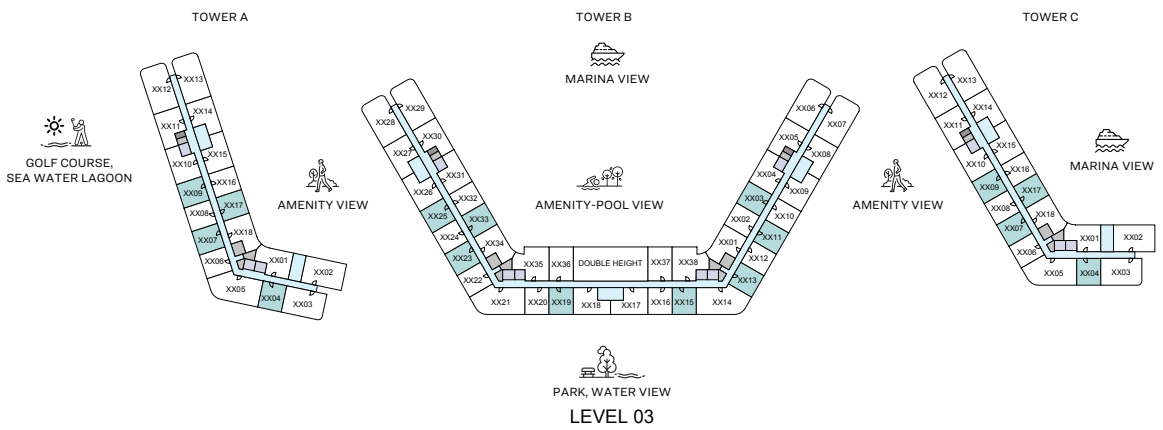
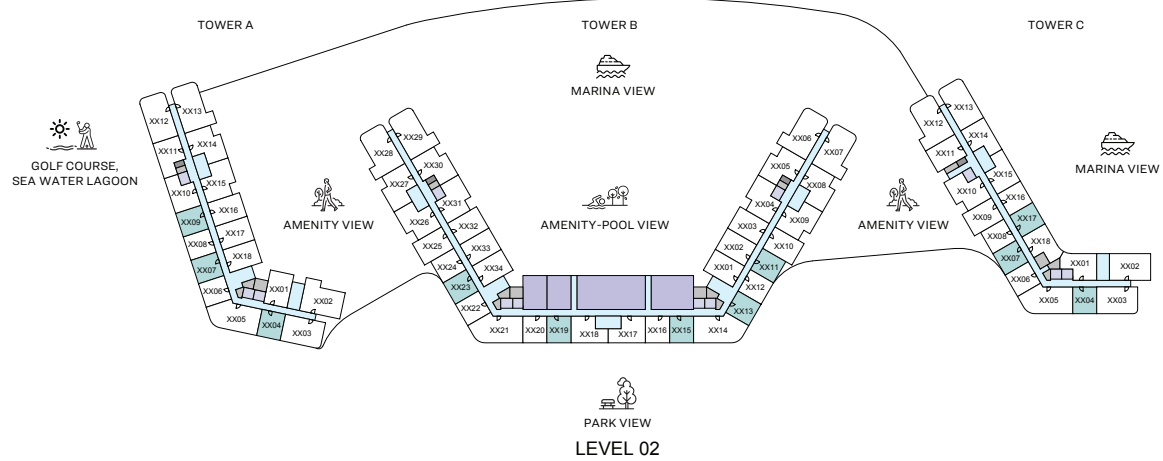
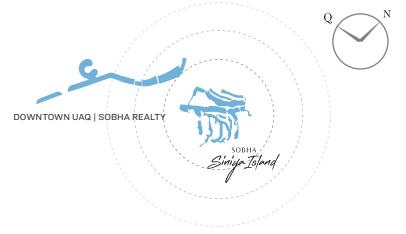
1 BED UNIT	PARKING	GARBAGE	LIFT
2 BED UNIT	CIRCULATION	SERVICES	



- |            |            |             |          |
|------------|------------|-------------|----------|
| 1 BED UNIT | 3 BED UNIT | CIRCULATION | SERVICES |
| 2 BED UNIT | PARKING    | GARBAGE     | LIFT     |



 1 BED UNIT	 3 BED UNIT	 CIRCULATION	 SERVICES
 2 BED UNIT	 PARKING	 GARBAGE	 LIFT



1  
BEDROOM  
APARTMENT

## TYPE A

(with powder room + balcony)

**TOTAL SALEABLE AREA**  
SUITE RANGE = 462.74 - 467.26 SQ.FT.  
BALCONY = 47.79 SQ.FT.  
TOTAL RANGE = 510.53 - 515.05 SQ.FT.

List of unit numbers with this unit plan:

### VIEWS

Amenity View  
A-317, A-417

Amenity, Pool View  
B-303

Amenity, Pool, Marina View  
B-333, B-403, B-433, B-440, B-503, B-533, B-537,  
B-538, B-540, B-603, B-633, B-637, B-638, B-640,  
B-703, B-733, B-737, B-738, B-740, B-803, B-831, B-835,  
B-836, B-838, B-903, B-929, B-933, B-934, B-936

Golf Course, park, Water View  
B-921

Golf Course, Sea Water Lagoon View  
A-207, A-209, A-307, A-309, A-407, A-409, A-507,  
A-509, A-607, A-609, A-707, A-709

Golf Course, Seawater Lagoon, Amenity, Water View  
B-923

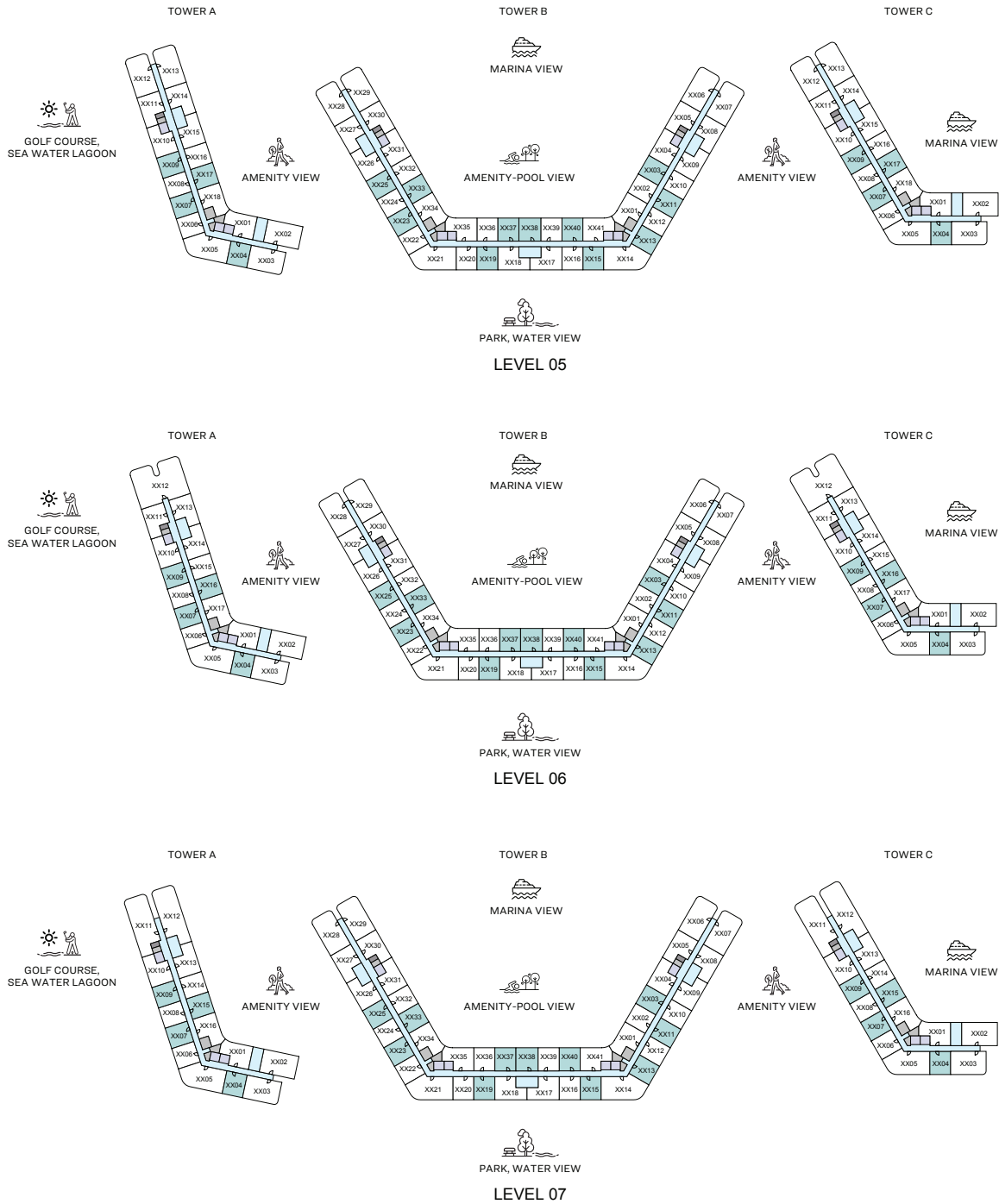
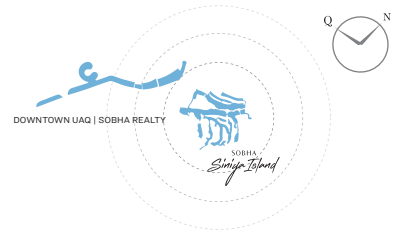
Marina View  
C-217, C-317, C-417,  
C-517, C-616, C-715

Marina, Amenity View  
A-517, A-616, A-715

Park  
A-204, B-211, B-213,  
B-215, B-219, B-223,  
C-204, C-207

Water, Amenity View  
B-325, C-309, B-425, C-409,  
B-525, C-509, B-625, C-609,  
B-725, C-709, B-824

Park, Water View  
A-304, B-311, B-313, B-315, B-319, B-323, C-304, C-307,  
A-404, B-411, B-413, B-415, B-419, B-423, C-404, C-407,  
A-504, B-511, B-513, B-515, B-519, B-523, C-504, C-507,  
A-604, B-611, B-613, B-615, B-619, B-623, C-604, C-607,  
A-704, B-711, B-713, B-715, B-719, B-723, C-704, C-707,  
B-810, B-812, B-814, B-818, B-822, B-909, B-911, B-913, B-917



1  
BEDROOM  
APARTMENT

## TYPE A

(with powder room + balcony)

**TOTAL SALEABLE AREA**  
SUITE RANGE = 462.74 - 467.26 SQ.FT.  
BALCONY = 47.79 SQ.FT.  
TOTAL RANGE = 510.53 - 515.05 SQ.FT.

List of unit numbers with this unit plan:

### VIEWS

Amenity View  
A-317, A-417

Amenity, Pool View  
B-303

Amenity, Pool, Marina View  
B-333, B-403, B-433, B-440, B-503, B-533, B-537,  
B-538, B-540, B-603, B-633, B-637, B-638, B-640,  
B-703, B-733, B-737, B-738, B-740, B-803, B-831, B-835,  
B-836, B-838, B-903, B-929, B-933, B-934, B-936

Golf Course, park, Water View  
B-921

Golf Course, Sea Water Lagoon View  
A-207, A-209, A-307, A-309, A-407, A-409, A-507,  
A-509, A-607, A-609, A-707, A-709

Golf Course, Seawater Lagoon, Amenity, Water View  
B-923

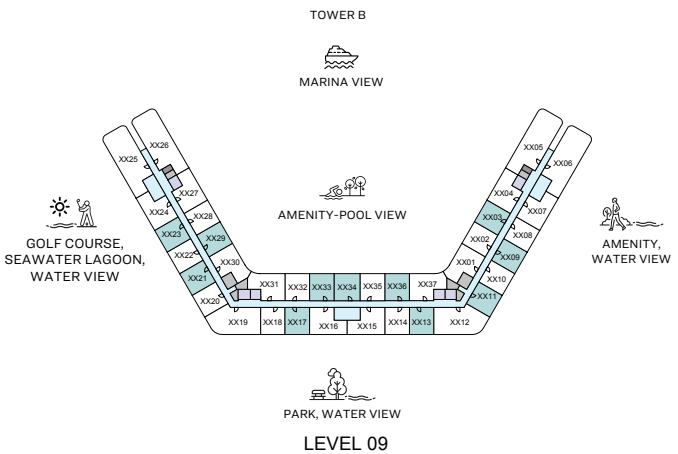
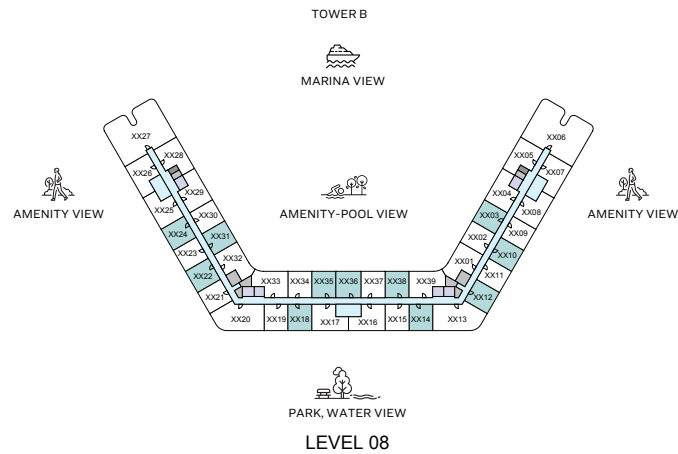
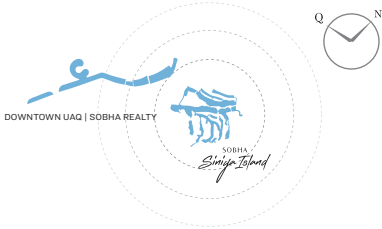
Marina View  
C-217, C-317, C-417,  
C-517, C-616, C-715

Marina, Amenity View  
A-517, A-616, A-715

Park  
A-204, B-211, B-213,  
B-215, B-219, B-223,  
C-204, C-207

Water, Amenity View  
B-325, C-309, B-425, C-409,  
B-525, C-509, B-625, C-609,  
B-725, C-709, B-824

Park, Water View  
A-304, B-311, B-313, B-315, B-319, B-323, C-304, C-307,  
A-404, B-411, B-413, B-415, B-419, B-423, C-404, C-407,  
A-504, B-511, B-513, B-515, B-519, B-523, C-504, C-507,  
A-604, B-611, B-613, B-615, B-619, B-623, C-604, C-607,  
A-704, B-711, B-713, B-715, B-719, B-723, C-704, C-707,  
B-810, B-812, B-814, B-818, B-822, B-909, B-911, B-913, B-917



1  
BEDROOM  
APARTMENT

## TYPE A

(with powder room + balcony)

**TOTAL SALEABLE AREA**  
SUITE RANGE = 462.74 - 467.26 SQ.FT.  
BALCONY = 47.79 SQ.FT.  
TOTAL RANGE = 510.53 - 515.05 SQ.FT.

List of unit numbers with this unit plan:

### VIEWS

Amenity View  
A-317, A-417

Amenity, Pool View  
B-303

Amenity, Pool, Marina View  
B-333, B-403, B-433, B-440, B-503, B-533, B-537,  
B-538, B-540, B-603, B-633, B-637, B-638, B-640,  
B-703, B-733, B-737, B-738, B-740, B-803, B-831, B-835,  
B-836, B-838, B-903, B-929, B-933, B-934, B-936

Golf Course, park, Water View  
B-921

Golf Course, Sea Water Lagoon View  
A-207, A-209, A-307, A-309, A-407, A-409, A-507,  
A-509, A-607, A-609, A-707, A-709

Golf Course, Seawater Lagoon, Amenity, Water View  
B-923

Marina View  
C-217, C-317, C-417,  
C-517, C-616, C-715

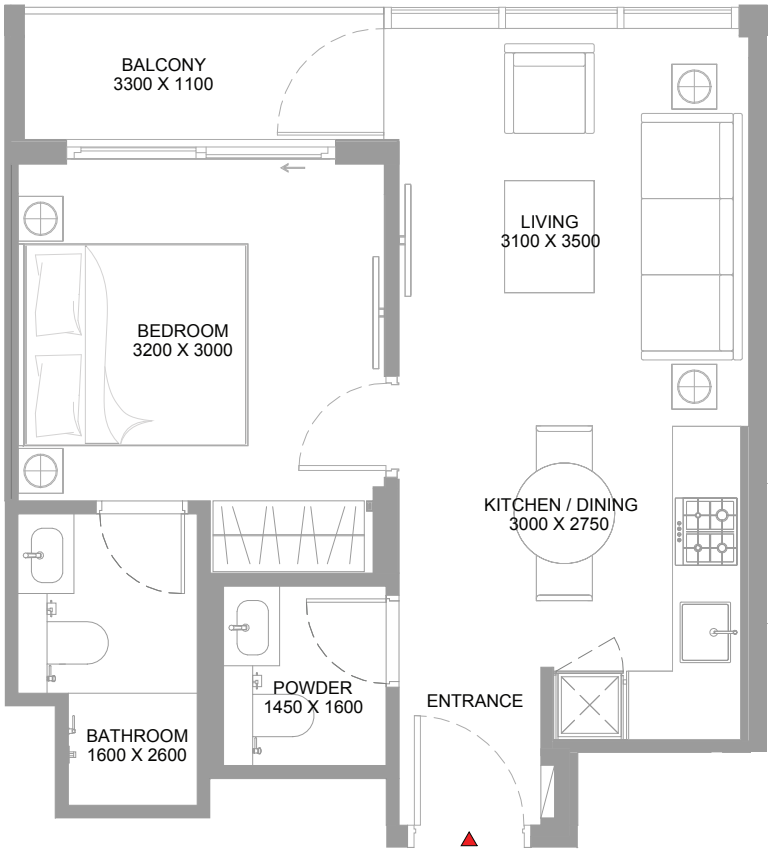
Marina, Amenity View  
A-517, A-616, A-715

Park  
A-204, B-211, B-213,  
B-215, B-219, B-223,  
C-204, C-207

Water, Amenity View  
B-325, C-309, B-425, C-409,  
B-525, C-509, B-625, C-609,  
B-725, C-709, B-824

Park, Water View  
A-304, B-311, B-313, B-315, B-319, B-323, C-304, C-307,  
A-404, B-411, B-413, B-415, B-419, B-423, C-404, C-407,  
A-504, B-511, B-513, B-515, B-519, B-523, C-504, C-507,  
A-604, B-611, B-613, B-615, B-619, B-623, C-604, C-607,  
A-704, B-711, B-713, B-715, B-719, B-723, C-704, C-707,  
B-810, B-812, B-814, B-818, B-822, B-909, B-911, B-913, B-917





1  
BEDROOM  
APARTMENT

TYPE A  
(with powder room + balcony)

TOTAL SALEABLE AREA  
SUITE RANGE = 462.74 - 467.26 SQ.FT.  
BALCONY = 47.79 SQ.FT.  
TOTAL RANGE = 510.53 - 515.05 SQ.FT.

List of unit numbers with this unit plan:

VIEWS

- Amenity View  
A-317, A-417

Amenity, Pool View  
B-303
- Amenity, Pool, Marina View  
B-333, B-403, B-433, B-440, B-503, B-533, B-537,  
B-538, B-540, B-603, B-633, B-637, B-638, B-640,  
B-703, B-733, B-737, B-738, B-740, B-803, B-831, B-835,  
B-836, B-838, B-903, B-929, B-933, B-934, B-936

Golf Course, park, Water View  
B-921

Golf Course, Sea Water Lagoon View  
A-207, A-209, A-307, A-309, A-407, A-409, A-507,  
A-509, A-607, A-609, A-707, A-709

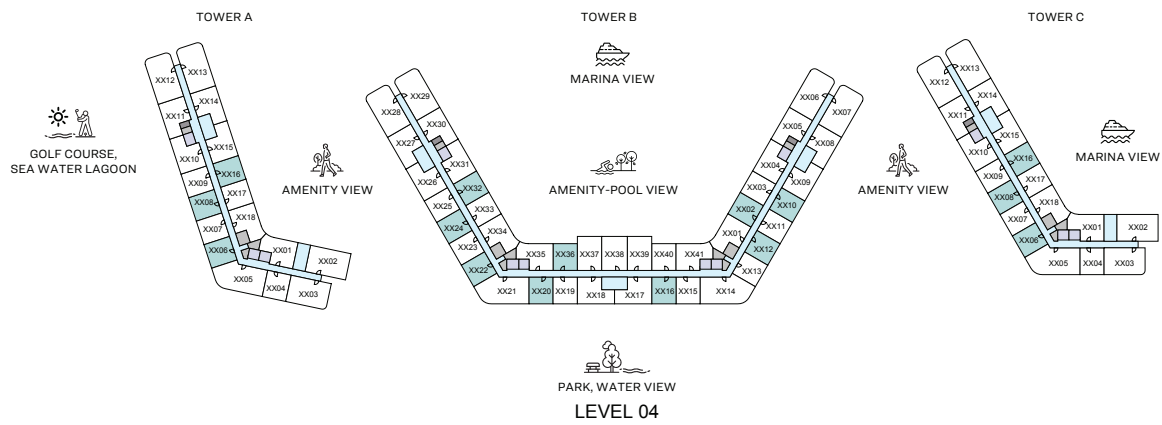
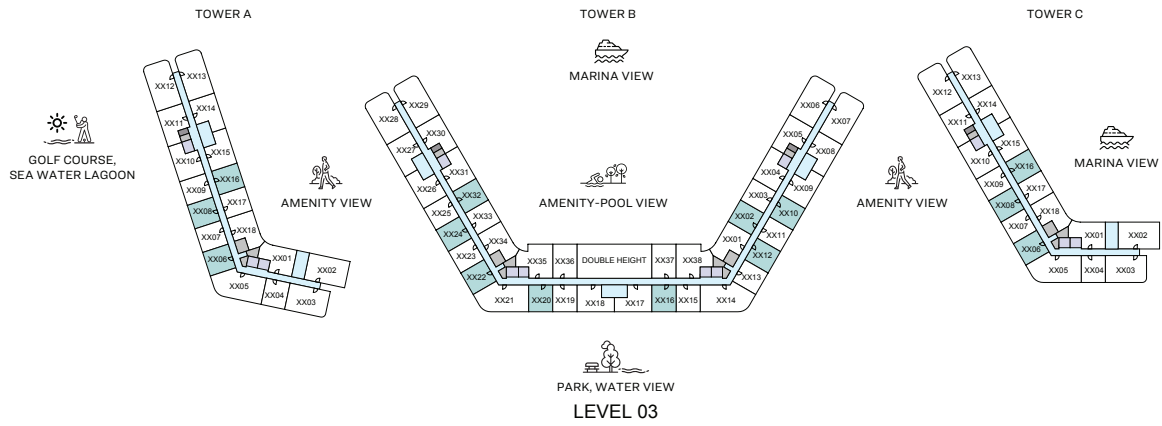
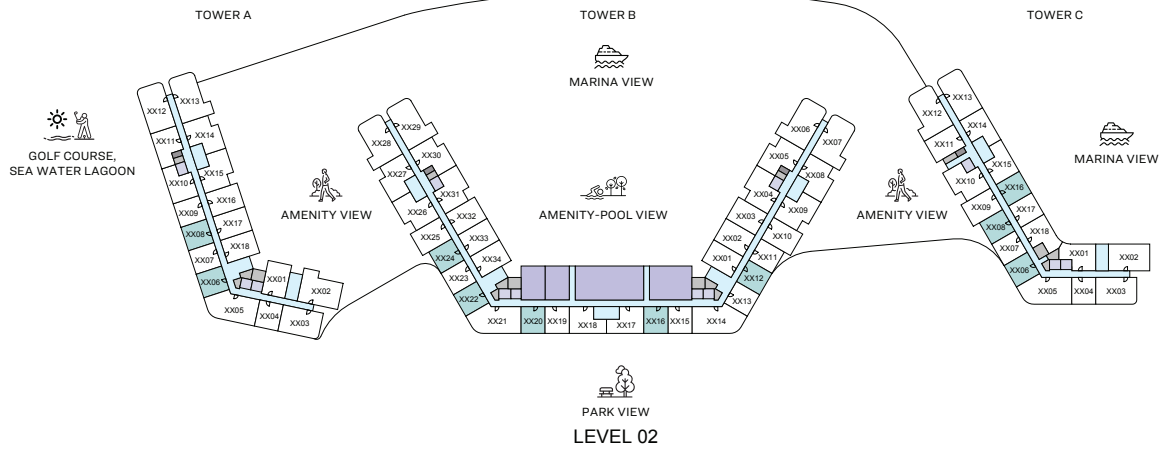
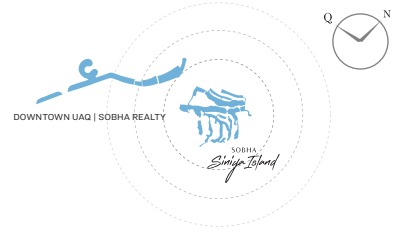
- Golf Course, Seawater Lagoon, Amenity, Water View  
B-923

Marina View  
C-217, C-317, C-417,  
C-517, C-616, C-715

Park  
A-204, B-211, B-213,  
B-215, B-219, B-223,  
C-204, C-207

Park, Water View  
A-304, B-311, B-313, B-315, B-319, B-323, C-304, C-307,  
A-404, B-411, B-413, B-415, B-419, B-423, C-404, C-407,  
A-504, B-511, B-513, B-515, B-519, B-523, C-504, C-507,  
A-604, B-611, B-613, B-615, B-619, B-623, C-604, C-607,  
A-704, B-711, B-713, B-715, B-719, B-723, C-704, C-707,  
B-810, B-812, B-814, B-818, B-822, B-909, B-911, B-913, B-917
- Marina, Amenity View  
A-517, A-616, A-715

Water, Amenity View  
B-325, C-309, B-425, C-409,  
B-525, C-509, B-625, C-609,  
B-725, C-709, B-824



1  
BEDROOM  
APARTMENT

## TYPE A VARIANT 1

(with powder room + balcony)

**TOTAL SALEABLE AREA**  
SUITE RANGE = 462.85 - 466.72 SQ.FT.  
BALCONY RANGE = 47.25 - 47.79 SQ.FT.  
TOTAL RANGE = 510.64 - 514.51 SQ.FT.

List of unit numbers with this unit plan:

### VIEWS

Amenity View  
A-316, A-416

Amenity, Pool View  
B-302

Amenity, Pool, Marina View  
B-332, B-402, B-432, B-436, B-502, B-532, B-536,  
B-539, B-602, B-632, B-636, B-639, B-702, B-732, B-736,  
B-739, B-802, B-830, B-834, B-837, B-902, B-928,  
B-932, B-935

Golf Course, park, Water View  
B-920

Golf Course, Sea Water Lagoon View  
A-206, A-208, A-306, A-308, A-406, A-408, A-506,  
A-508, A-606, A-608, A-706, A-708

Golf Course, Seawater Lagoon, Amenity, Water View  
B-922

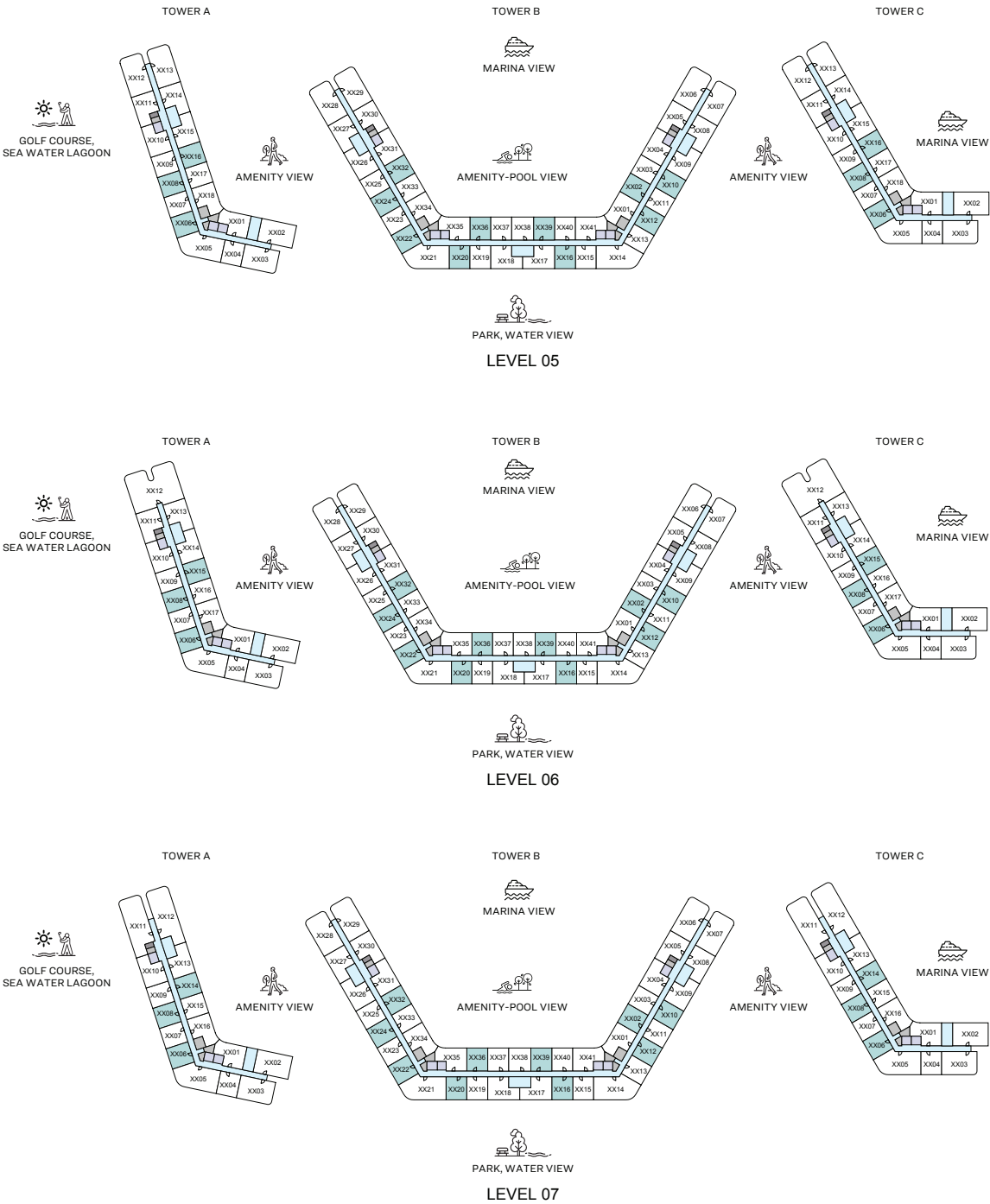
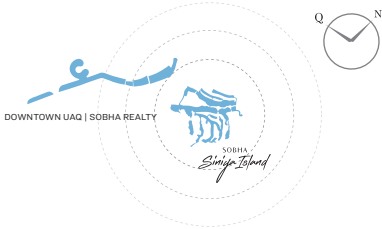
Marina View  
C-216, C-316, C-416,  
C-516, C-615, C-714

Marina, Amenity View  
A-516, A-615, A-714

Park  
B-212, B-216, B-220,  
B-222, B-224, C-206,  
C-208

Water, Amenity View  
B-908

Park, Water View  
B-310, B-312, B-316, B-320, B-322, B-324, C-306, C-308,  
B-410, B-412, B-416, B-420, B-422, B-424, C-406, C-408,  
B-510, B-512, B-516, B-520, B-522, B-524, C-506, C-508,  
B-610, B-612, B-616, B-620, B-622, B-624, C-606, C-608,  
B-710, B-712, B-716, B-720, B-722, B-724, C-706, C-708,  
B-809, B-811, B-815, B-819, B-821, B-823, B-910, B-918



1  
BEDROOM  
APARTMENT

TYPE A  
VARIANT 1  
(with powder room + balcony)

TOTAL SALEABLE AREA  
SUITE RANGE = 462.85 - 466.72 SQ.FT.  
BALCONY RANGE = 47.25 - 47.79 SQ.FT.  
TOTAL RANGE = 510.64 - 514.51 SQ.FT.

List of unit numbers with this unit plan:

VIEWS

- Amenity View  
A-316, A-416
- Amenity, Pool View  
B-302
- Amenity, Pool, Marina View  
B-332, B-402, B-432, B-436, B-502, B-532, B-536, B-539, B-602, B-632, B-636, B-639, B-702, B-732, B-736, B-739, B-802, B-830, B-834, B-837, B-902, B-928, B-932, B-935
- Golf Course, park, Water View  
B-920
- Golf Course, Sea Water Lagoon View  
A-206, A-208, A-306, A-308, A-406, A-408, A-506, A-508, A-606, A-608, A-706, A-708

Golf Course, Seawater Lagoon, Amenity, Water View  
B-922

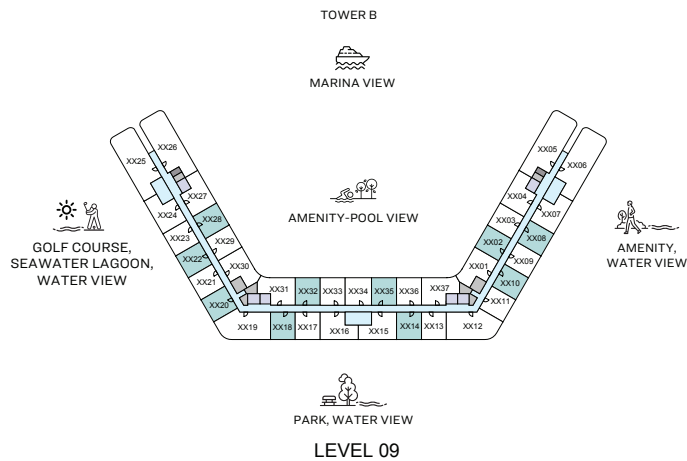
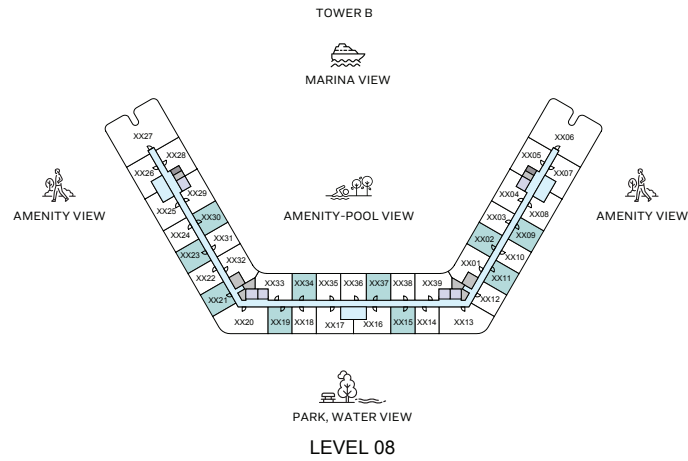
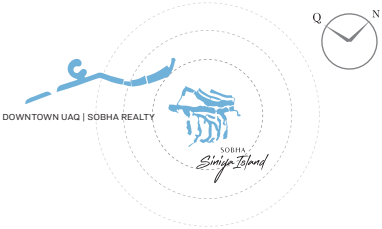
Marina View  
C-216, C-316, C-416, C-516, C-615, C-714

Marina, Amenity View  
A-516, A-615, A-714

Park  
B-212, B-216, B-220, B-222, B-224, C-206, C-208

Water, Amenity View  
B-908

Park, Water View  
B-310, B-312, B-316, B-320, B-322, B-324, C-306, C-308, B-410, B-412, B-416, B-420, B-422, B-424, C-406, C-408, B-510, B-512, B-516, B-520, B-522, B-524, C-506, C-508, B-610, B-612, B-616, B-620, B-622, B-624, C-606, C-608, B-710, B-712, B-716, B-720, B-722, B-724, C-706, C-708, B-809, B-811, B-815, B-819, B-821, B-823, B-910, B-918



1  
BEDROOM  
APARTMENT

## TYPE A VARIANT 1

(with powder room + balcony)

**TOTAL SALEABLE AREA**  
SUITE RANGE = 462.85 - 466.72 SQ.FT.  
BALCONY RANGE = 47.25 - 47.79 SQ.FT.  
TOTAL RANGE = 510.64 - 514.51 SQ.FT.

List of unit numbers with this unit plan:

### VIEWS

Amenity View  
A-316, A-416

Amenity, Pool View  
B-302

Amenity, Pool, Marina View  
B-332, B-402, B-432, B-436, B-502, B-532, B-536,  
B-539, B-602, B-632, B-636, B-639, B-702, B-732, B-736,  
B-739, B-802, B-830, B-834, B-837, B-902, B-928,  
B-932, B-935

Golf Course, park, Water View  
B-920

Golf Course, Sea Water Lagoon View  
A-206, A-208, A-306, A-308, A-406, A-506, A-508,  
A-606, A-608, A-706, A-708

Golf Course, Seawater Lagoon, Amenity, Water View  
B-922

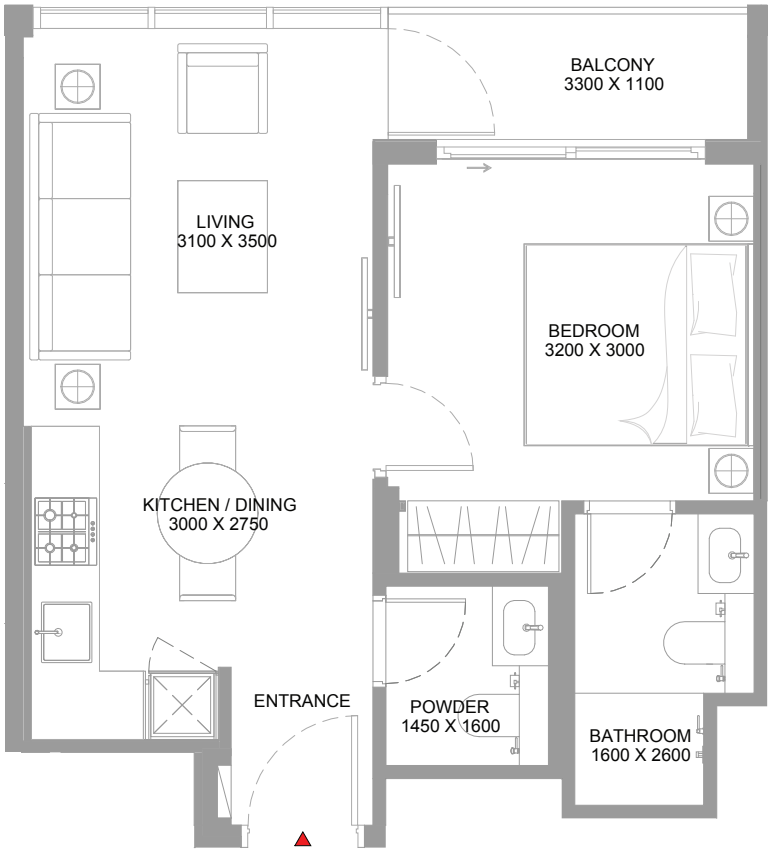
Marina View  
C-216, C-316, C-416,  
C-516, C-615, C-714

Marina, Amenity View  
A-516, A-615, A-714

Park  
B-212, B-216, B-220,  
B-222, B-224, C-206,  
C-208

Water, Amenity View  
B-908

Park, Water View  
B-310, B-312, B-316, B-320, B-322, B-324, C-306, C-308,  
B-410, B-412, B-416, B-420, B-422, B-424, C-406, C-408,  
B-510, B-512, B-516, B-520, B-522, B-524, C-506, C-508,  
B-610, B-612, B-616, B-620, B-622, B-624, C-606, C-608,  
B-710, B-712, B-716, B-720, B-722, B-724, C-706, C-708,  
B-809, B-811, B-815, B-819, B-821, B-823, B-910, B-914, B-918



1  
BEDROOM  
APARTMENT

TYPE A  
VARIANT 1  
(with powder room + balcony)

TOTAL SALEABLE AREA  
SUITE RANGE = 462.85 - 466.72 SQ.FT.  
BALCONY RANGE = 47.25 - 47.79 SQ.FT.  
TOTAL RANGE = 510.64 - 514.51 SQ.FT.

List of unit numbers with this unit plan:

VIEWS

- Amenity View  
A-316, A-416

Amenity, Pool View  
B-302
- Amenity, Pool, Marina View  
B-332, B-402, B-432, B-436, B-502, B-532, B-536,  
B-539, B-602, B-632, B-636, B-639, B-702, B-732, B-736,  
B-739, B-802, B-830, B-834, B-837, B-902, B-928,  
B-932, B-935

Golf Course, park, Water View  
B-920

Golf Course, Sea Water Lagoon View  
A-206, A-208, A-306, A-308, A-406, A-408, A-506,  
A-508, A-606, A-608, A-706, A-708

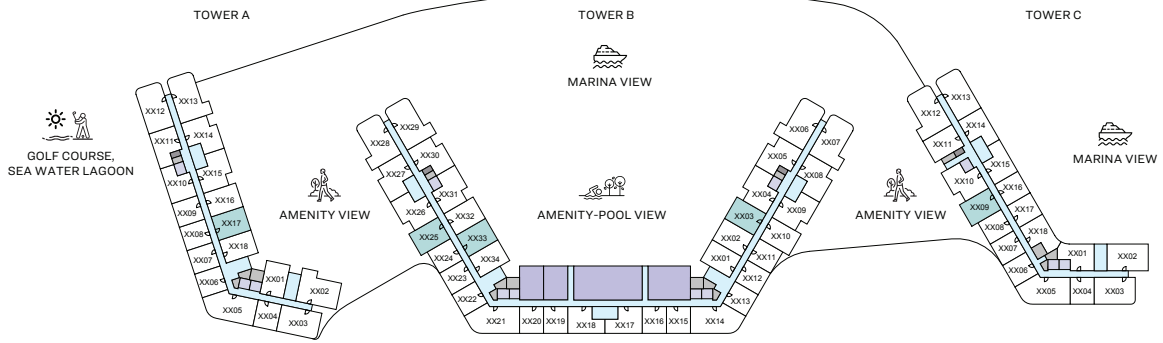
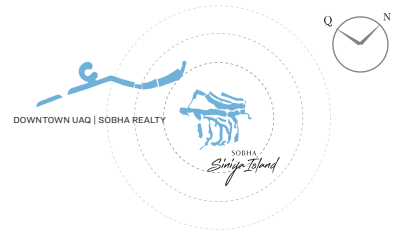
- Golf Course, Seawater Lagoon, Amenity, Water View  
B-922

Marina View  
C-216, C-316, C-416,  
C-516, C-615, C-714

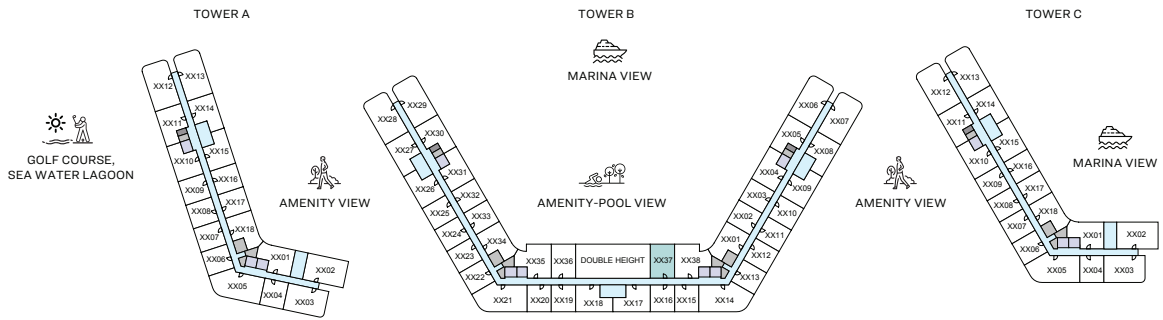
Park  
B-212, B-216, B-220,  
B-222, B-224, C-206,  
C-208

Park, Water View  
B-310, B-312, B-316, B-320, B-322, B-324, C-306, C-308,  
B-410, B-412, B-416, B-420, B-422, B-424, C-406, C-408,  
B-510, B-512, B-516, B-520, B-522, B-524, C-506, C-508,  
B-610, B-612, B-616, B-620, B-622, B-624, C-606, C-608,  
B-710, B-712, B-716, B-720, B-722, B-724, C-706, C-708,  
B-809, B-811, B-815, B-819, B-821, B-823, B-910, B-914, B-918
- Marina, Amenity View  
A-516, A-615, A-714

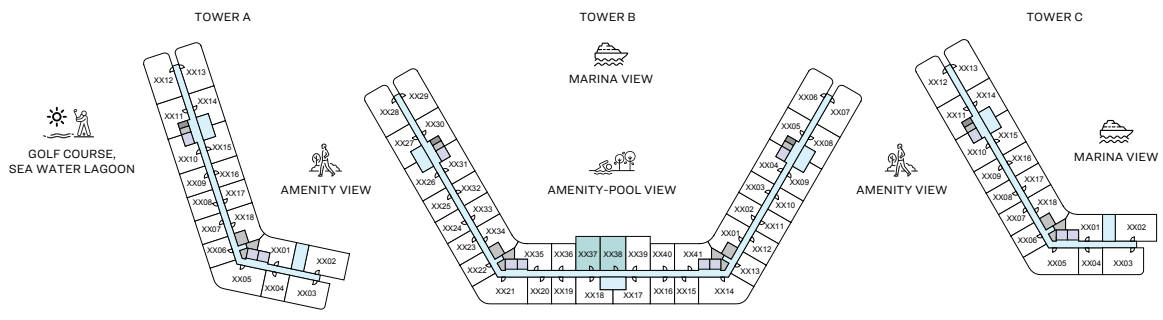
Water, Amenity View  
B-908



PARK VIEW  
LEVEL 02



PARK, WATER VIEW  
LEVEL 03



PARK, WATER VIEW  
LEVEL 04

1  
BEDROOM  
APARTMENT

## TYPE B

(with powder room + terrace)

### TOTAL SALEABLE AREA

SUITE RANGE = 509.13 - 513.12 SQ.FT.

TERRACE RANGE = 148.76 - 151.13 SQ.FT.

TOTAL RANGE = 658.21 - 664.24 SQ.FT.

List of unit numbers with this unit plan:

### VIEWS

Amenity View

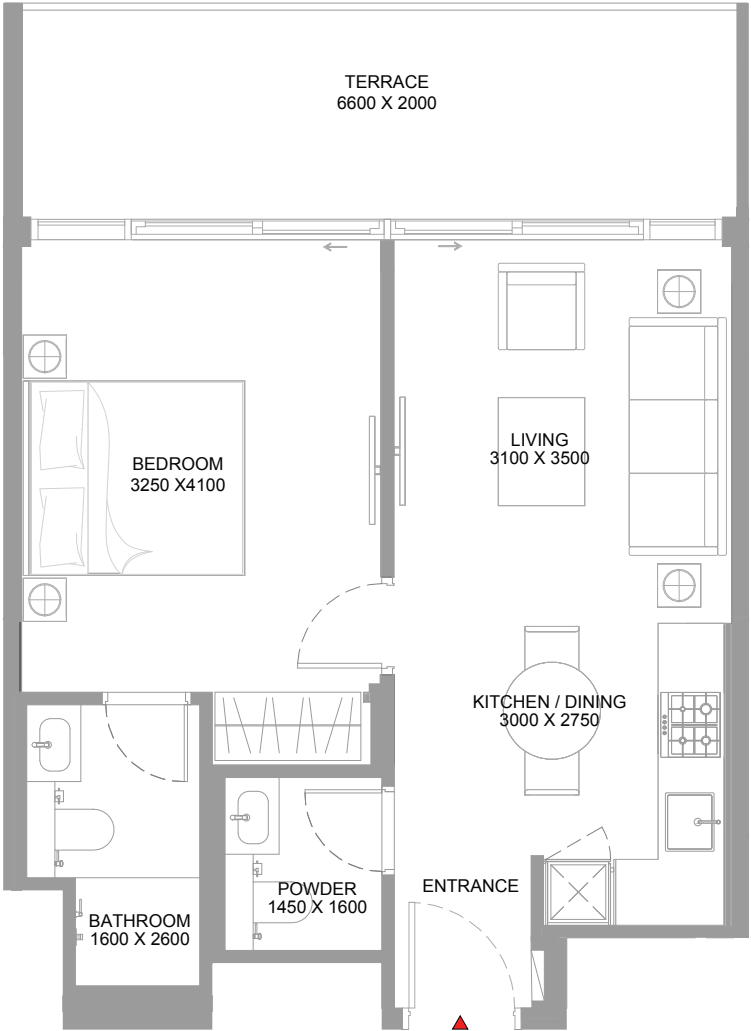
A-217, B-225, C-209

Amenity, Pool, Marina View

B-437, B-438

Amenity, Pool View

B-203, B-233, B-337



# 1

BEDROOM  
APARTMENT

## TYPE B

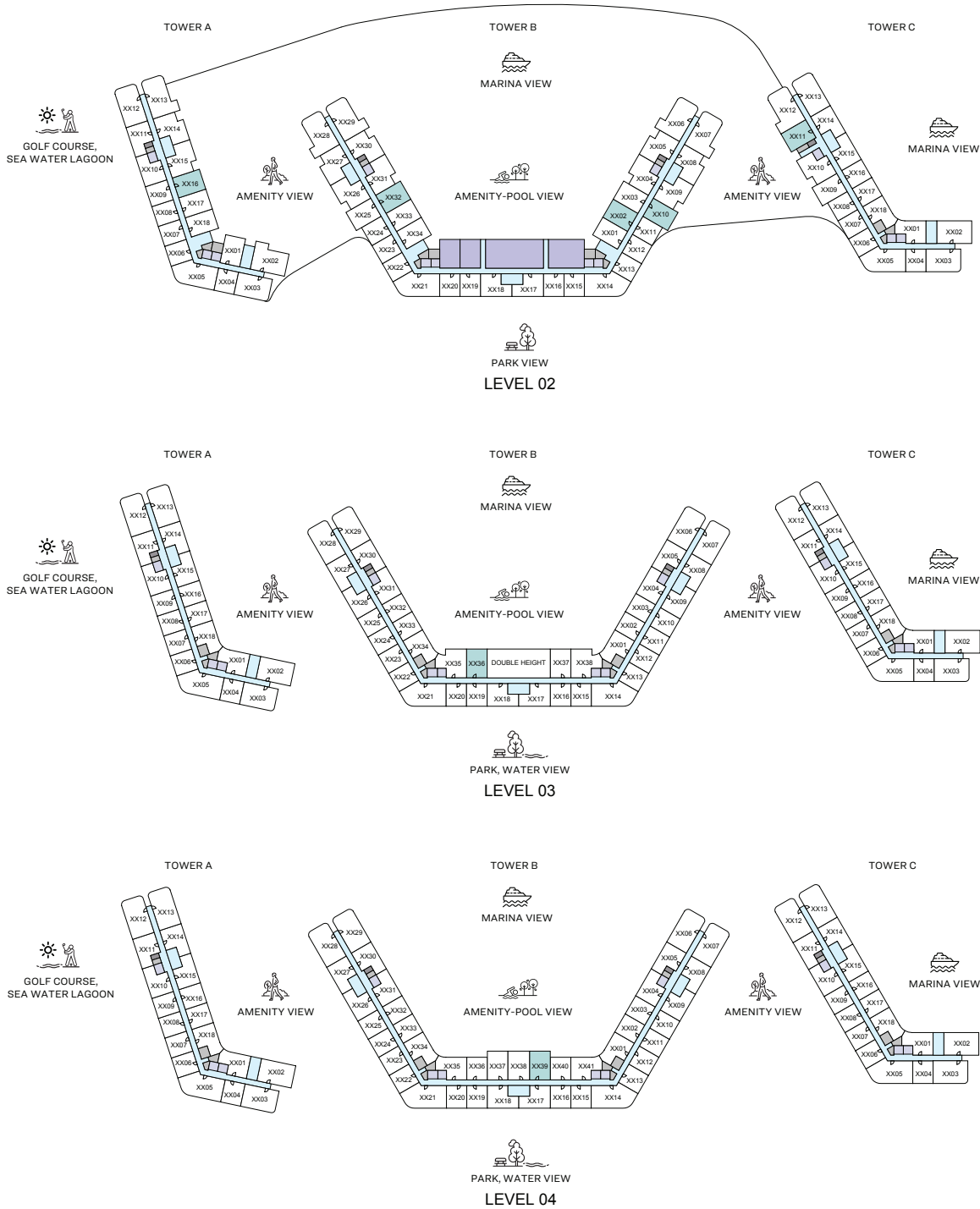
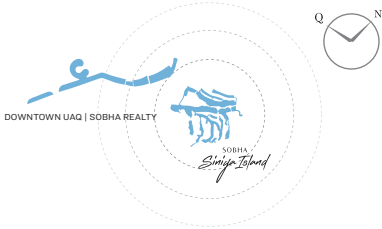
(with powder room + terrace)

**TOTAL SALEABLE AREA**  
SUITE RANGE = 509.13 - 513.12 SQ.FT.  
TERRACE RANGE = 148.76 - 151.13 SQ.FT.  
TOTAL RANGE = 658.21 - 664.24 SQ.FT.

List of unit numbers with this unit plan:

### VIEWS

- Amenity View  
A-217, B-225, C-209
- Amenity, Pool, Marina View  
B-437, B-438
- Amenity, Pool View  
B-203, B-233, B-337



1  
BEDROOM  
APARTMENT

## TYPE B VARIANT 1

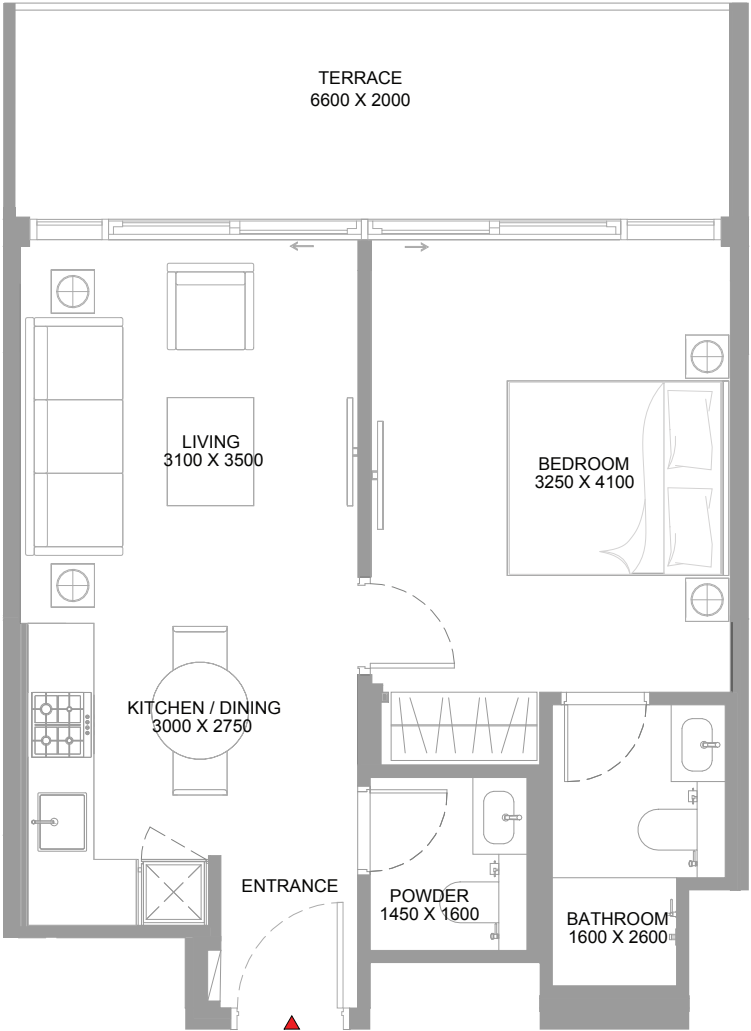
(with powder room + terrace)

**TOTAL SALEABLE AREA**  
SUITE RANGE = 509.56 - 511.93 SQ.FT.  
TERRACE RANGE = 147.68 - 151.13 SQ.FT.  
TOTAL RANGE = 659.40 - 661.12 SQ.FT.

List of unit numbers with this unit plan:

VIEWS	
Amenity View A-216, C-211	Amenity, Pool, Marina View B-439
Amenity, Pool View B-202 B-232 B-336	Park B-210





1  
BEDROOM  
APARTMENT

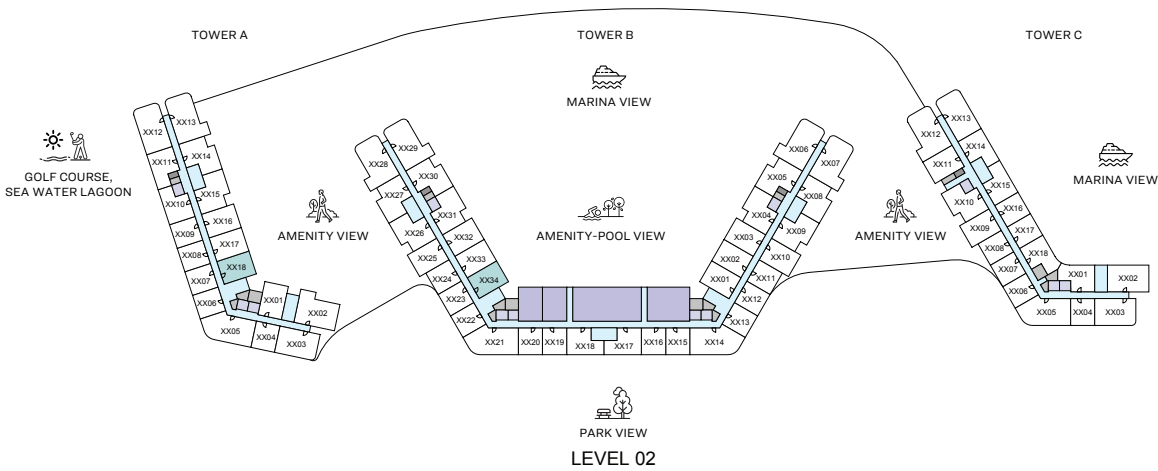
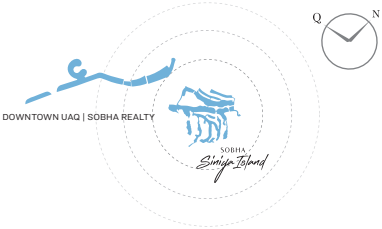
TYPE B  
VARIANT 1  
(with powder room + terrace)

TOTAL SALEABLE AREA  
SUITE RANGE = 509.56 - 511.93 SQ.FT.  
TERRACE RANGE = 147.68 - 151.13 SQ.FT.  
TOTAL RANGE = 659.40 - 661.12 SQ.FT.

List of unit numbers with this unit plan:

VIEWS

Amenity View A-216, C-211	Amenity, Pool, Marina View B-439
Amenity, Pool View B-202 B-232 B-336	Park B-210



# 1

BEDROOM  
APARTMENT

## TYPE C

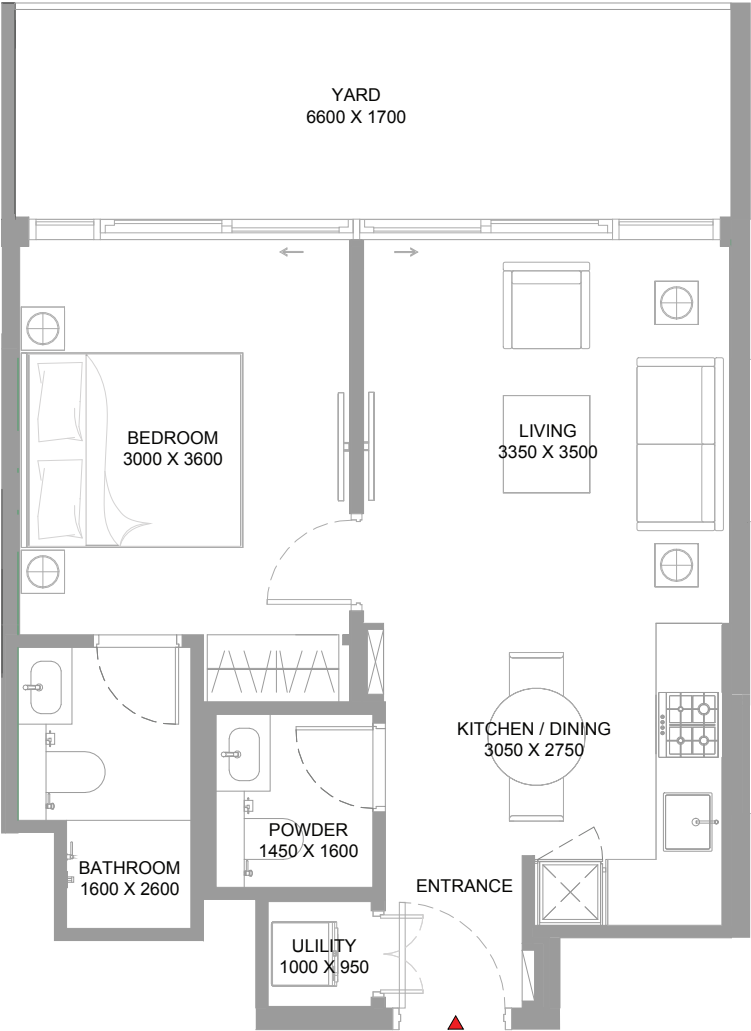
(with powder room + yard)

**TOTAL SALEABLE AREA**  
SUITE = 501.71 SQ.FT.  
YARD RANGE = 150.91 - 151.13 SQ.FT.  
TOTAL RANGE = 652.62 - 652.83 SQ.FT.

List of unit numbers with this unit plan:

### VIEWS

- Amenity  
A-218
- Amenity, Pool View  
B-234



# 1

BEDROOM  
APARTMENT

## TYPE C

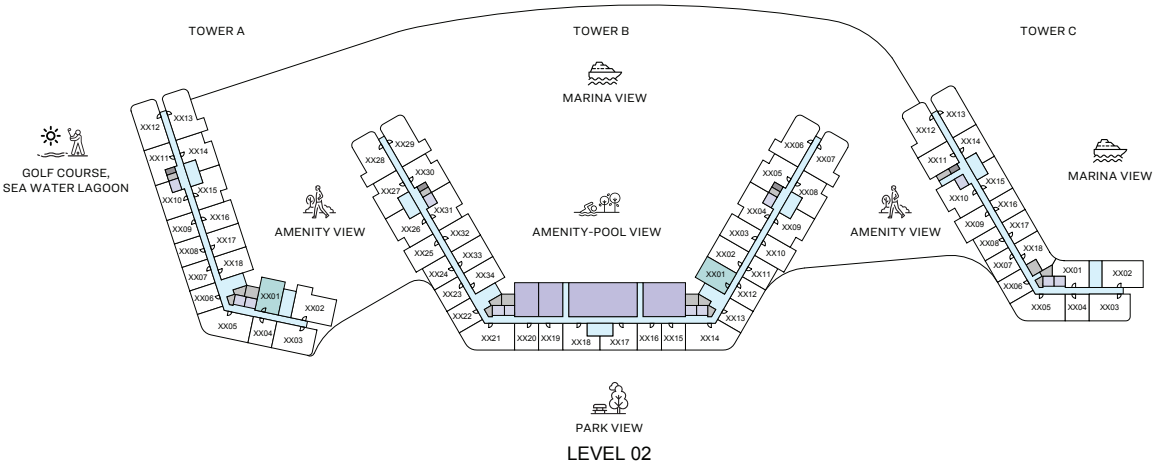
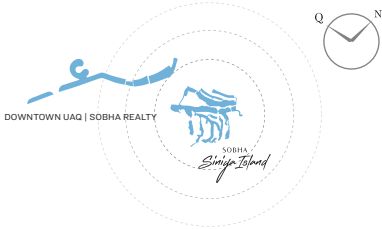
(with powder room + yard)

**TOTAL SALEABLE AREA**  
SUITE = 501.71 SQ.FT.  
YARD RANGE = 150.91 - 151.13 SQ.FT.  
TOTAL RANGE = 652.62 - 652.83 SQ.FT.

List of unit numbers with this unit plan:

### VIEWS

- Amenity  
A-218
- Amenity, Pool View  
B-234



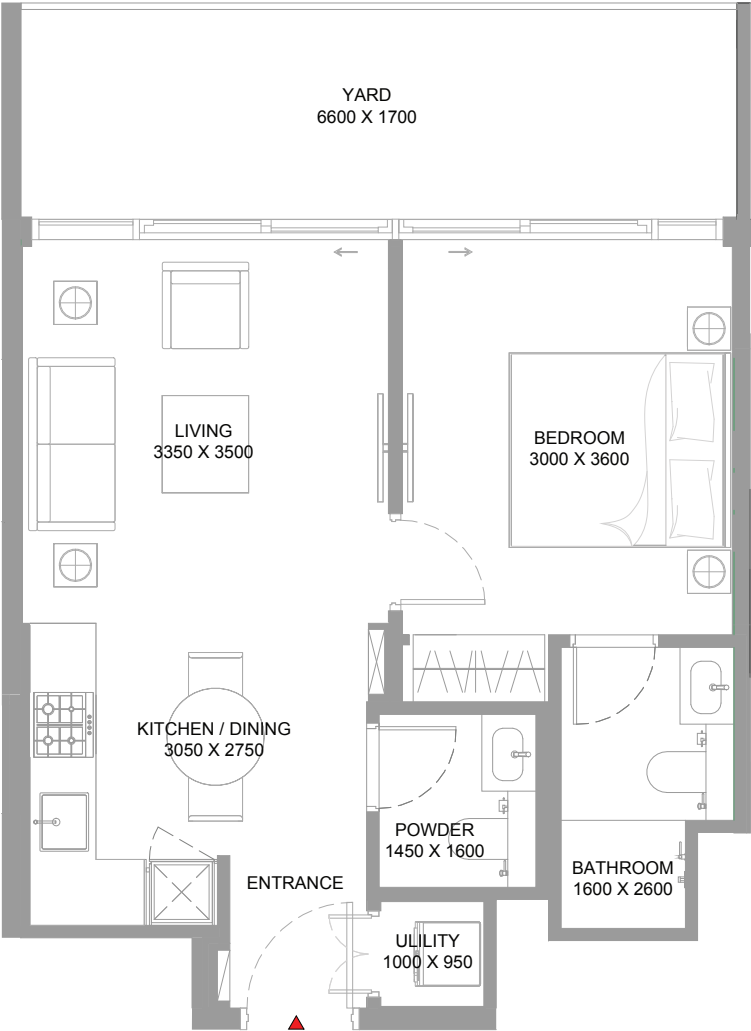
1  
BEDROOM  
APARTMENT

TYPE C  
VARIANT 1  
(with powder room + yard)

TOTAL SALEABLE AREA  
SUITE RANGE = 500.31 - 509.24 SQ.FT.  
YARD RANGE = 150.80 - 151.13 SQ.FT.  
TOTAL RANGE = 651.43 - 660.04 SQ.FT.

List of unit numbers with this unit plan:

- VIEWS
- Amenity  
A-201
- Amenity, Pool View  
B-201



1  
BEDROOM  
APARTMENT

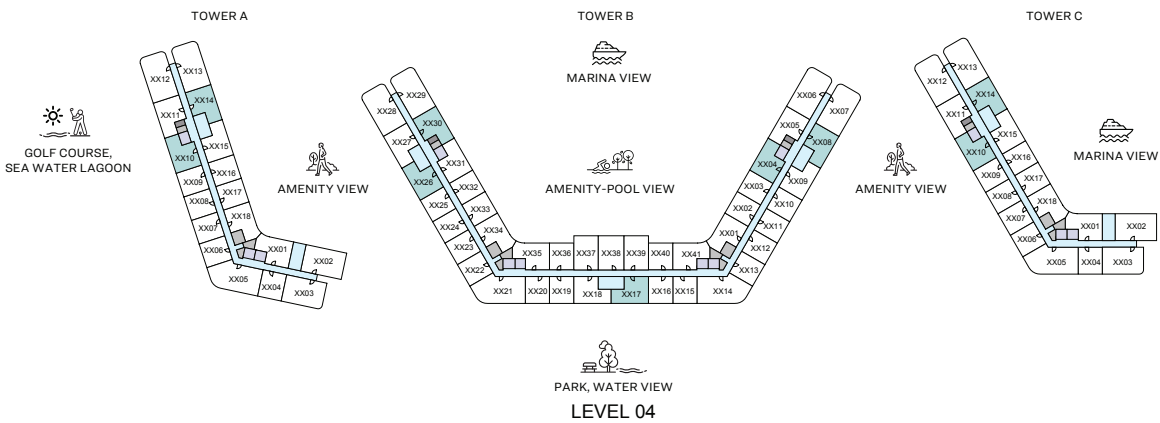
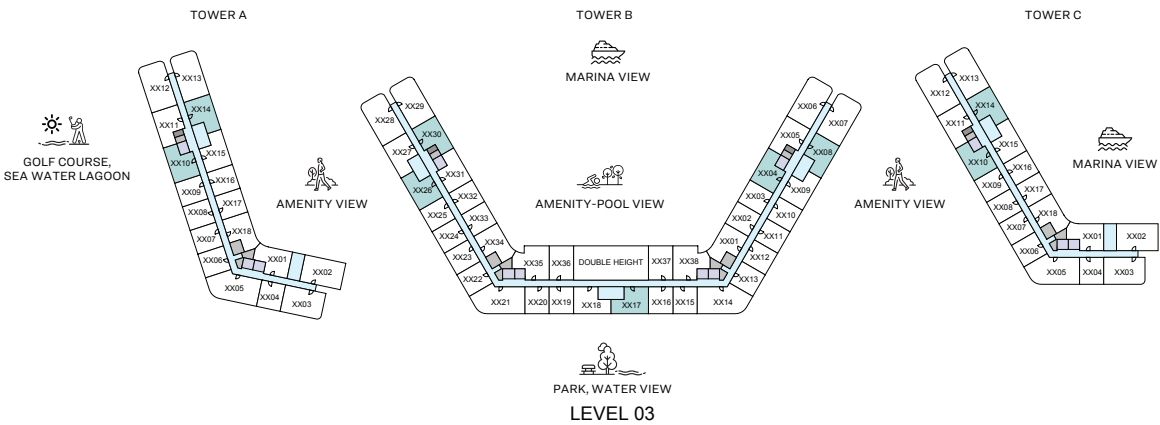
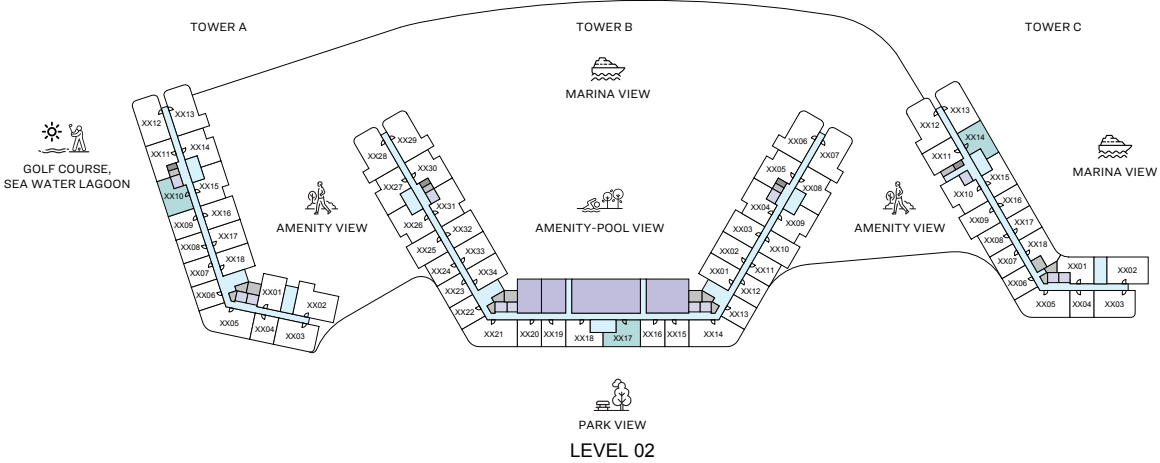
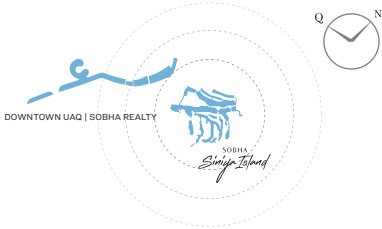
TYPE C  
VARIANT 1  
(with powder room + yard)

TOTAL SALEABLE AREA  
SUITE RANGE = 500.31 - 509.24 SQ.FT.  
YARD RANGE = 150.80 - 151.13 SQ.FT.  
TOTAL RANGE = 651.43 - 660.04 SQ.FT.

List of unit numbers with this unit plan:

VIEWS

- Amenity  
A-201
- Amenity, Pool View  
B-201



# 2

BEDROOM  
APARTMENT

## TYPE A

(with balcony)

**TOTAL SALEABLE AREA**  
SUITE RANGE = 605.79 - 607.52 SQ.FT.  
BALCONY RANGE = 46.93 - 47.04 SQ.FT.  
TOTAL RANGE = 652.72 - 654.45 SQ.FT.

List of unit numbers with this unit plan:

### VIEWS

Amenity, Pool View  
B-304

Amenity, Pool, Marina View  
B-330, B-404, B-430, B-504, B-530, B-604,  
B-630, B-704, B-730, B-804, B-828, B-904

Golf Course, Sea Water Lagoon View  
A-210, A-310, A-410, A-510, A-610, A-710

Golf Course, Seawater Lagoon, Amenity, Water View  
B-924

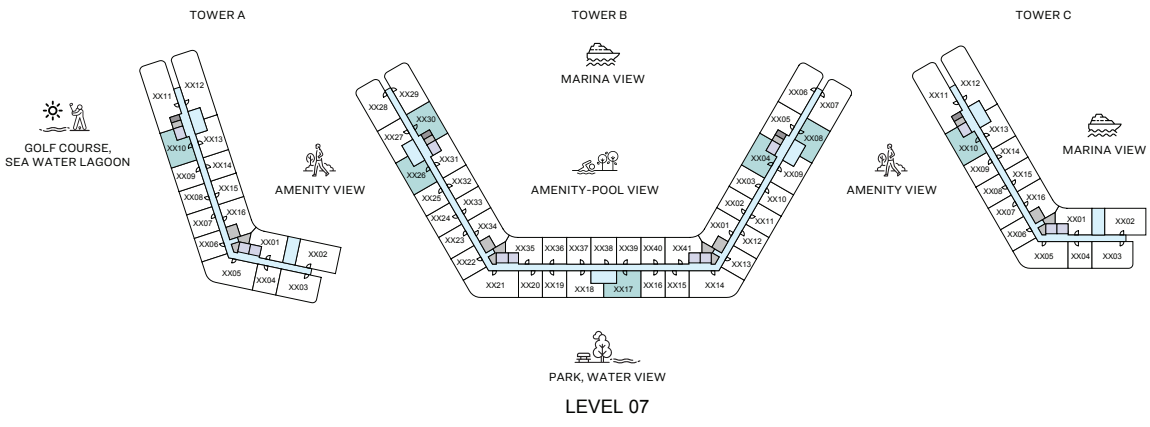
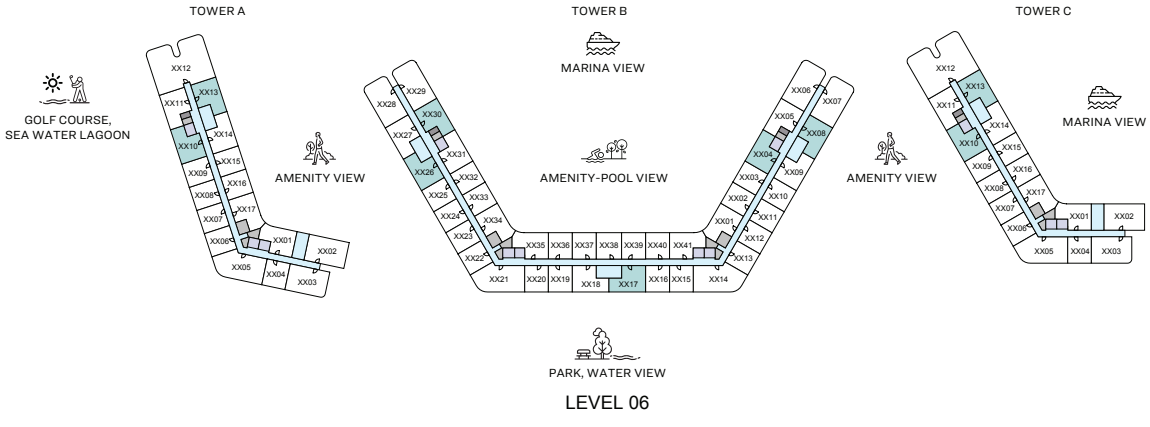
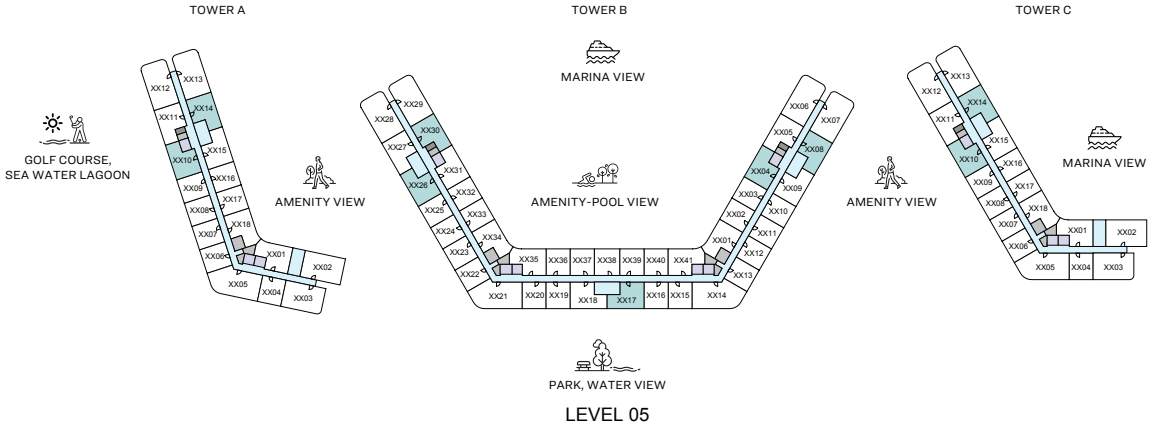
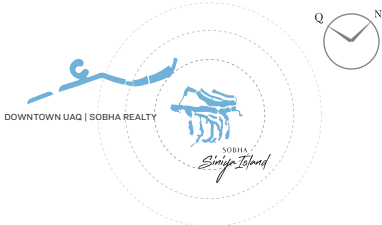
Marina View  
C-214, C-314, C-414, C-514, C-613

Marina, Amenity View  
A-314, A-414, A-514, A-613

Park  
B-217

Park, Water View  
B-317, B-417, B-517, B-617, B-717, B-816, B-915

Water, Amenity View  
B-308, B-326, C-310, B-408, B-426, C-410, B-508, B-526, C-510, B-608, B-626, C-610, B-708, B-726, C-710, B-807, B-825



# 2

BEDROOM  
APARTMENT

## TYPE A

(with balcony)

**TOTAL SALEABLE AREA**  
SUITE RANGE = 605.79 - 607.52 SQ.FT.  
BALCONY RANGE = 46.93 - 47.04 SQ.FT.  
TOTAL RANGE = 652.72 - 654.45 SQ.FT.

List of unit numbers with this unit plan:

### VIEWS

Amenity, Pool View  
B-304

Amenity, Pool, Marina View  
B-330, B-404, B-430, B-504, B-530, B-604,  
B-630, B-704, B-730, B-804, B-828, B-904

Golf Course, Sea Water Lagoon View  
A-210, A-310, A-410, A-510, A-610, A-710

Golf Course, Seawater Lagoon, Amenity, Water View  
B-924

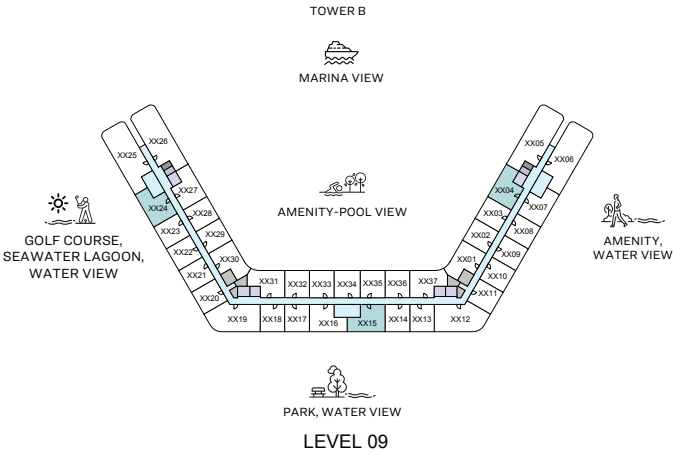
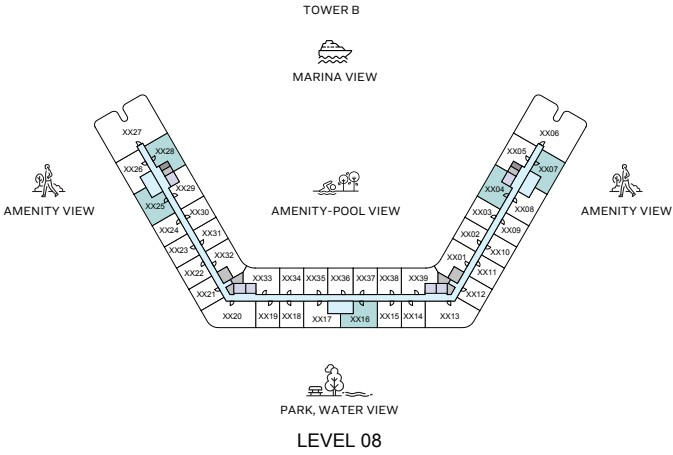
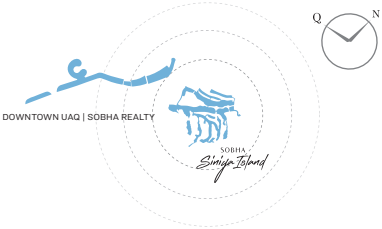
Marina View  
C-214, C-314, C-414,  
C-514, C-613

Marina, Amenity View  
A-314, A-414, A-514, A-613

Park  
B-217

Park, Water View  
B-317, B-417, B-517, B-617,  
B-717, B-816, B-915

Water, Amenity View  
B-308, B-326, C-310, B-408, B-426, C-410, B-508,  
B-526, C-510, B-608, B-626, C-610, B-708, B-726,  
C-710, B-807, B-825



# 2

BEDROOM  
APARTMENT

## TYPE A

(with balcony)

**TOTAL SALEABLE AREA**  
SUITE RANGE = 605.79 - 607.52 SQ.FT.  
BALCONY RANGE = 46.93 - 47.04 SQ.FT.  
TOTAL RANGE = 652.72 - 654.45 SQ.FT.

List of unit numbers with this unit plan:

### VIEWS

Amenity, Pool View  
B-304

Amenity, Pool, Marina View  
B-330, B-404, B-430, B-504, B-530, B-604,  
B-630, B-704, B-730, B-804, B-828, B-904

Golf Course, Sea Water Lagoon View  
A-210, A-310, A-410, A-510, A-610, A-710

Golf Course, Seawater Lagoon, Amenity, Water View  
B-924

Marina View  
C-214, C-314, C-414,  
C-514, C-613

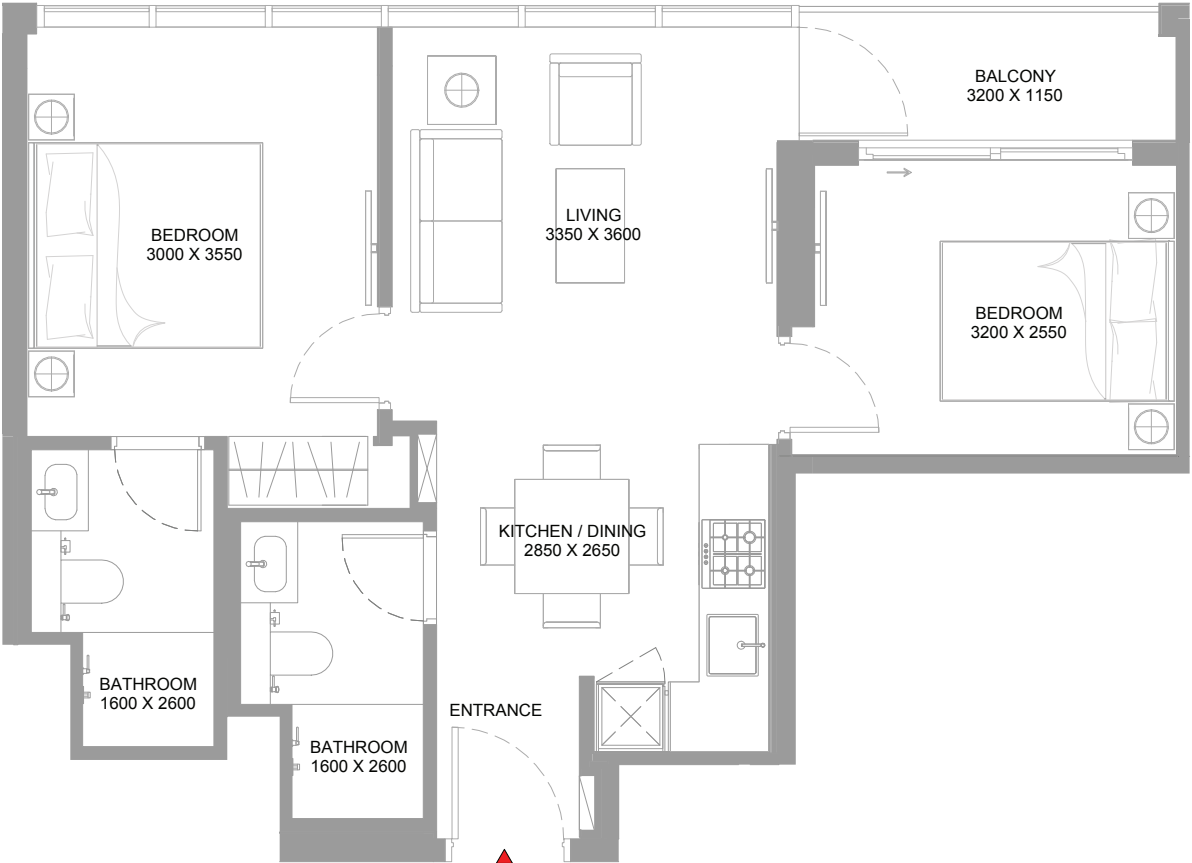
Marina, Amenity View  
A-314, A-414, A-514, A-613

Park  
B-217

Park, Water View  
B-317, B-417, B-517, B-617,  
B-717, B-816, B-915

Water, Amenity View  
B-308, B-326, C-310, B-408, B-426, C-410, B-508,  
B-526, C-510, B-608, B-626, C-610, B-708, B-726,  
C-710, B-807, B-825





2  
BEDROOM  
APARTMENT

TYPE A  
(with balcony)

TOTAL SALEABLE AREA  
SUITE RANGE = 605.79 - 607.52 SQ.FT.  
BALCONY RANGE = 46.93 - 47.04 SQ.FT.  
TOTAL RANGE = 652.72 - 654.45 SQ.FT.

List of unit numbers with this unit plan:

IEWS

Amenity, Pool View  
B-304

Amenity, Pool, Marina View  
B-330, B-404, B-430, B-504, B-530, B-604,  
B-630, B-704, B-730, B-804, B-828, B-904

Golf Course, Sea Water Lagoon View  
A-210, A-310, A-410, A-510, A-610, A-710

Golf Course, Seawater Lagoon, Amenity, Water View  
B-924

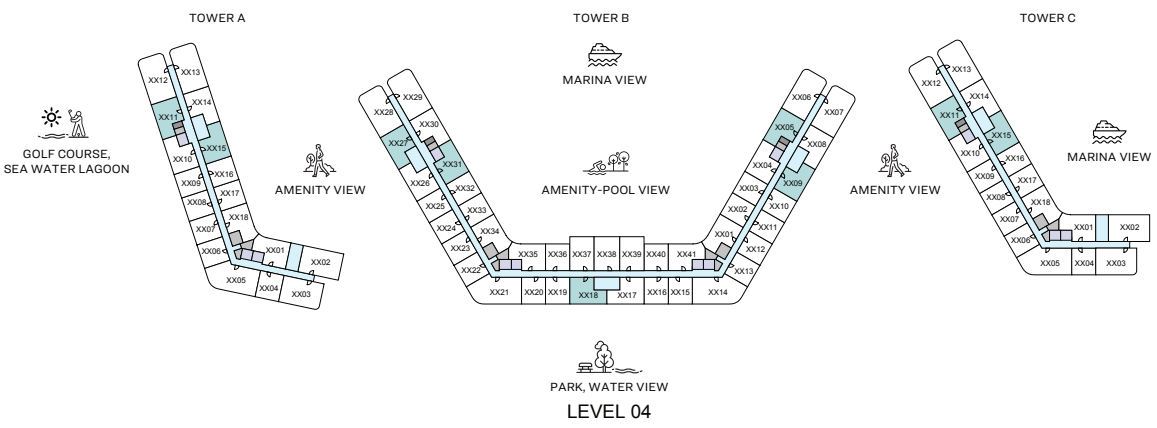
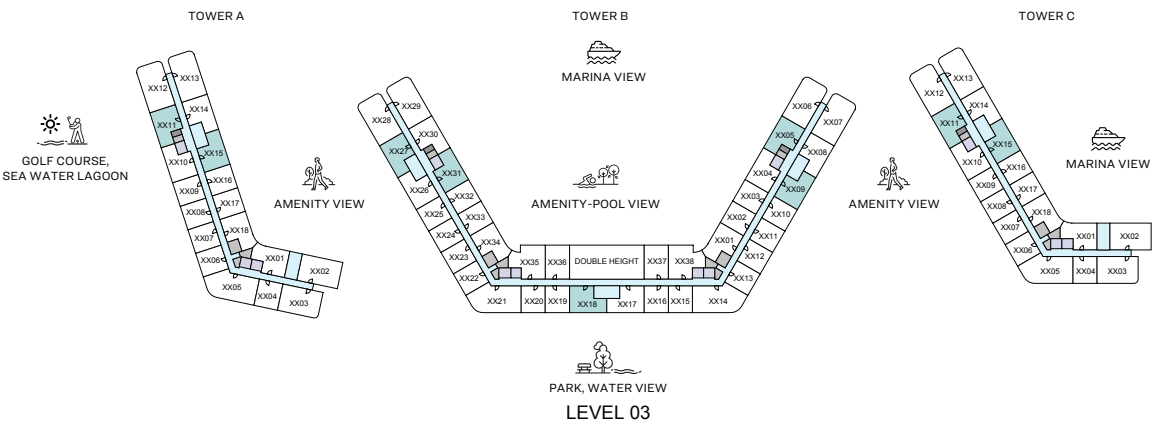
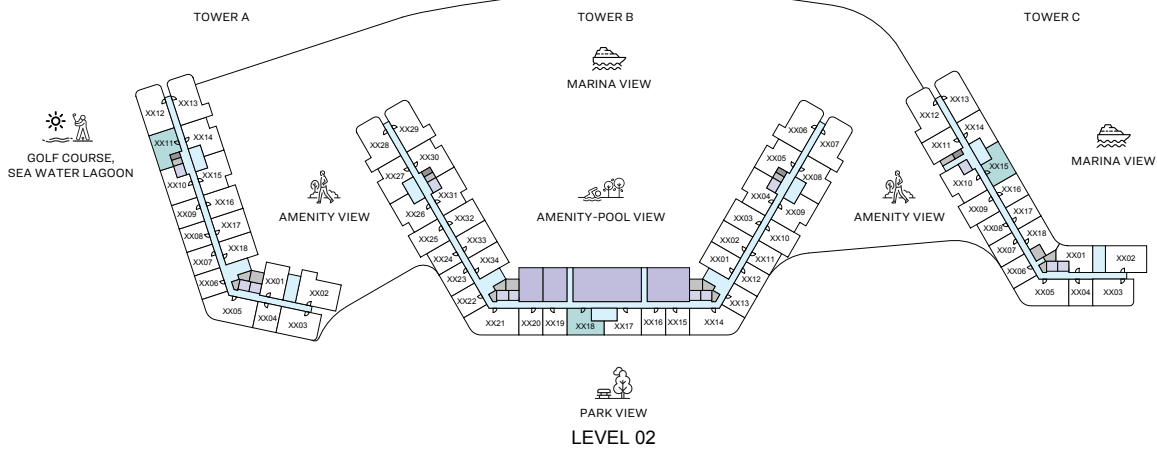
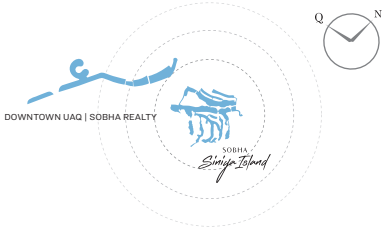
Marina View  
C-214, C-314, C-414,  
C-514, C-613

Park  
B-217

Water, Amenity View  
B-308, B-326, C-310, B-408, B-426, C-410, B-508,  
B-526, C-510, B-608, B-626, C-610, B-708, B-726,  
C-710, B-807, B-825

Marina, Amenity View  
A-314, A-414, A-514, A-613

Park, Water View  
B-317, B-417, B-517, B-617,  
B-717, B-816, B-915



2  
BEDROOM  
APARTMENT

TYPE A  
VARIANT 1  
(with balcony)

TOTAL SALEABLE AREA  
SUITE RANGE = 605.79 - 607.08 SQ.FT.  
BALCONY RANGE = 46.93 - 47.04 SQ.FT.  
TOTAL RANGE = 652.72 - 654.02 SQ.FT.

List of unit numbers with this unit plan:

VIEWS

Amenity, Pool View  
B-305

Amenity, Pool, Marina View  
B-331, B-405, B-431, B-505, B-531, B-605,  
B-631, B-705, B-731, B-805, B-829, B-927

Golf Course, Sea Water Lagoon View  
A-211, A-311, A-411, A-511, A-611

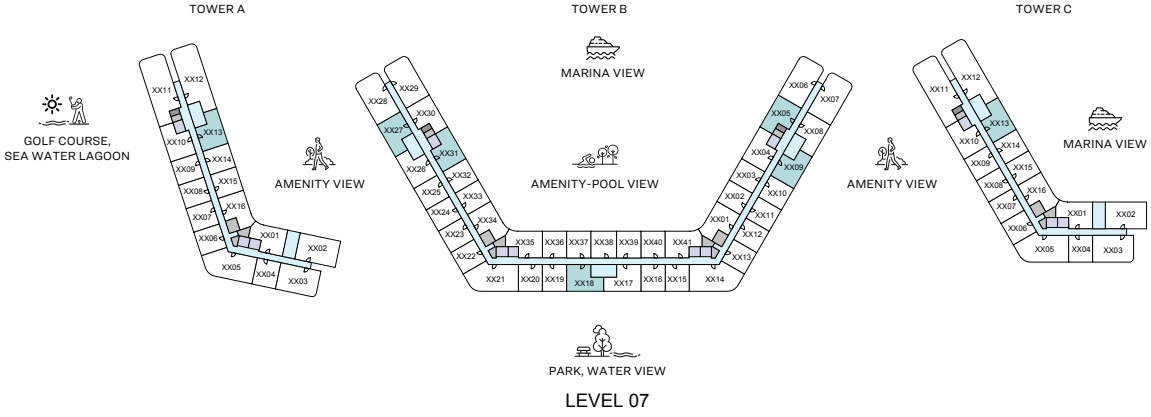
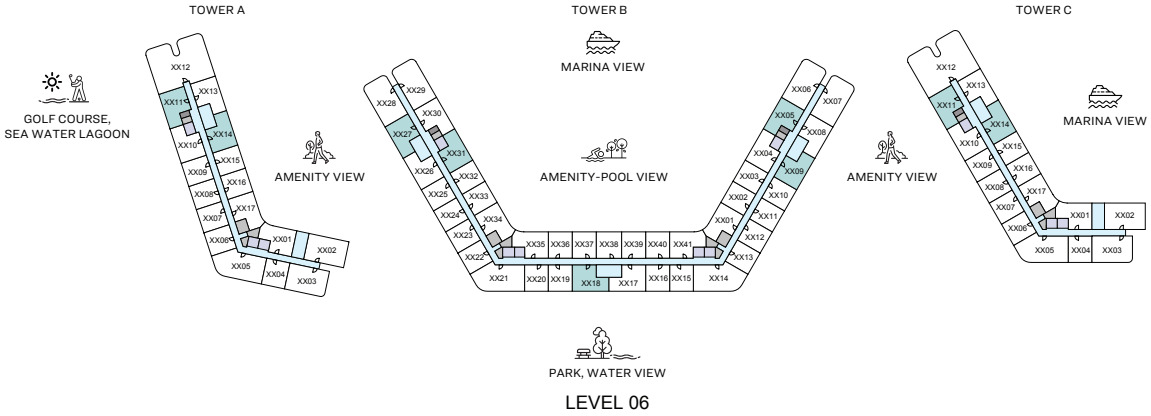
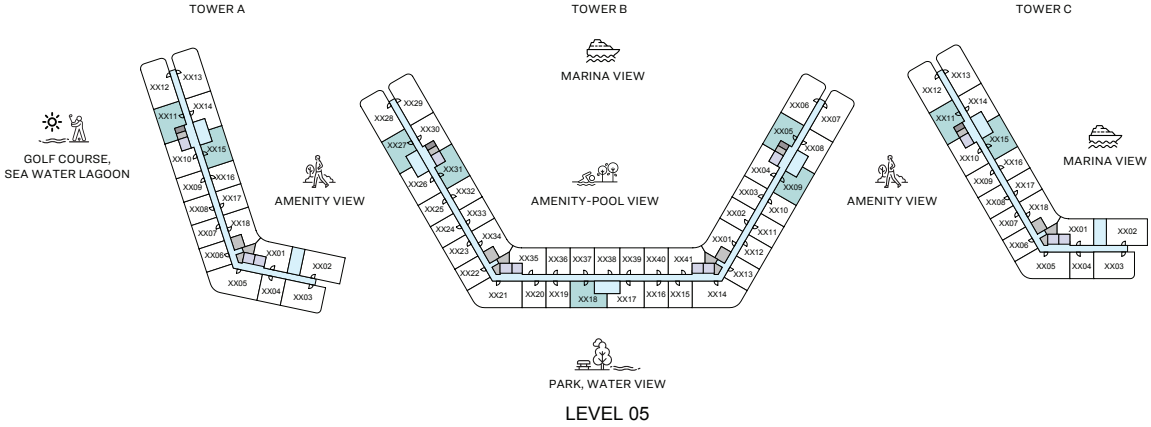
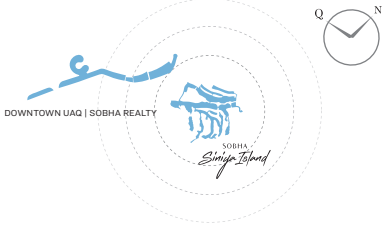
Marina View  
C-215, C-315, C-415,  
C-515, C-614, C-713

Park  
B-218

Water, Amenity View  
B-309, B-327, C-311, B-409, B-427, C-411, B-509, B-527,  
C-511, B-609, B-627, C-611, B-709, B-727, B-808, B-826,  
B-907

Marina, Amenity View  
A-315, A-415, A-515,  
A-614, A-713

Park, Water View  
B-318, B-418, B-518, B-618,  
B-718, B-817, B-916



2  
BEDROOM  
APARTMENT

TYPE A  
VARIANT 1  
(with balcony)

TOTAL SALEABLE AREA  
SUITE RANGE = 605.79 - 607.08 SQ.FT.  
BALCONY RANGE = 46.93 - 47.04 SQ.FT.  
TOTAL RANGE = 652.72 - 654.02 SQ.FT.

List of unit numbers with this unit plan:

VEIEWS

Amenity, Pool View  
B-305

Amenity, Pool, Marina View  
B-331, B-405, B-431, B-505, B-531, B-605,  
B-631, B-705, B-731, B-805, B-829, B-927

Golf Course, Sea Water Lagoon View  
A-211, A-311, A-411, A-511, A-611

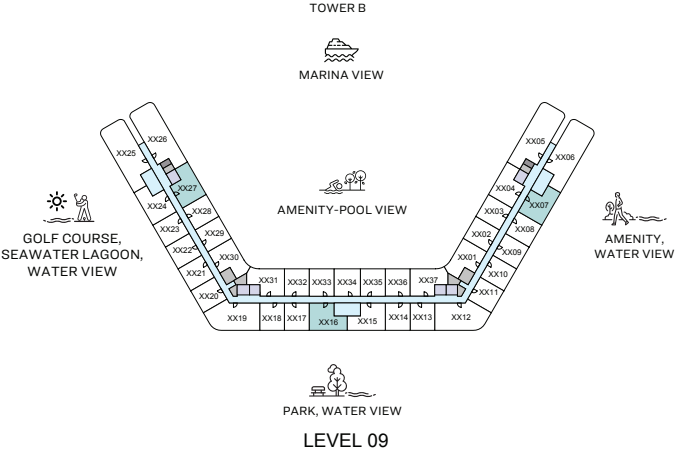
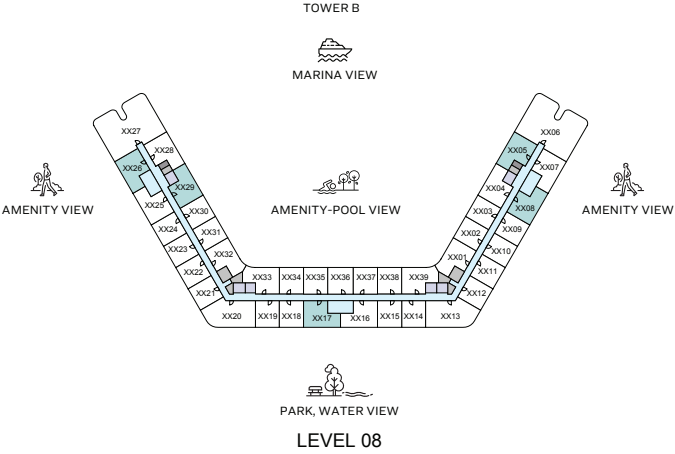
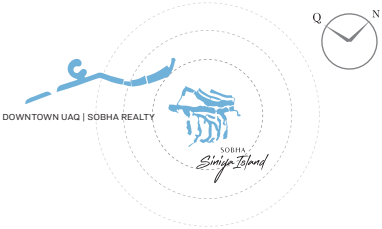
Marina View  
C-215, C-315, C-415,  
C-515, C-614, C-713

Park  
B-218

Water, Amenity View  
B-309, B-327, C-311, B-409, B-427, C-411, B-509, B-527,  
C-511, B-609, B-627, C-611, B-709, B-727, B-808, B-826,  
B-907

Marina, Amenity View  
A-315, A-415, A-515,  
A-614, A-713

Park, Water View  
B-318, B-418, B-518, B-618,  
B-718, B-817, B-916



2  
BEDROOM  
APARTMENT

TYPE A  
VARIANT 1  
(with balcony)

TOTAL SALEABLE AREA  
SUITE RANGE = 605.79 - 607.08 SQ.FT.  
BALCONY RANGE = 46.93 - 47.04 SQ.FT.  
TOTAL RANGE = 652.72 - 654.02 SQ.FT.

List of unit numbers with this unit plan:

VEIEWS

Amenity, Pool View  
B-305

Amenity, Pool, Marina View  
B-331, B-405, B-431, B-505, B-531, B-605,  
B-631, B-705, B-731, B-805, B-829, B-927

Golf Course, Sea Water Lagoon View  
A-211, A-311, A-411, A-511, A-611

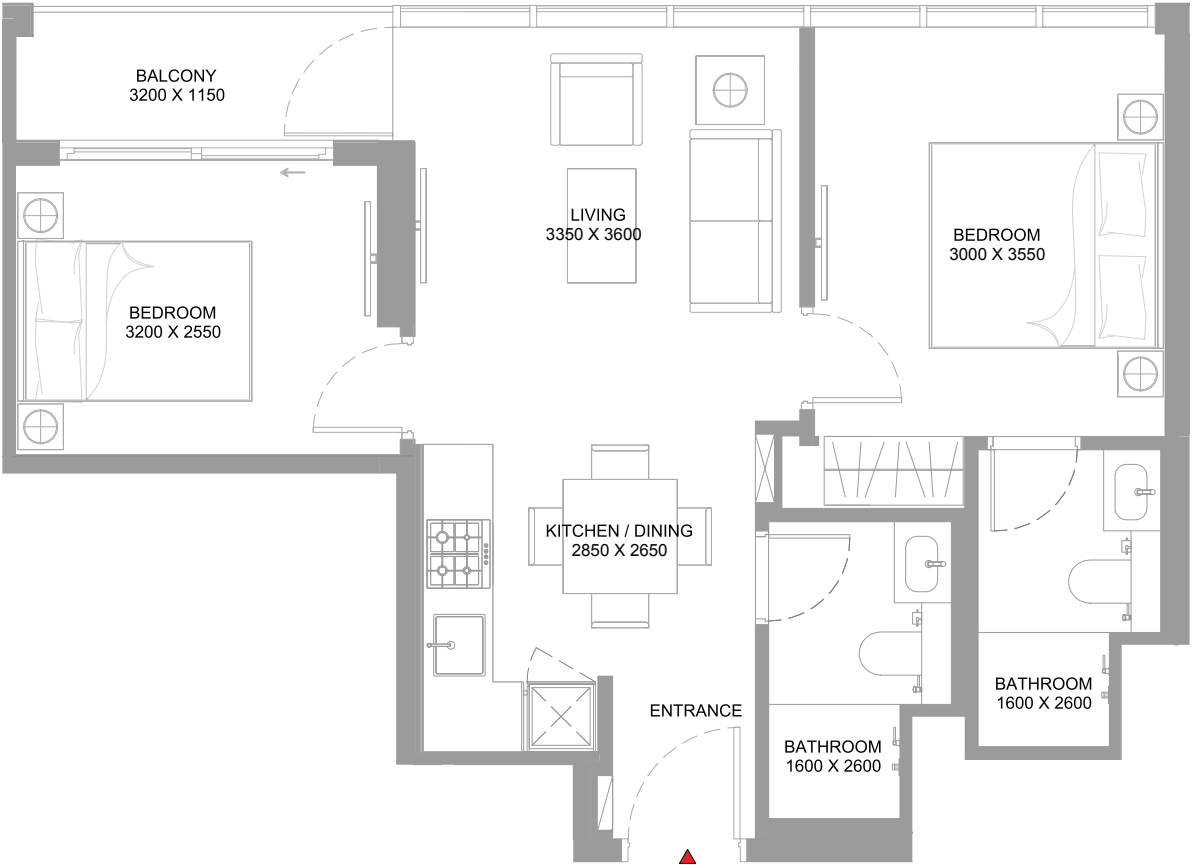
Marina View  
C-215, C-315, C-415,  
C-515, C-614, C-713

Park  
B-218

Water, Amenity View  
B-309, B-327, C-311, B-409, B-427, C-411, B-509, B-527,  
C-511, B-609, B-627, C-611, B-709, B-727, B-808, B-826,  
B-907

Marina, Amenity View  
A-315, A-415, A-515,  
A-614, A-713

Park, Water View  
B-318, B-418, B-518, B-618,  
B-718, B-817, B-916



2  
BEDROOM  
APARTMENT

TYPE A  
VARIANT 1  
(with balcony)

TOTAL SALEABLE AREA  
SUITE RANGE = 605.79 - 607.08 SQ.FT.  
BALCONY RANGE = 46.93 - 47.04 SQ.FT.  
TOTAL RANGE = 652.72 - 654.02 SQ.FT.

List of unit numbers with this unit plan:

VEWS

Amenity, Pool View  
B-305

Amenity, Pool, Marina View  
B-331, B-405, B-431, B-505, B-531, B-605,  
B-631, B-705, B-731, B-805, B-829, B-927

Golf Course, Sea Water Lagoon View  
A-211, A-311, A-411, A-511, A-611

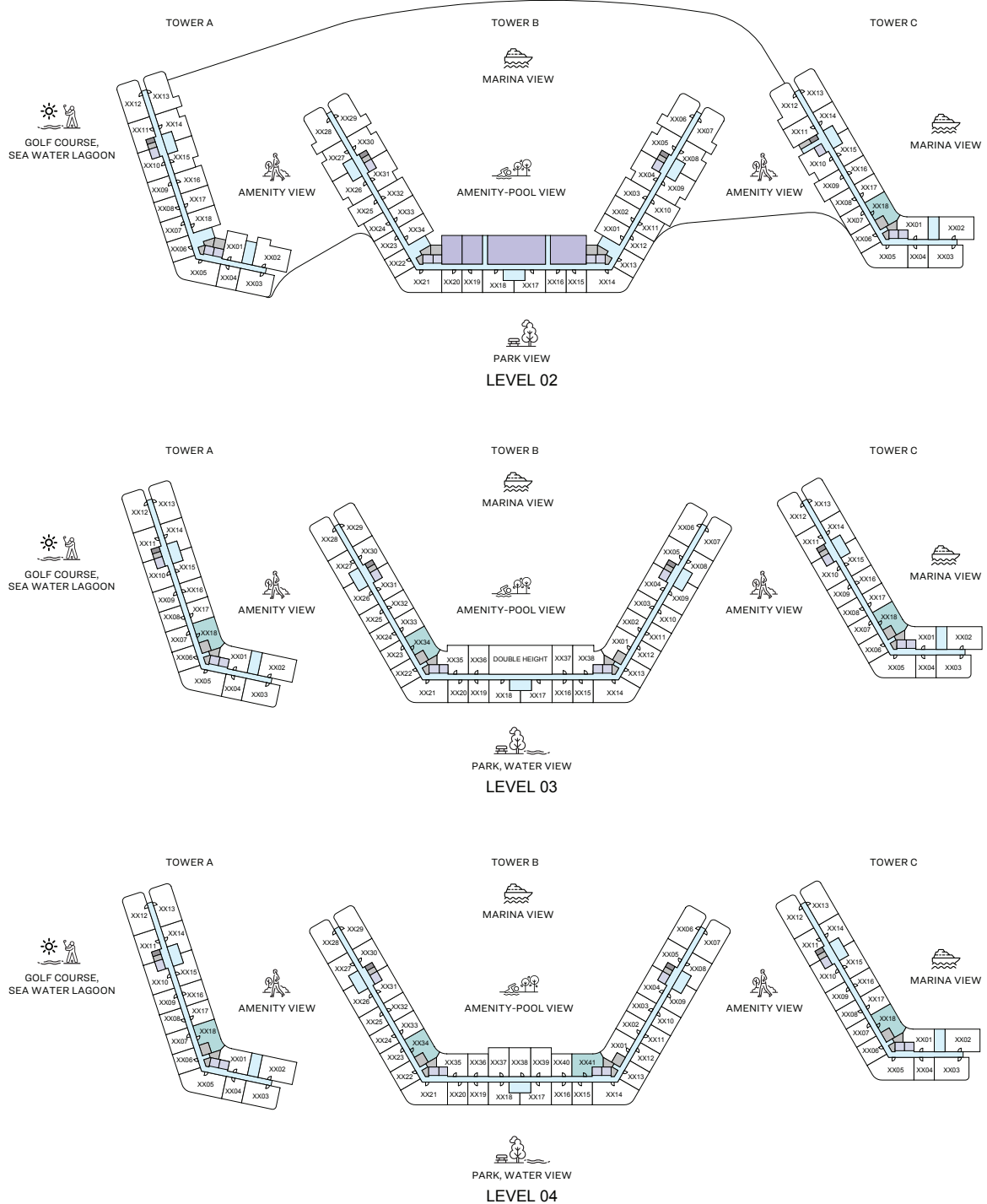
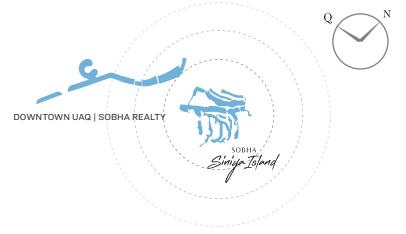
Marina View  
C-215, C-315, C-415,  
C-515, C-614, C-713

Park  
B-218

Water, Amenity View  
B-309, B-327, C-311, B-409, B-427, C-411, B-509, B-527,  
C-511, B-609, B-627, C-611, B-709, B-727, B-808, B-826,  
B-907

Marina, Amenity View  
A-315, A-415, A-515,  
A-614, A-713

Park, Water View  
B-318, B-418, B-518, B-618,  
B-718, B-817, B-916



2  
BEDROOM  
APARTMENT

## TYPE B

(with balcony)

**TOTAL SALEABLE AREA**  
SUITE RANGE = 619.89 - 624.74 SQ.FT.  
BALCONY RANGE = 51.34 - 52.20 SQ.FT.  
TOTAL RANGE = 671.99 - 676.08 SQ.FT.

List of unit numbers with this unit plan:

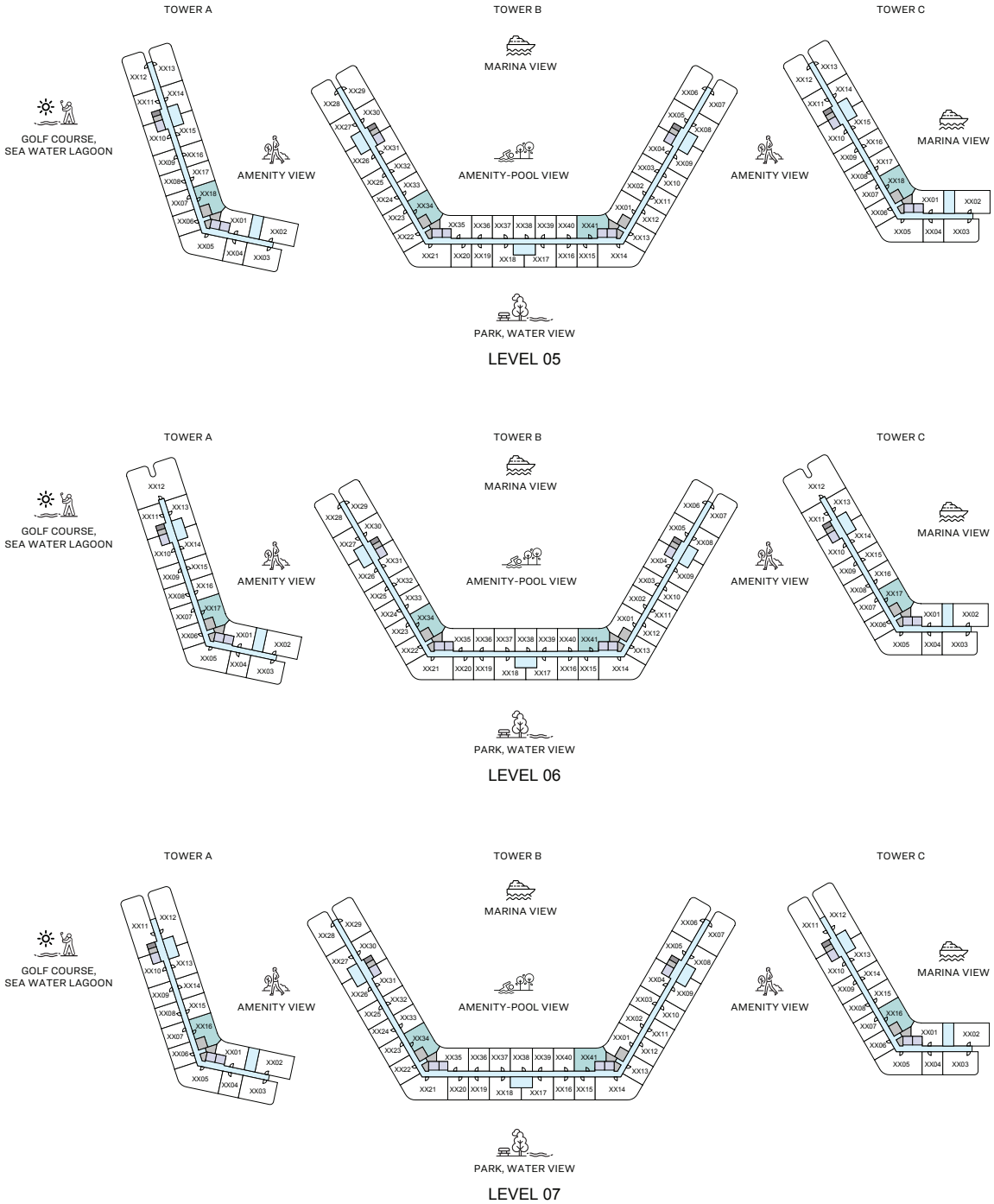
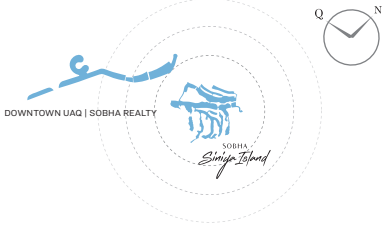
### VIEWS

Amenity View  
A-318, A-418

Amenity, Pool, Marina View  
B-334, B-434, B-441, B-534, B-541,  
B-634, B-641, B-734, B-741, B-832,  
B-839, B-930, B-937

Marina View  
C-218, C-318, C-418, C-518, C-617, C-716

Marina, Amenity View  
A-518, A-617, A-716



# 2

BEDROOM  
APARTMENT

## TYPE B

(with balcony)

**TOTAL SALEABLE AREA**  
SUITE RANGE = 619.89 - 624.74 SQ.FT.  
BALCONY RANGE = 51.34 - 52.20 SQ.FT.  
TOTAL RANGE = 671.99 - 676.08 SQ.FT.

List of unit numbers with this unit plan:

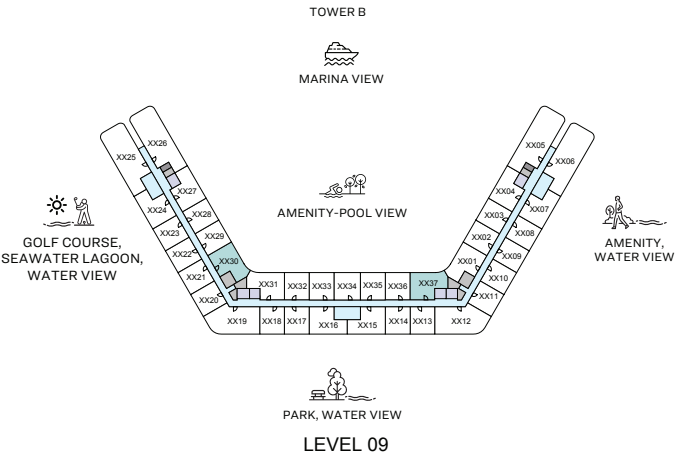
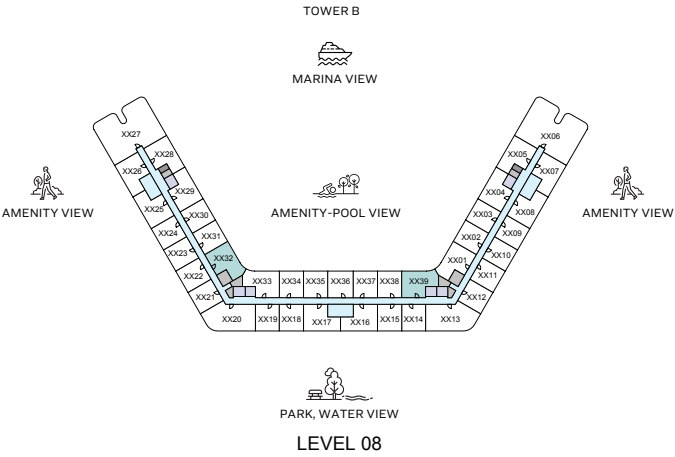
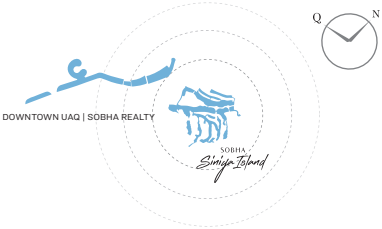
### VIEWS

Amenity View  
A-318, A-418

Amenity, Pool, Marina View  
B-334, B-434, B-441, B-534, B-541,  
B-634, B-641, B-734, B-741, B-832,  
B-839, B-930, B-937

Marina View  
C-218, C-318, C-418, C-518, C-617, C-716

Marina, Amenity View  
A-518, A-617, A-716



# 2

BEDROOM  
APARTMENT

## TYPE B

(with balcony)

**TOTAL SALEABLE AREA**  
SUITE RANGE = 619.89 - 624.74 SQ.FT.  
BALCONY RANGE = 51.34 - 52.20 SQ.FT.  
TOTAL RANGE = 671.99 - 676.08 SQ.FT.

List of unit numbers with this unit plan:

### VIEWS

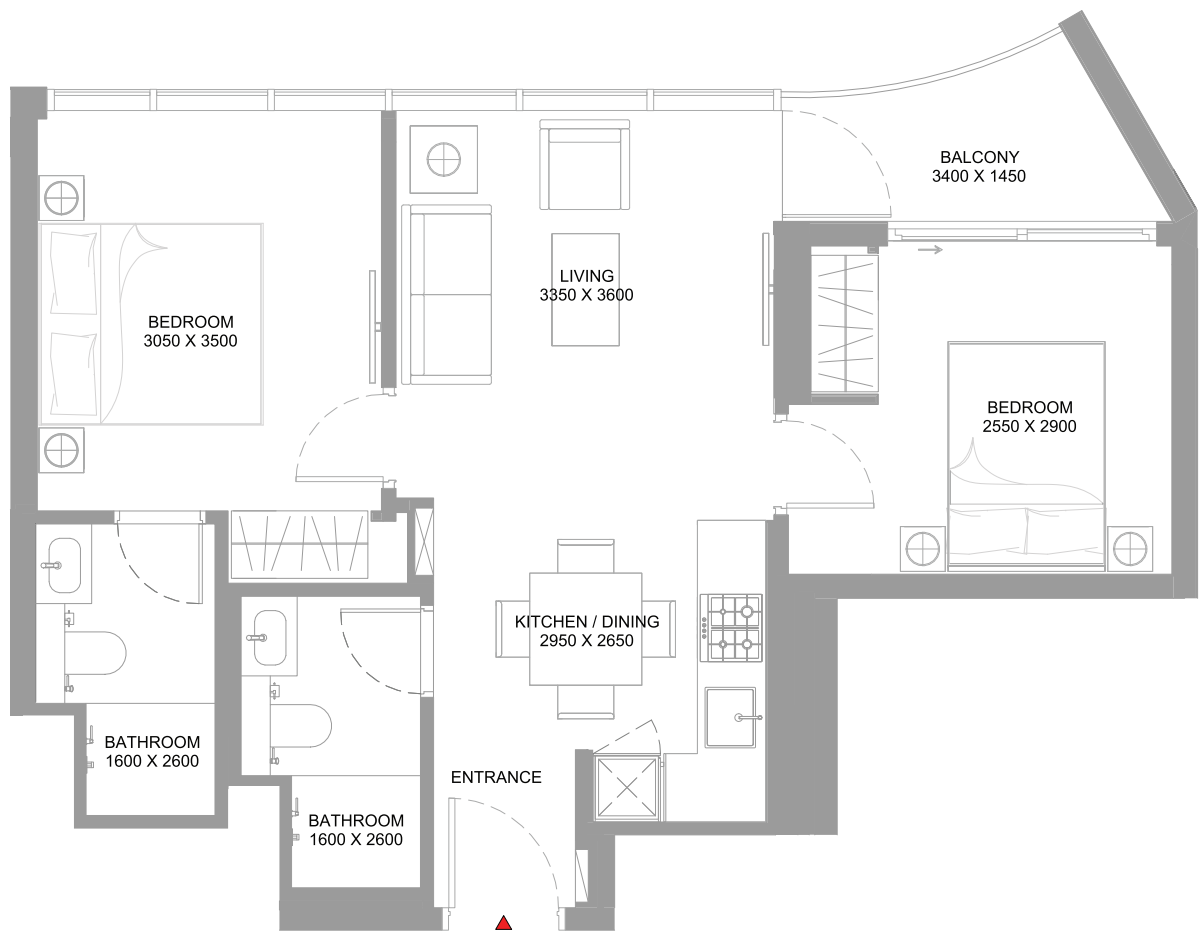
Amenity View  
A-318, A-418

Amenity, Pool, Marina View  
B-334, B-434, B-441, B-534, B-541,  
B-634, B-641, B-734, B-741, B-832,  
B-839, B-930, B-937

Marina View  
C-218, C-318, C-418, C-518, C-617, C-716

Marina, Amenity View  
A-518, A-617, A-716





2  
BEDROOM  
APARTMENT

TYPE B  
(with balcony)

TOTAL SALEABLE AREA  
SUITE RANGE = 619.89 - 624.74 SQ.FT.  
BALCONY RANGE = 51.34 - 52.20 SQ.FT.  
TOTAL RANGE = 671.99 - 676.08 SQ.FT.

List of unit numbers with this unit plan:

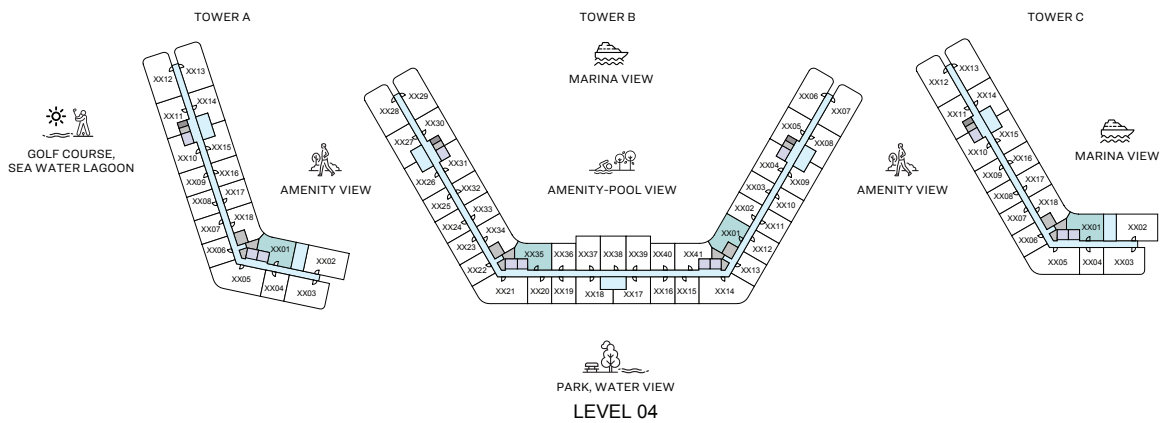
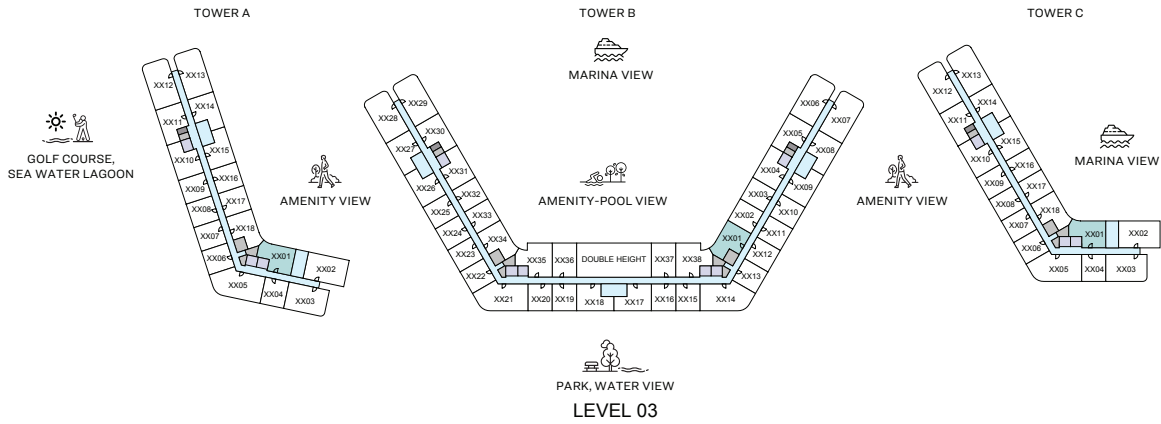
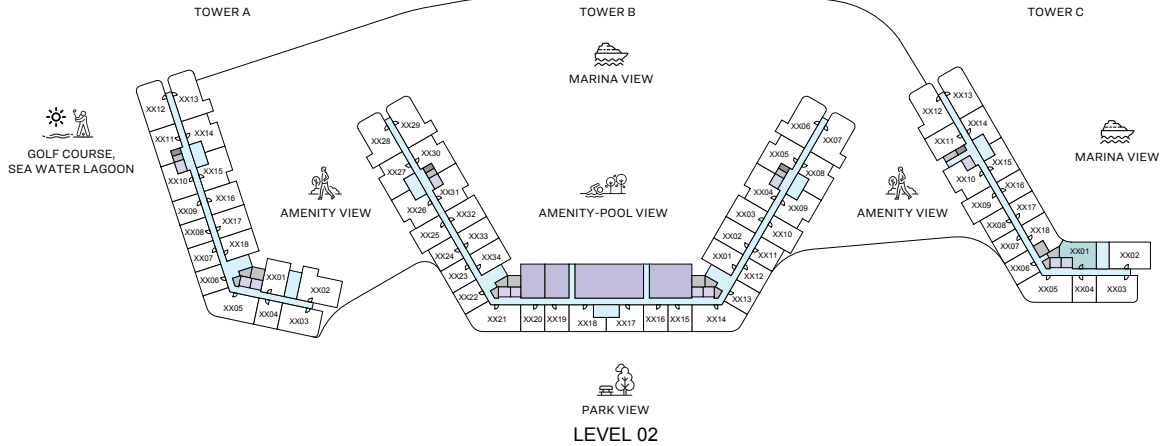
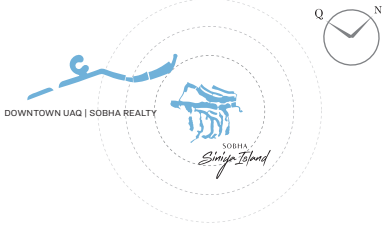
VIEWES

Amenity View  
A-318, A-418

Amenity, Pool, Marina View  
B-334, B-434, B-441, B-534, B-541,  
B-634, B-641, B-734, B-741, B-832,  
B-839, B-930, B-937

Marina View  
C-218, C-318, C-418, C-518, C-617, C-716

Marina, Amenity View  
A-518, A-617, A-716



2  
BEDROOM  
APARTMENT

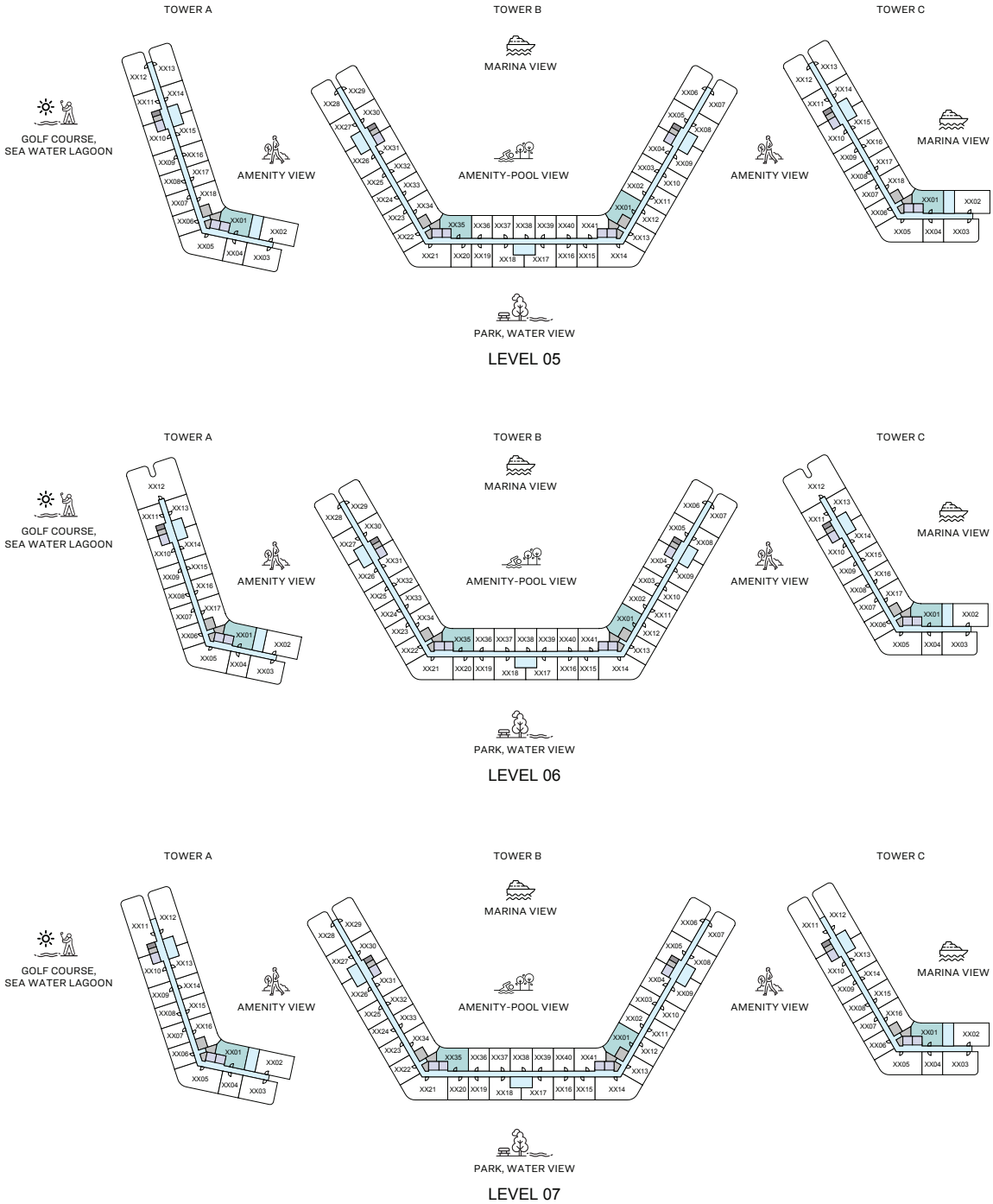

TYPE B  
VARIANT 1  
(with balcony)

TOTAL SALEABLE AREA  
SUITE RANGE = 620.00 - 631.30 SQ.FT.  
BALCONY RANGE = 51.34 - 52.20 SQ.FT.  
TOTAL RANGE = 671.99 - 682.65 SQ.FT.

List of unit numbers with this unit plan:

VIEWS

- |   |  |
|---|--|
| Amenity View<br>A-301, A-401  | Marina, View<br>C-201, C-301, C-401, C-501, C-601, C-701 |
| Amenity, Pool View<br>B-301   | Marina, Amenity View<br>A-501, A-601, A-701              |
| Amenity, Pool, Marina View<br>B-401, B-435, B-501, B-535, B-601, B-635,<br>B-701, B-735, B-801, B-833, B-901, B-931 |  |



2  
BEDROOM  
APARTMENT

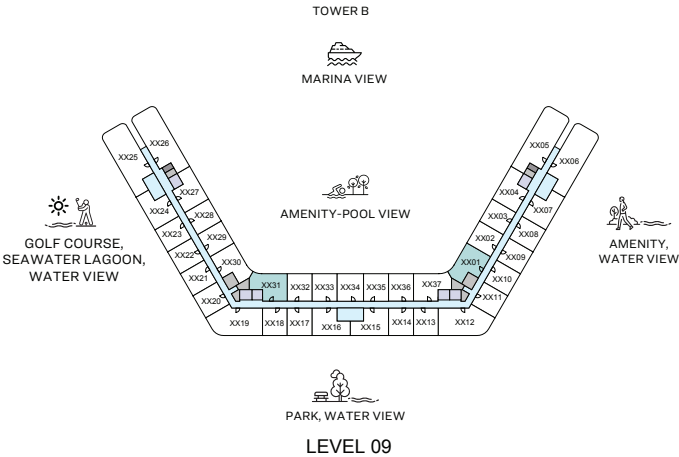
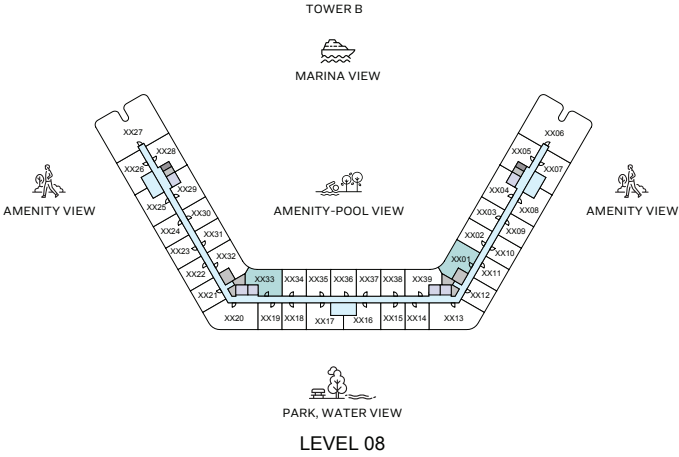
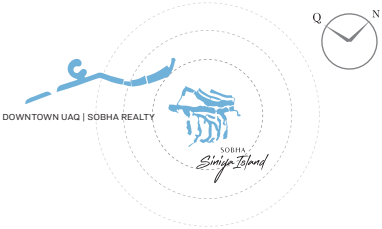
TYPE B  
VARIANT 1  
(with balcony)

TOTAL SALEABLE AREA  
SUITE RANGE = 620.00 - 631.30 SQ.FT.  
BALCONY RANGE = 51.34 - 52.20 SQ.FT.  
TOTAL RANGE = 671.99 - 682.65 SQ.FT.

List of unit numbers with this unit plan:

VIEWS

- |   |   |
|---|---|
| Amenity View<br>A-301, A-401  | Marina, View<br>C-201, C-301, C-401, C-601, C-701 |
| Amenity, Pool View<br>B-301   | Marina, Amenity View<br>A-501, A-601, A-701       |
| Amenity, Pool, Marina View<br>B-401, B-435, B-501, B-535, B-601, B-635,<br>B-701, B-735, B-801, B-833, B-901, B-931 |   |



2  
BEDROOM  
APARTMENT

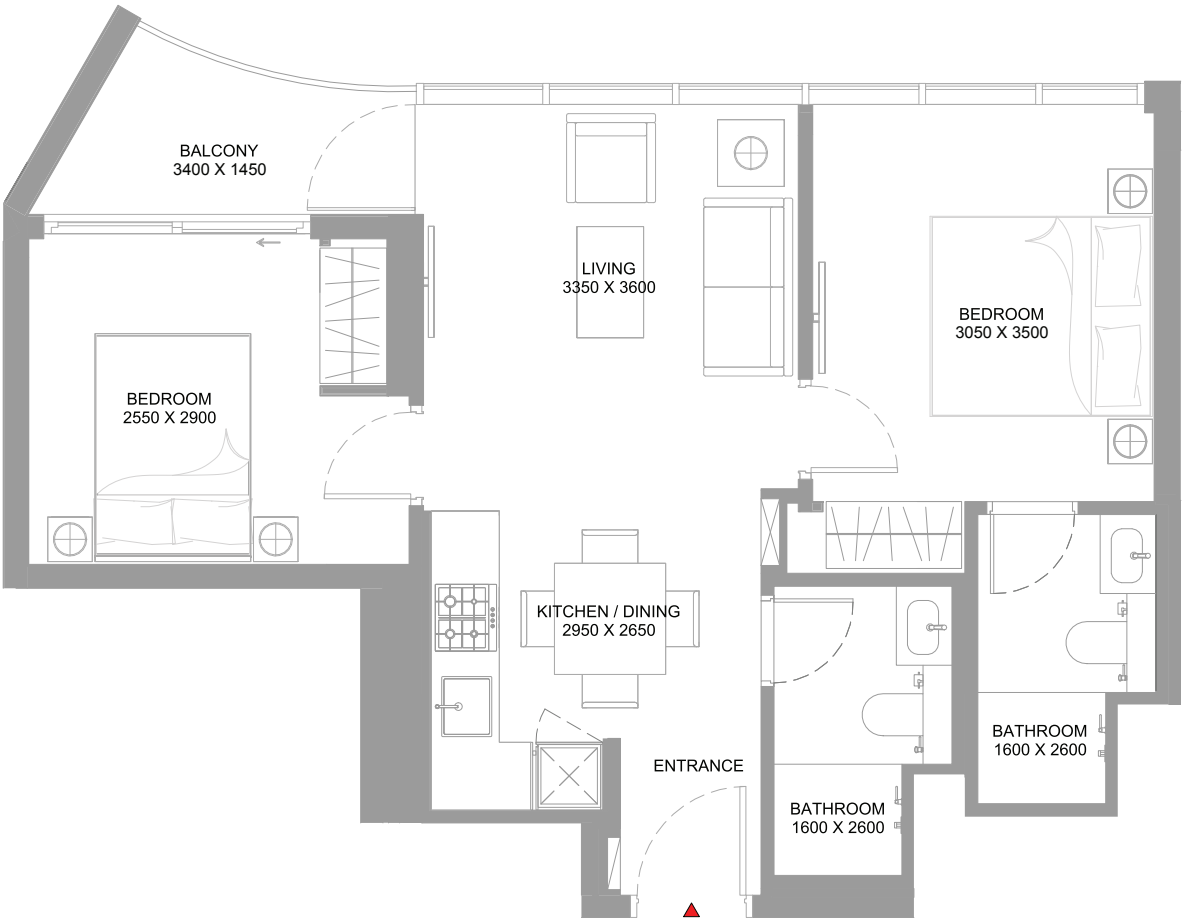
## TYPE B VARIANT 1 (with balcony)

**TOTAL SALEABLE AREA**  
SUITE RANGE = 620.00 - 631.30 SQ.FT.  
BALCONY RANGE = 51.34 - 52.20 SQ.FT.  
TOTAL RANGE = 671.99 - 682.65 SQ.FT.

List of unit numbers with this unit plan:

### VIEWS

Amenity View A-301, A-401	Marina, View C-201, C-301, C-401, C-501, C-601, C-701
Amenity, Pool View B-301	Marina, Amenity View A-501, A-601, A-701
Amenity, Pool, Marina View B-401, B-435, B-501, B-535, B-601, B-635, B-701, B-735, B-801, B-833, B-901, B-931	



2  
BEDROOM  
APARTMENT

TYPE B  
VARIANT 1  
(with balcony)

TOTAL SALEABLE AREA  
SUITE RANGE = 620.00 - 631.30 SQ.FT.  
BALCONY RANGE = 51.34 - 52.20 SQ.FT.  
TOTAL RANGE = 671.99 - 682.65 SQ.FT.

List of unit numbers with this unit plan:

VEIEWS

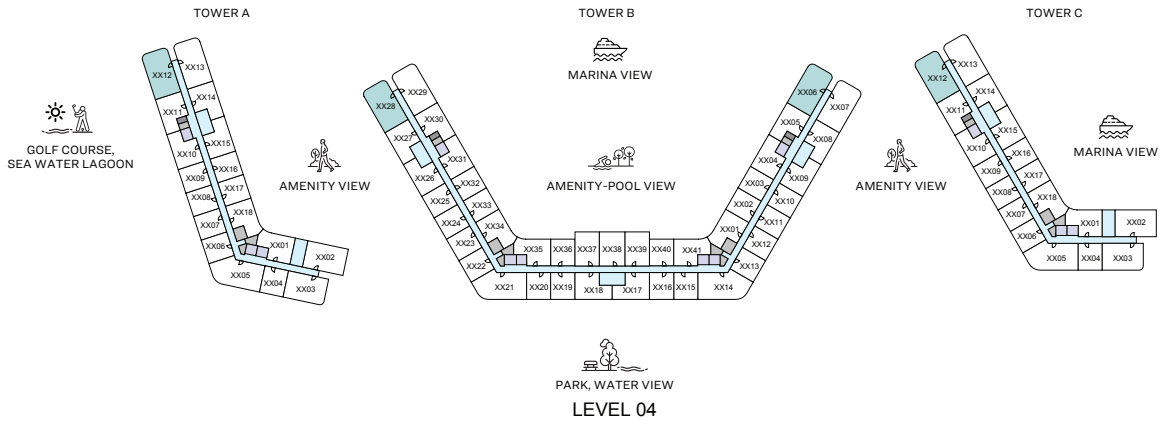
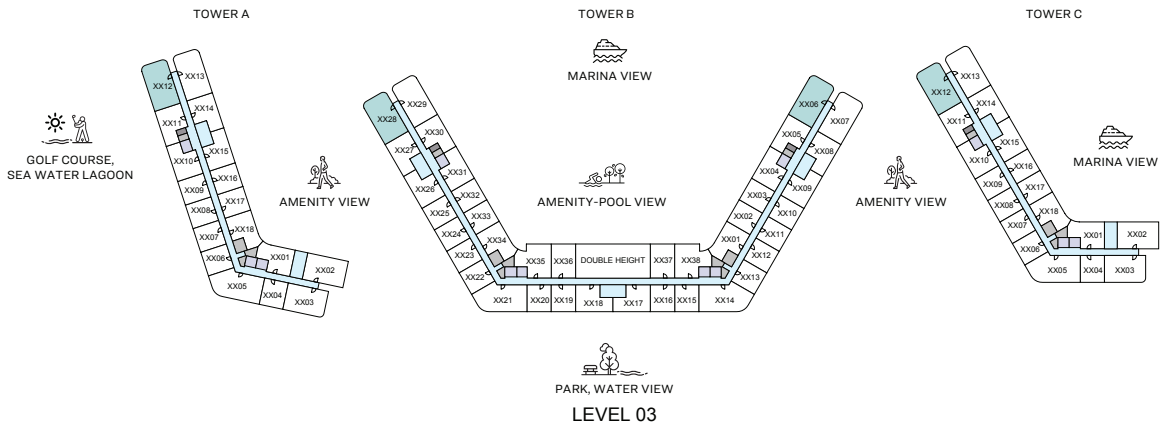
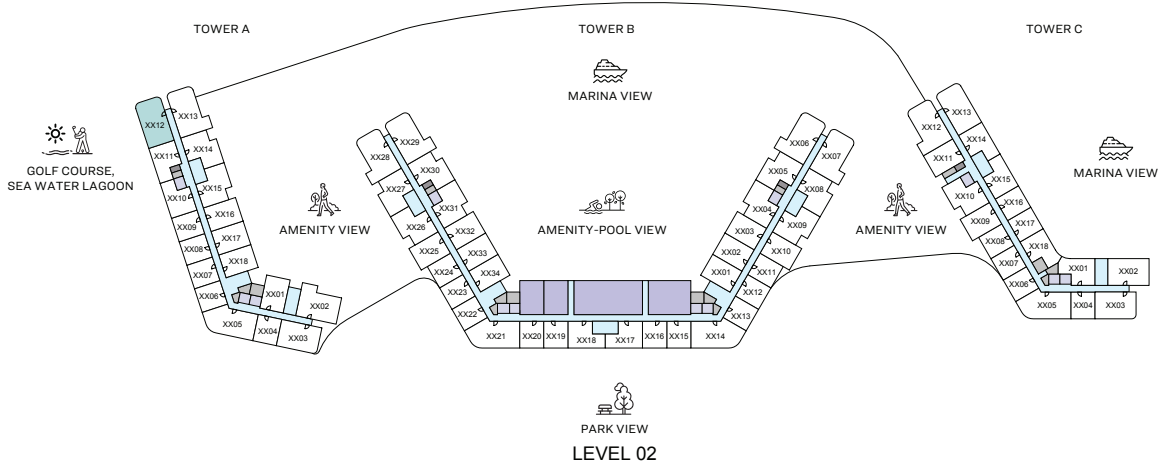
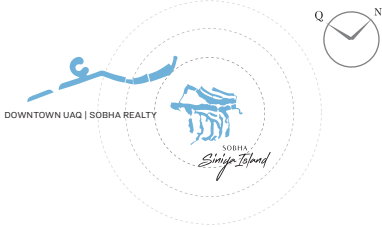
Amenity View  
A-301, A-401

Amenity, Pool View  
B-301

Amenity, Pool, Marina View  
B-401, B-435, B-501, B-535, B-601, B-635,  
B-701, B-735, B-801, B-833, B-901, B-931

Marina, View  
C-201, C-301, C-401, C-501, C-601, C-701

Marina, Amenity View  
A-501, A-601, A-701



# 2

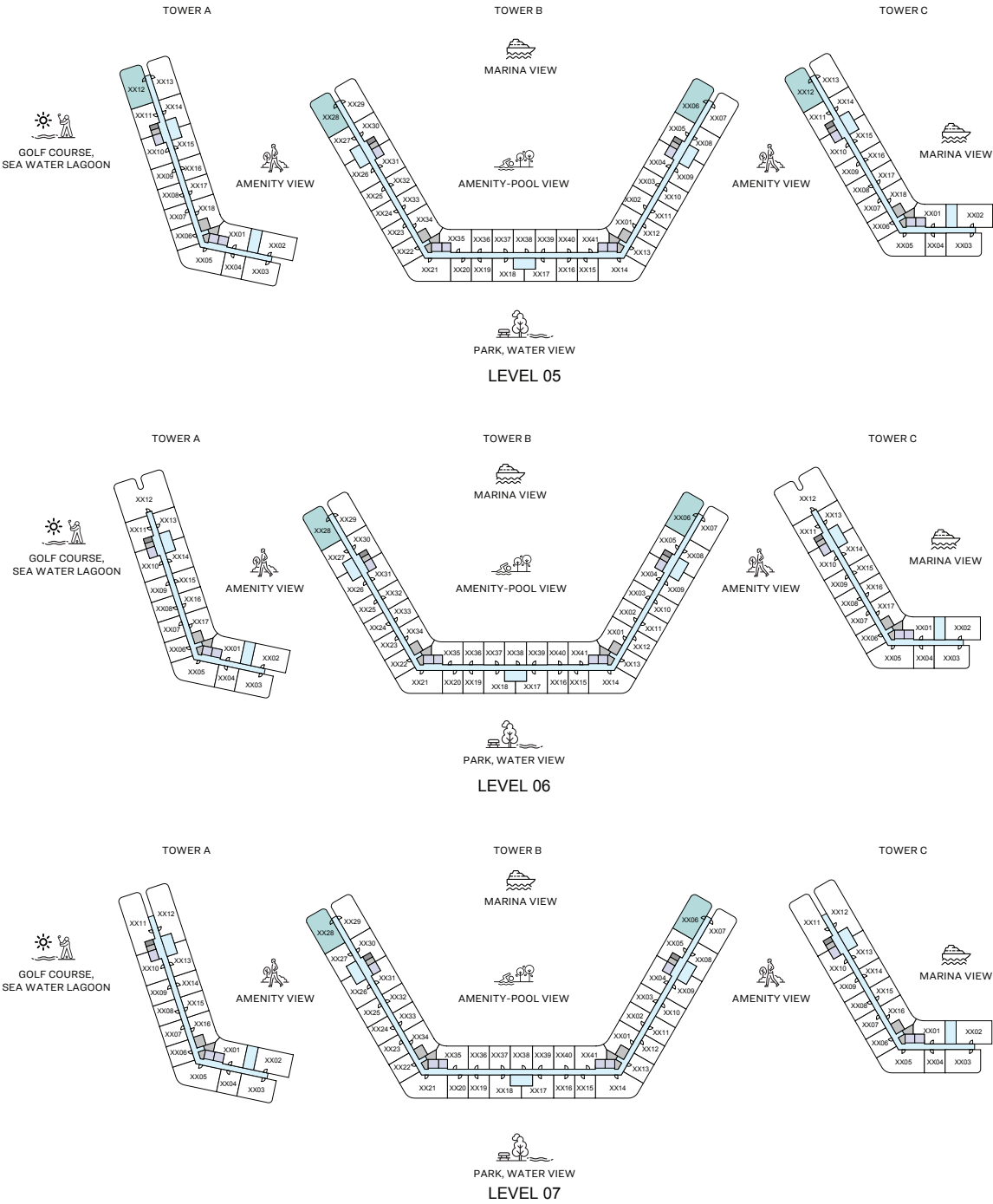
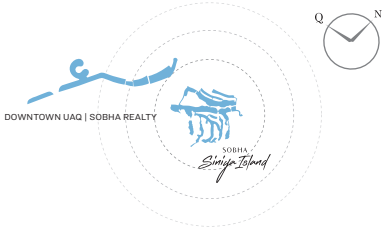
BEDROOM  
APARTMENT

## TYPE C

(with balcony)

**TOTAL SALEABLE AREA**  
SUITE RANGE = 878.87 - 880.49 SQ.FT.  
BALCONY RANGE = 108.61 - 109.25 SQ.FT.  
TOTAL RANGE = 988.13 - 989.31 SQ.FT.

- List of unit numbers with this unit plan:
- VIEWS**
- Golf Course, Sea Water Lagoon, Marina View  
A-212, A-312, A-412, A-512
- Marina, Amenity View  
B-306, B-328, C-312, B-406, B-428,  
C-412, B-506, B-528, C-512, B-606,  
B-628, B-706, B-728



# 2

BEDROOM  
APARTMENT

## TYPE C

(with balcony)

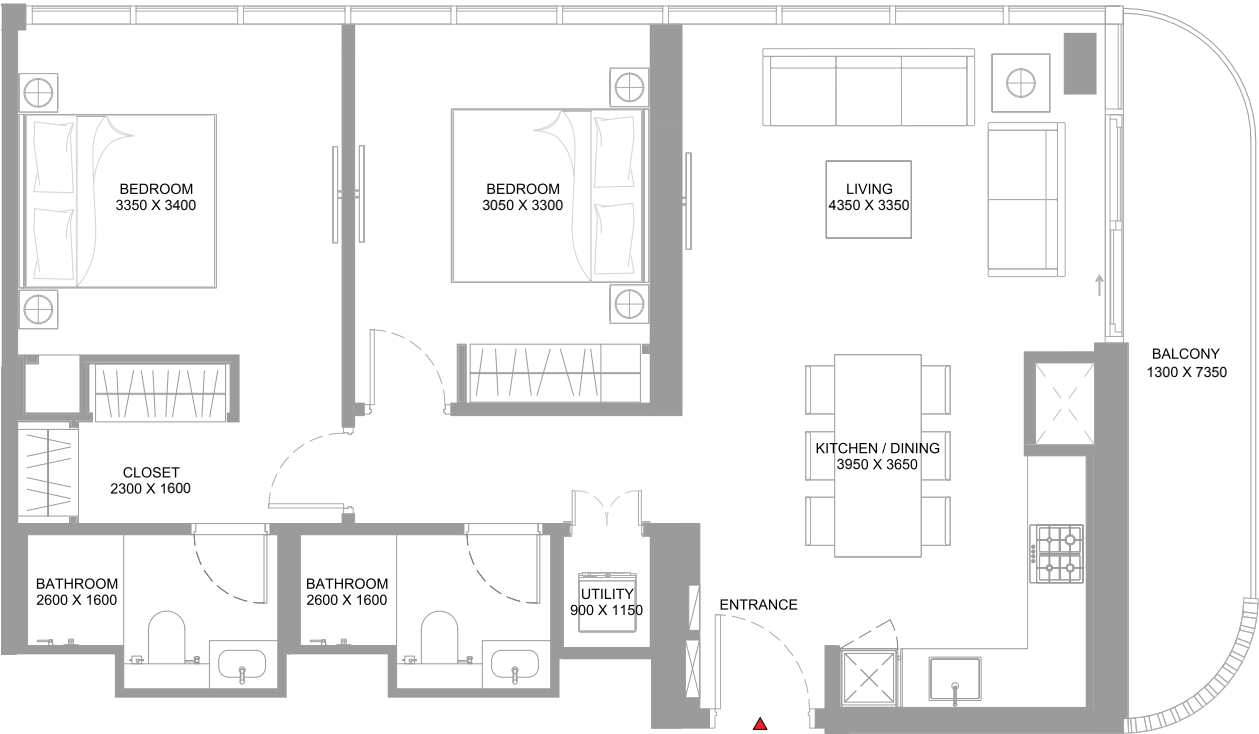
**TOTAL SALEABLE AREA**  
SUITE RANGE = 878.87 - 880.49 SQ.FT.  
BALCONY RANGE = 108.61 - 109.25 SQ.FT.  
TOTAL RANGE = 988.13 - 989.31 SQ.FT.

List of unit numbers with this unit plan:

### VIEWS

Golf Course, Sea Water Lagoon, Marina View  
A-212, A-312, A-412, A-512

Marina, Amenity View  
B-306, B-328, C-312, B-406, B-428,  
C-412, B-506, B-528, C-512, B-606,  
B-628, B-706, B-728



2  
BEDROOM  
APARTMENT

TYPE C  
(with balcony)

**TOTAL SALEABLE AREA**  
SUITE RANGE = 878.87 - 880.49 SQ.FT.  
BALCONY RANGE = 108.61 - 109.25 SQ.FT.  
TOTAL RANGE = 988.13 - 989.31 SQ.FT.

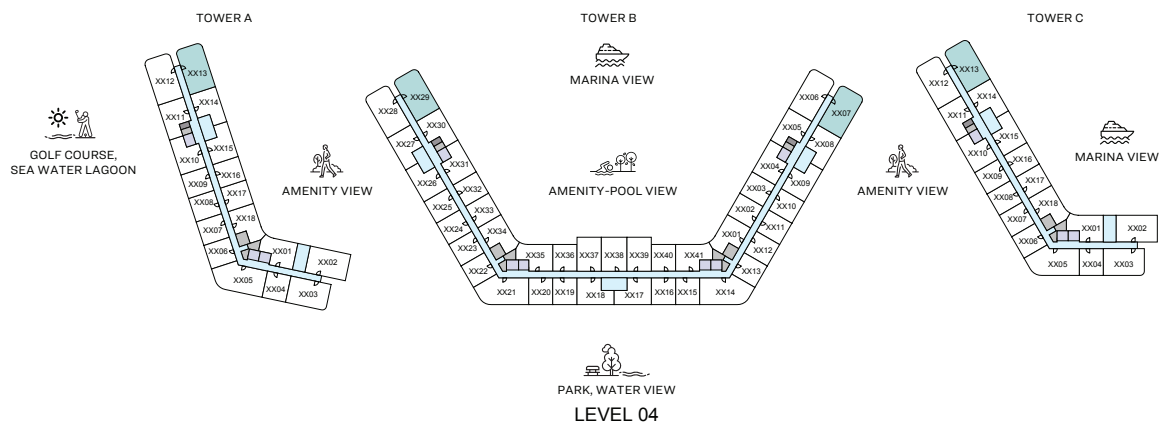
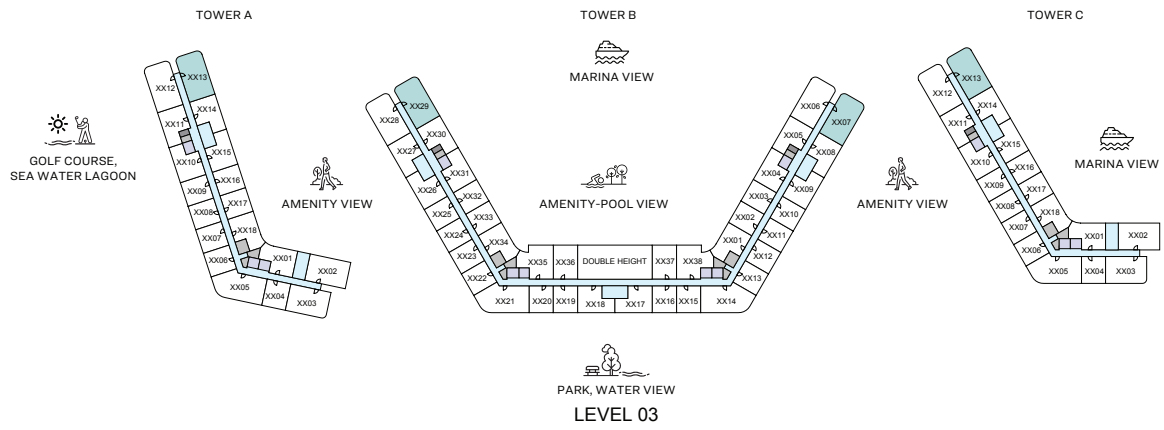
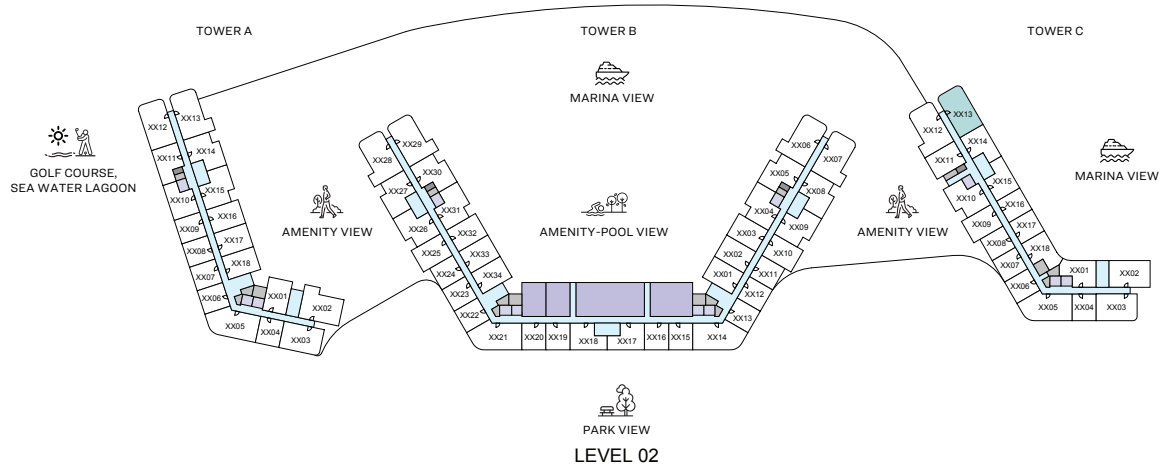
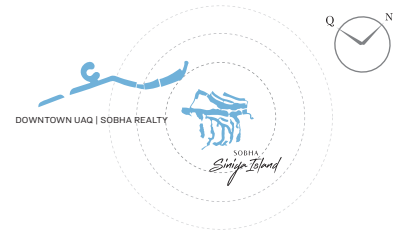
List of unit numbers with this unit plan:

**VIEWS**

Golf Course, Sea Water Lagoon, Marina View  
A-212, A-312, A-412, A-512

Marina, Amenity View  
B-306, B-328, C-312, B-406, B-428,  
C-412, B-506, B-528, C-512, B-606,  
B-628, B-706, B-728





2  
BEDROOM  
APARTMENT

## TYPE C VARIANT 1 (with balcony)

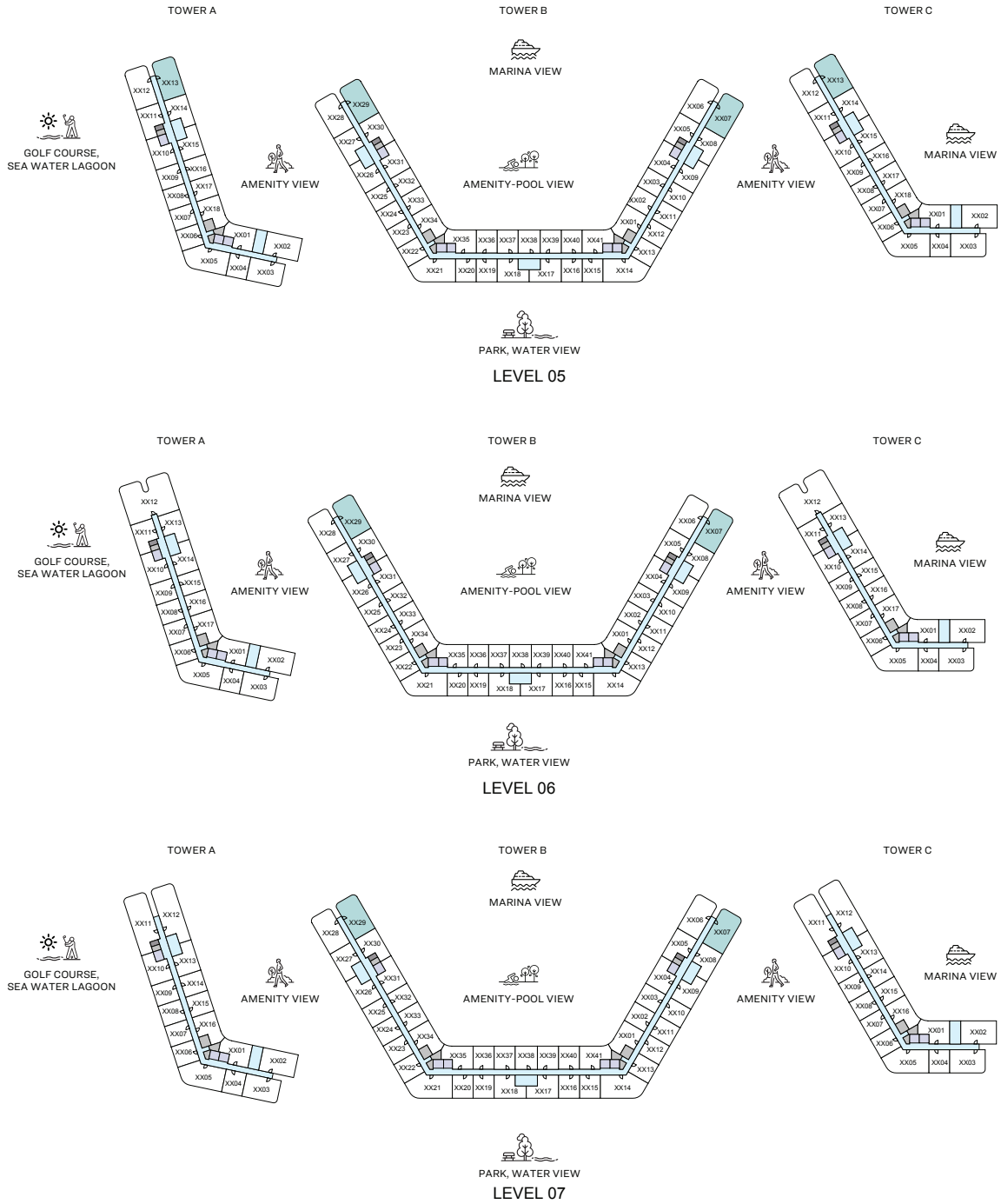
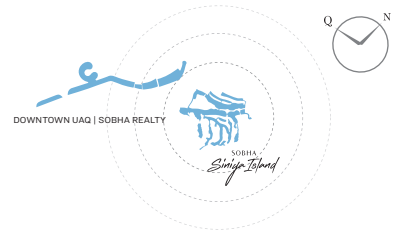
**TOTAL SALEABLE AREA**  
SUITE RANGE = 878.34 - 880.06 SQ.FT.  
BALCONY RANGE = 108.61 - 109.68 SQ.FT.  
TOTAL RANGE = 987.59 - 989.10 SQ.FT.

List of unit numbers with this unit plan:

### VIEWS

Marina View  
C-213, A-313, C-313, A-413,  
C-413, A-513, C-513

Marina, Amenity View  
B-307, B-329, B-407, B-429, B-507,  
B-529, B-607, B-629, B-707, B-729



# 2

BEDROOM  
APARTMENT

## TYPE C VARIANT 1 (with balcony)

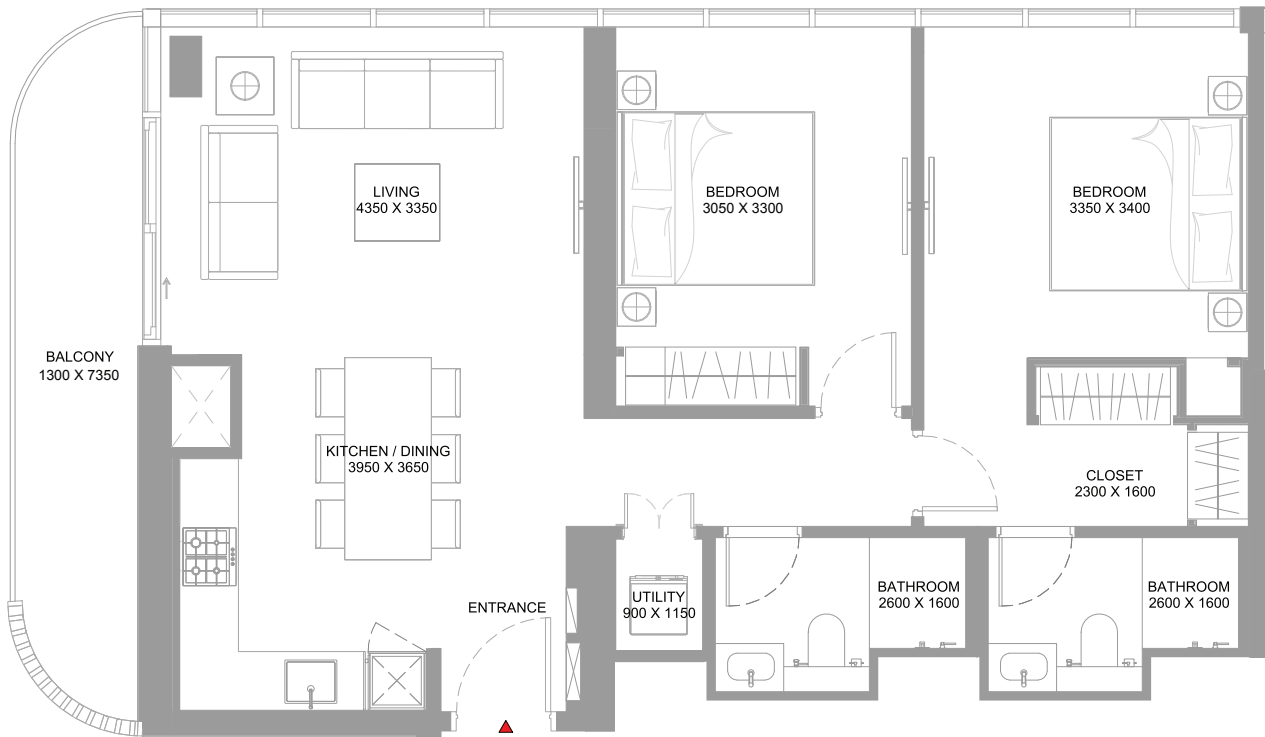
**TOTAL SALEABLE AREA**  
SUITE RANGE = 878.34 - 880.06 SQ.FT.  
BALCONY RANGE = 108.61 - 109.68 SQ.FT.  
TOTAL RANGE = 987.59 - 989.10 SQ.FT.

List of unit numbers with this unit plan:

### VIEWS

Marina View  
C-213, A-313, C-313, A-413,  
C-413, A-513, C-513

Marina, Amenity View  
B-307, B-329, B-407, B-429, B-507,  
B-529, B-607, B-629, B-707, B-729



2  
BEDROOM  
APARTMENT

TYPE C  
VARIANT 1  
(with balcony)

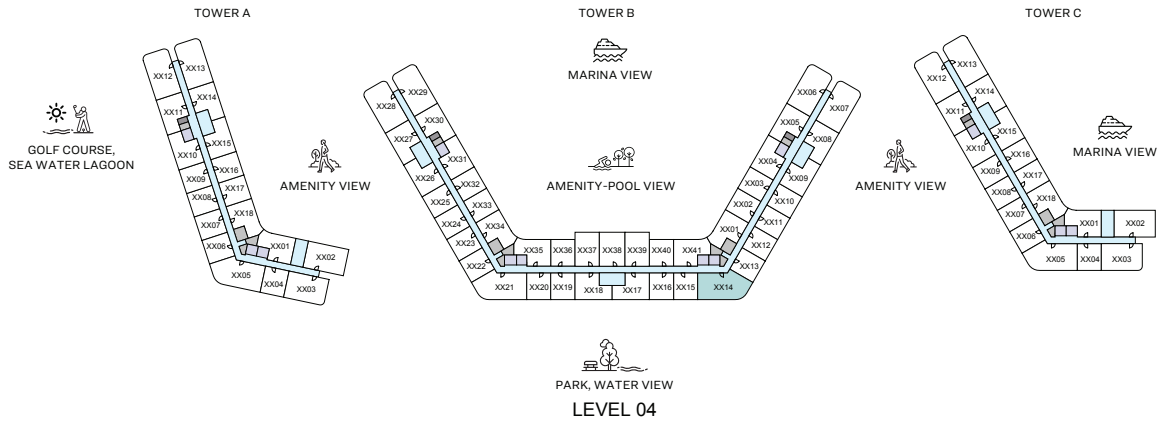
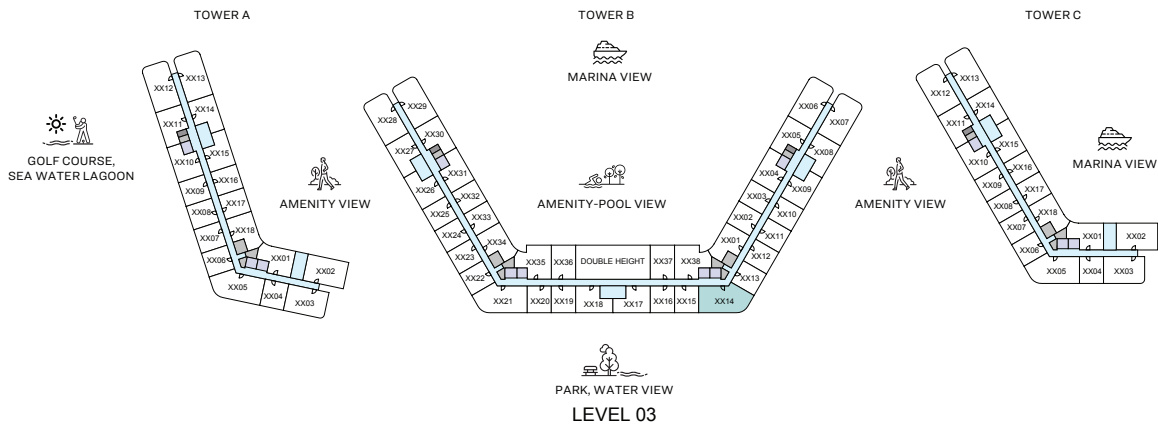
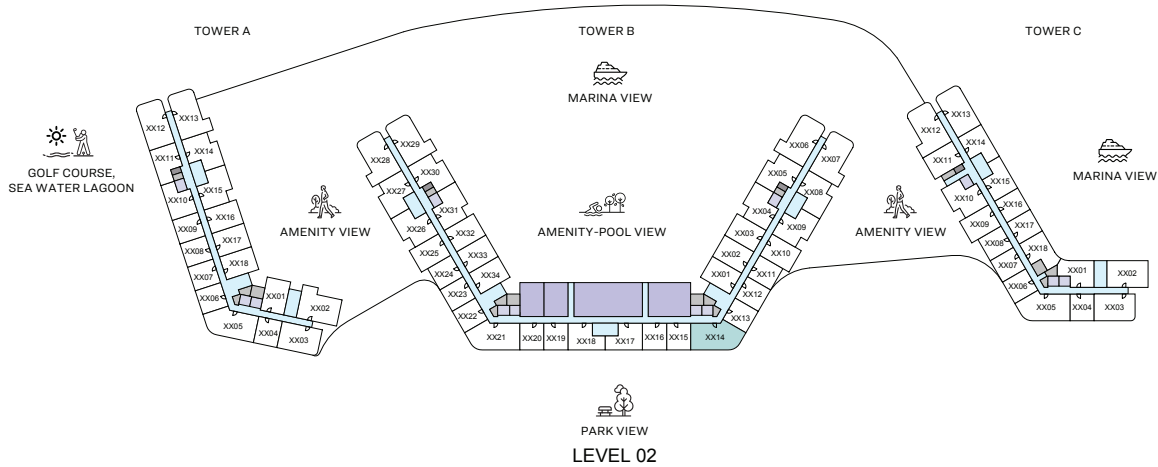
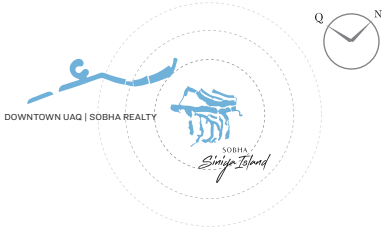
TOTAL SALEABLE AREA  
SUITE RANGE = 878.34 - 880.06 SQ.FT.  
BALCONY RANGE = 108.61 - 109.68 SQ.FT.  
TOTAL RANGE = 987.59 - 989.10 SQ.FT.

List of unit numbers with this unit plan:

VIEWS

Marina View  
C-213, A-313, C-313, A-413,  
C-413, A-513, C-513

Marina, Amenity View  
B-307, B-329, B-407, B-429, B-507,  
B-529, B-607, B-629, B-707, B-729



2  
BEDROOM  
APARTMENT

## TYPE D

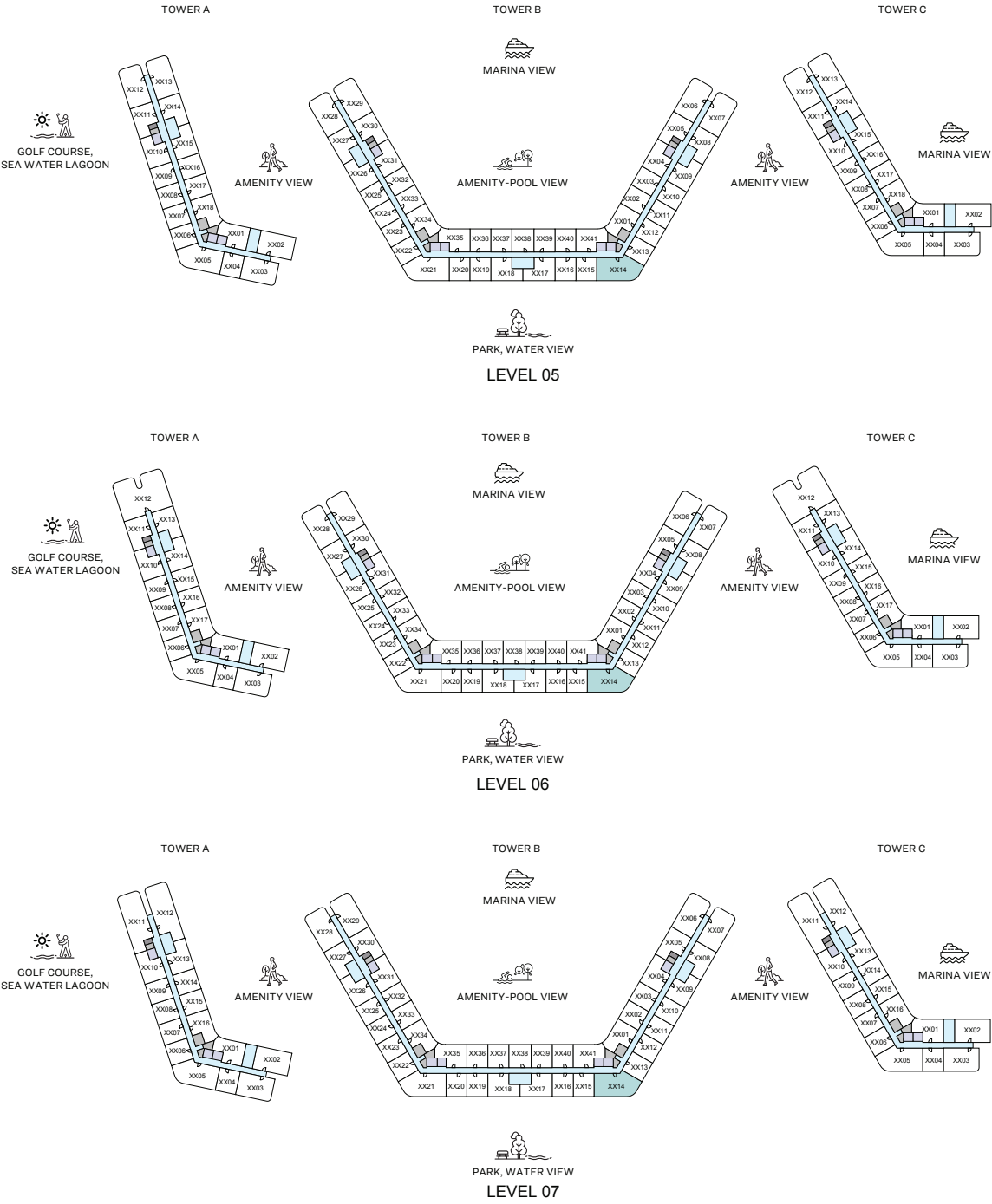
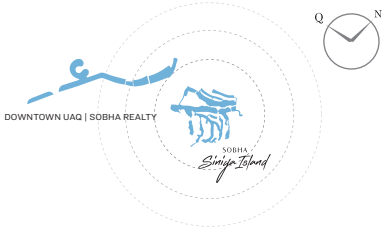
(with powder room + balcony)

**TOTAL SALEABLE AREA**  
SUITE RANGE = 927.74 - 928.17 SQ.FT.  
BALCONY = 93.65 SQ.FT.  
TOTAL RANGE = 1,021.39 - 1,021.82 SQ.FT.

List of unit numbers with this unit plan:

### VIEWS

- Park  
B-214
- Park, Water View  
B-314, B-414, B-514, B-614, B-714, B-813, B-912



# 2

BEDROOM  
APARTMENT

## TYPE D

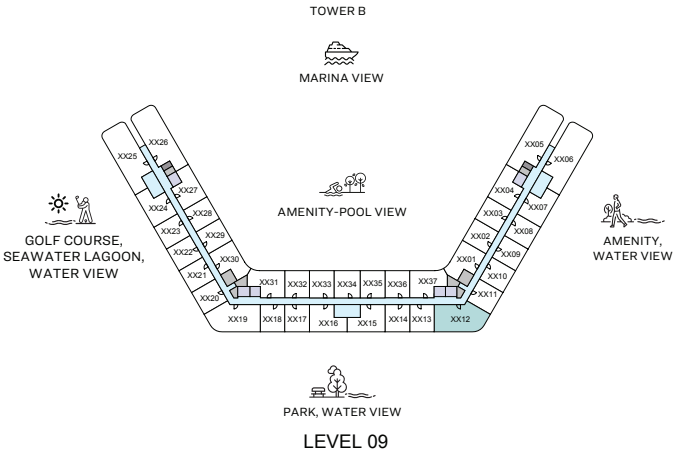
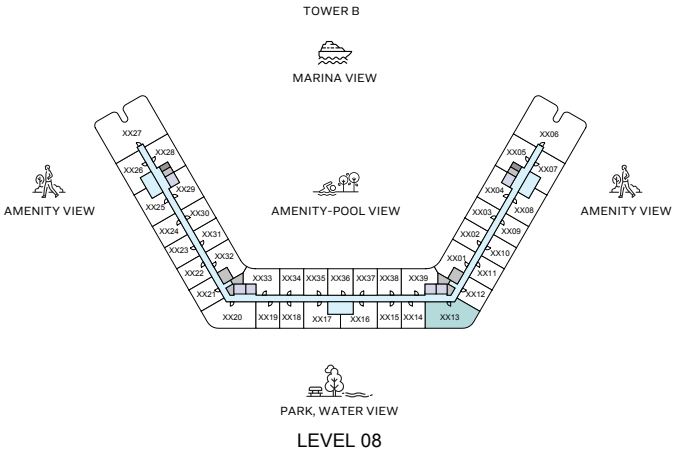
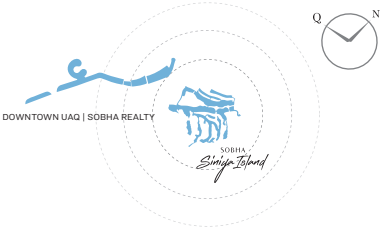
(with powder room + balcony)

**TOTAL SALEABLE AREA**  
SUITE RANGE = 927.74 - 928.17 SQ.FT.  
BALCONY = 93.65 SQ.FT.  
TOTAL RANGE = 1,021.39 - 1,021.82 SQ.FT.

List of unit numbers with this unit plan:

### VIEWS

- Park  
B-214
- Park, Water View  
B-314, B-414, B-514, B-614, B-714, B-813, B-912



2  
BEDROOM  
APARTMENT

## TYPE D

(with powder room + balcony)

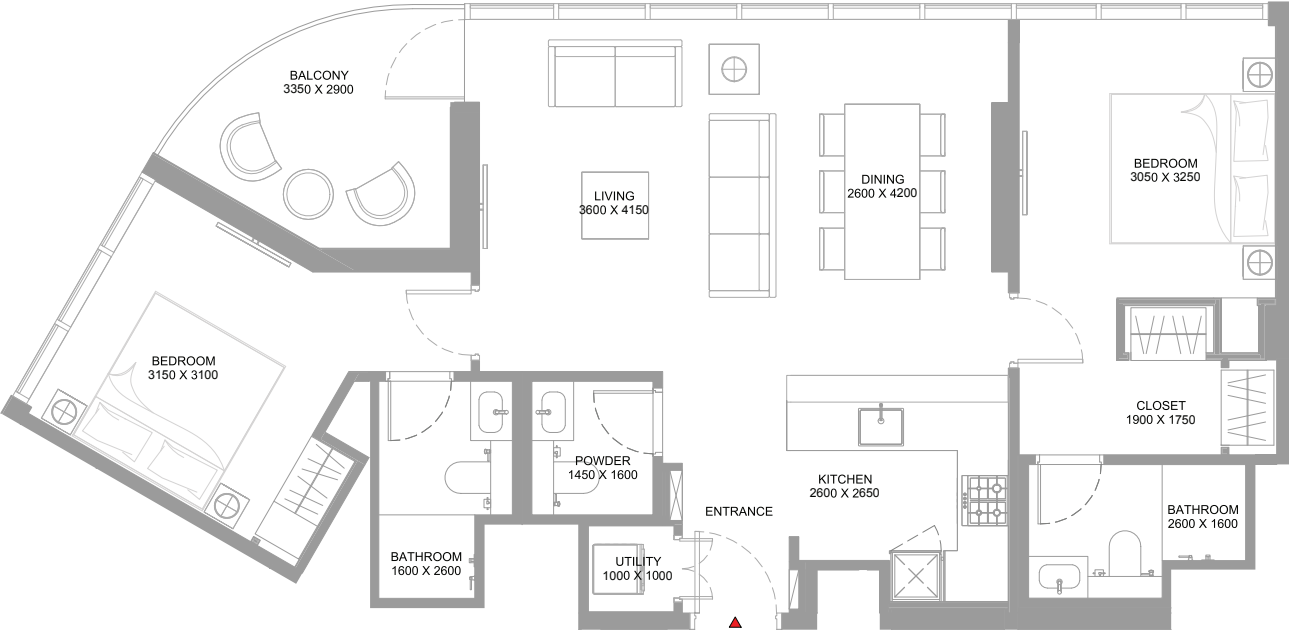
**TOTAL SALEABLE AREA**  
SUITE RANGE = 927.74 - 928.17 SQ.FT.  
BALCONY = 93.65 SQ.FT.  
TOTAL RANGE = 1,021.39 - 1,021.82 SQ.FT.

List of unit numbers with this unit plan:

### VIEWS

Park  
B-214

Park, Water View  
B-314, B-414, B-514, B-614, B-714, B-813, B-912



2  
BEDROOM  
APARTMENT

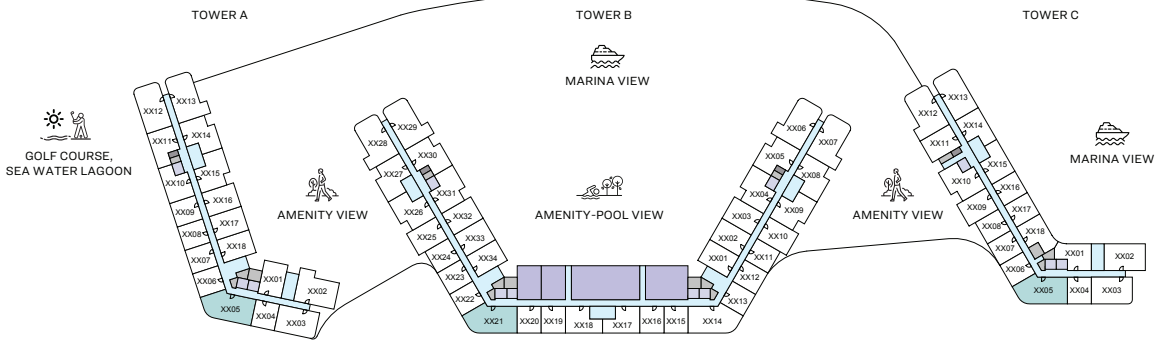
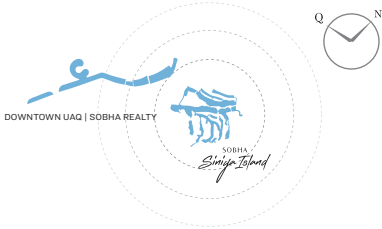
TYPE D  
(with powder room + balcony)

TOTAL SALEABLE AREA  
SUITE RANGE = 927.74 - 928.17 SQ.FT.  
BALCONY = 93.65 SQ.FT.  
TOTAL RANGE = 1,021.39 - 1,021.82 SQ.FT.

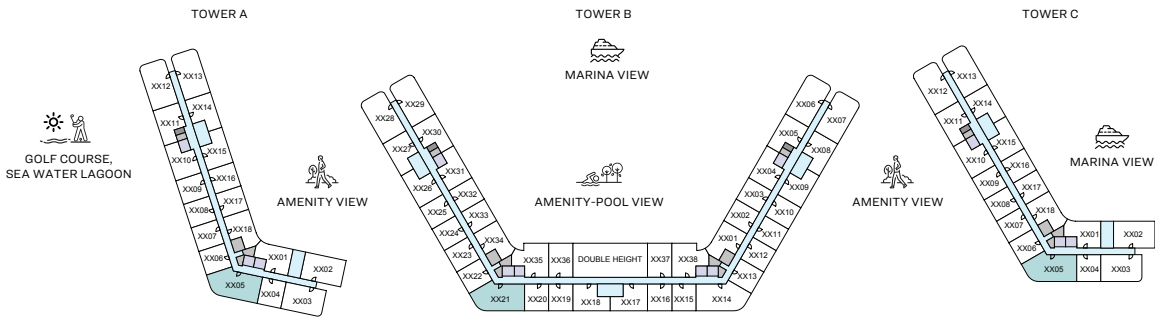
List of unit numbers with this unit plan:

VIEWS

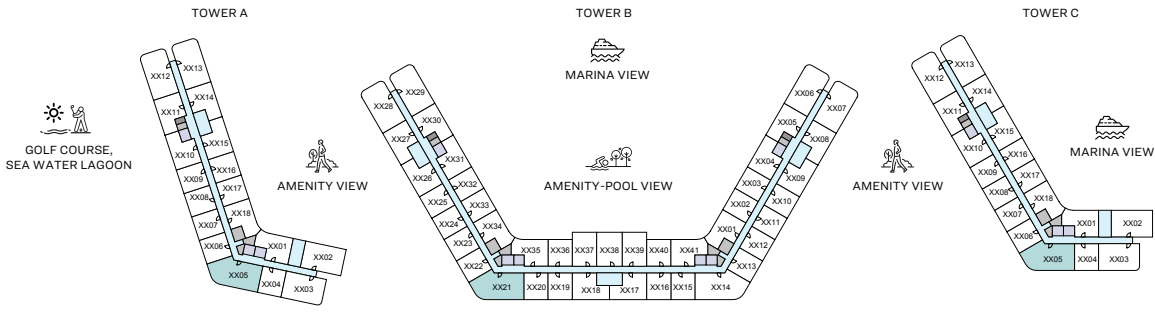
- Park  
B-214
- Park, Water View  
B-314, B-414, B-514, B-614, B-714, B-813, B-912



LEVEL 02



LEVEL 03



LEVEL 04

2  
BEDROOM  
APARTMENT

## TYPE D VARIANT 1

(with powder room + balcony)

**TOTAL SALEABLE AREA**  
SUITE RANGE = 927.31 - 928.06 SQ.FT.  
BALCONY RANGE = 93.65 - 94.61 SQ.FT.  
TOTAL RANGE = 1,021.17 - 1,022.57 SQ.FT.

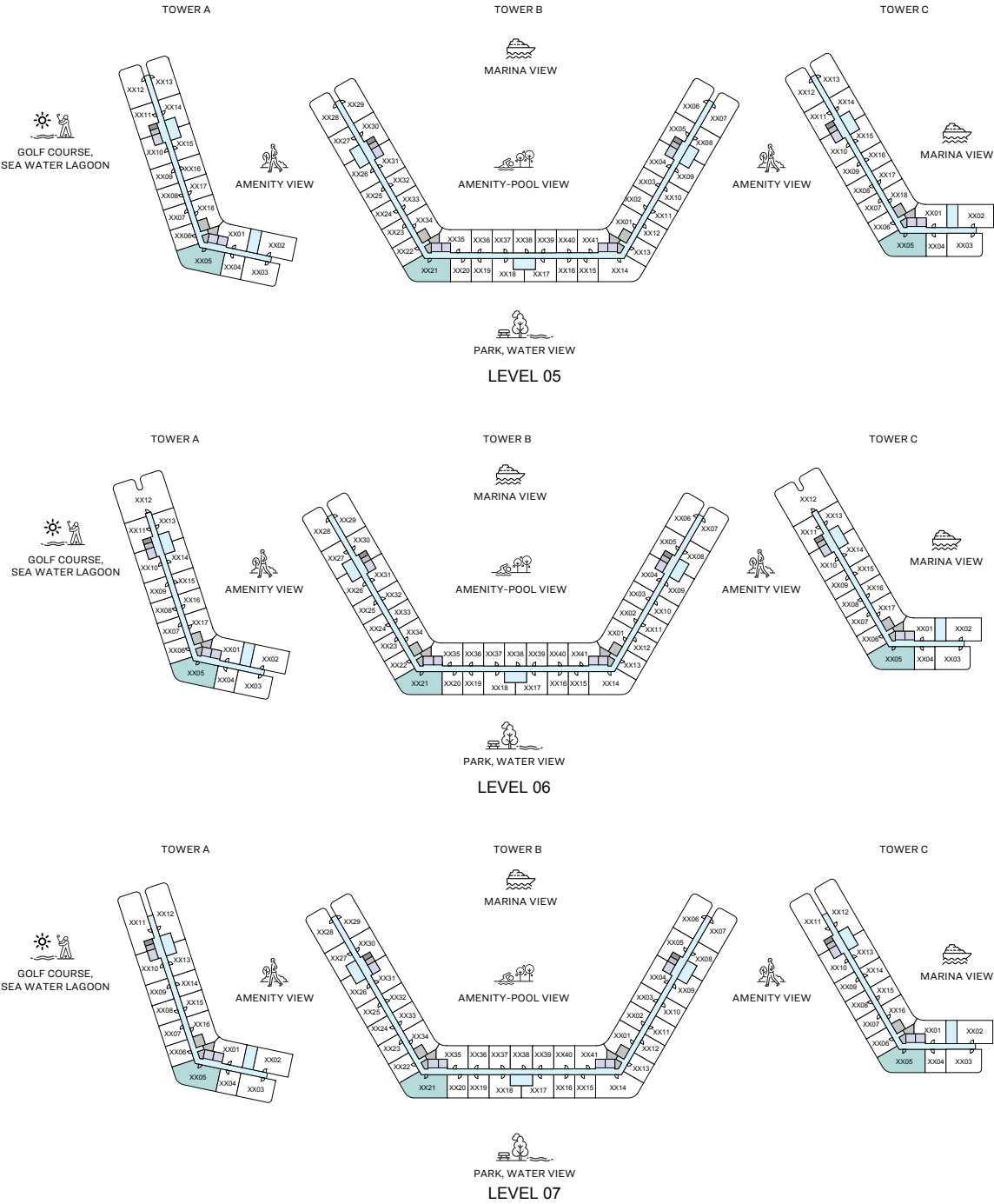
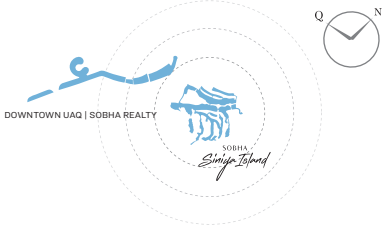
List of unit numbers with this unit plan:

### VIEWS

Golf Course, Park View  
A-205  
  
Golf Course, park, Water View  
A-305, A-405, A-505, A-605, A-705  
  
Park  
B-221, C-205

Park, Water View  
B-321, C-305, B-421, C-405, B-521, C-505,  
B-621, C-605, B-721, C-705, B-820, B-919





# 2

BEDROOM  
APARTMENT

## TYPE D VARIANT 1

(with powder room + balcony)

**TOTAL SALEABLE AREA**  
SUITE RANGE = 927.31 - 928.06 SQ.FT.  
BALCONY RANGE = 93.65 - 94.61 SQ.FT.  
TOTAL RANGE = 1,021.17 - 1,022.57 SQ.FT.

List of unit numbers with this unit plan:

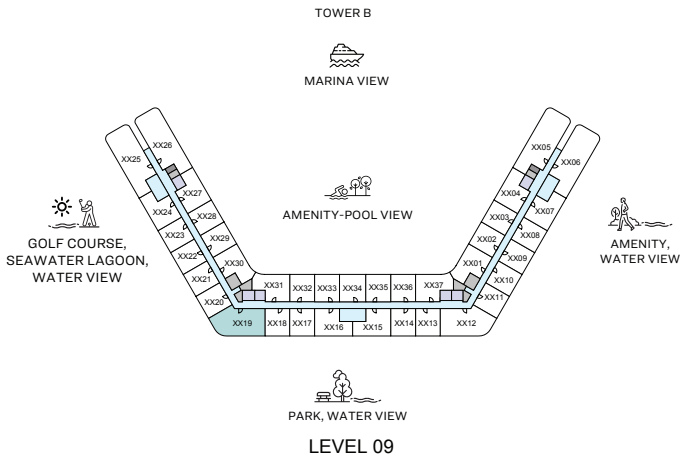
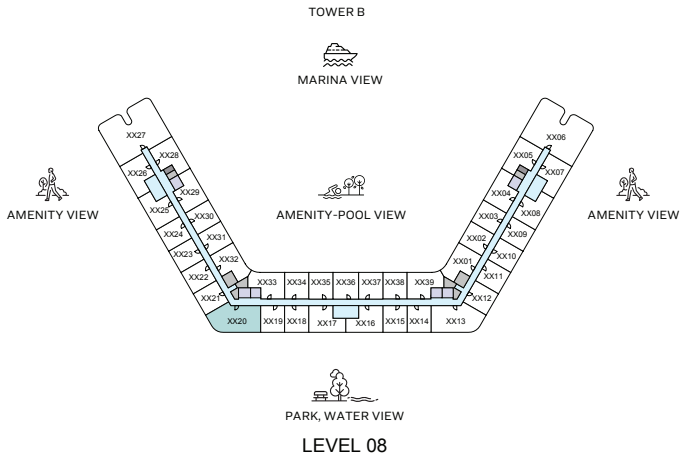
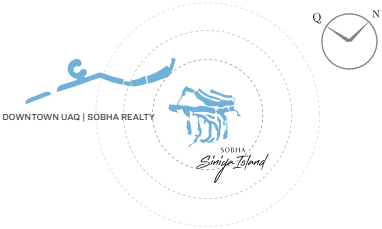
### VIEWS

Golf Course, Park View  
A-205

Golf Course, park, Water View  
A-305, A-405, A-505, A-605, A-705

Park  
B-221, C-205

Park, Water View  
B-321, C-305, B-421, C-405, B-521, C-505,  
B-621, C-605, B-721, C-705, B-820, B-919



2  
BEDROOM  
APARTMENT

## TYPE D VARIANT 1

(with powder room + balcony)

**TOTAL SALEABLE AREA**  
SUITE RANGE = 927.31 - 928.06 SQ.FT.  
BALCONY RANGE = 93.65 - 94.61 SQ.FT.  
TOTAL RANGE = 1,021.17 - 1,022.57 SQ.FT.

List of unit numbers with this unit plan:

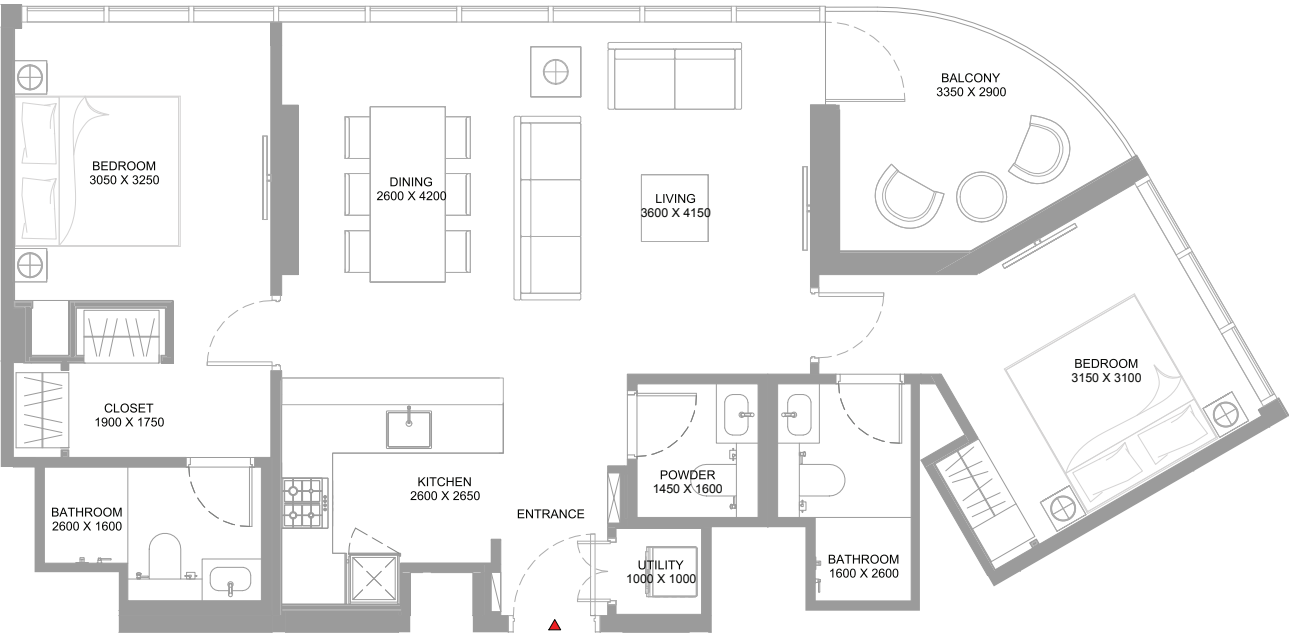
### VIEWS

Golf Course, Park View  
A-205

Golf Course, park, Water View  
A-305, A-405, A-505, A-605, A-705

Park  
B-221, C-205

Park, Water View  
B-321, C-305, B-421, C-405, B-521, C-505,  
B-621, C-605, B-721, C-705, B-820, B-919



2  
BEDROOM  
APARTMENT

TYPE D  
VARIANT 1  
(with powder room + balcony)

TOTAL SALEABLE AREA  
SUITE RANGE = 927.31 - 928.06 SQ.FT.  
BALCONY RANGE = 93.65 - 94.61 SQ.FT.  
TOTAL RANGE = 1,021.17 - 1,022.57 SQ.FT.

List of unit numbers with this unit plan:

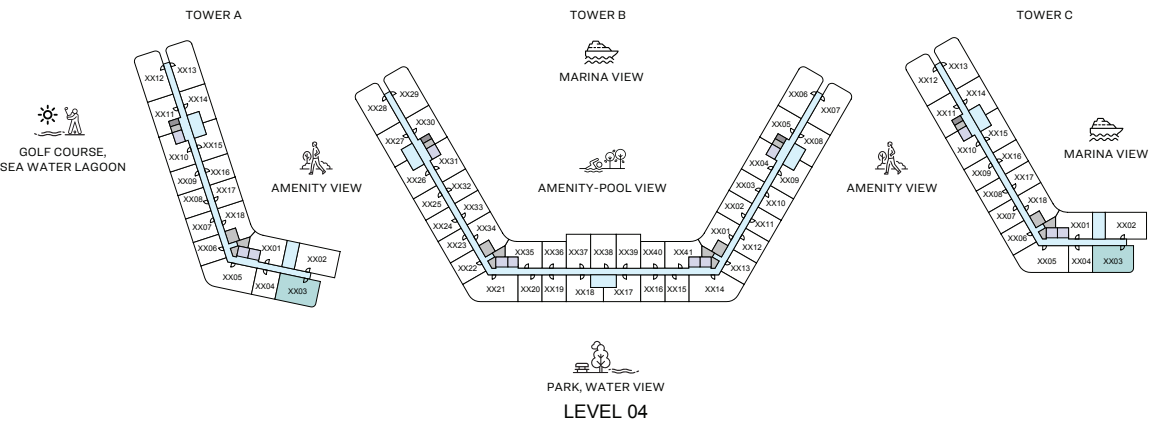
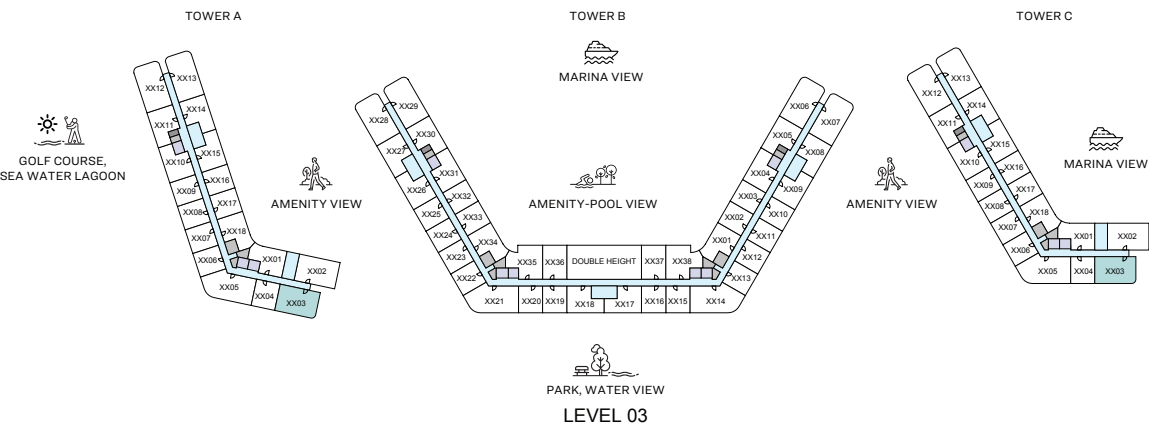
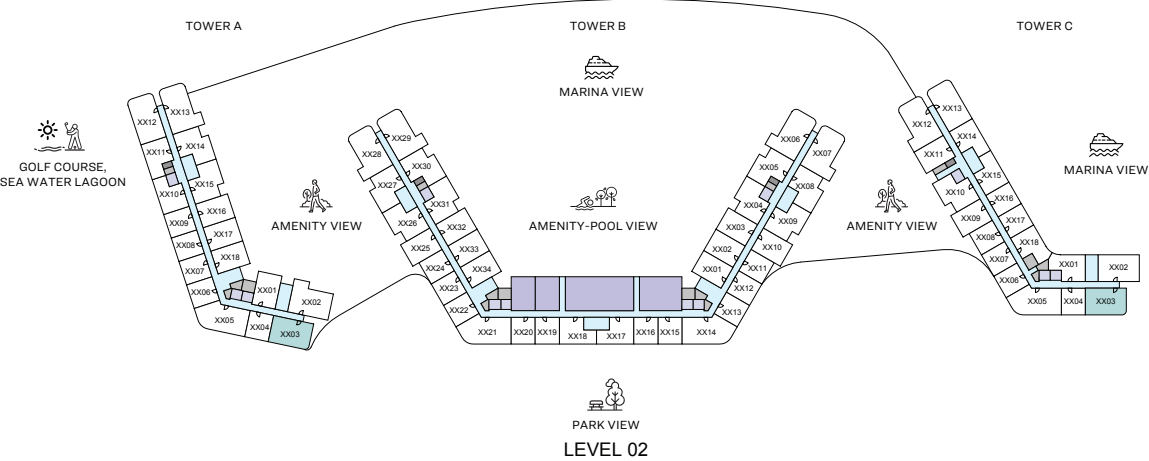
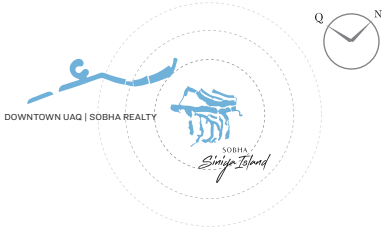
VIEWES

Golf Course, Park View  
A-205

Golf Course, park, Water View  
A-305, A-405, A-505, A-605, A-705

Park  
B-221, C-205

Park, Water View  
B-321, C-305, B-421, C-405, B-521, C-505,  
B-621, C-605, B-721, C-705, B-820, B-919



# 2

BEDROOM  
APARTMENT

## TYPE E

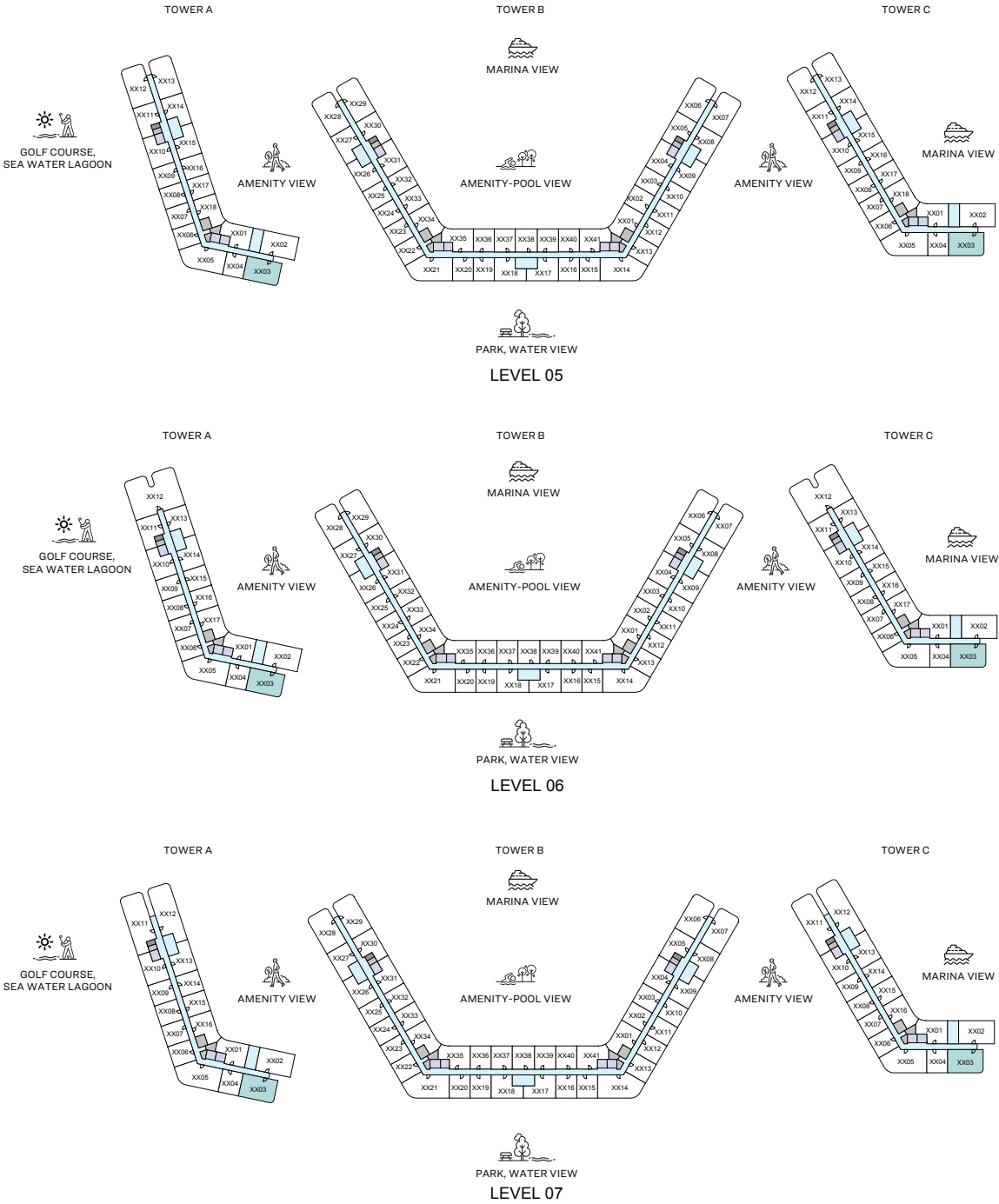
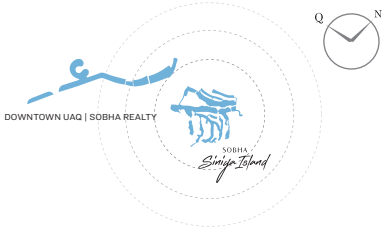
(with balcony)

**TOTAL SALEABLE AREA**  
SUITE RANGE = 811.38 - 812.57 SQ.FT.  
BALCONY RANGE = 59.52 - 60.60 SQ.FT.  
TOTAL RANGE = 871.98 - 872.52 SQ.FT.

List of unit numbers with this unit plan:

### VIEWS

- Park  
A-203, C-203
- Park, Water View  
A-303, C-303, A-403, C-403, A-503,  
C-503, A-603, C-603, A-703, C-703



2  
BEDROOM  
APARTMENT

## TYPE E

(with balcony)

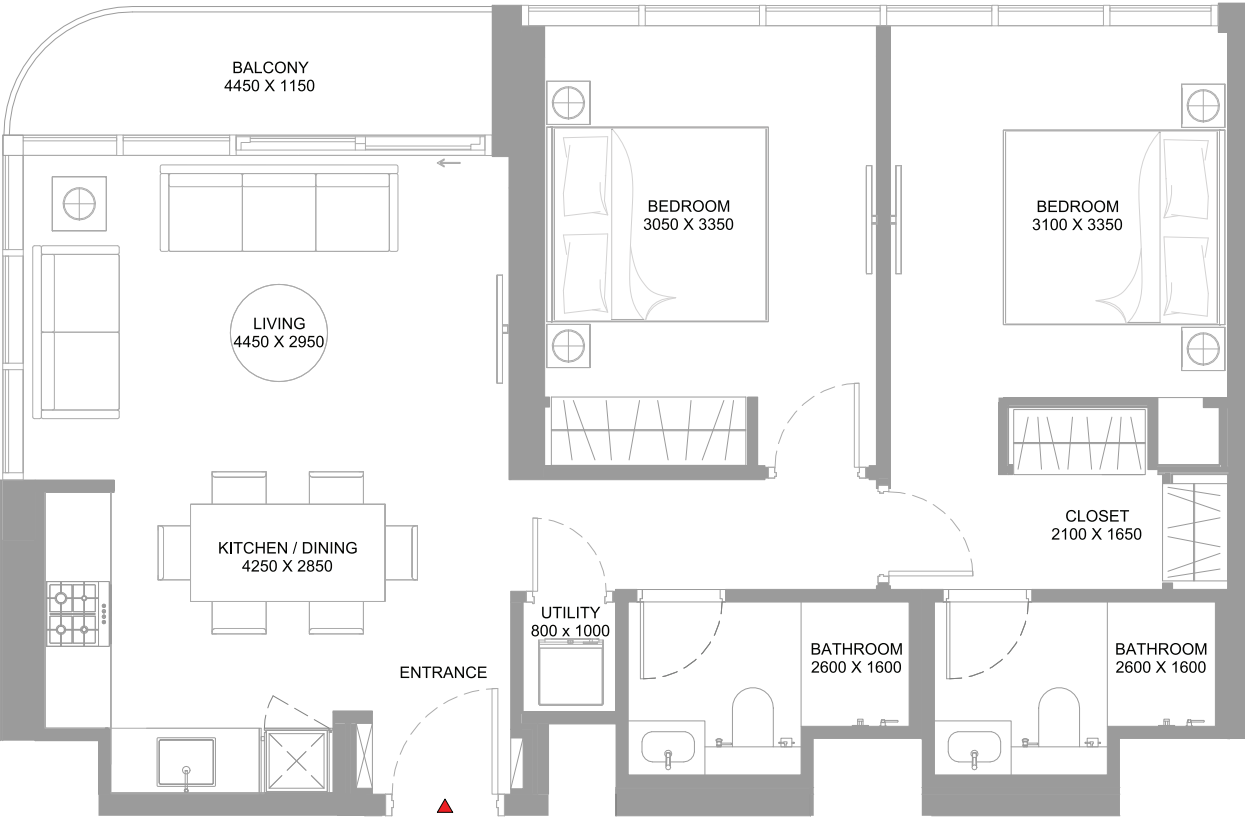
**TOTAL SALEABLE AREA**  
SUITE RANGE = 811.38 - 812.57 SQ.FT.  
BALCONY RANGE = 59.52 - 60.60 SQ.FT.  
TOTAL RANGE = 871.98 - 872.52 SQ.FT.

List of unit numbers with this unit plan:

### VIEWS

**Park**  
A-203, C-203

**Park, Water View**  
A-303, C-303, A-403, C-403, A-503,  
C-503, A-603, C-603, A-703, C-703



# 2

BEDROOM  
APARTMENT

## TYPE E

(with balcony)

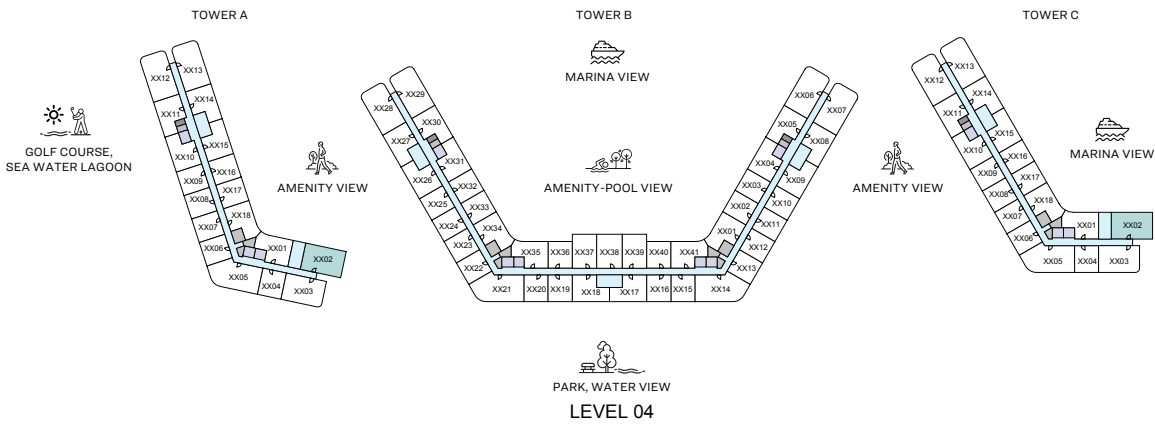
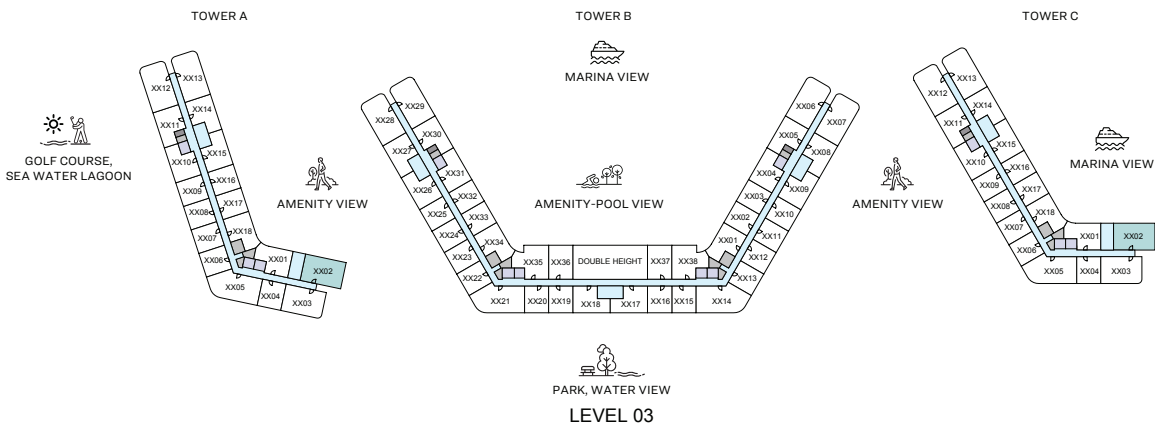
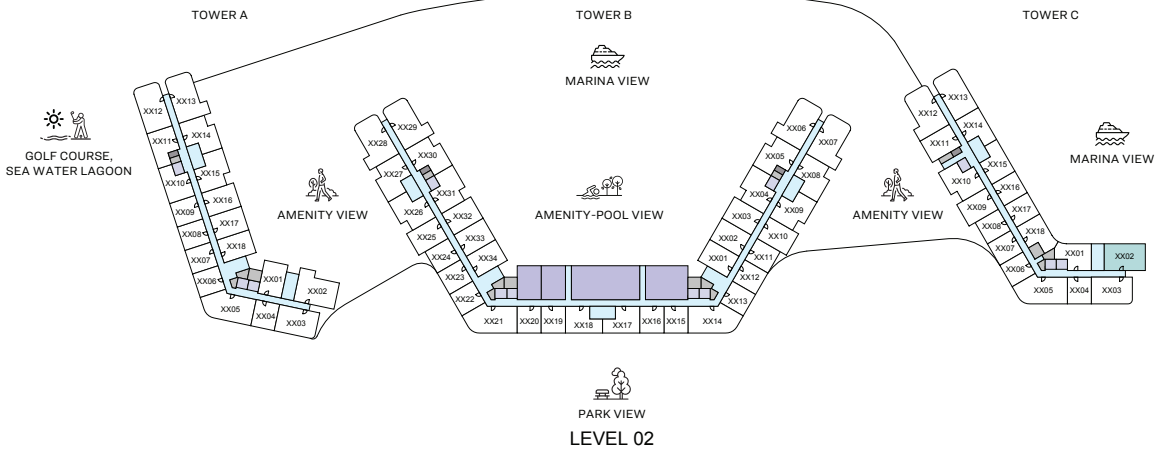
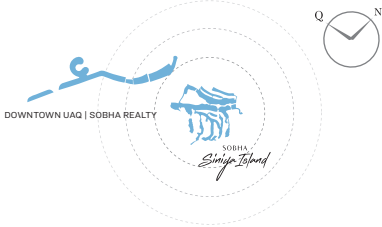
**TOTAL SALEABLE AREA**  
SUITE RANGE = 811.38 - 812.57 SQ.FT.  
BALCONY RANGE = 59.52 - 60.60 SQ.FT.  
TOTAL RANGE = 871.98 - 872.52 SQ.FT.

List of unit numbers with this unit plan:

### VIEWS

Park  
A-203, C-203

Park, Water View  
A-303, C-303, A-403, C-403, A-503,  
C-503, A-603, C-603, A-703, C-703



# 2

BEDROOM  
APARTMENT

## TYPE F

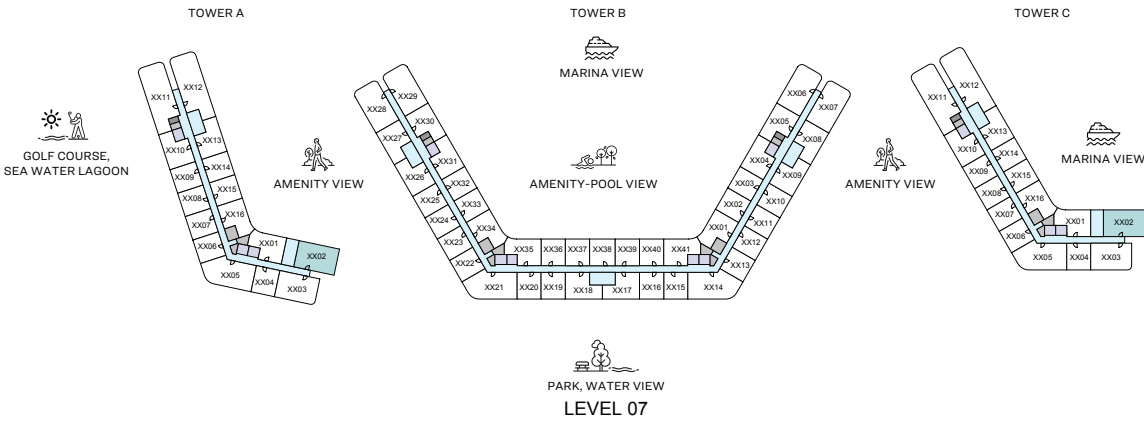
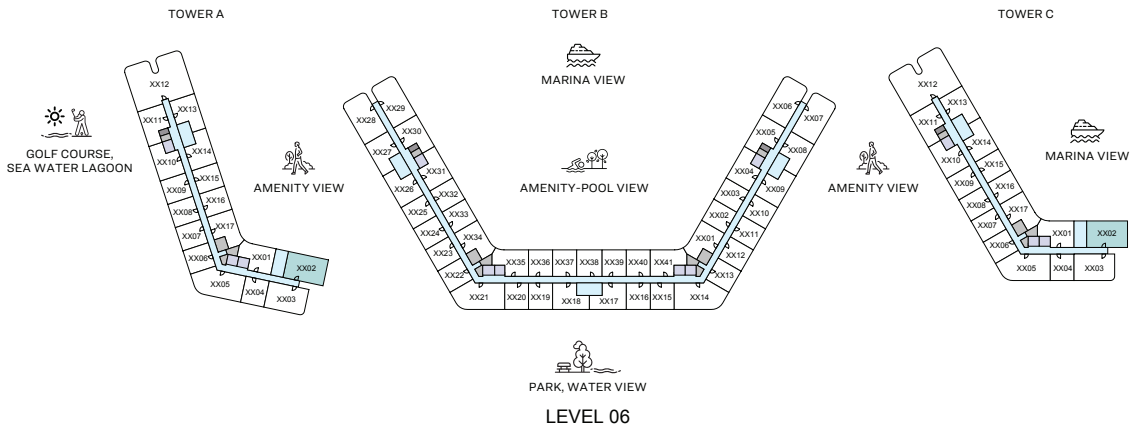
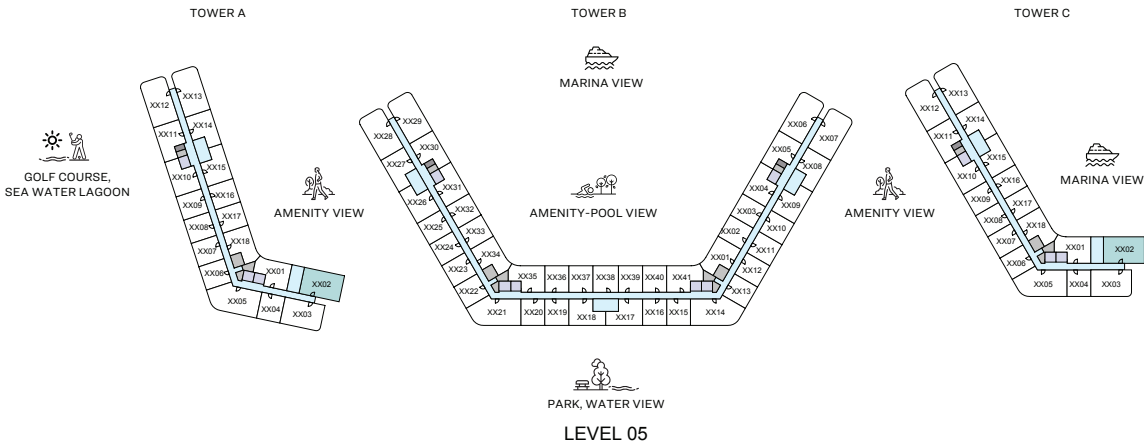
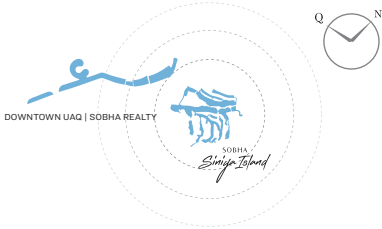
(with balcony)

**TOTAL SALEABLE AREA**  
SUITE RANGE = 806.32 - 807.29 SQ.FT.  
BALCONY RANGE = 60.39 - 60.49 SQ.FT.  
TOTAL RANGE = 866.82 - 867.79 SQ.FT.

List of unit numbers with this unit plan:

### VIEWS

- Amenity View  
A-302, A-402
- Marina View  
C-202, C-302, C-402, C-502, C-602, C-702
- Marina, Amenity View  
A-502, A-602, A-702



# 2

BEDROOM  
APARTMENT

## TYPE F

(with balcony)

**TOTAL SALEABLE AREA**  
SUITE RANGE = 806.32 - 807.29 SQ.FT.  
BALCONY RANGE = 60.39 - 60.49 SQ.FT.  
TOTAL RANGE = 866.82 - 867.79 SQ.FT.

List of unit numbers with this unit plan:

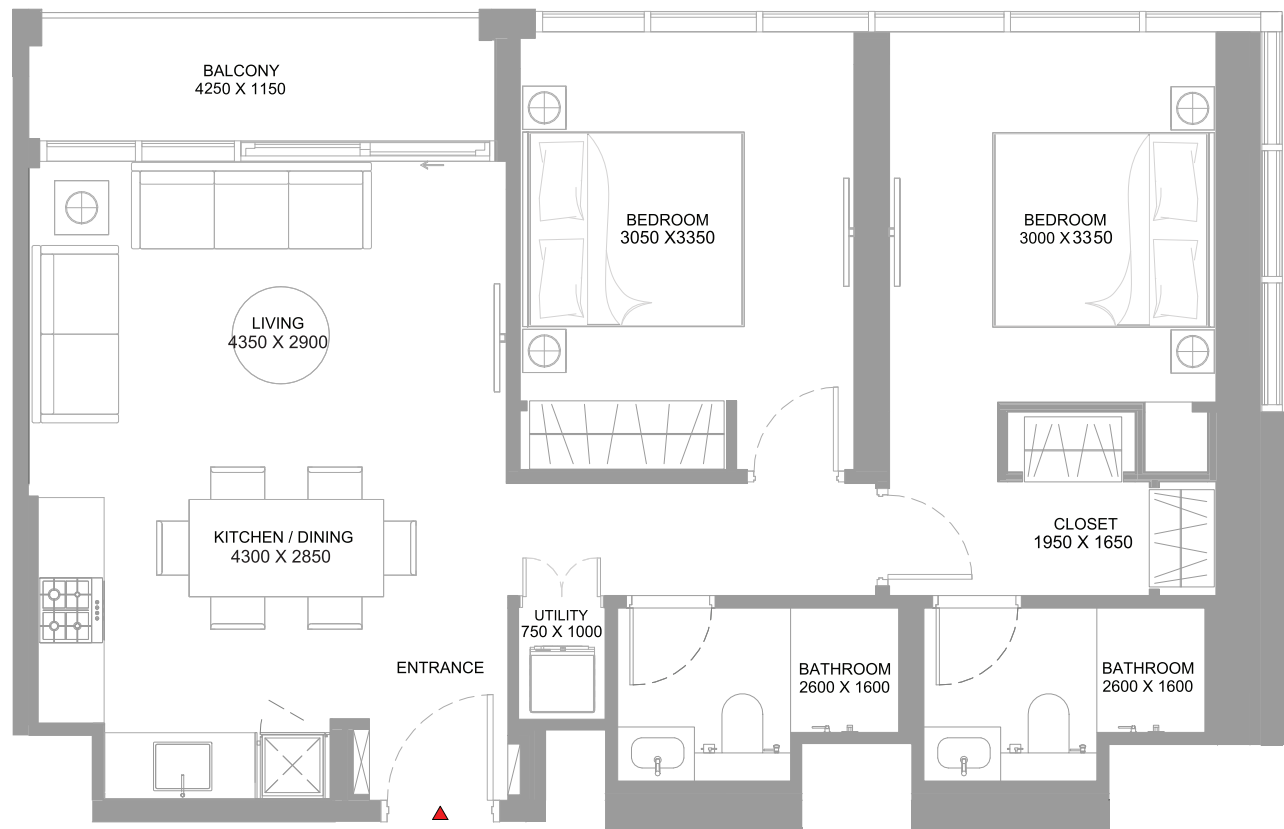
### VIEWS

Amenity View  
A-302, A-402

Marina View  
C-202, C-302, C-402, C-502, C-602, C-702

Marina, Amenity View  
A-502, A-602, A-702





# 2

BEDROOM  
APARTMENT

## TYPE F

(with balcony)

**TOTAL SALEABLE AREA**  
SUITE RANGE = 806.32 - 807.29 SQ.FT.  
BALCONY RANGE = 60.39 - 60.49 SQ.FT.  
TOTAL RANGE = 866.82 - 867.79 SQ.FT.

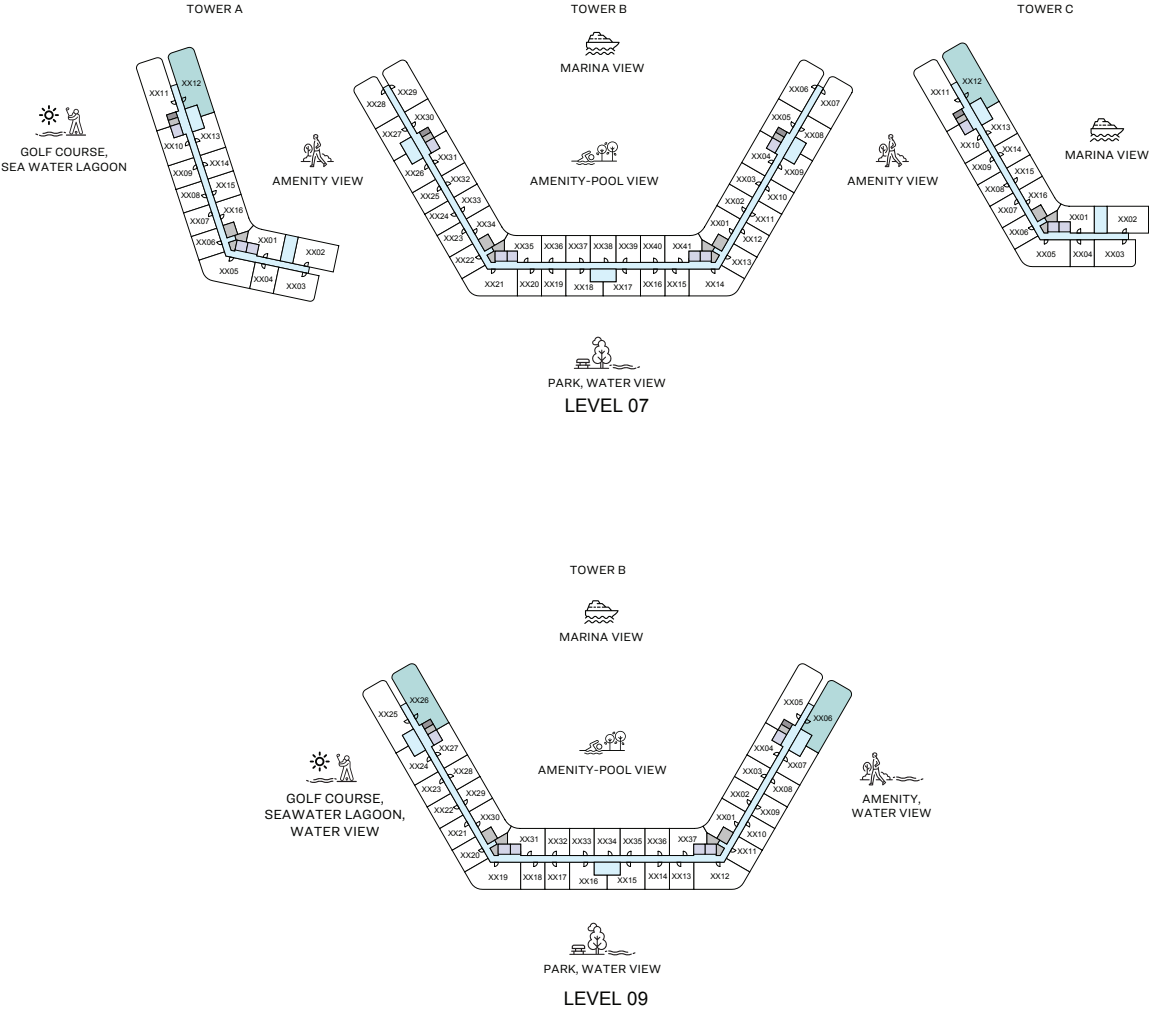
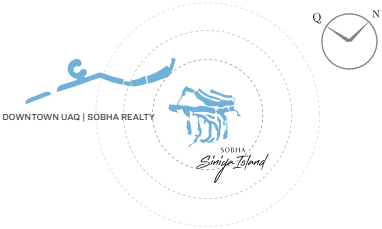
List of unit numbers with this unit plan:

### VIEWS

Amenity View  
A-302, A-402

Marina View  
C-202, C-302, C-402, C-502, C-602, C-702

Marina, Amenity View  
A-502, A-602, A-702



# 2

BEDROOM  
APARTMENT

## TYPE G

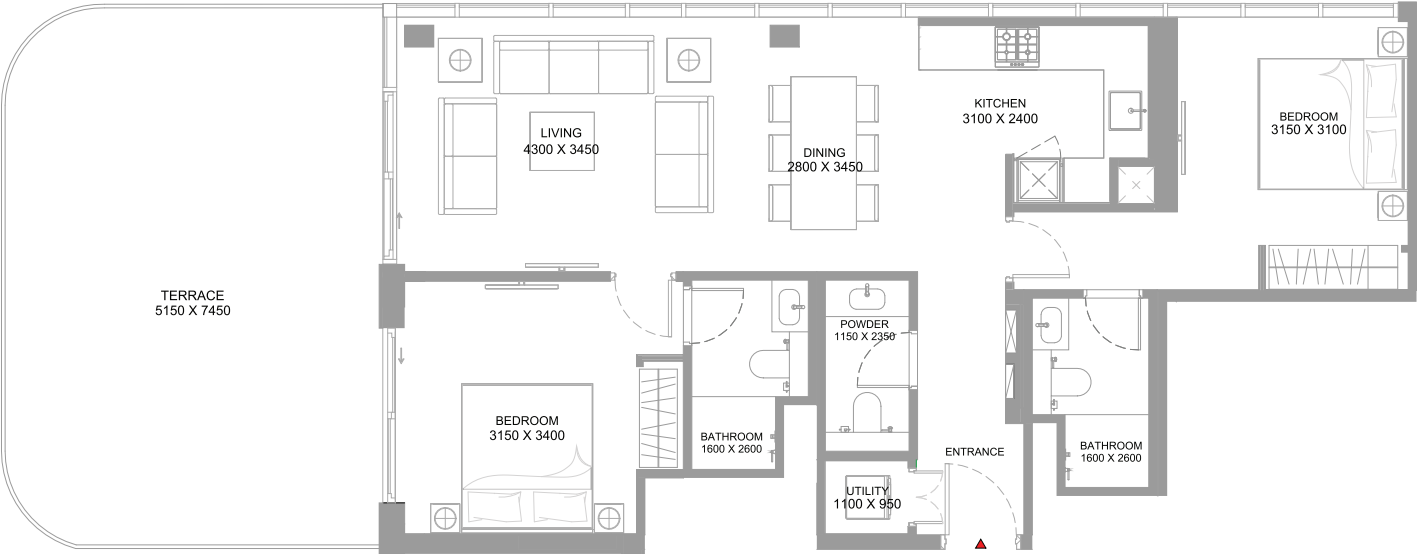
(with powder room + terrace)

**TOTAL SALEABLE AREA**  
SUITE RANGE = 942.70 - 943.67 SQ.FT.  
TERRACE RANGE = 415.49 - 415.92 SQ.FT.  
TOTAL RANGE = 1,358.41 - 1,359.16 SQ.FT.

List of unit numbers with this unit plan:

### VIEWS

- Marina View  
A-712, C-712
- Marina, Amenity View  
B-906, B-926



# 2

BEDROOM  
APARTMENT

## TYPE G

(with powder room + terrace)

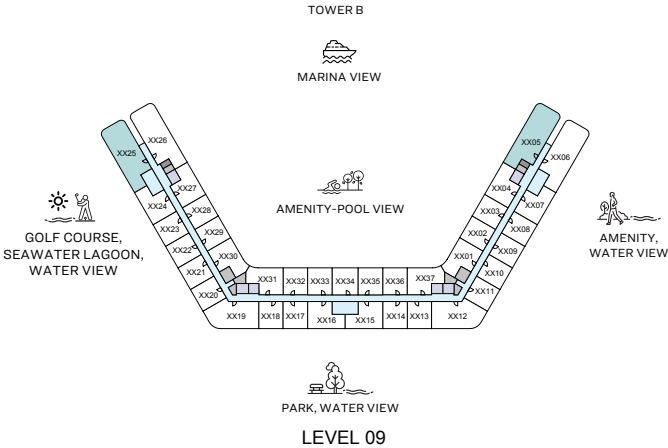
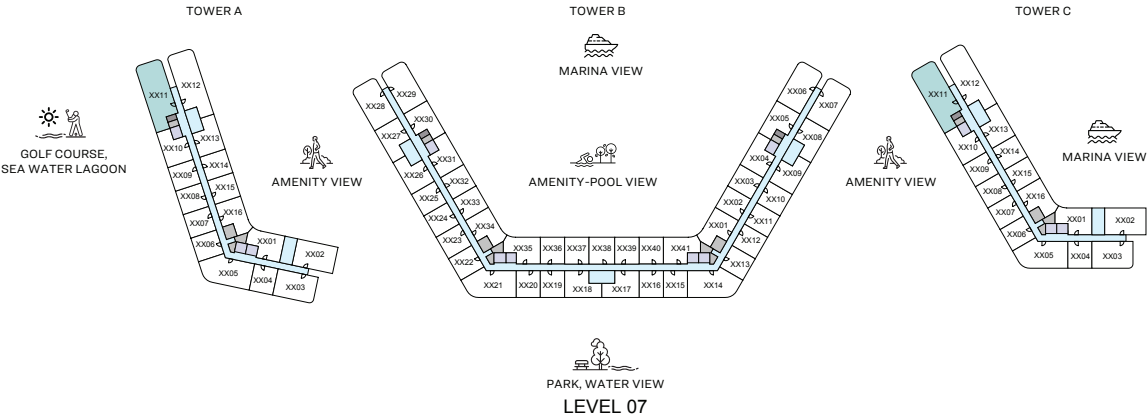
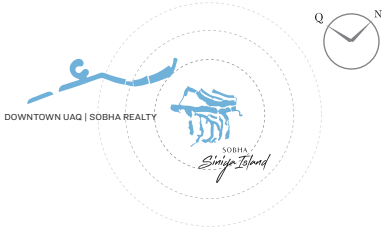
**TOTAL SALEABLE AREA**  
SUITE RANGE = 942.70 - 943.67 SQ.FT.  
TERRACE RANGE = 415.49 - 415.92 SQ.FT.  
TOTAL RANGE = 1,358.41 - 1,359.16 SQ.FT.

List of unit numbers with this unit plan:

### VIEWS

Marina View  
A-712, C-712

Marina, Amenity View  
B-906, B-926



2  
BEDROOM  
APARTMENT

## TYPE G VARIANT 1

(with powder room + terrace)

**TOTAL SALEABLE AREA**  
SUITE RANGE = 943.13 - 943.67 SQ.FT.  
TERRACE RANGE = 415.49 - 415.92 SQ.FT.  
TOTAL RANGE = 1,358.62 - 1,359.16 SQ.FT.

List of unit numbers with this unit plan:

### VIEWS

Golf Course, Sea Water Lagoon, Marina View  
A-711  
Marina, Amenity View  
C-711  
Amenity, Pool, Marina View  
B-905

Golf Course, Sea Water Lagoon, Marina, Amenity View  
B-925



2  
BEDROOM  
APARTMENT

TYPE G  
VARIANT 1  
(with powder room + terrace)

TOTAL SALEABLE AREA  
SUITE RANGE = 943.13 - 943.67 SQ.FT.  
TERRACE RANGE = 415.49 - 415.92 SQ.FT.  
TOTAL RANGE = 1,358.62 - 1,359.16 SQ.FT.

List of unit numbers with this unit plan:

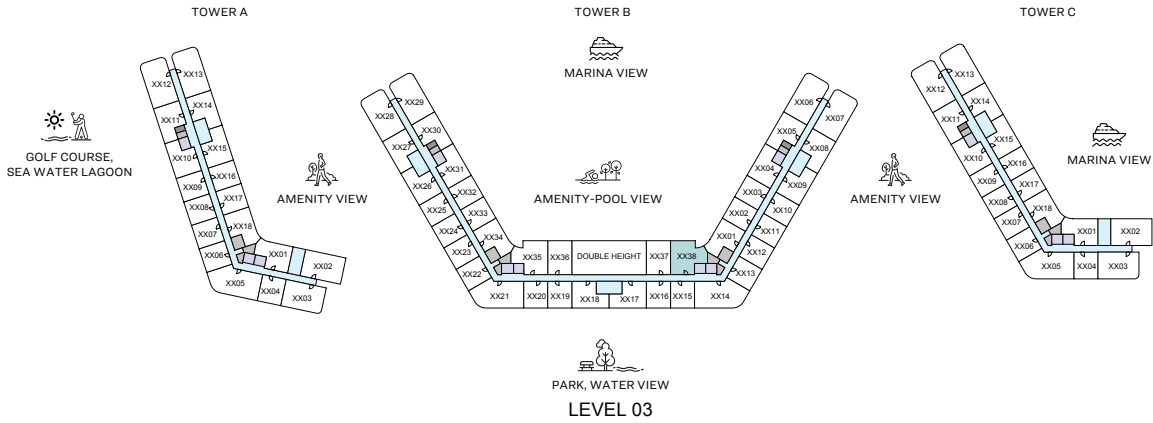
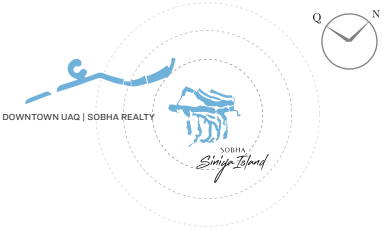
VIEWES

Golf Course, Sea Water Lagoon, Marina View  
A-711

Marina, Amenity View  
C-711

Amenity, Pool, Marina View  
B-905

Golf Course, Sea Water Lagoon, Marina, Amenity View  
B-925



2  
BEDROOM  
APARTMENT

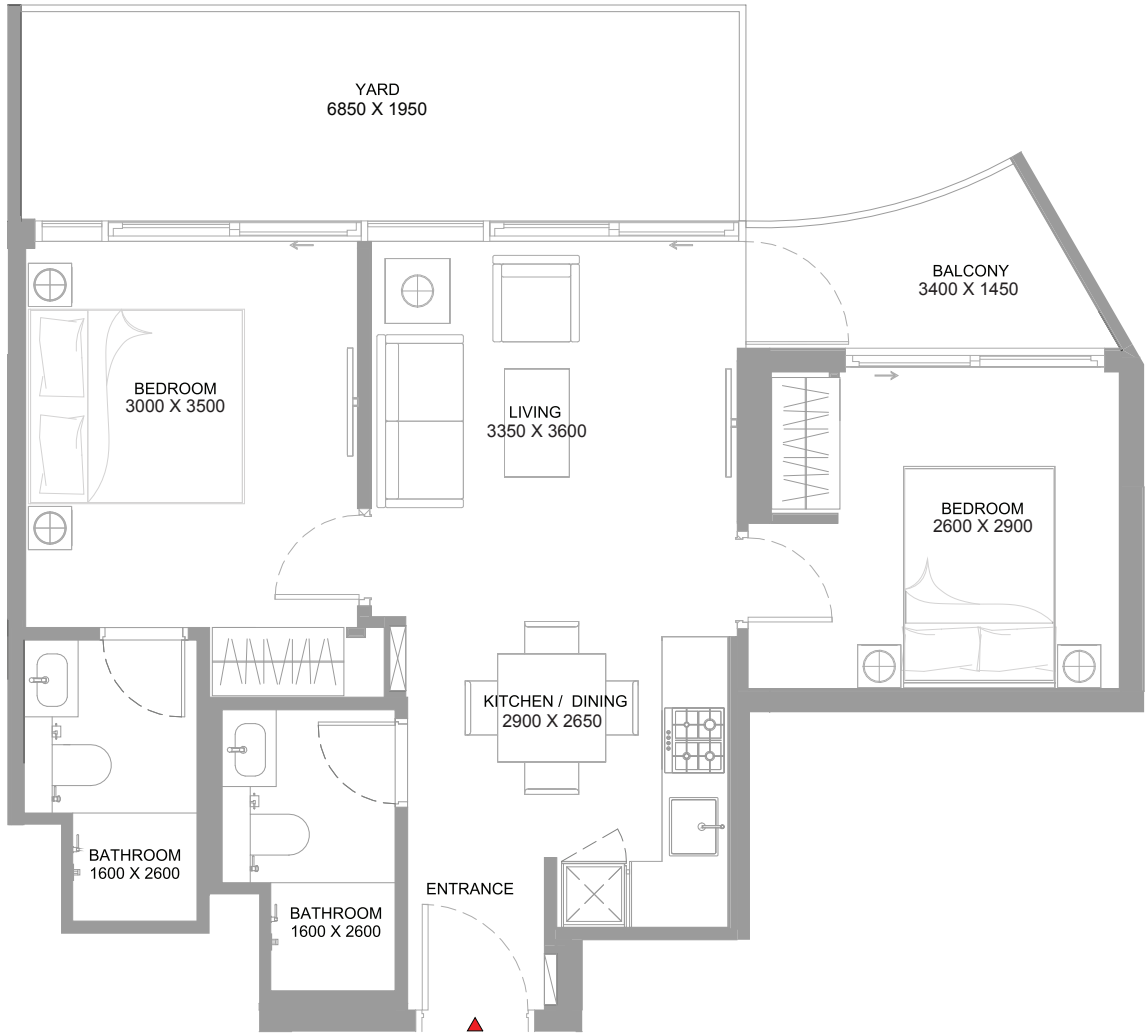
## TYPE H

(with balcony + yard)

**TOTAL SALEABLE AREA**  
SUITE = 622.26 SQ.FT.  
BALCONY & YARD = 202.90 SQ.FT.  
TOTAL = 825.16 SQ.FT.

List of unit numbers with this unit plan:

**VIEWS**  
Amenity, Pool View  
B-338



2  
BEDROOM  
APARTMENT

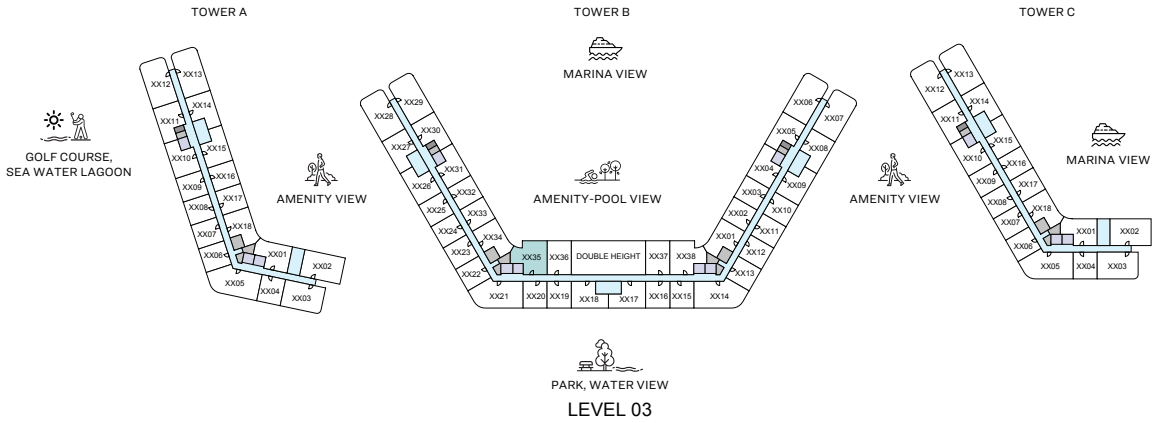
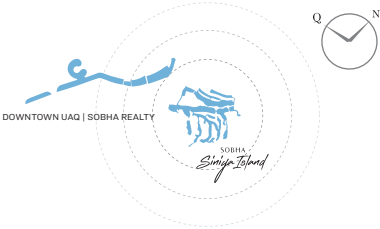
TYPE H  
(with balcony + yard)

TOTAL SALEABLE AREA  
SUITE = 622.26 SQ.FT.  
BALCONY & YARD = 202.90 SQ.FT.  
TOTAL = 825.16 SQ.FT.

List of unit numbers with this unit plan:

VIEWS

Amenity, Pool View  
B-338



2  
BEDROOM  
APARTMENT

## TYPE H VARIANT 1

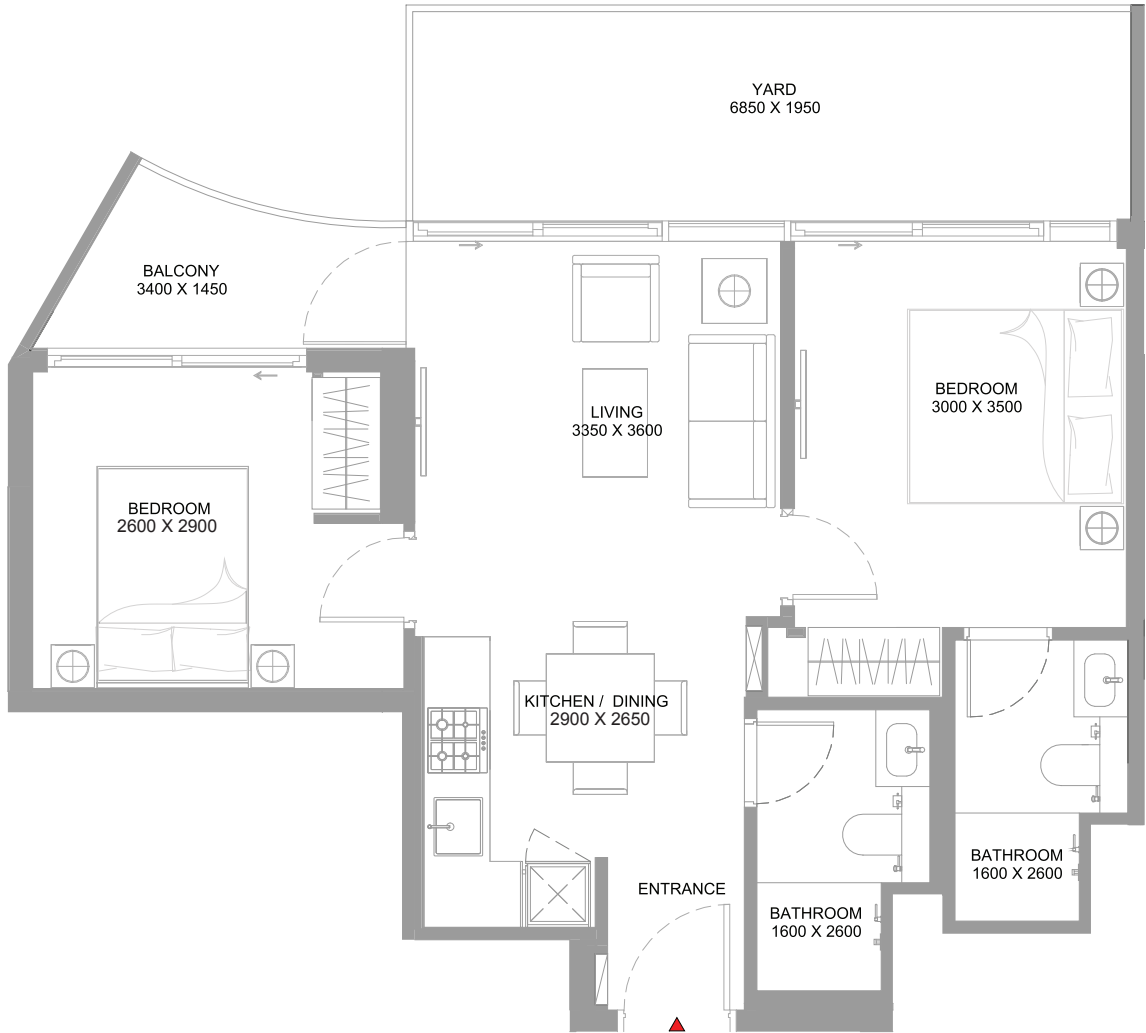
(with balcony + yard)

**TOTAL SALEABLE AREA**  
SUITE = 622.26 SQ.FT.  
BALCONY & YARD = 202.90 SQ.FT.  
TOTAL = 825.16 SQ.FT.

List of unit numbers with this unit plan:

**VIEWS**  
Amenity, Pool, Marina View  
B-335





# 2

BEDROOM  
APARTMENT

## TYPE H VARIANT 1

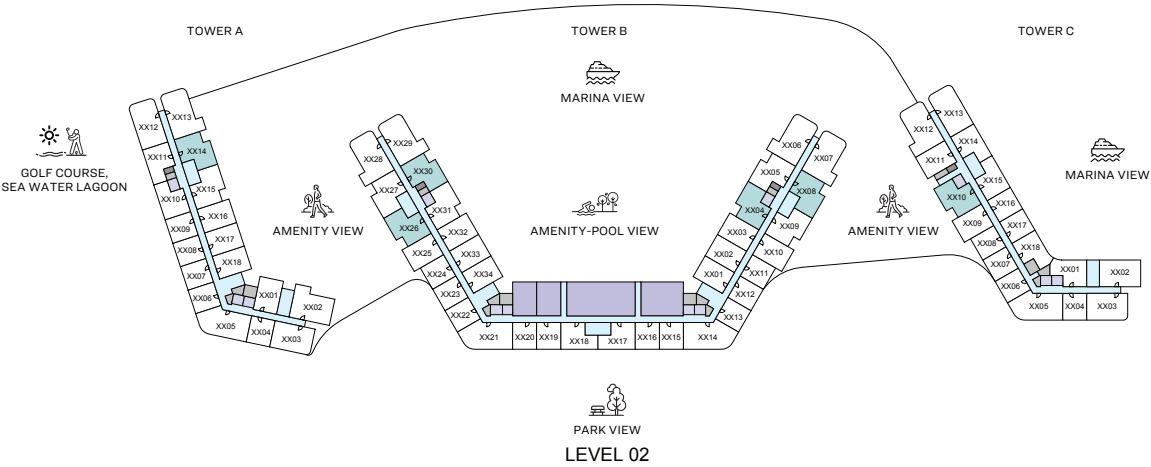
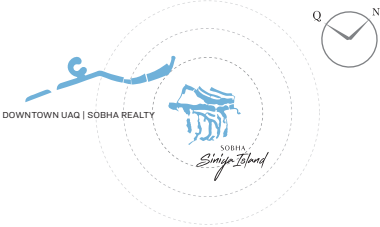
(with balcony + yard)

**TOTAL SALEABLE AREA**  
SUITE = 622.26 SQ.FT.  
BALCONY & YARD = 202.90 SQ.FT.  
TOTAL = 825.16 SQ.FT.

List of unit numbers with this unit plan:

**VIEWS**

Amenity, Pool, Marina View  
B-335



2  
BEDROOM  
APARTMENT

## TYPE I

(with yard)

**TOTAL SALEABLE AREA**  
SUITE RANGE = 652.08 - 654.66 SQ.FT.  
YARD RANGE = 154.03 - 154.14 SQ.FT.  
TOTAL RANGE = 806.11 - 808.80 SQ.FT.

List of unit numbers with this unit plan:

- VIEWS**
- Amenity View  
A-214, B-208, B-226, C-210
- Amenity, Pool View  
B-204, B-230



# 2

BEDROOM  
APARTMENT

## TYPE I

(with yard)

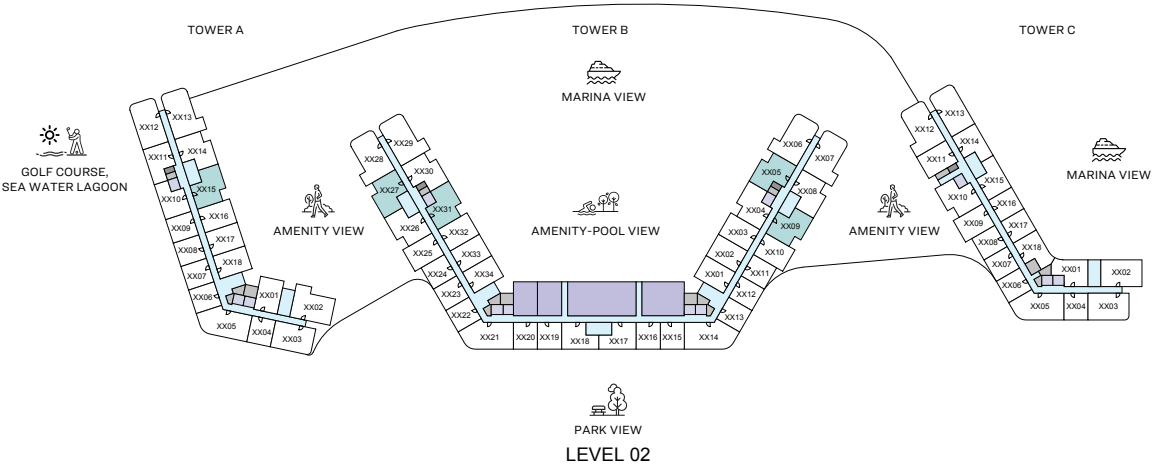
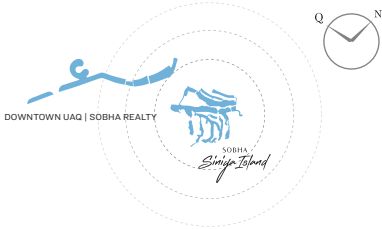
**TOTAL SALEABLE AREA**  
SUITE RANGE = 652.08 - 654.66 SQ.FT.  
YARD RANGE = 154.03 - 154.14 SQ.FT.  
TOTAL RANGE = 806.11 - 808.80 SQ.FT.

List of unit numbers with this unit plan:

**VIEWS**

Amenity View  
A-214, B-208, B-226, C-210

Amenity, Pool View  
B-204, B-230



# 2

BEDROOM  
APARTMENT

## TYPE I VARIANT 1 (with yard)

**TOTAL SALEABLE AREA**  
SUITE RANGE = 652.19 - 653.58 SQ.FT.  
YARD = 154.03 SQ.FT.  
TOTAL RANGE = 806.22 - 807.62 SQ.FT.

List of unit numbers with this unit plan:

### VIEWS

- Amenity View  
A-215, B-209, B-227
- Amenity, Pool View  
B-205, B-231



2  
BEDROOM  
APARTMENT

TYPE I  
VARIANT 1  
(with yard)

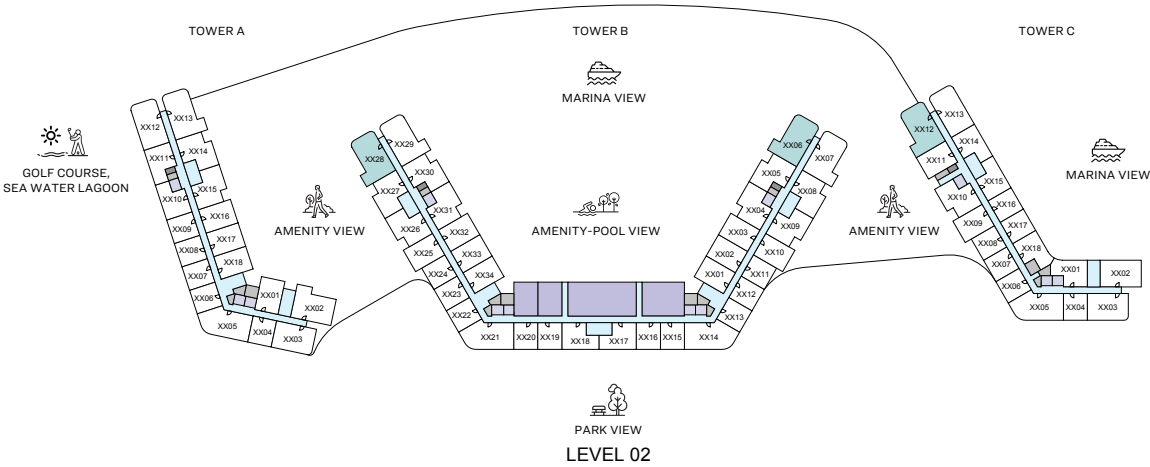
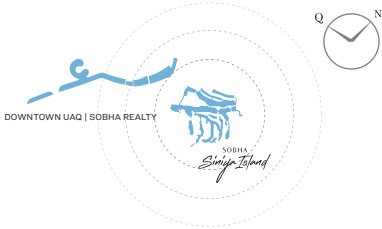
TOTAL SALEABLE AREA  
SUITE RANGE = 652.19 - 653.58 SQ.FT.  
YARD = 154.03 SQ.FT.  
TOTAL RANGE = 806.22 - 807.62 SQ.FT.

List of unit numbers with this unit plan:

VEIEWS

Amenity View  
A-215, B-209, B-227

Amenity, Pool View  
B-205, B-231



# 2

BEDROOM  
APARTMENT

## TYPE J

(with balcony + yard)

**TOTAL SALEABLE AREA**  
SUITE RANGE = 877.69 - 879.30 SQ.FT.  
BALCONY & YARD RANGE = 186.54 - 186.65 SQ.FT.  
TOTAL RANGE = 1,064.23 - 1,065.95 SQ.FT.

List of unit numbers with this unit plan:

- VIEWS**
- Amenity View  
B-228, C-212
- Amenity, Pool View  
B-206



2  
BEDROOM  
APARTMENT

TYPE J  
(with balcony + yard)

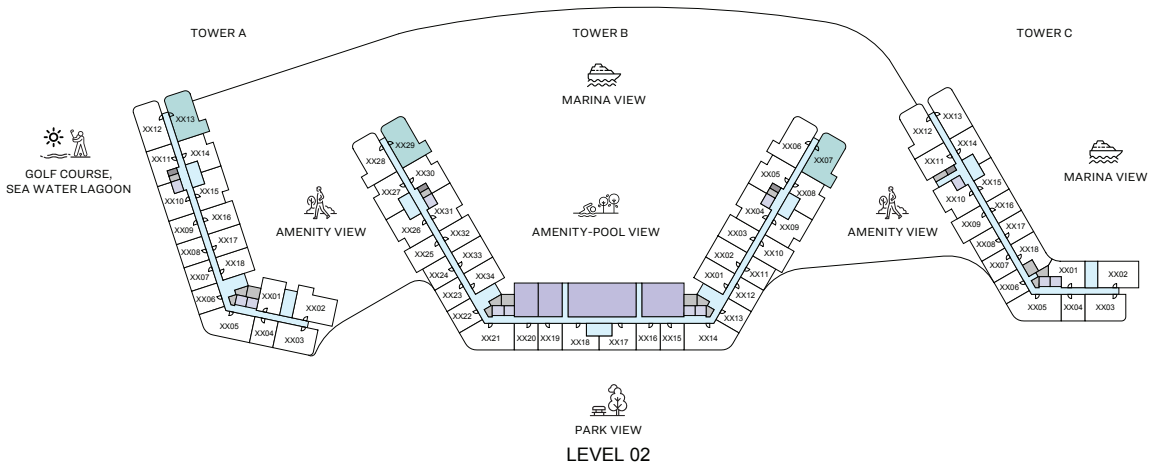
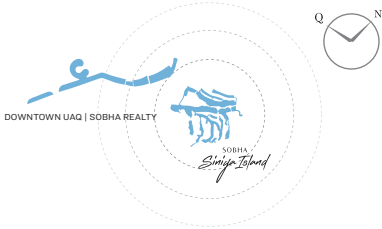
TOTAL SALEABLE AREA  
SUITE RANGE = 877.69 - 879.30 SQ.FT.  
BALCONY & YARD RANGE = 186.54 - 186.65 SQ.FT.  
TOTAL RANGE = 1,064.23 - 1,065.95 SQ.FT.

List of unit numbers with this unit plan:

VIEWS

Amenity View  
B-228, C-212

Amenity, Pool View  
B-206



# 2

BEDROOM  
APARTMENT

## TYPE J VARIANT 1

(with balcony + yard)

**TOTAL SALEABLE AREA**  
SUITE RANGE = 877.80 - 878.98 SQ.FT.  
BALCONY & YARD = 186.54 SQ.FT.  
TOTAL RANGE = 1,064.34 - 1,065.52 SQ.FT.

List of unit numbers with this unit plan:

### VIEWS

- Amenity View  
B-207
- Amenity, Pool View  
B-229
- Marina View  
A-213





2  
BEDROOM  
APARTMENT

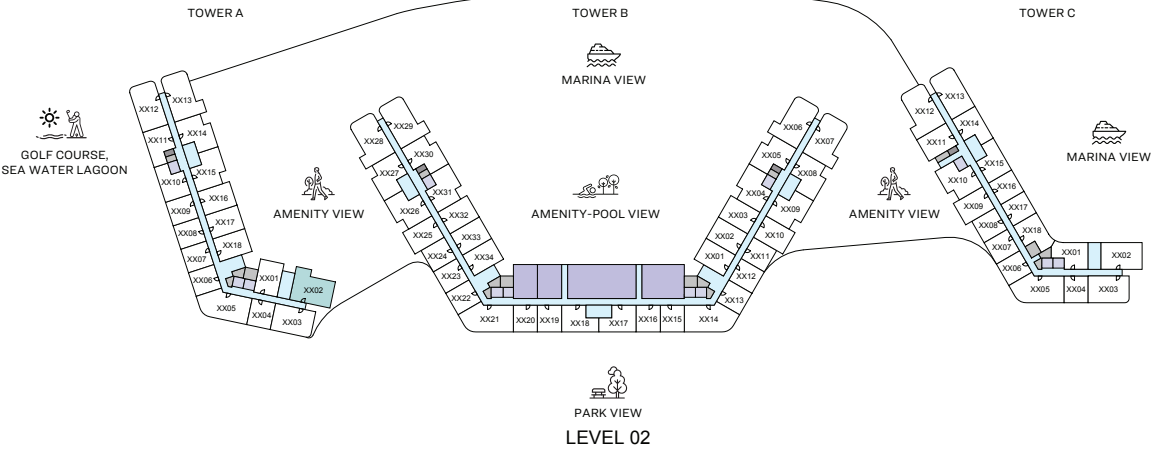
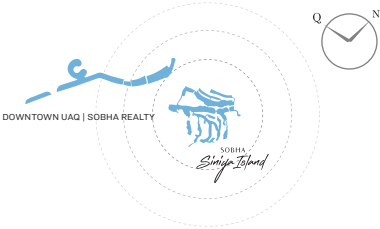
TYPE J  
VARIANT 1  
(with balcony + yard)

TOTAL SALEABLE AREA  
SUITE RANGE = 877.80 - 878.98 SQ.FT.  
BALCONY & YARD = 186.54 SQ.FT.  
TOTAL RANGE = 1,064.34 - 1,065.52 SQ.FT.

List of unit numbers with this unit plan:

VEWS

- Amenity View  
B-207
- Amenity, Pool View  
B-229
- Marina View  
A-213



2  
BEDROOM  
APARTMENT

TYPE K  
(with yard)

TOTAL SALEABLE AREA  
SUITE = 862.30 SQ.FT.  
YARD = 97.52 SQ.FT.  
TOTAL = 959.82 SQ.FT.

List of unit numbers with this unit plan:

VIEWS  
Amenity View  
A-202



2  
BEDROOM  
APARTMENT

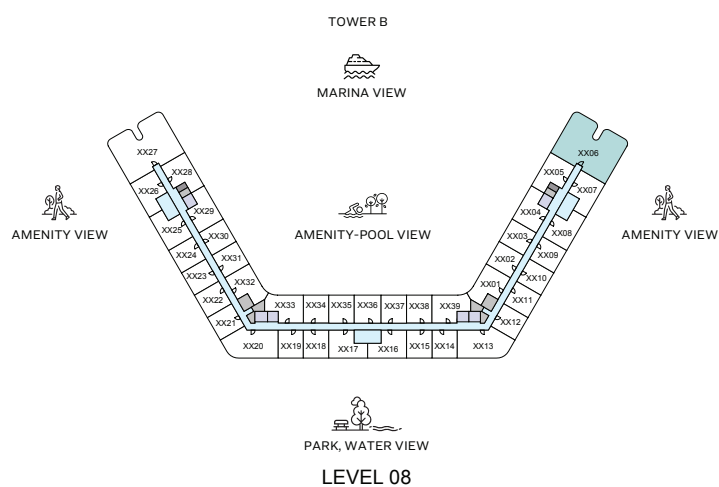
TYPE K  
(with yard)

TOTAL SALEABLE AREA  
SUITE = 862.30 SQ.FT.  
YARD = 97.52 SQ.FT.  
TOTAL = 959.82 SQ.FT.

List of unit numbers with this unit plan:

VIEWS

Amenity View  
A-202



# 3

## BEDROOM APARTMENT

## TYPE A

**TOTAL SALEABLE AREA**  
SUITE = 1,300.28 SQ.FT.  
TERRACE = 874.46 SQ.FT.  
TOTAL = 2,174.74 SQ.FT.

## VIEWS

Amenity, Pool, Marina View  
B-806



# 3

BEDROOM  
APARTMENT

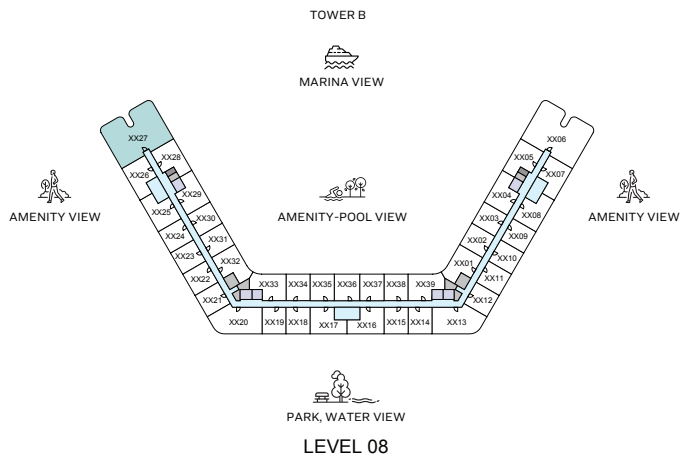
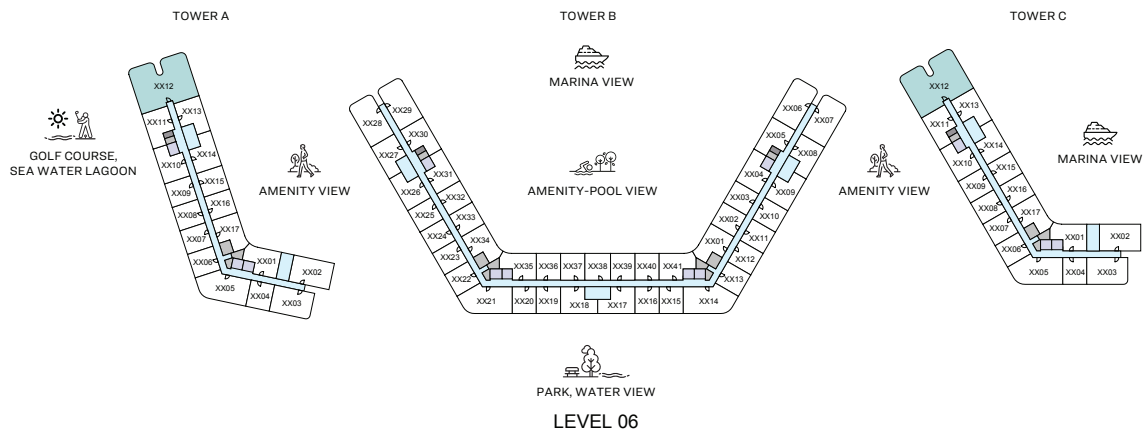
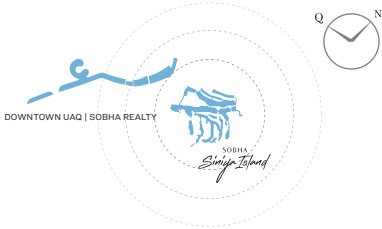
## TYPE A

(with powder room + terrace)

**TOTAL SALEABLE AREA**  
SUITE = 1,300.28 SQ.FT.  
TERRACE = 874.46 SQ.FT.  
TOTAL = 2,174.74 SQ.FT.

List of unit numbers with this unit plan:

**VIEWS**  
Amenity, Pool, Marina View  
B-806



3  
BEDROOM  
APARTMENT

## TYPE A VARIANT 1

(with powder room + terrace)

**TOTAL SALEABLE AREA**  
SUITE RANGE = 1,300.07 - 1,300.28 SQ.FT.  
TERRACE = 874.46 SQ.FT.  
TOTAL RANGE = 2,174.53 - 2,174.74 SQ.FT.

List of unit numbers with this unit plan:

### VIEWS

Amenity, Pool, Marina View  
B-827

Golf Course, Sea Water Lagoon, Marina View  
A-612

Marina, Amenity View  
C-612



3  
BEDROOM  
APARTMENT

TYPE A  
VARIANT 1  
(with powder room + terrace)

TOTAL SALEABLE AREA  
SUITE RANGE = 1,300.07 - 1,300.28 SQ.FT.  
TERRACE = 874.46 SQ.FT.  
TOTAL RANGE = 2,174.53 - 2,174.74 SQ.FT.

List of unit numbers with this unit plan:

VIEWS

- Amenity, Pool, Marina View  
B-827
- Golf Course, Sea Water Lagoon, Marina View  
A-612
- Marina, Amenity View  
C-612