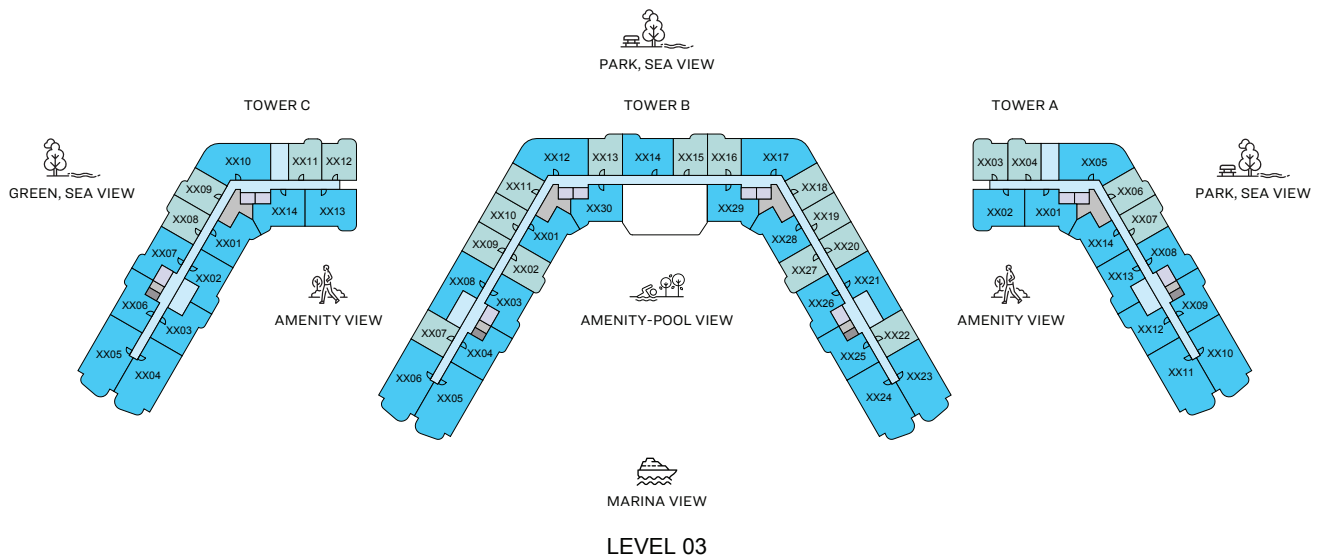
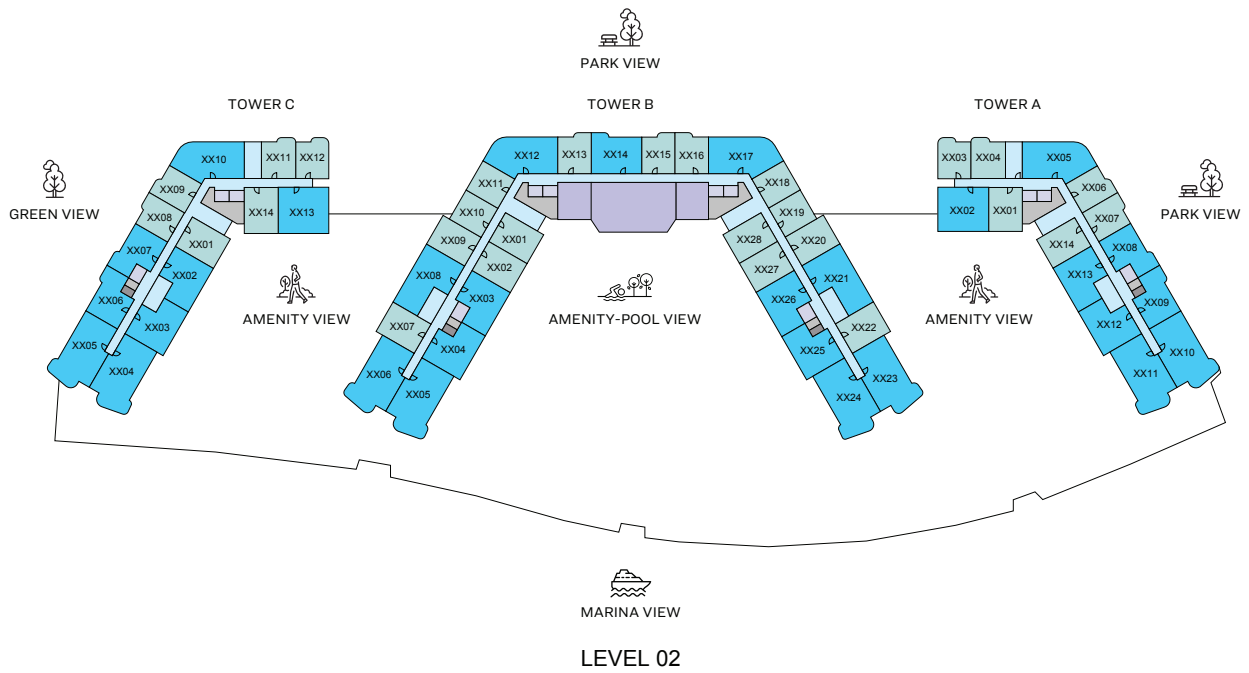


FLOOR AND UNIT PLANS

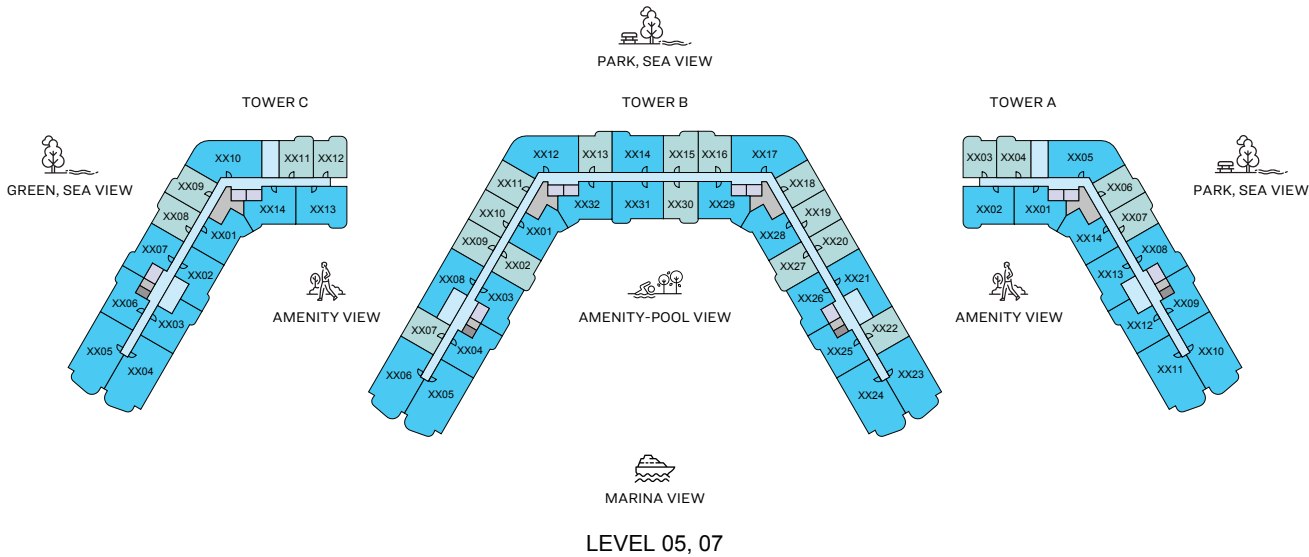
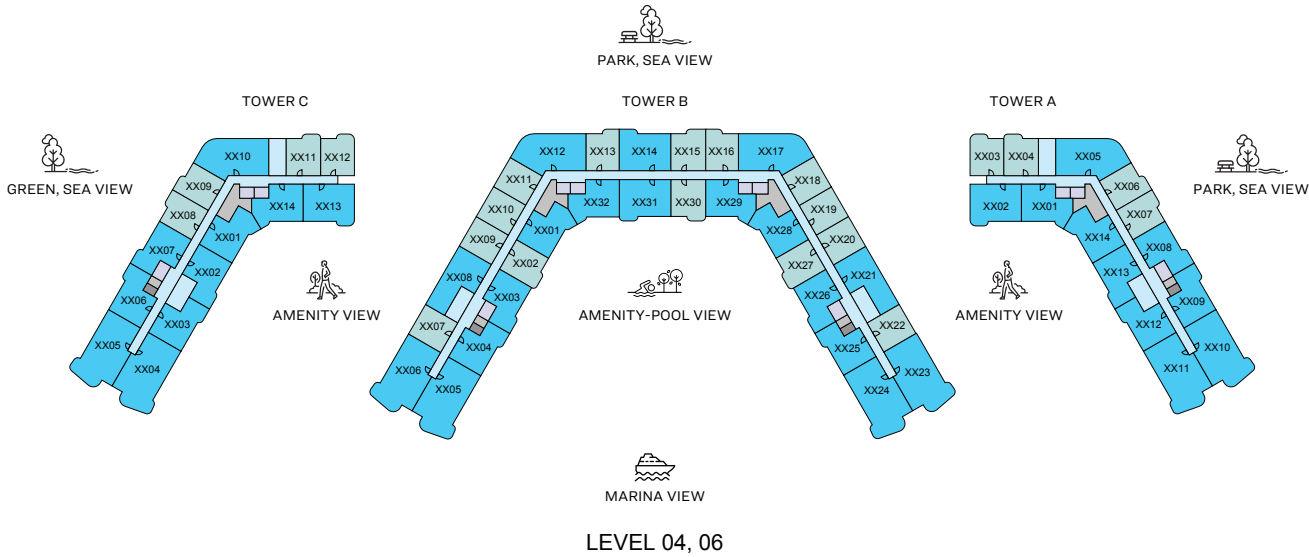
# YACHTSIDE

MARINA RESIDENCES

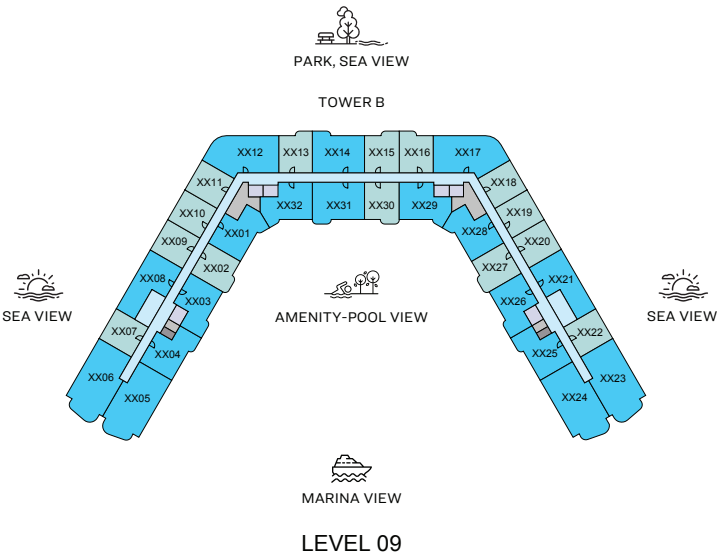
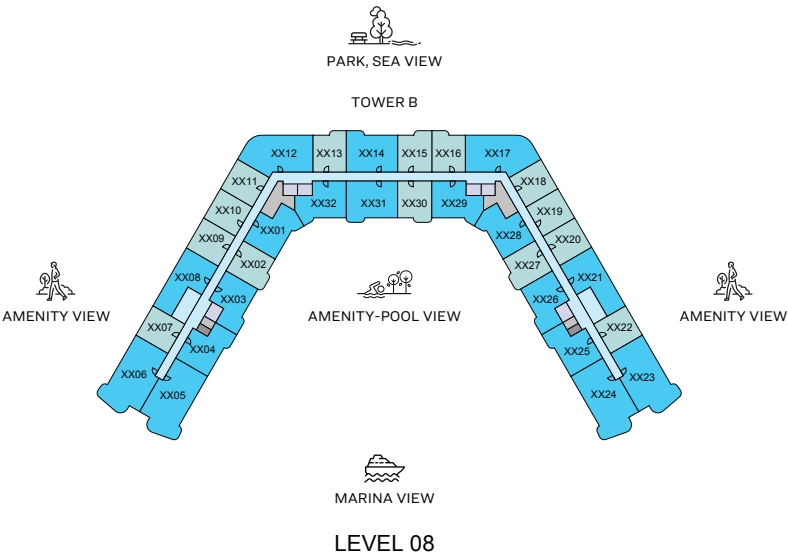
ACD: JUNE 2029



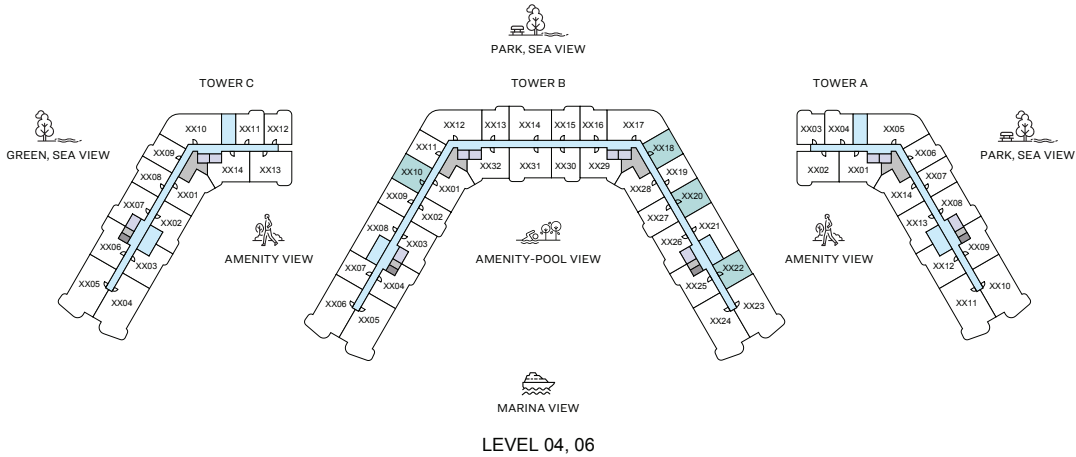
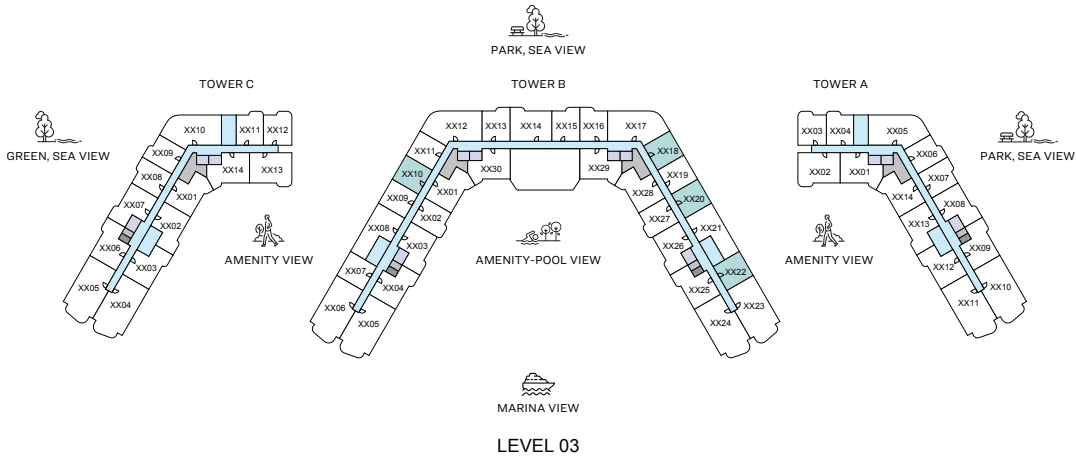
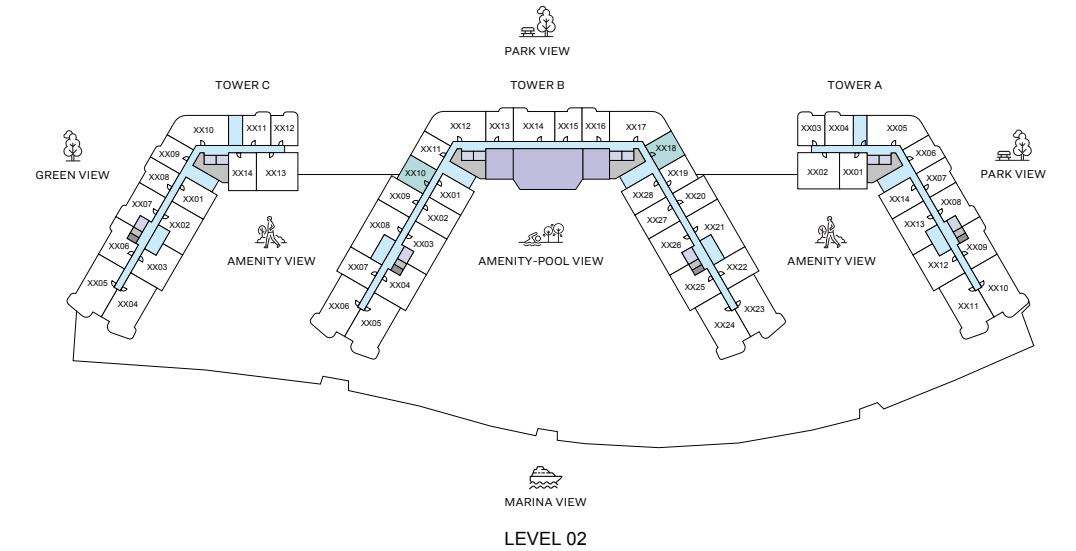
1 BED UNIT	PARKING	GARBAGE	LIFT
2 BED UNIT	CIRCULATION	SERVICES	AMENITIES



1 BED UNIT	PARKING	GARBAGE	LIFT
2 BED UNIT	CIRCULATION	SERVICES	



1 BED UNIT	PARKING	GARBAGE	LIFT
2 BED UNIT	CIRCULATION	SERVICES	



# 1

BEDROOM  
APARTMENT

## TYPE A

(with powder room + balcony)

**TOTAL SALEABLE AREA**  
SUITE RANGE = 465.22 - 465.75 SQ.FT.  
BALCONY = 48.11 SQ.FT.  
TOTAL = RANGE 513.33 - 513.87 SQ.FT.

List of unit numbers with this unit plan:

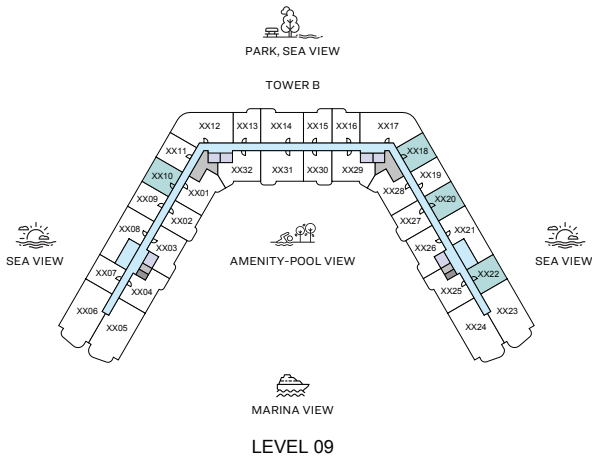
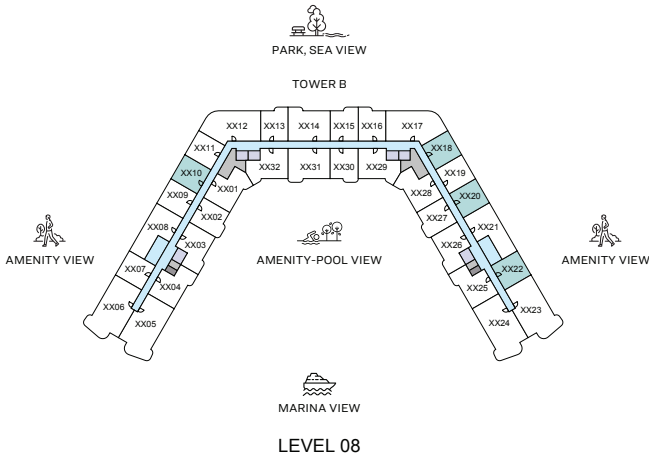
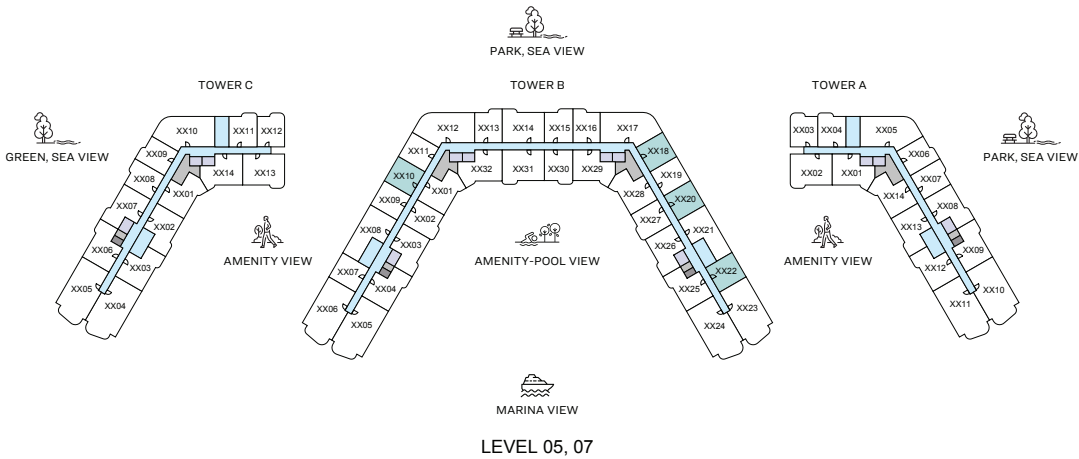
### VIEWS

Amenity  
B-322, B-422, B-522, B-622, B-722, B-822

Park View  
B-210, B-218

Park, Sea View  
B-310, B-318, B-320, B-410, B-418, B-420, B-510, B-518, B-520,  
B-610, B-618, B-620, B-710, B-718, B-720, B-810, B-818, B-820

Sea View  
B-910, B-918, B-920, B-922



1  
BEDROOM  
APARTMENT

## TYPE A

(with powder room + balcony)

**TOTAL SALEABLE AREA**  
SUITE RANGE = 465.22 - 465.75 SQ.FT.  
BALCONY = 48.11 SQ.FT.  
TOTAL = RANGE 513.33 - 513.87 SQ.FT.

List of unit numbers with this unit plan:

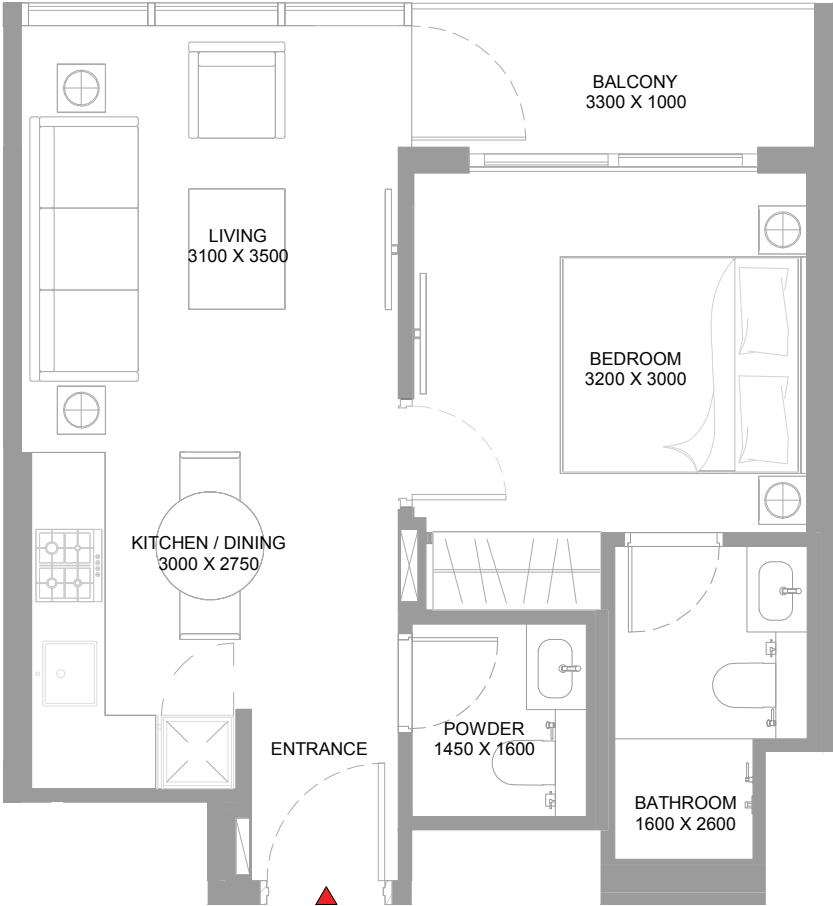
### VIEWS

Amenity  
B-322, B-422, B-522, B-622, B-722, B-822

Park View  
B-210, B-218

Park, Sea View  
B-310, B-318, B-320, B-410, B-418, B-420, B-510, B-518, B-520,  
B-610, B-618, B-620, B-710, B-718, B-720, B-810, B-818, B-820

Sea View  
B-910, B-918, B-920, B-922



1  
BEDROOM  
APARTMENT

TYPE A  
(with powder room + balcony)

TOTAL SALEABLE AREA  
SUITE RANGE = 465.22 - 465.75 SQ.FT.  
BALCONY = 48.11 SQ.FT.  
TOTAL = RANGE 513.33 - 513.87 SQ.FT.

List of unit numbers with this unit plan:

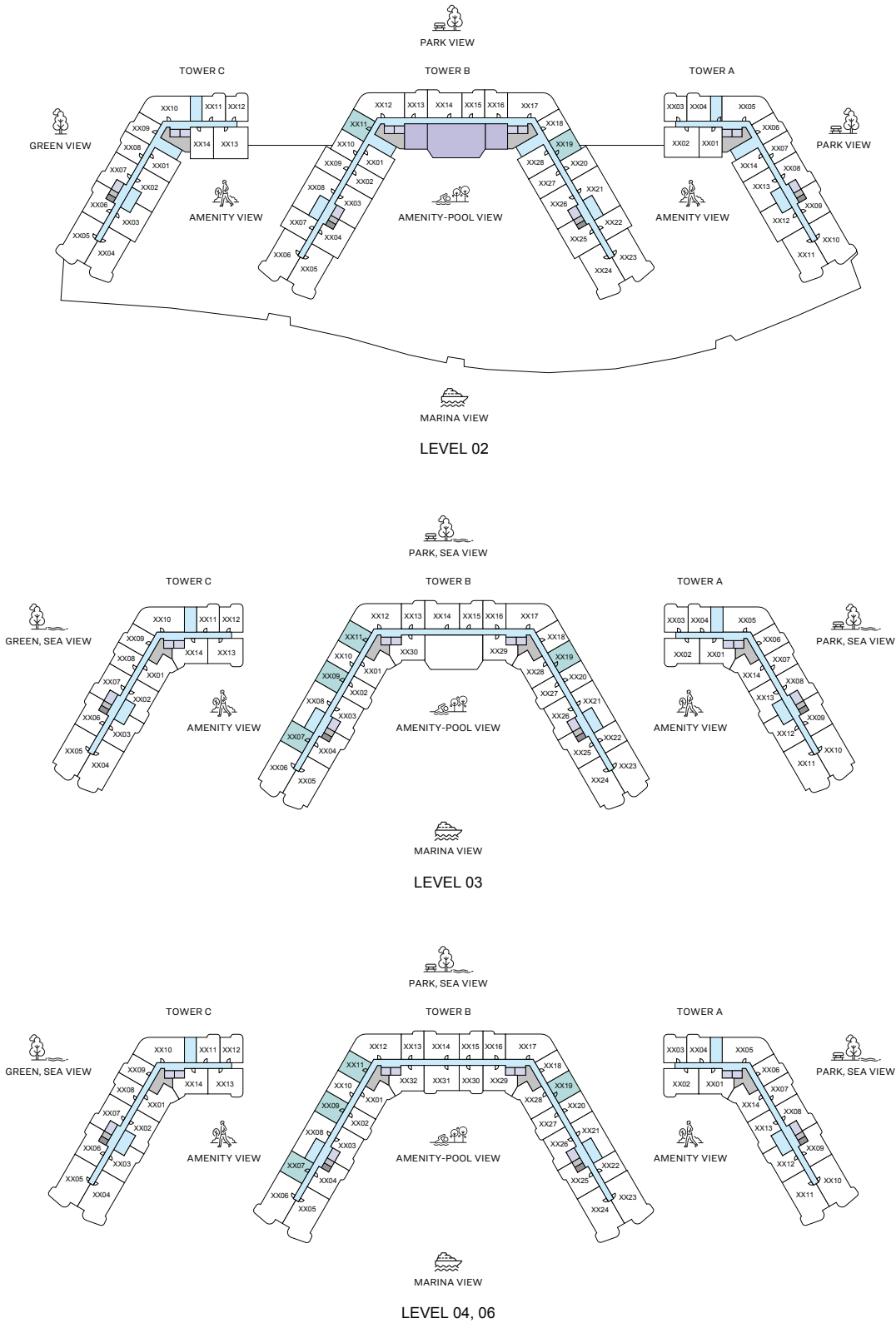
VIEWS

Amenity  
B-322, B-422, B-522, B-622, B-722, B-822

Park View  
B-210, B-218

Park, Sea View  
B-310, B-318, B-320, B-410, B-418, B-420, B-510, B-518, B-520,  
B-610, B-618, B-620, B-710, B-718, B-720, B-810, B-818, B-820

Sea View  
B-910, B-918, B-920, B-922



1  
BEDROOM  
APARTMENT

TYPE A  
VARIANT 1  
(with powder room + balcony)

TOTAL SALEABLE AREA  
SUITE RANGE = 465.22 - 466.18 SQ.FT.  
BALCONY = 48.11 SQ.FT.  
TOTAL RANGE = 513.33 - 514.30 SQ.FT.

List of unit numbers with this unit plan:

VIEWS

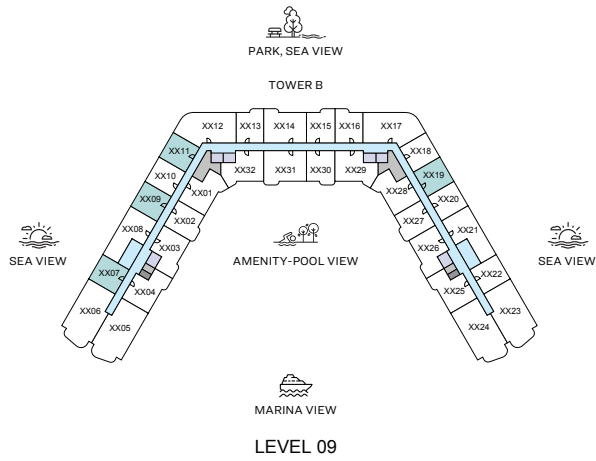
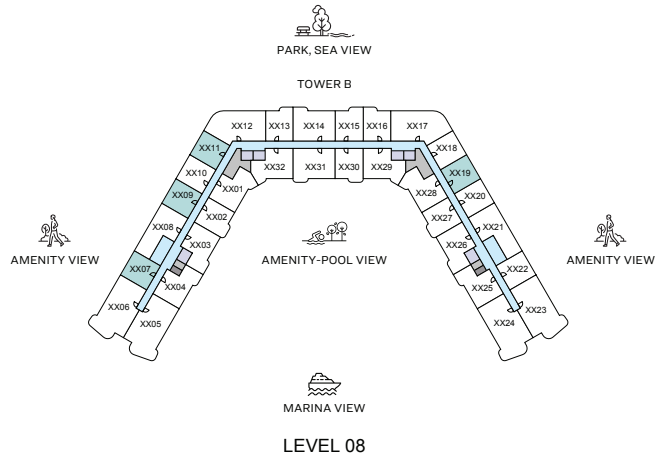
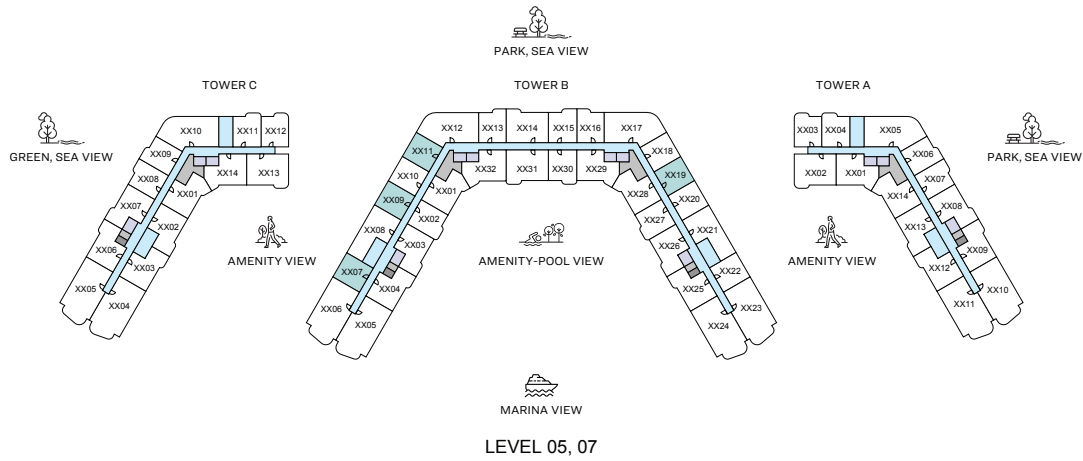
Amenity  
B-307, B-407, B-507, B-607, B-707, B-807

Park View  
B-211, B-219

Park, Sea View  
B-309, B-311, B-319, B-409, B-411, B-419, B-509, B-511, B-519,  
B-609, B-611, B-619, B-709, B-711, B-719, B-809, B-811, B-819

Sea View  
B-907, B-909, B-911, B-919





1  
BEDROOM  
APARTMENT

## TYPE A VARIANT 1

(with powder room + balcony)

**TOTAL SALEABLE AREA**  
SUITE RANGE = 465.22 - 466.18 SQ.FT.  
BALCONY = 48.11 SQ.FT.  
TOTAL RANGE = 513.33 - 514.30 SQ.FT.

List of unit numbers with this unit plan:

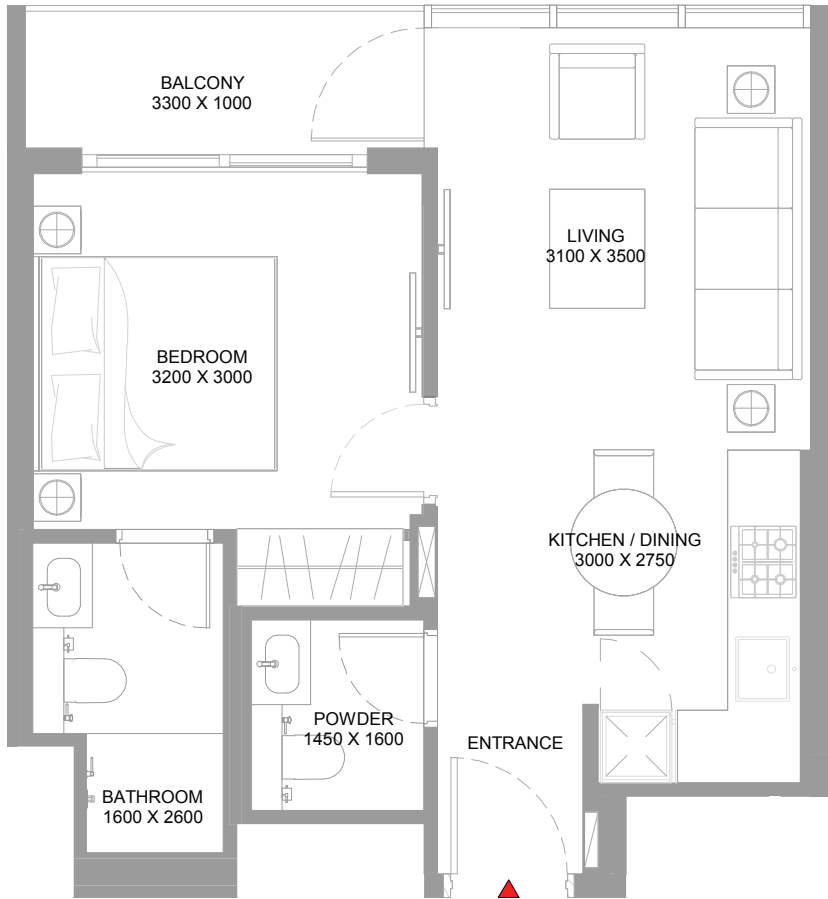
### VIEWS

Amenity  
B-307, B-407, B-507, B-607, B-707, B-807

Park View  
B-211, B-219

Park, Sea View  
B-309, B-311, B-319, B-409, B-411, B-419, B-509, B-511, B-519,  
B-609, B-611, B-619, B-709, B-711, B-719, B-809, B-811, B-819

Sea View  
B-907, B-909, B-911, B-919



1  
BEDROOM  
APARTMENT

TYPE A  
VARIANT 1  
(with powder room + balcony)

TOTAL SALEABLE AREA  
SUITE RANGE = 465.22 - 466.18 SQ.FT.  
BALCONY = 48.11 SQ.FT.  
TOTAL RANGE = 513.33 - 514.30 SQ.FT.

List of unit numbers with this unit plan:

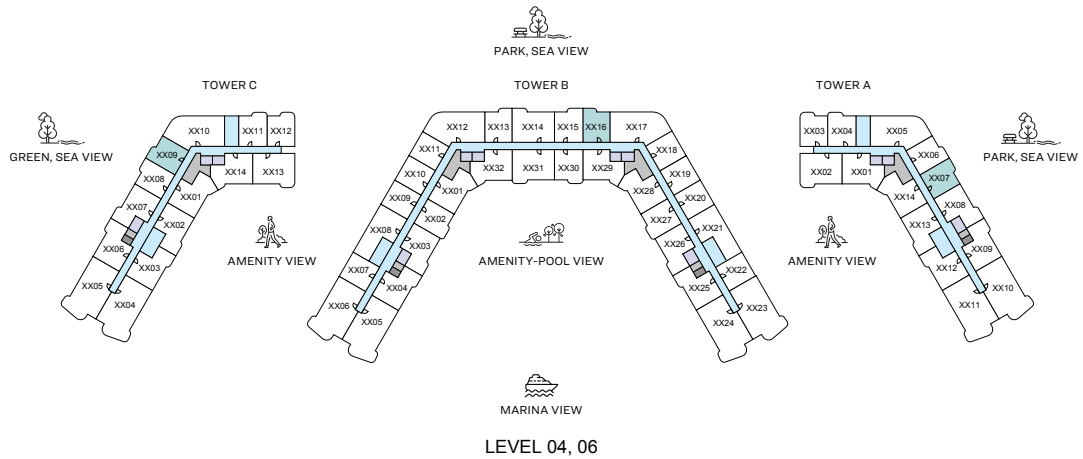
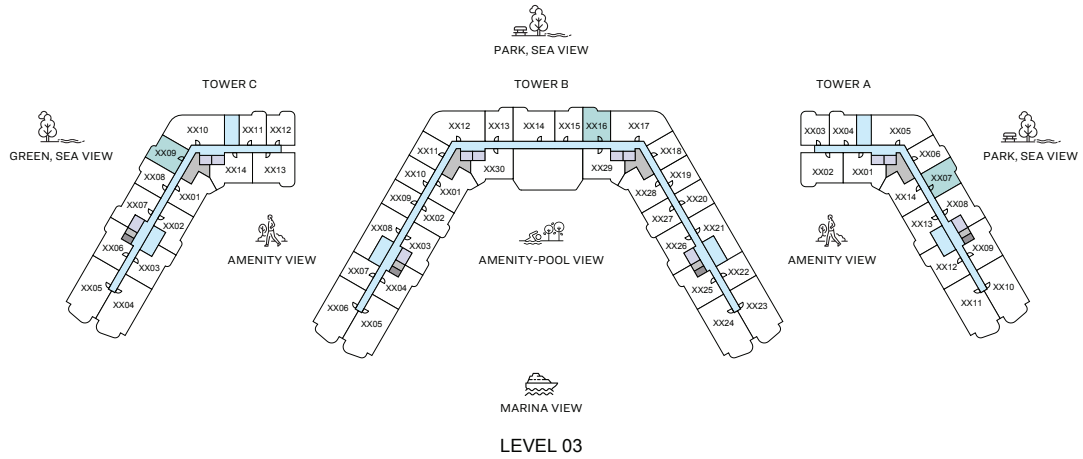
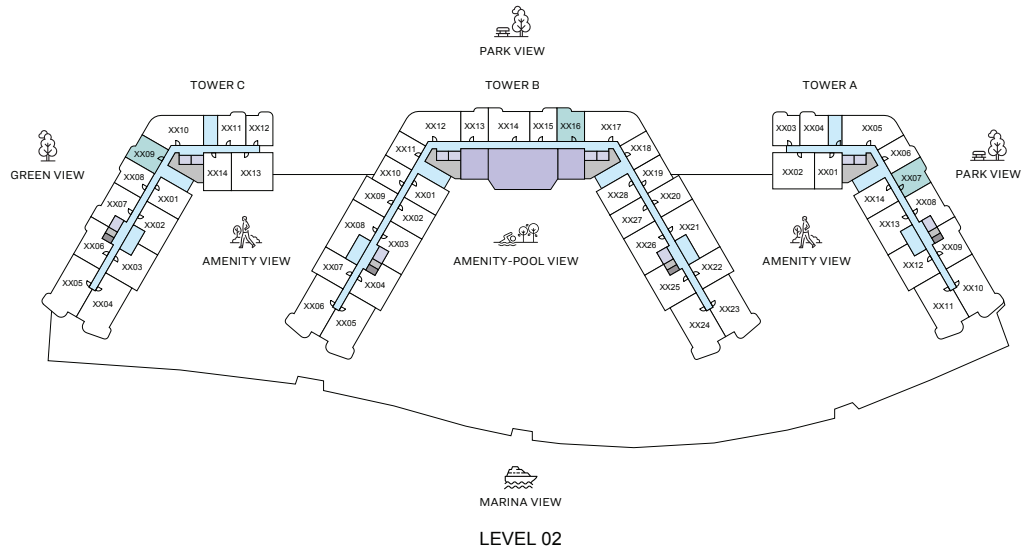
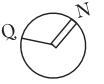
VIEWS

Amenity  
B-307, B-407, B-507, B-607, B-707, B-807

Park View  
B-211, B-219

Park, Sea View  
B-309, B-311, B-319, B-409, B-411, B-419, B-509, B-511, B-519,  
B-609, B-611, B-619, B-709, B-711, B-719, B-809, B-811, B-819

Sea View  
B-907, B-909, B-911, B-919



# 1

BEDROOM  
APARTMENT

## TYPE B

(with powder room + balcony)

**TOTAL SALEABLE AREA**  
SUITE RANGE = 463.60 - 465.22 SQ.FT.  
BALCONY RANGE = 81.48 - 81.70 SQ.FT.  
TOTAL RANGE = 545.19 - 546.81 SQ.FT.

List of unit numbers with this unit plan:

### VIEWS

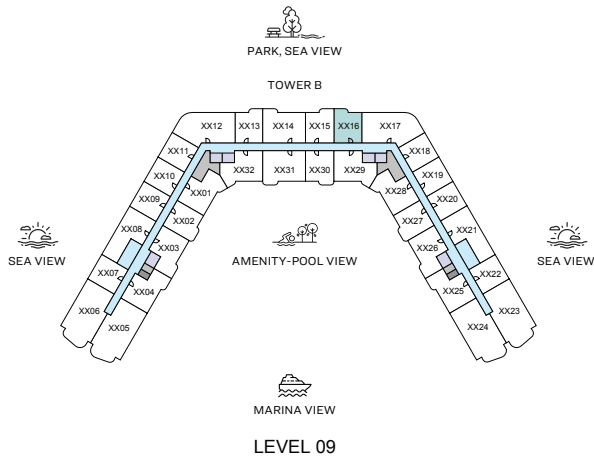
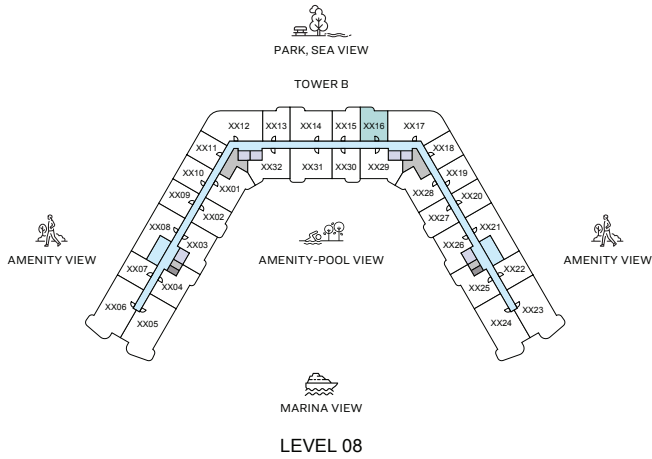
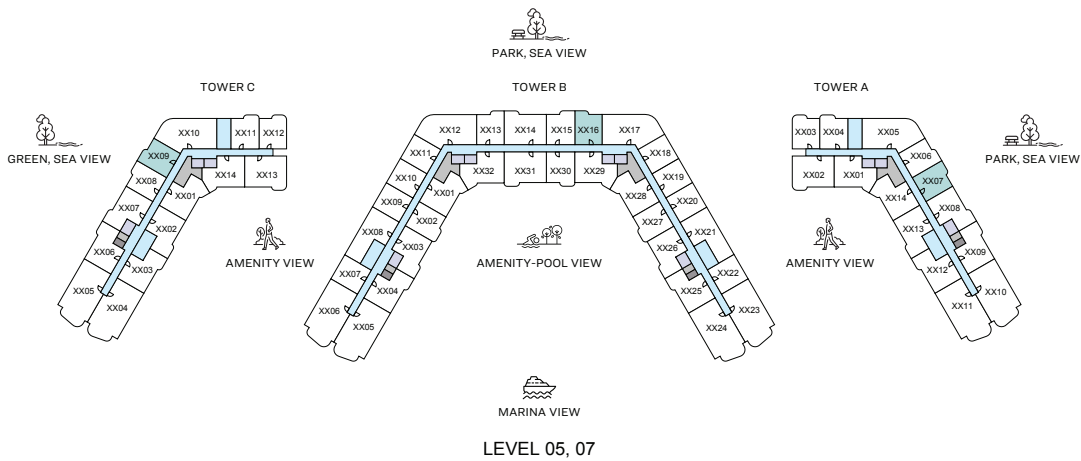
Green View  
C-209

Green, Sea View  
C-309, C-409, C-509, C-609, C-709

Park View  
A-207, B-216

### Park, Sea View

A-307, B-316, A-407, B-416, A-507, B-516, A-607, B-616,  
A-707, B-716, B-816, B-916



1  
BEDROOM  
APARTMENT

## TYPE B

(with powder room + balcony)

**TOTAL SALEABLE AREA**  
SUITE RANGE = 463.60 - 465.22 SQ.FT.  
BALCONY RANGE = 81.48 - 81.70 SQ.FT.  
TOTAL RANGE = 545.19 - 546.81 SQ.FT.

List of unit numbers with this unit plan:

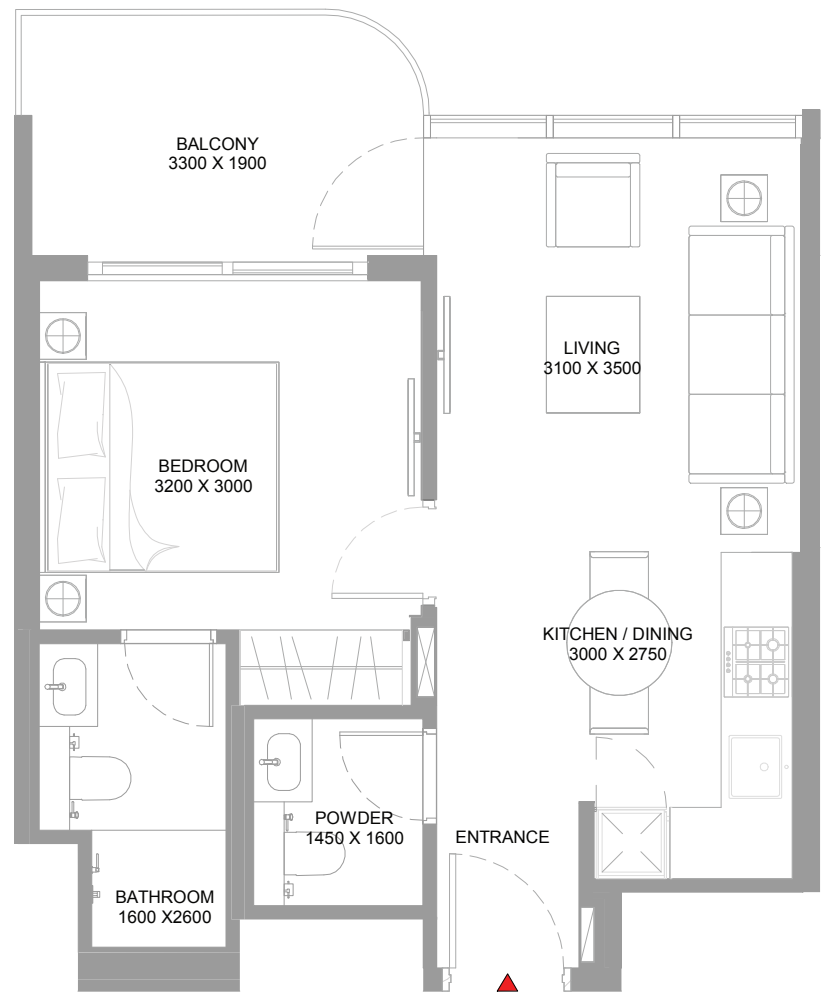
### VIEWS

Green View  
C-209

Green, Sea View  
C-309, C-409, C-509, C-609, C-709

Park View  
A-207, B-216

Park, Sea View  
A-307, B-316, A-407, B-416, A-507, B-516, A-607, B-616,  
A-707, B-716, B-816, B-916



# 1

BEDROOM  
APARTMENT

## TYPE B

(with powder room + balcony)

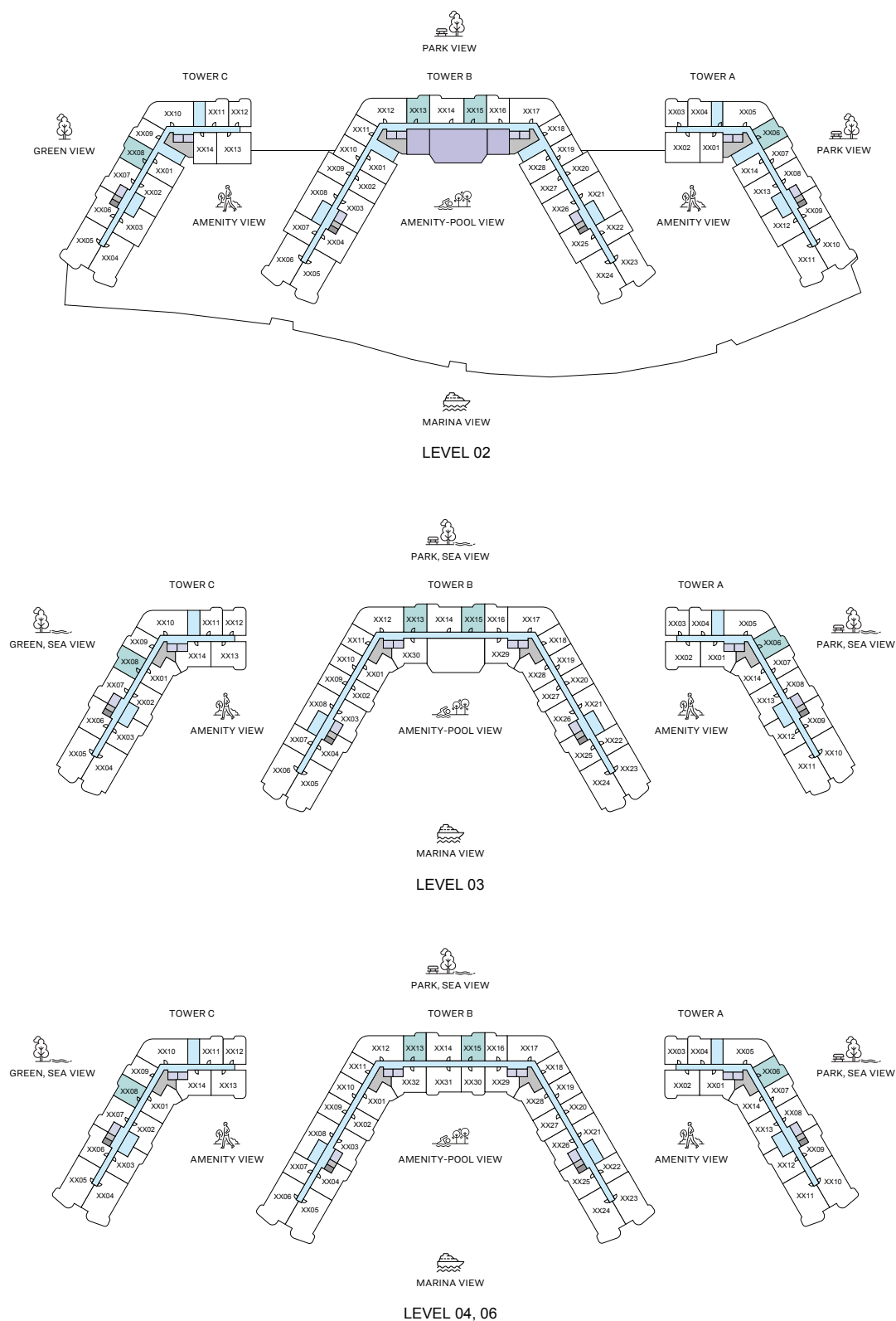
**TOTAL SALEABLE AREA**  
SUITE RANGE = 463.60 - 465.22 SQ.FT.  
BALCONY RANGE = 81.48 - 81.70 SQ.FT.  
TOTAL RANGE = 545.19 - 546.81 SQ.FT.

List of unit numbers with this unit plan:

### VIEWS

- Green View  
C-209
- Green, Sea View  
C-309, C-409, C-509, C-609, C-709
- Park View  
A-207, B-216

- Park, Sea View  
A-307, B-316, A-407, B-416, A-507, B-516, A-607, B-616,  
A-707, B-716, B-816, B-916



# 1

## BEDROOM APARTMENT

## TYPE B VARIANT 1

**TOTAL SALEABLE AREA**  
SUITE RANGE = 463.60 - 465.22 SQ.FT.  
BALCONY RANGE = 81.48 - 81.70 SQ.FT.  
TOTAL RANGE = 545.19 - 546.81 SQ.FT.

## VIEWS

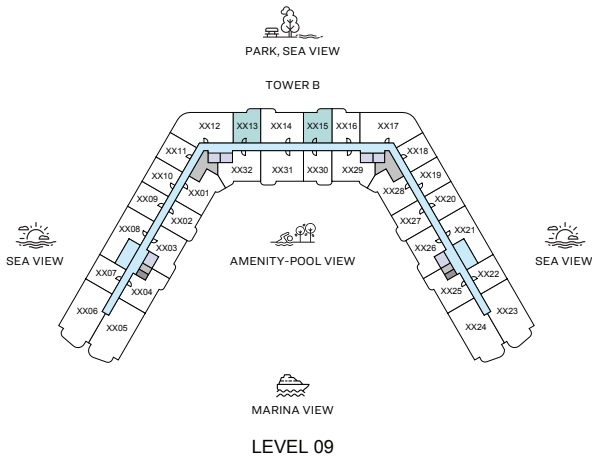
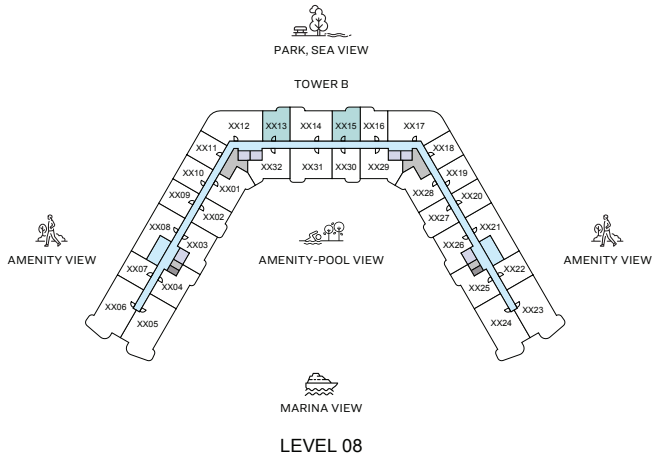
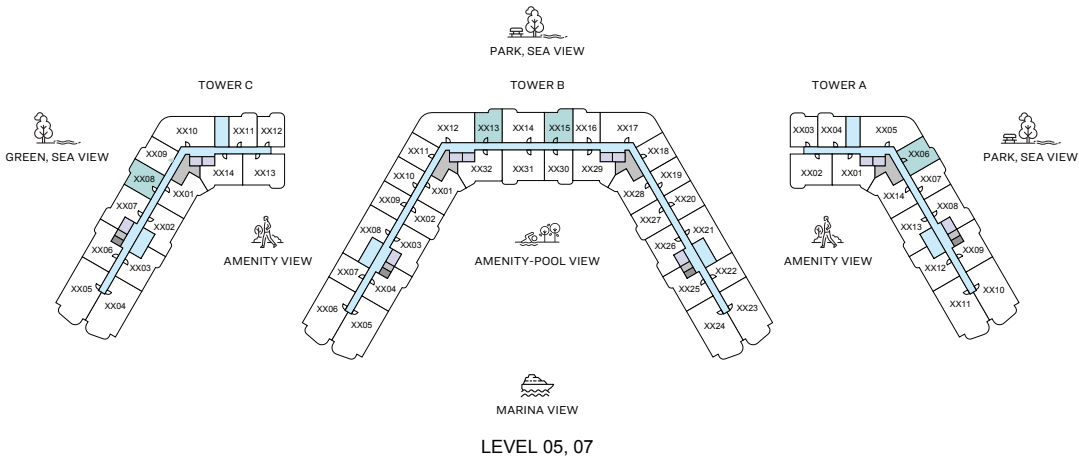
Green View  
C-208

Green, Sea View  
C-308, C-408, C-508, C-608, C-708

Park View  
A-206, B-213, B-215

Park, Sea View

A-306, B-313, B-315, A-406, B-413, B-415, A-506, B-513, B-515,  
A-606, B-613, B-615, A-706, B-713, B-715, B-813, B-815, B-913, B-915



1  
BEDROOM  
APARTMENT

## TYPE B VARIANT 1

(with powder room + balcony)

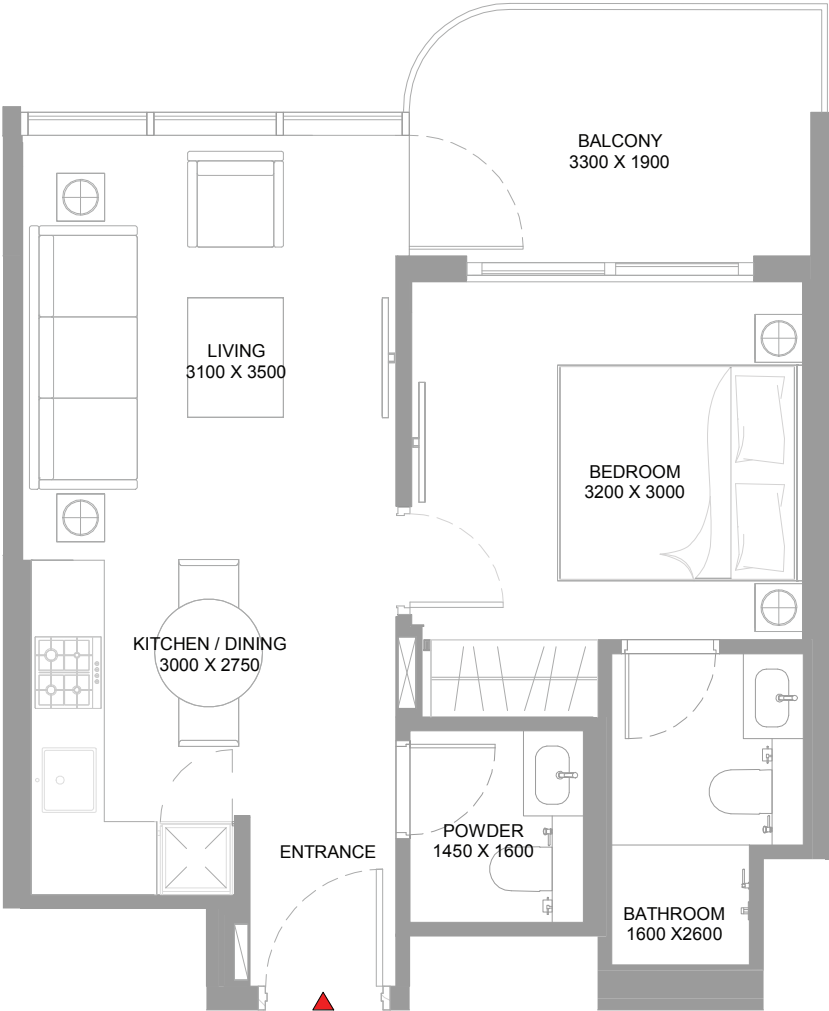
**TOTAL SALEABLE AREA**  
SUITE RANGE = 463.60 - 465.22 SQ.FT.  
BALCONY RANGE = 81.48 - 81.70 SQ.FT.  
TOTAL RANGE = 545.19 - 546.81 SQ.FT.

List of unit numbers with this unit plan:

### VIEWS

Green View  
C-208  
  
Green, Sea View  
C-308, C-408, C-508, C-608, C-708  
  
Park View  
A-206, B-213, B-215

Park, Sea View  
A-306, B-313, B-315, A-406, B-413, B-415, A-506, B-513, B-515,  
A-606, B-613, B-615, A-706, B-713, B-715, B-813, B-815, B-913, B-915



1  
BEDROOM  
APARTMENT

TYPE B  
VARIANT 1  
(with powder room + balcony)

TOTAL SALEABLE AREA  
SUITE RANGE = 463.60 - 465.22 SQ.FT.  
BALCONY RANGE = 81.48 - 81.70 SQ.FT.  
TOTAL RANGE = 545.19 - 546.81 SQ.FT.

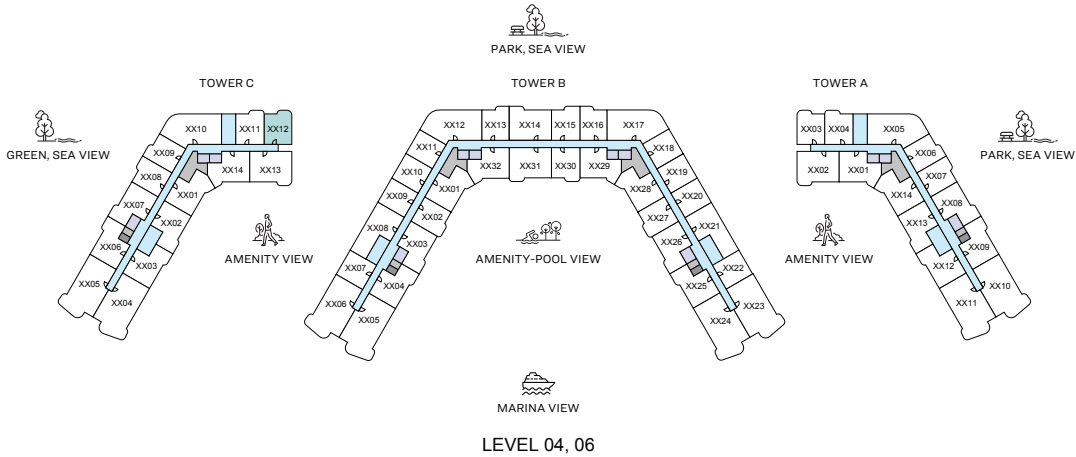
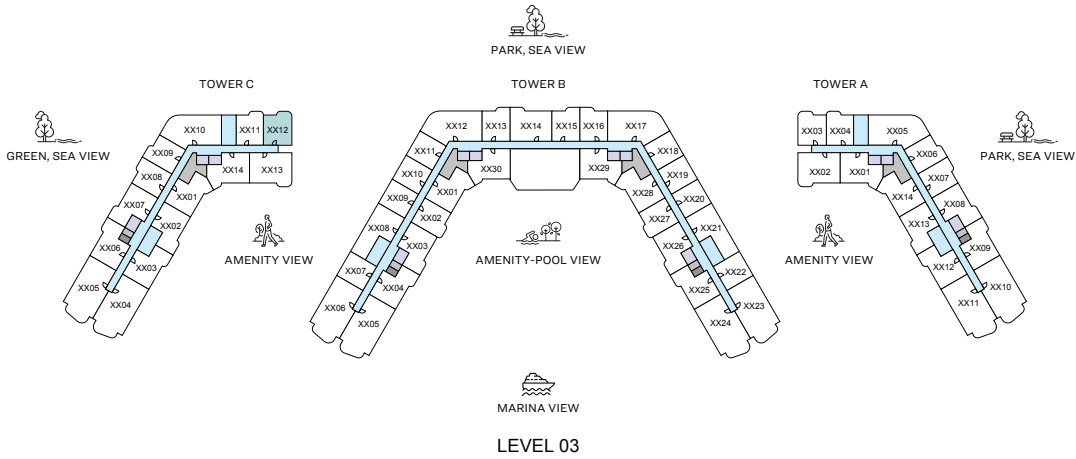
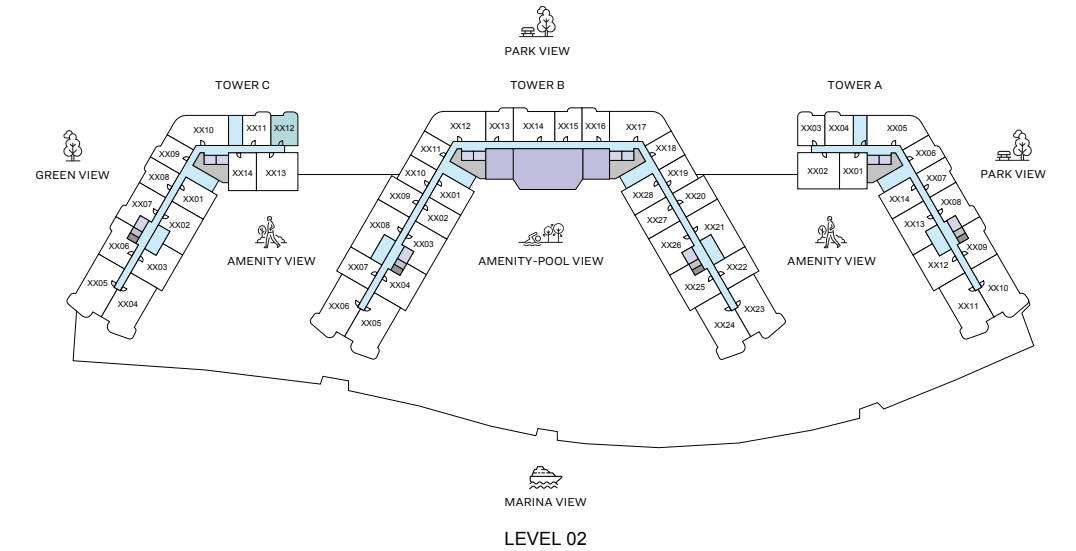
List of unit numbers with this unit plan:

VIEWS

- Green View  
C-208
- Green, Sea View  
C-308, C-408, C-508, C-608, C-708
- Park View  
A-206, B-213, B-215

- Park, Sea View  
A-306, B-313, B-315, A-406, B-413, B-415, A-506, B-513, B-515,  
A-606, B-613, B-615, A-706, B-713, B-715, B-813, B-815, B-913, B-915





1  
BEDROOM  
APARTMENT

## TYPE C

(with powder room + balcony)

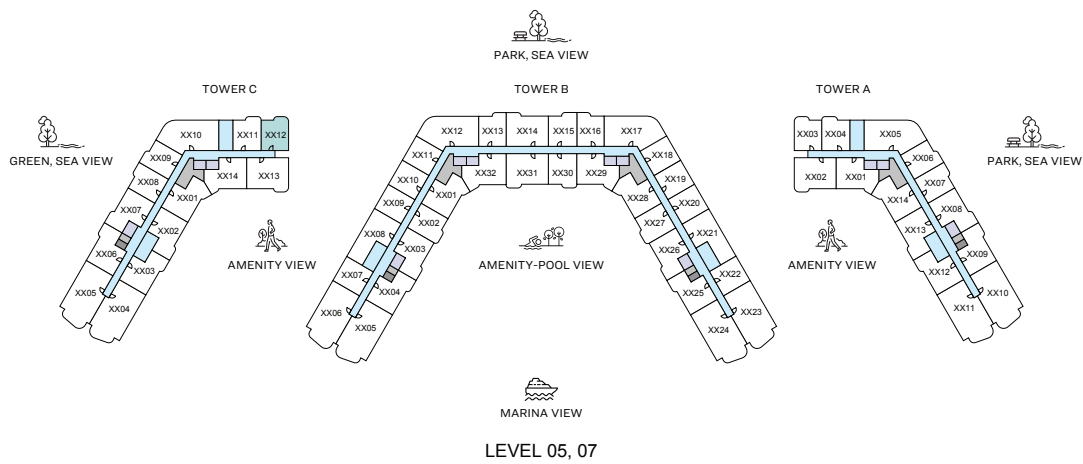
**TOTAL SALEABLE AREA**  
SUITE = 465.32 SQ.FT.  
BALCONY = 80.51 SQ.FT.  
TOTAL = 545.84 SQ.FT.

List of unit numbers with this unit plan:

### VIEWS

Park View  
C-212

Park, Sea View  
C-312, C-412, C-512, C-612, C-712



# 1

BEDROOM  
APARTMENT

## TYPE C

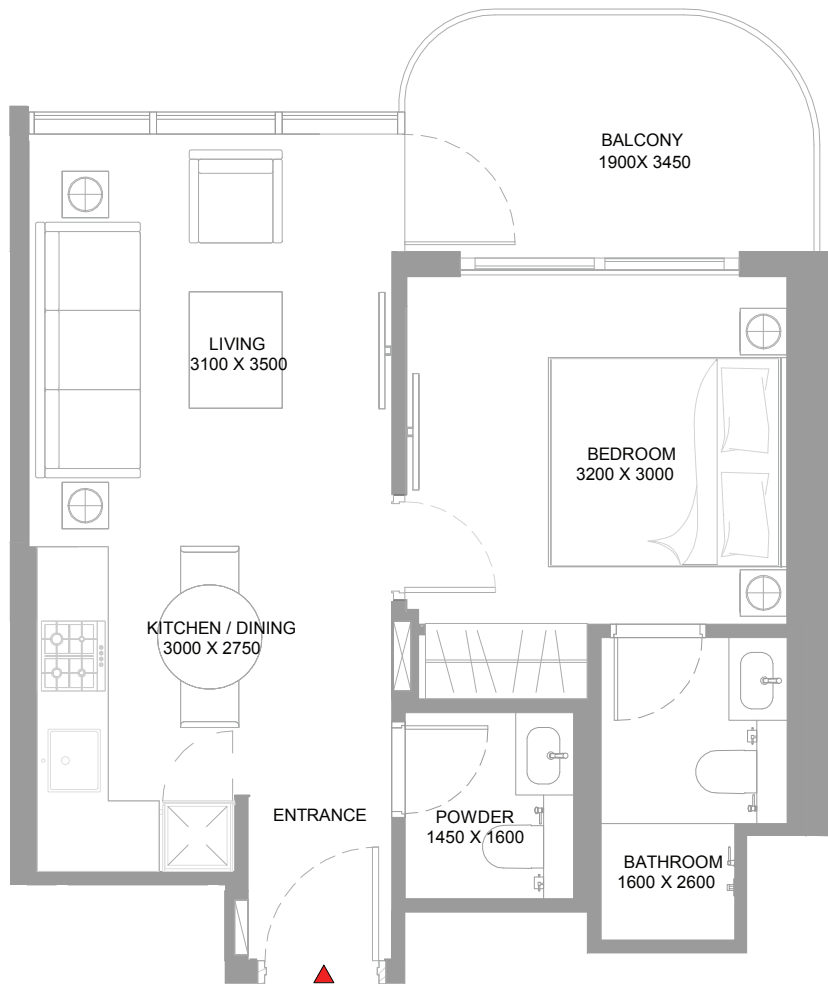
(with powder room + balcony)

**TOTAL SALEABLE AREA**  
SUITE = 465.32 SQ.FT.  
BALCONY = 80.51 SQ.FT.  
TOTAL = 545.84 SQ.FT.

List of unit numbers with this unit plan:

**VIEWS**

- Park View  
C-212
- Park, Sea View  
C-312, C-412, C-512, C-612, C-712



# 1

BEDROOM  
APARTMENT

## TYPE C

(with powder room + balcony)

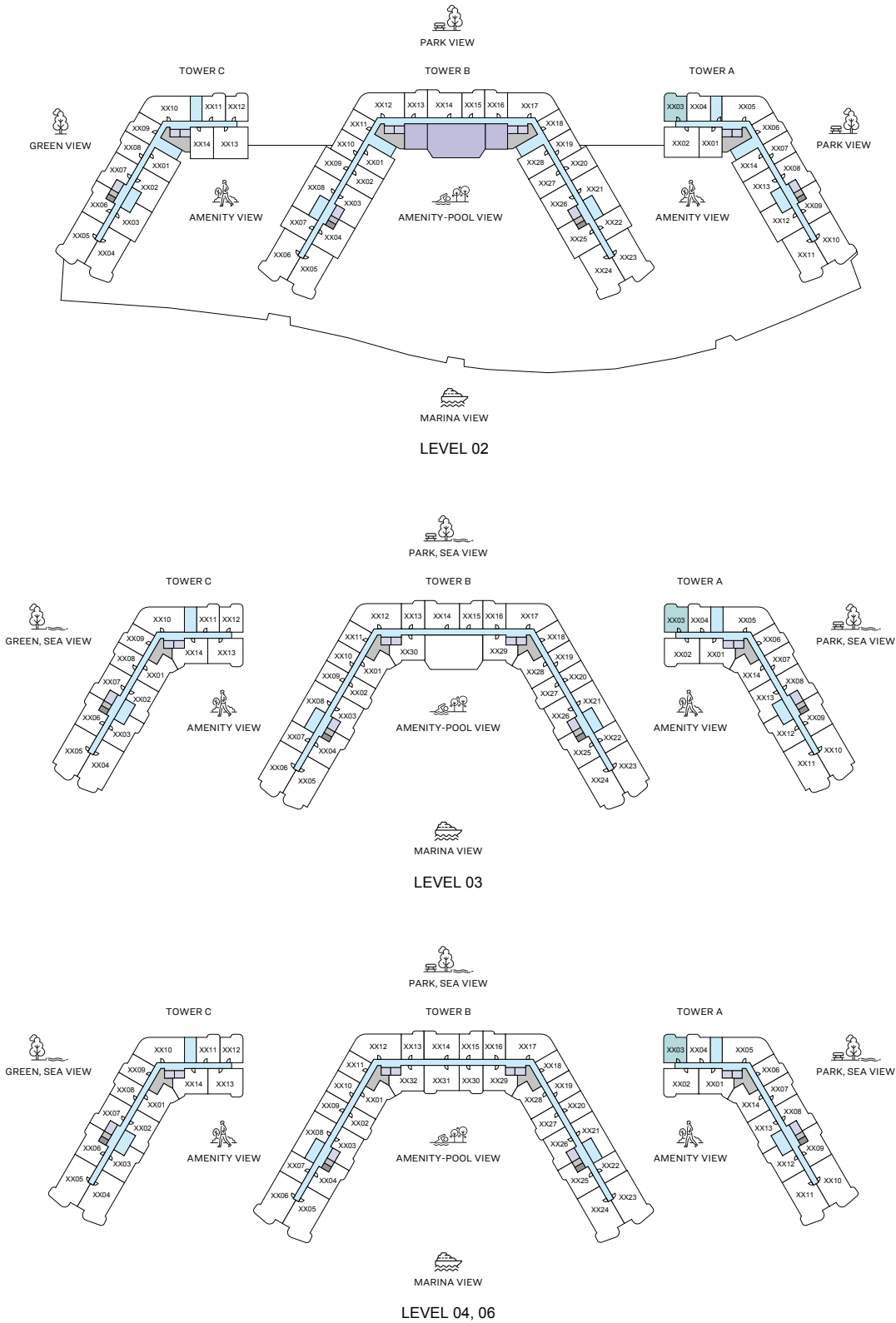
**TOTAL SALEABLE AREA**  
SUITE = 465.32 SQ.FT.  
BALCONY = 80.51 SQ.FT.  
TOTAL = 545.84 SQ.FT.

List of unit numbers with this unit plan:

### VIEWS

Park View  
C-212

Park, Sea View  
C-312, C-412, C-512, C-612, C-712



1  
BEDROOM  
APARTMENT

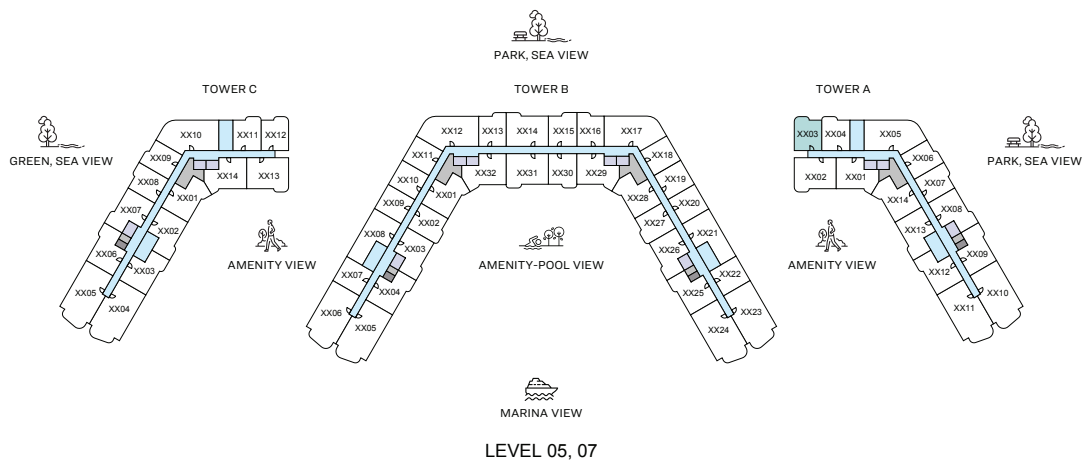
TYPE C  
VARIANT 1  
(with powder room + balcony)

TOTAL SALEABLE AREA  
SUITE = 465.32 SQ.FT.  
BALCONY = 80.51 SQ.FT.  
TOTAL = 545.84 SQ.FT.

List of unit numbers with this unit plan:

VIEWS

- Park View  
A-203
- Park, Sea View  
A-303, A-403, A-503, A-603, A-703



# 1

BEDROOM  
APARTMENT

## TYPE C VARIANT 1

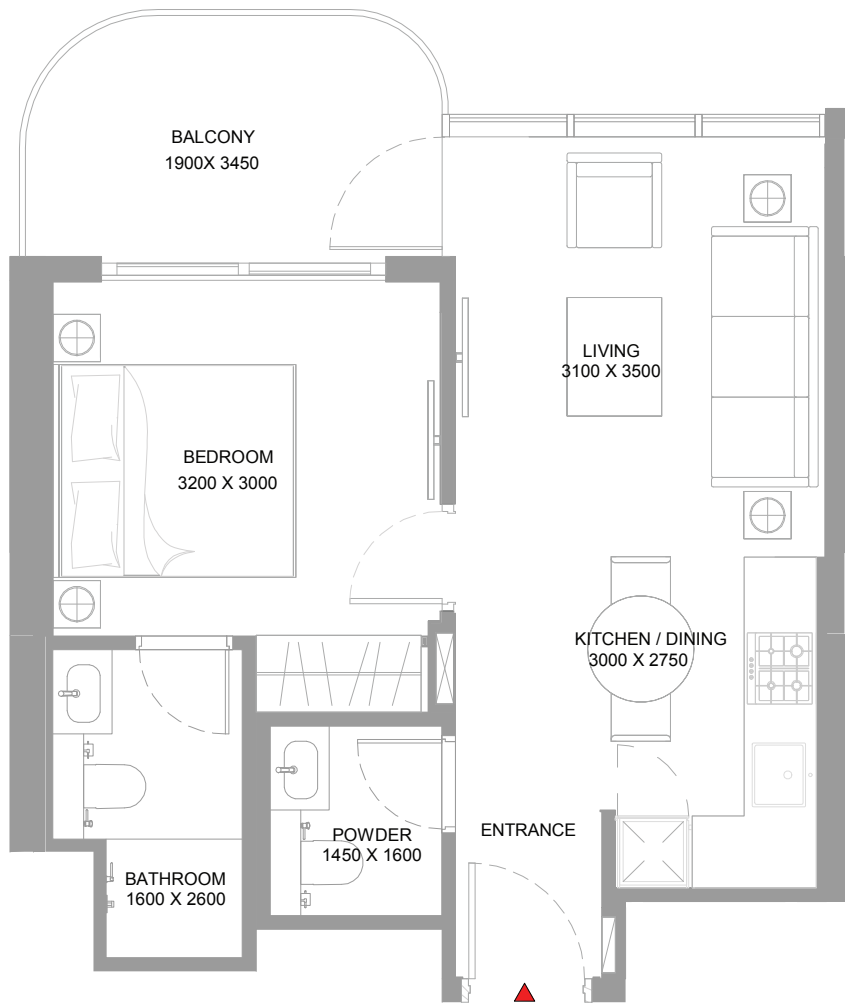
(with powder room + balcony)

TOTAL SALEABLE AREA  
SUITE = 465.32 SQ.FT.  
BALCONY = 80.51 SQ.FT.  
TOTAL = 545.84 SQ.FT.

List of unit numbers with this unit plan:

**VIEWS**

- Park View  
A-203
- Park, Sea View  
A-303, A-403, A-503, A-603, A-703



1  
BEDROOM  
APARTMENT

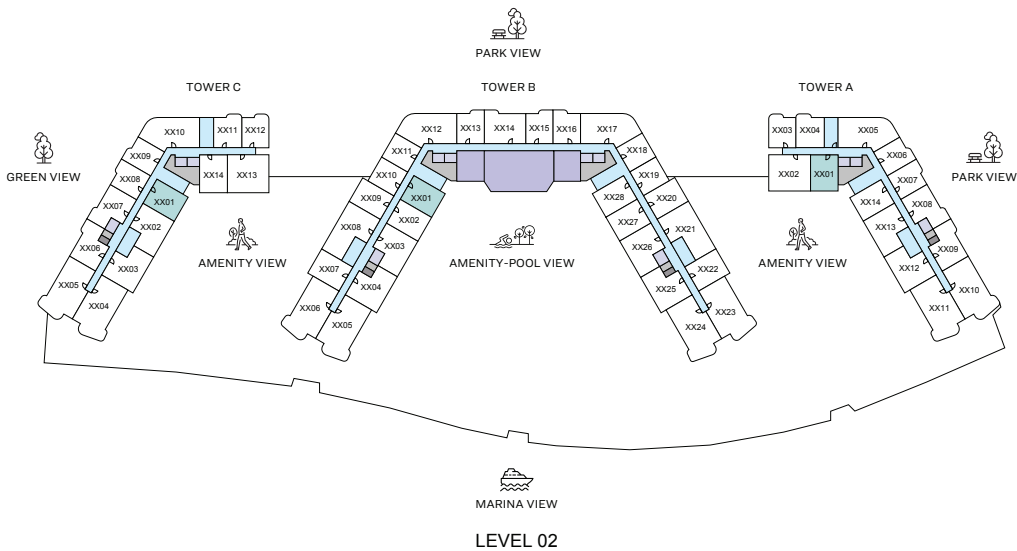
TYPE C  
VARIANT 1  
(with powder room + balcony)

TOTAL SALEABLE AREA  
SUITE = 465.32 SQ.FT.  
BALCONY = 80.51 SQ.FT.  
TOTAL = 545.84 SQ.FT.

List of unit numbers with this unit plan:

VIEWS

- Park View  
A-203
- Park, Sea View  
A-303, A-403, A-503, A-603, A-703



1  
BEDROOM  
APARTMENT

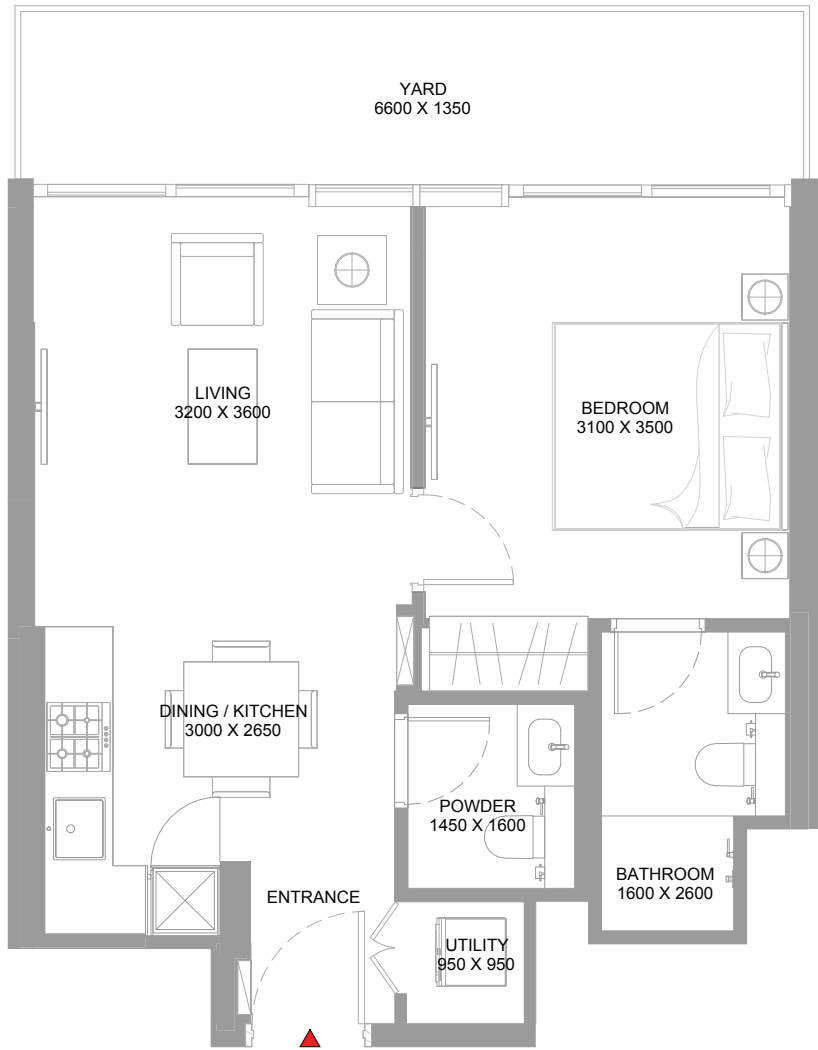
TYPE D  
(with powder room + yard)

TOTAL SALEABLE AREA  
SUITE RANGE = 499.55 - 501.71 SQ.FT.  
YARD RANGE = 114.64 - 114.74 SQ.FT.  
TOTAL RANGE = 614.19 - 616.34 SQ.FT.

List of unit numbers with this unit plan:

VIEWS

- Amenity  
A-201, C-201
- Amenity, Pool View  
B-201



# 1

BEDROOM  
APARTMENT

## TYPE D

(with powder room + yard)

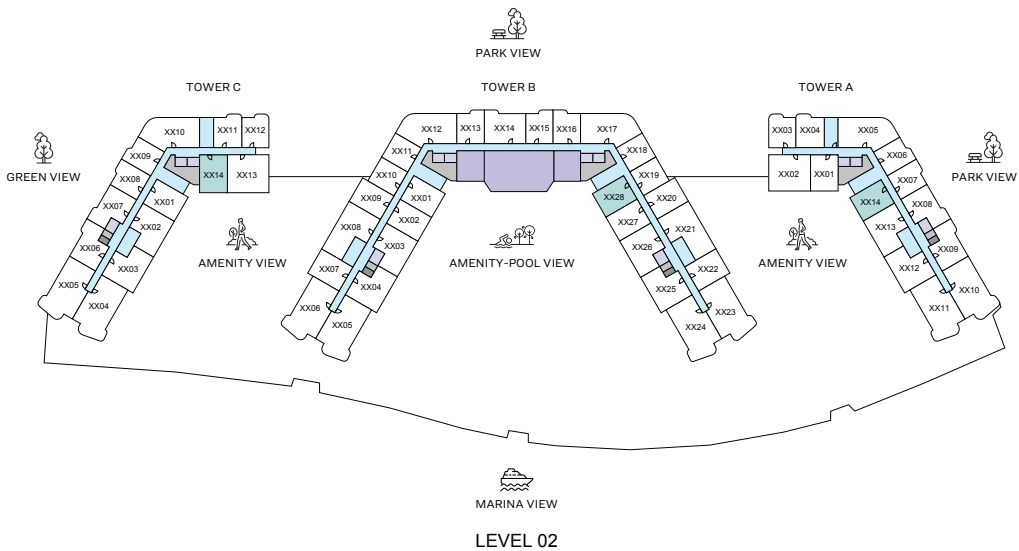
**TOTAL SALEABLE AREA**  
SUITE RANGE = 499.55 - 501.71 SQ.FT.  
YARD RANGE = 114.64 - 114.74 SQ.FT.  
TOTAL RANGE = 614.19 - 616.34 SQ.FT.

List of unit numbers with this unit plan:

### VIEWS

- Amenity  
A-201, C-201
- Amenity, Pool View  
B-201





1  
BEDROOM  
APARTMENT

TYPE D  
VARIANT 1  
(with powder room + yard)

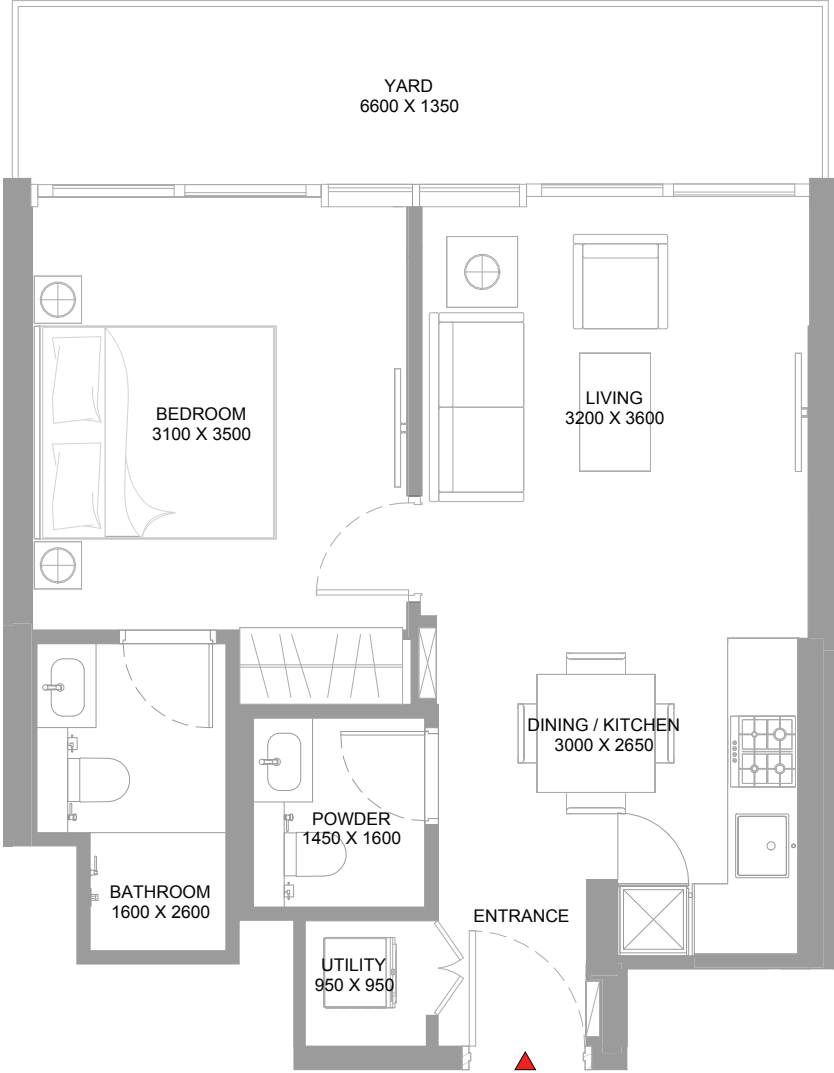
TOTAL SALEABLE AREA  
SUITE RANGE = 499.55 - 501.71 SQ.FT.  
YARD RANGE = 114.64 - 114.74 SQ.FT.  
TOTAL RANGE = 614.19 - 616.34 SQ.FT.

List of unit numbers with this unit plan:

IEWS

Amenity  
A-214, C-214

Amenity, Pool View  
B-228



# 1

BEDROOM  
APARTMENT

## TYPE D VARIANT 1

(with powder room + yard)

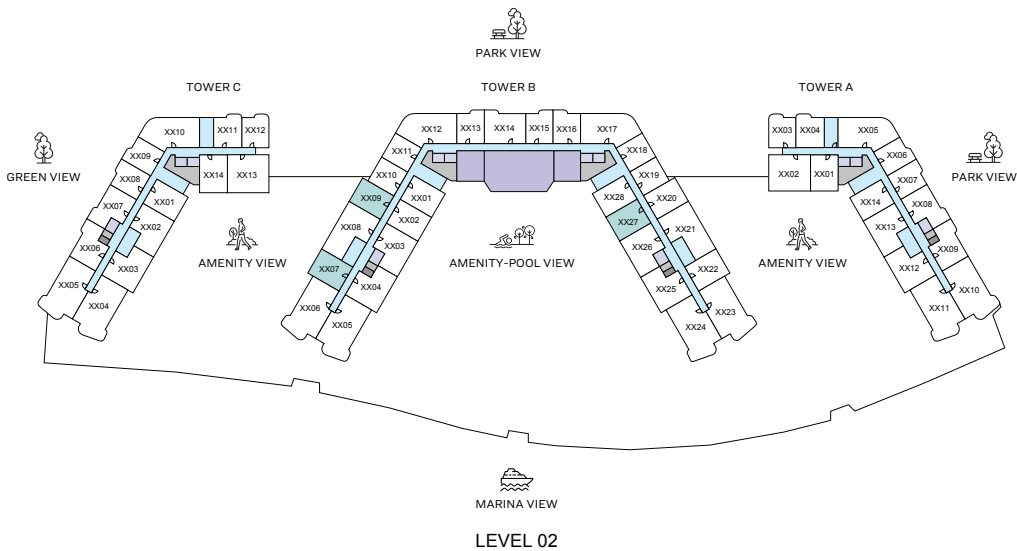
**TOTAL SALEABLE AREA**  
SUITE RANGE = 499.55 - 501.71 SQ.FT.  
YARD RANGE = 114.64 - 114.74 SQ.FT.  
TOTAL RANGE = 614.19 - 616.34 SQ.FT.

List of unit numbers with this unit plan:

### VIEWS

Amenity  
A-214, C-214

Amenity, Pool View  
B-228



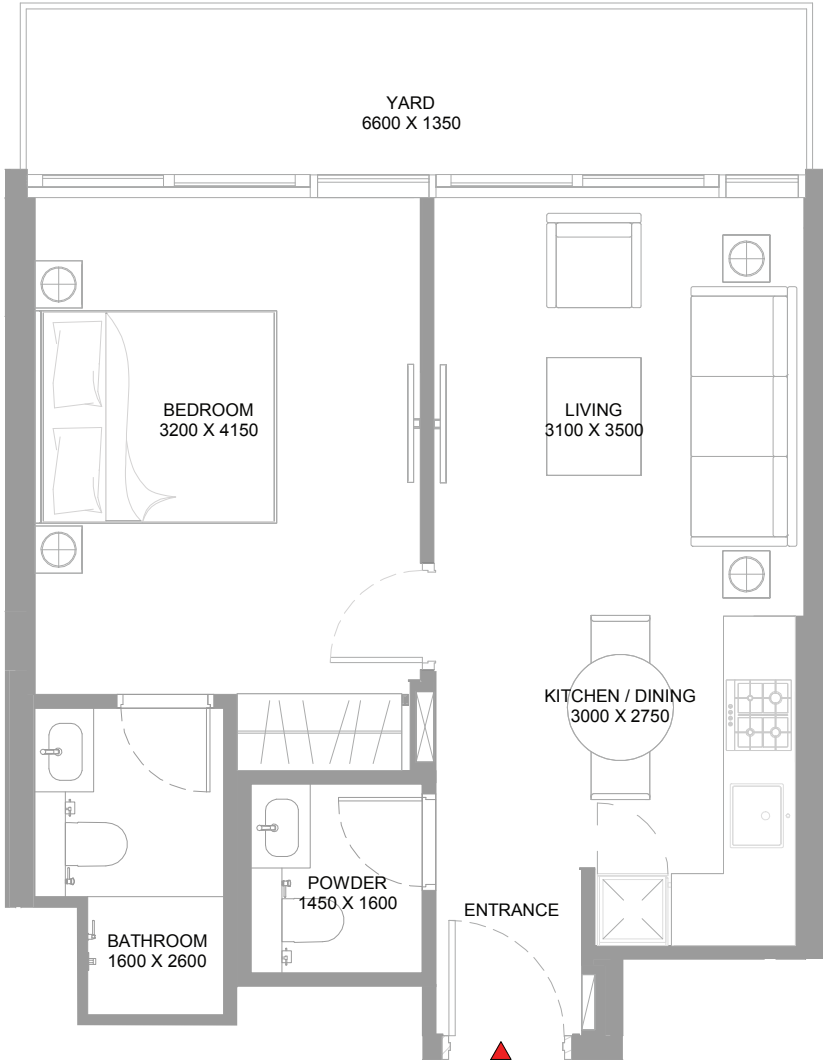
1  
BEDROOM  
APARTMENT

TYPE E  
(with powder room + yard)

TOTAL SALEABLE AREA  
SUITE RANGE = 510.96 - 514.19 SQ.FT.  
YARD RANGE = 115.28 - 115.93 SQ.FT.  
TOTAL RANGE = 626.89 - 629.47 SQ.FT.

List of unit numbers with this unit plan:

- VIEWS**
- Amenity  
B-207, B-209
- Amenity, Pool View  
B-227



# 1

BEDROOM  
APARTMENT

## TYPE E

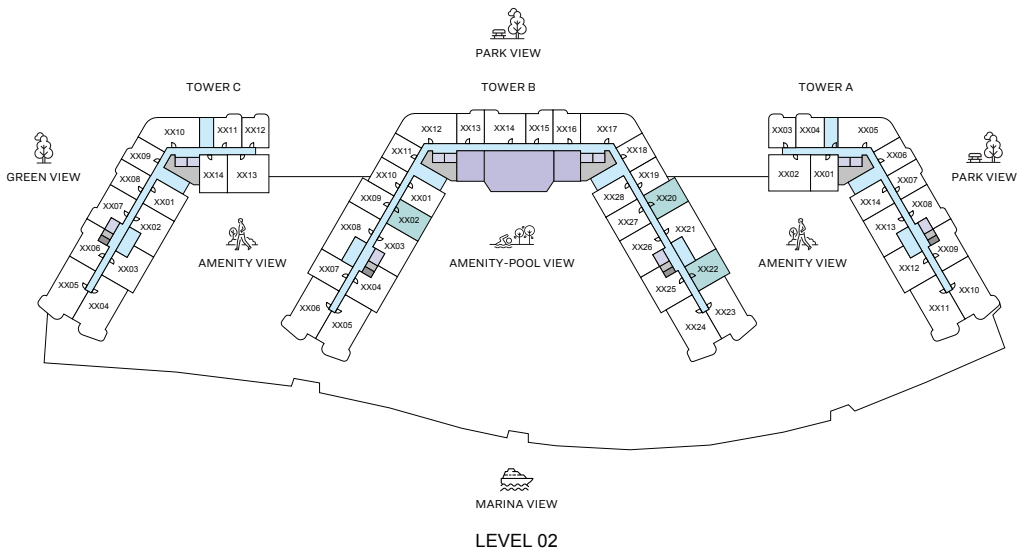
(with powder room + yard)

**TOTAL SALEABLE AREA**  
SUITE RANGE = 510.96 - 514.19 SQ.FT.  
YARD RANGE = 115.28 - 115.93 SQ.FT.  
TOTAL RANGE = 626.89 - 629.47 SQ.FT.

List of unit numbers with this unit plan:

### VIEWS

- Amenity  
B-207, B-209
- Amenity, Pool View  
B-227



# 1

BEDROOM  
APARTMENT

## TYPE E VARIANT 1

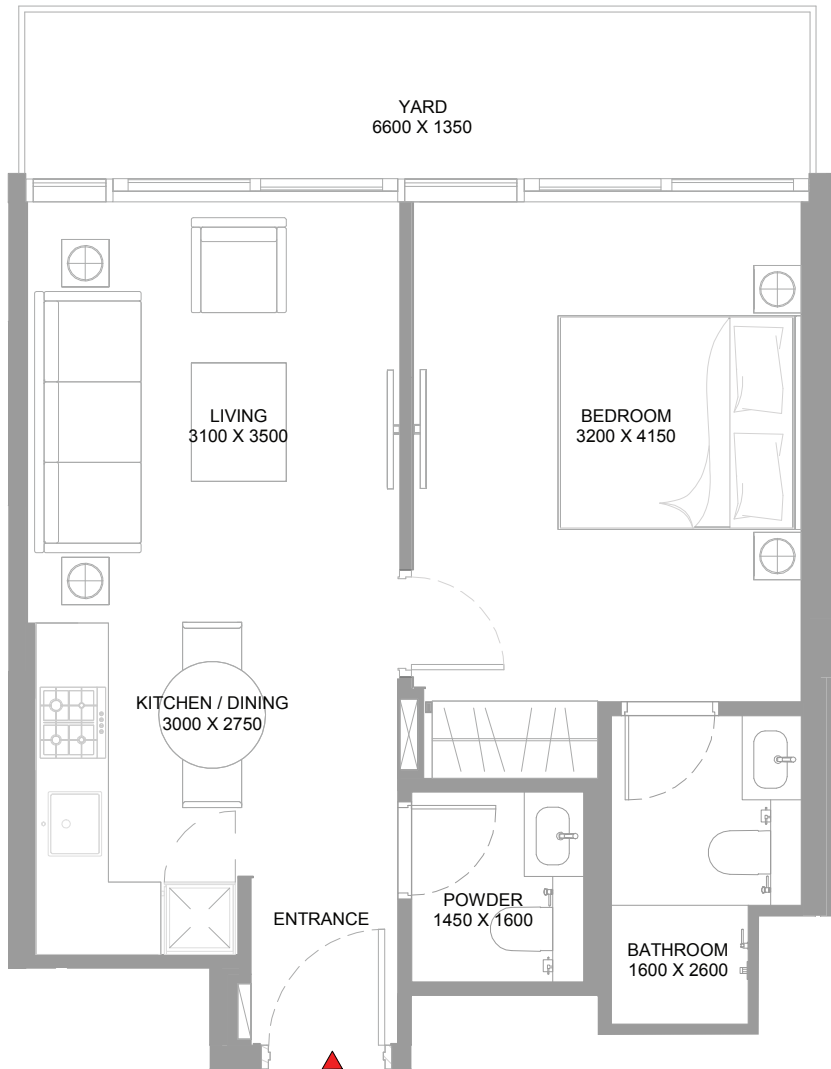
(with powder room + yard)

**TOTAL SALEABLE AREA**  
SUITE RANGE = 510.96 - 514.19 SQ.FT.  
YARD RANGE = 115.28 - 115.93 SQ.FT.  
TOTAL RANGE = 626.89 - 629.47 SQ.FT.

List of unit numbers with this unit plan:

**VIEWS**

- Amenity  
B-220, B-222
- Amenity, Pool View  
B-202



# 1

BEDROOM  
APARTMENT

## TYPE E VARIANT 1

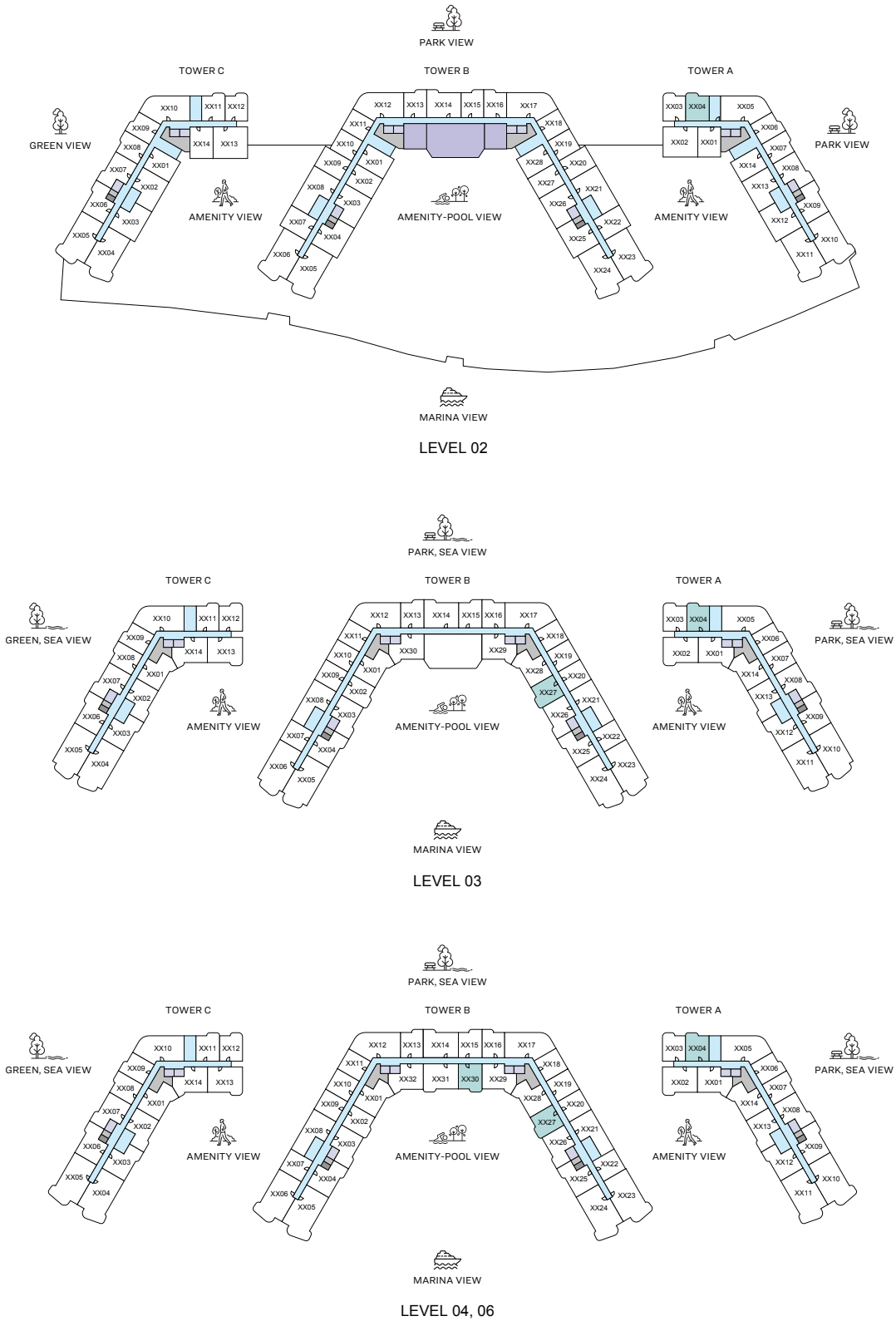
(with powder room + yard)

**TOTAL SALEABLE AREA**  
SUITE RANGE = 510.96 - 514.19 SQ.FT.  
YARD RANGE = 115.28 - 115.93 SQ.FT.  
TOTAL RANGE = 626.89 - 629.47 SQ.FT.

List of unit numbers with this unit plan:

### VIEWS

- Amenity  
B-220, B-222
- Amenity, Pool View  
B-202

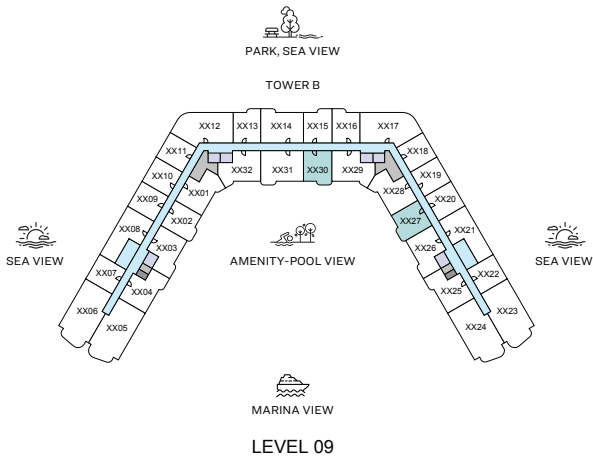
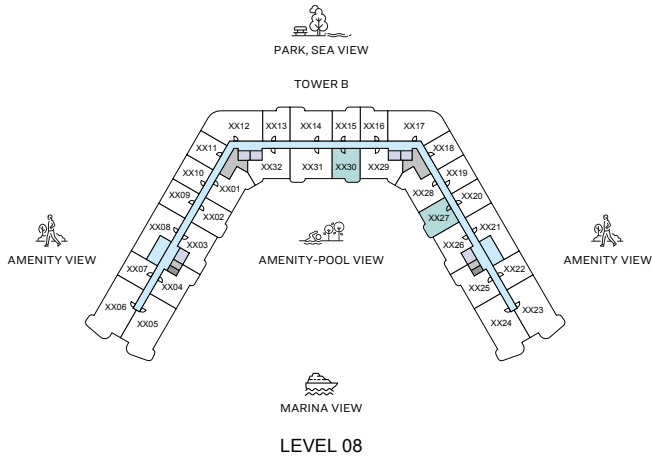
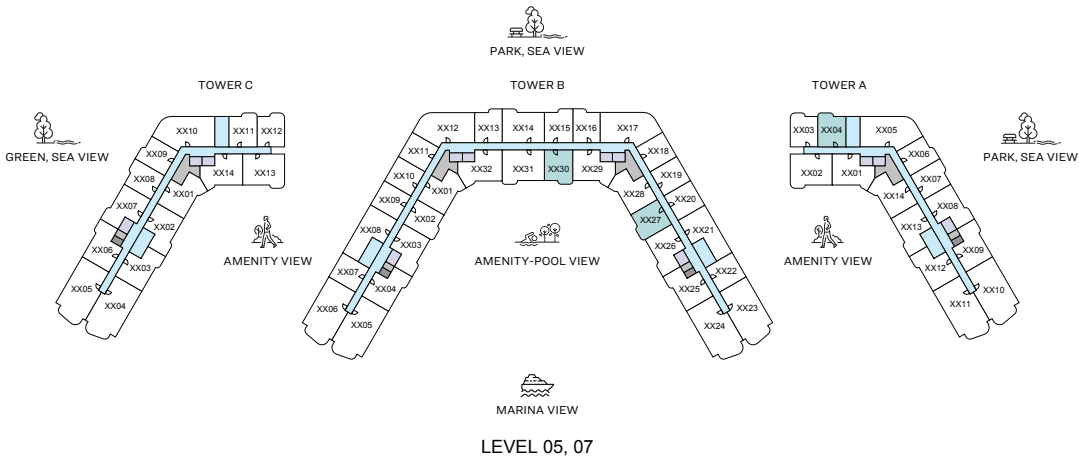


1  
BEDROOM  
APARTMENT

TYPE F  
(with powder room + balcony)

TOTAL SALEABLE AREA  
SUITE RANGE = 463.28 - 465.86 SQ.FT.  
BALCONY RANGE = 82.24 - 82.56 SQ.FT.  
TOTAL RANGE = 545.51 - 548.10 SQ.FT.

- List of unit numbers with this unit plan:
- VIEWS**
- Amenity, Pool, Marina View  
B-327, B-427, B-430, B-527, B-530, B-627, B-630, B-727, B-730, B-827, B-830, B-927, B-930
- Park View  
A-204
- Park, Sea View  
A-304, A-404, A-504, A-604, A-704



1  
BEDROOM  
APARTMENT

## TYPE F

(with powder room + balcony)

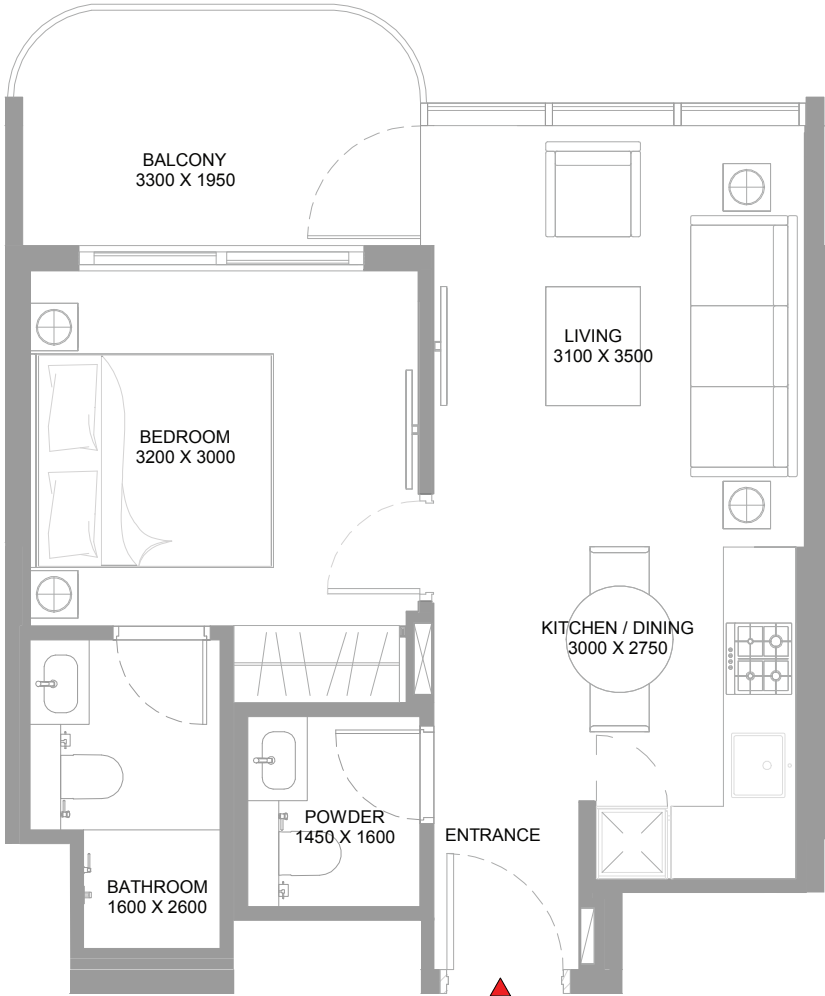
**TOTAL SALEABLE AREA**  
SUITE RANGE = 463.28 - 465.86 SQ.FT.  
BALCONY RANGE = 82.24 - 82.56 SQ.FT.  
TOTAL RANGE = 545.51 - 548.10 SQ.FT.

List of unit numbers with this unit plan:

### VIEWS

- Amenity, Pool, Marina View  
B-327, B-427, B-430, B-527, B-530, B-627, B-630, B-727, B-730, B-827, B-830, B-927, B-930
- Park View  
A-204
- Park, Sea View  
A-304, A-404, A-504, A-604, A-704





# 1

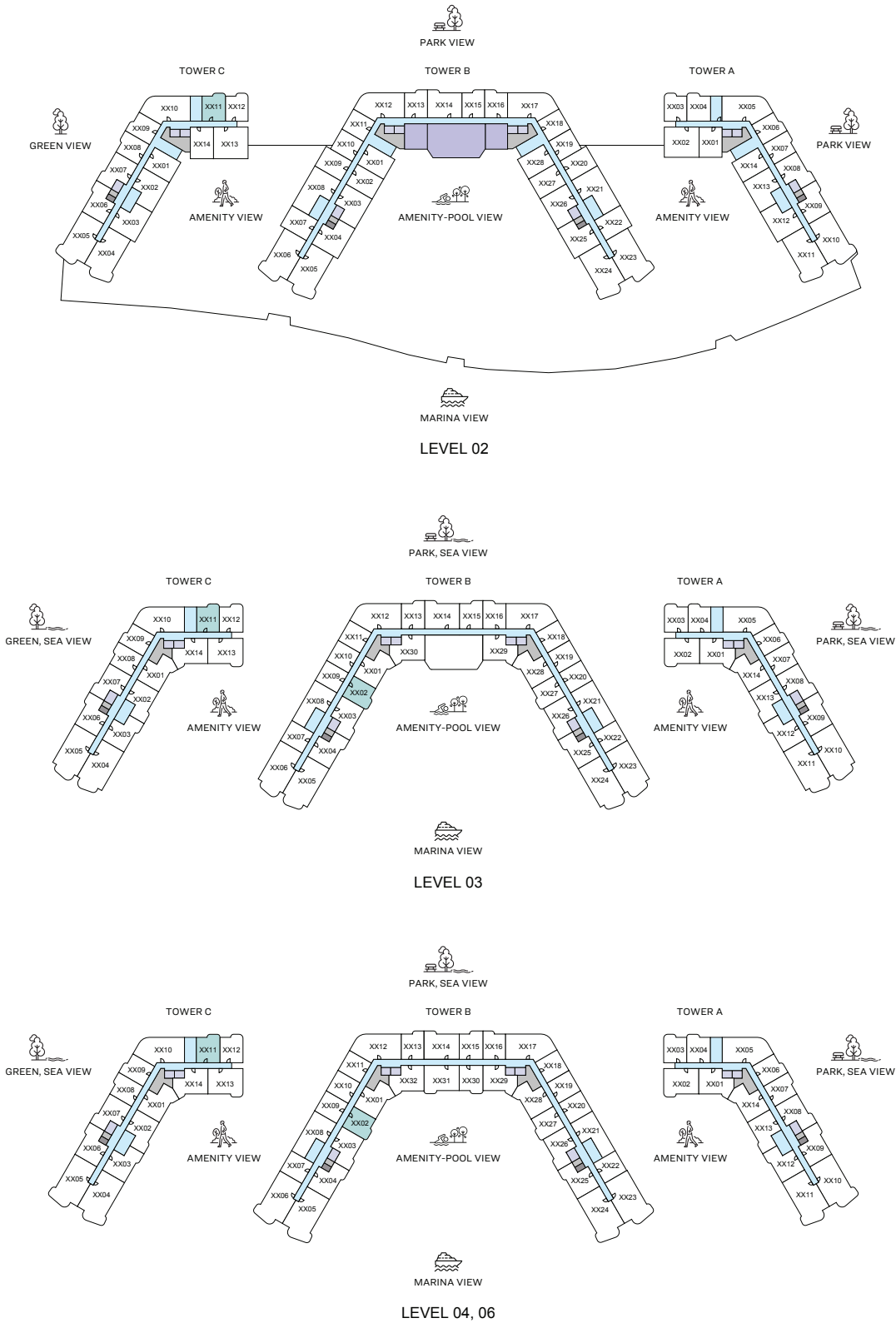
BEDROOM  
APARTMENT

## TYPE F

(with powder room + balcony)

**TOTAL SALEABLE AREA**  
SUITE RANGE = 463.28 - 465.86 SQ.FT.  
BALCONY RANGE = 82.24 - 82.56 SQ.FT.  
TOTAL RANGE = 545.51 - 548.10 SQ.FT.

- List of unit numbers with this unit plan:
- VIEWS**
- Amenity, Pool, Marina View  
B-327, B-427, B-430, B-527, B-530, B-627, B-630, B-727, B-730, B-827, B-830, B-927, B-930
- Park View  
A-204
- Park, Sea View  
A-304, A-404, A-504, A-604, A-704



1  
BEDROOM  
APARTMENT

## TYPE F VARIANT 1

(with powder room + balcony)

**TOTAL SALEABLE AREA**  
SUITE RANGE = 463.28 - 465.86 SQ.FT.  
BALCONY RANGE = 82.24 SQ.FT.  
TOTAL RANGE = 545.51 - 548.10 SQ.FT.

List of unit numbers with this unit plan:

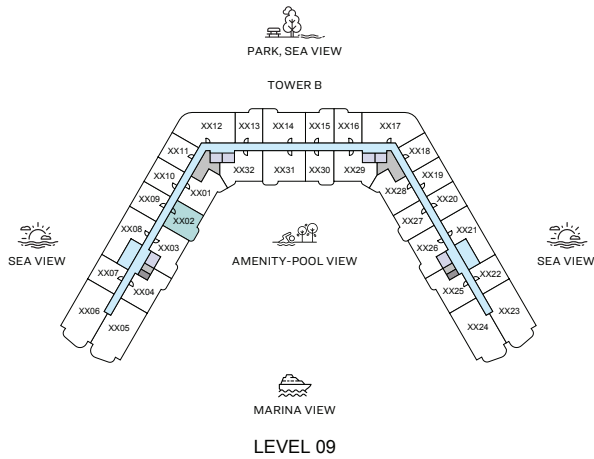
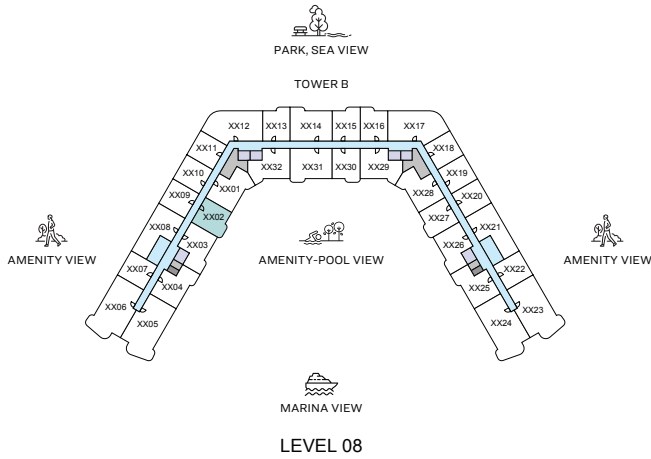
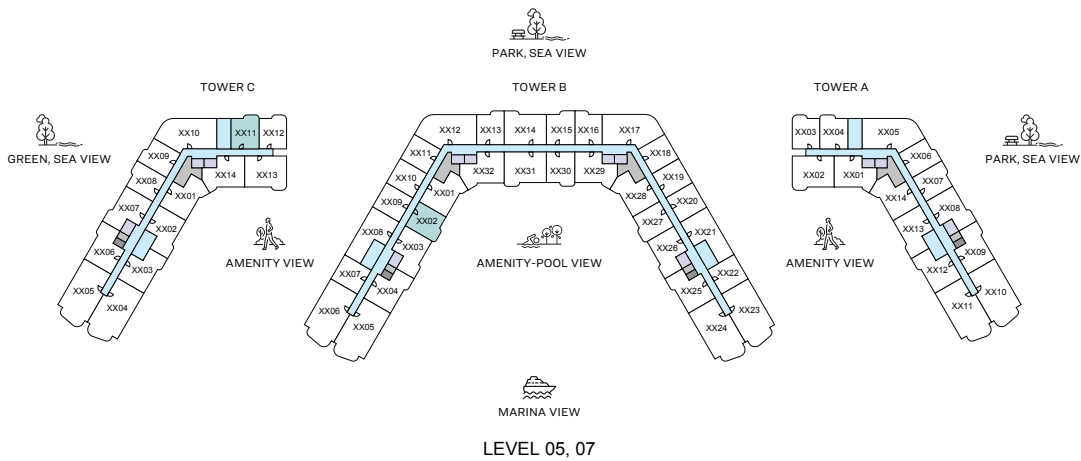
### VIEWS

Amenity, Pool View  
B-302

Amenity, Pool, Marina View  
B-402, B-502, B-602, B-702, B-802, B-902

Park  
C-211

Park, Sea View  
C-311, C-411, C-511, C-611, C-711



1  
BEDROOM  
APARTMENT

## TYPE F VARIANT 1

(with powder room + balcony)

**TOTAL SALEABLE AREA**  
SUITE RANGE = 463.28 - 465.86 SQ.FT.  
BALCONY RANGE = 82.24 SQ.FT.  
TOTAL RANGE = 545.51 - 548.10 SQ.FT.

List of unit numbers with this unit plan:

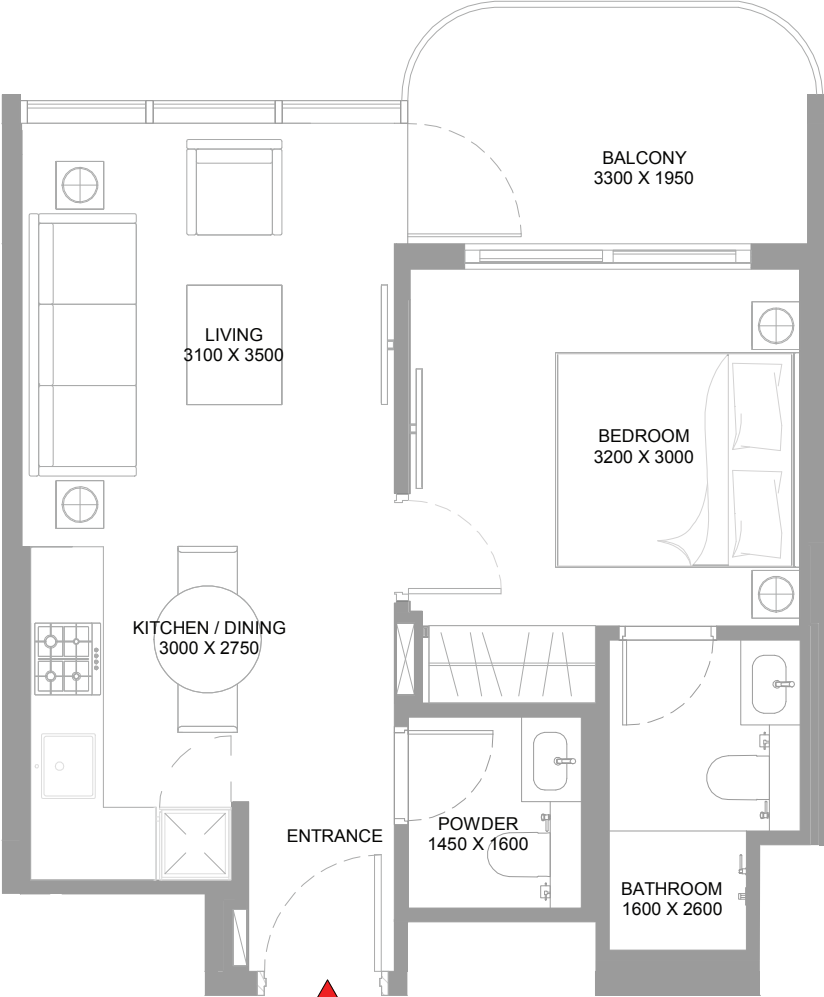
### VIEWS

Amenity, Pool View  
B-302

Amenity, Pool, Marina View  
B-402, B-502, B-602, B-702, B-802, B-902

Park  
C-211

Park, Sea View  
C-311, C-411, C-511, C-611, C-711



1  
BEDROOM  
APARTMENT

TYPE F  
VARIANT 1  
(with powder room + balcony)

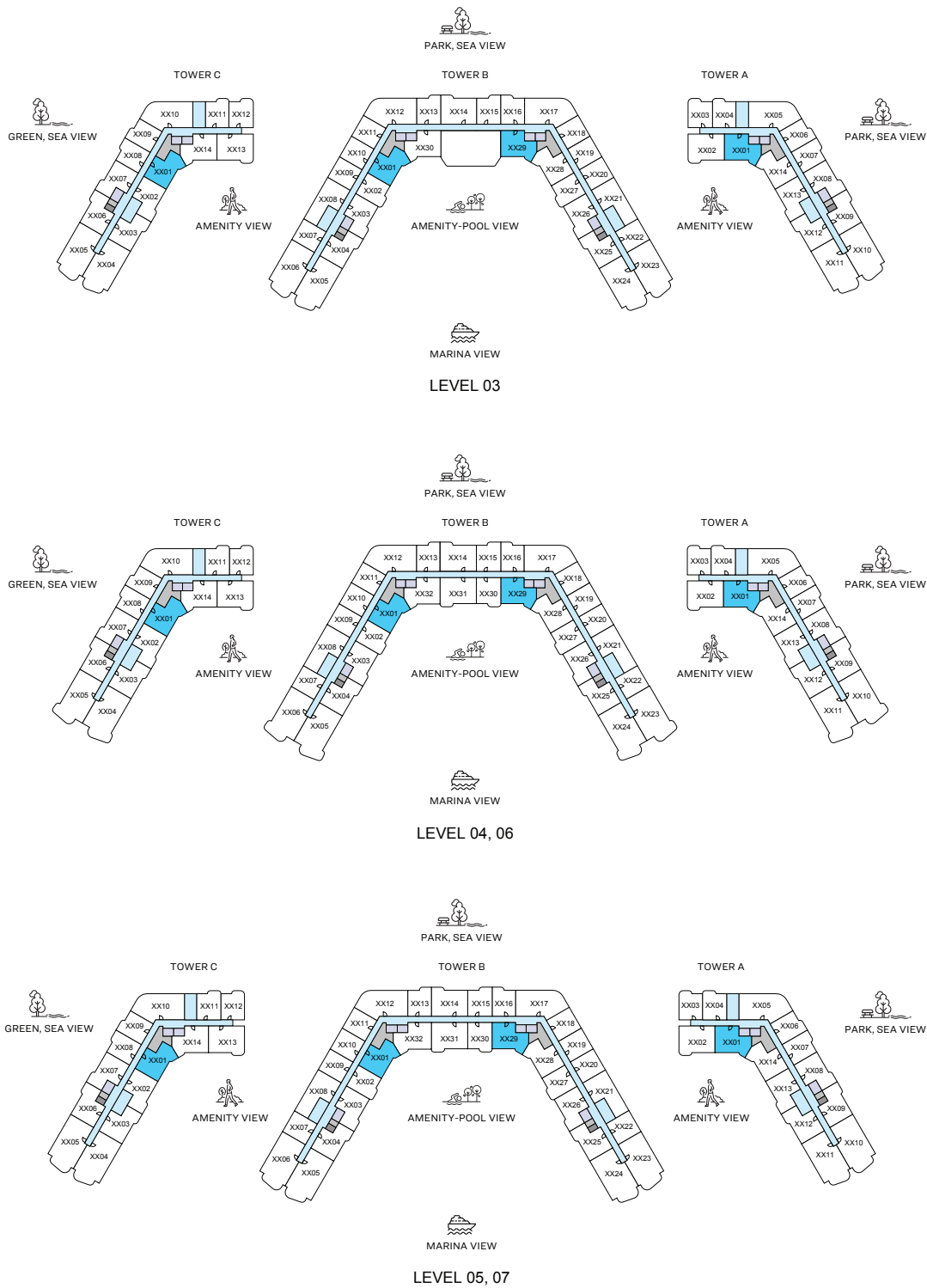
TOTAL SALEABLE AREA  
SUITE RANGE = 463.28 - 465.86 SQ.FT.  
BALCONY RANGE = 82.24 SQ.FT.  
TOTAL RANGE = 545.51 - 548.10 SQ.FT.

List of unit numbers with this unit plan:

VIEWS

Amenity, Pool View  
B-302  
  
Amenity, Pool, Marina View  
B-402, B-502, B-602, B-702, B-802, B-902  
  
Park  
C-211

Park, Sea View  
C-311, C-411, C-511, C-611, C-711



# 2

BEDROOM  
APARTMENT

## TYPE A

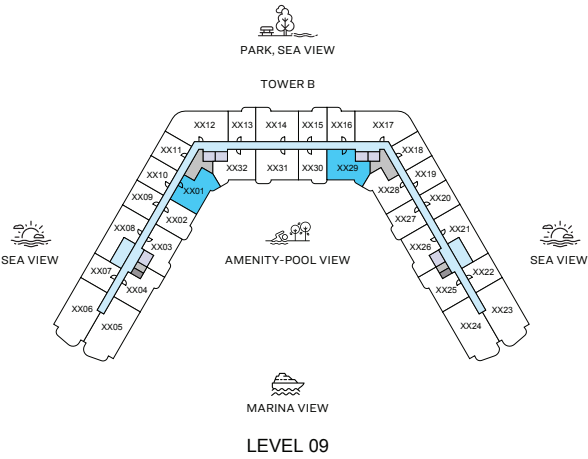
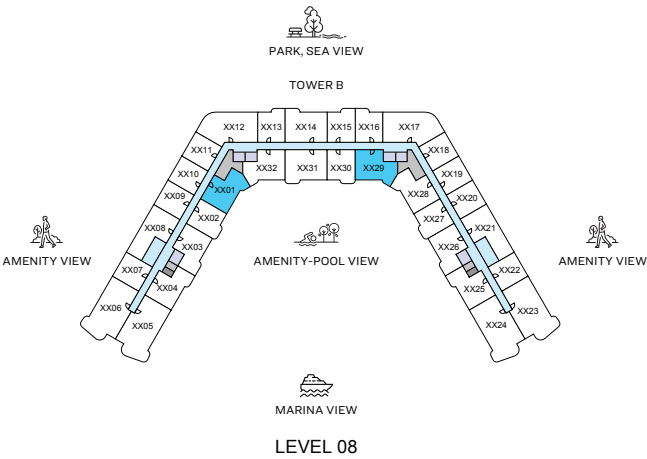
(with balcony)

**TOTAL SALEABLE AREA**  
SUITE RANGE = 628.40 - 640.88 SQ.FT.  
BALCONY RANGE = 77.50 - 77.61 SQ.FT.  
TOTAL RANGE = 706 - 718.38 SQ.FT.

List of unit numbers with this unit plan:

### VIEWS

- Amenity  
A-301, A-401
- Amenity, Marina View  
C-301, C-401, A-501, C-501, C-601, A-701, C-701
- Amenity, Pool View  
B-301
- Amenity, Pool, Marina View  
B-329, B-401, B-429, B-501, B-529, B-601, B-629, B-701, B-729, B-801, B-829, B-901, B-929



2  
BEDROOM  
APARTMENT

TYPE A  
(with balcony)

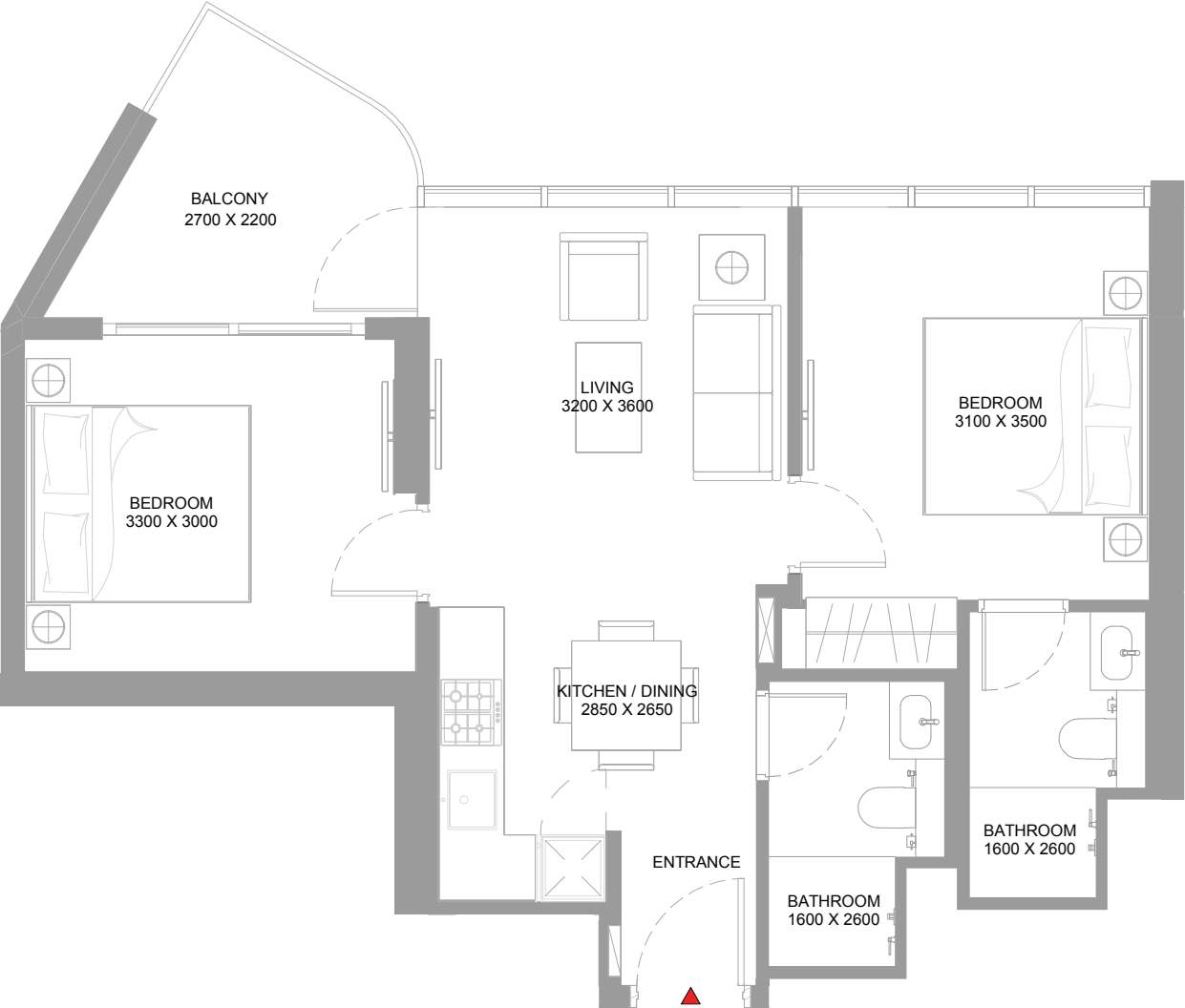
TOTAL SALEABLE AREA  
SUITE RANGE = 628.40 - 640.88 SQ.FT.  
BALCONY RANGE = 77.50 - 77.61 SQ.FT.  
TOTAL RANGE = 706 - 718.38 SQ.FT.

List of unit numbers with this unit plan:

VIEWES

- Amenity  
A-301, A-401
- Amenity, Marina View  
C-301, C-401, A-501, C-501, A-601, C-601, A-701, C-701
- Amenity, Pool View  
B-301

- Amenity, Pool, Marina View  
B-329, B-401, B-429, B-501, B-529, B-601, B-629,  
B-701, B-729, B-801, B-829, B-901, B-929



2  
BEDROOM  
APARTMENT

TYPE A  
(with balcony)

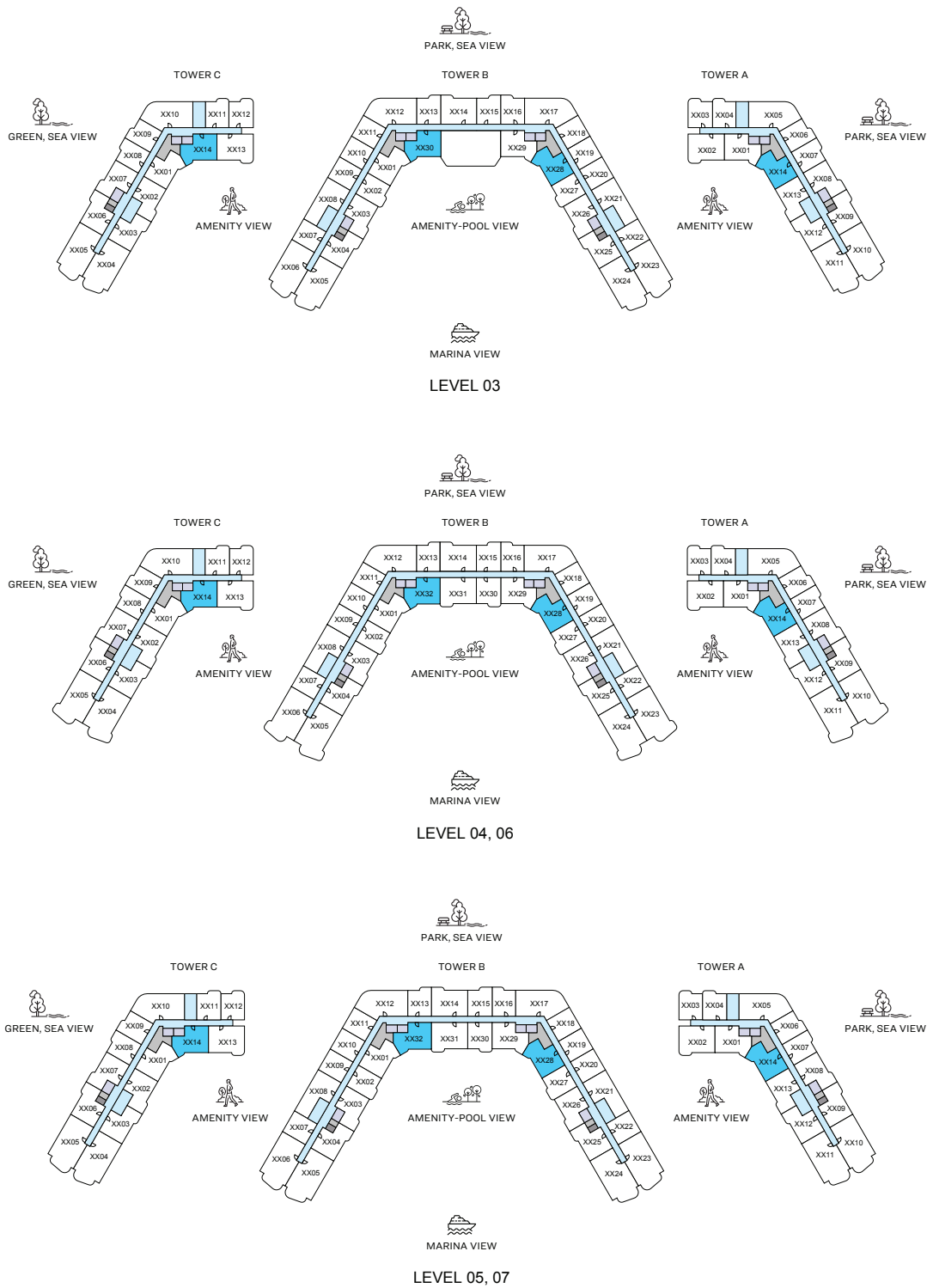
TOTAL SALEABLE AREA  
SUITE RANGE = 628.40 - 640.88 SQ.FT.  
BALCONY RANGE = 77.50 - 77.61 SQ.FT.  
TOTAL RANGE = 706 - 718.38 SQ.FT.

List of unit numbers with this unit plan:

VIEWS

- Amenity  
A-301, A-401
- Amenity, Marina View  
C-301, C-401, A-501, C-501, A-601, C-601, A-701, C-701
- Amenity, Pool View  
B-301

- Amenity, Pool, Marina View  
B-329, B-401, B-429, B-501, B-529, B-601, B-629,  
B-701, B-729, B-801, B-829, B-901, B-929



2  
BEDROOM  
APARTMENT

TYPE A  
VARIANT 1  
(with balcony)

TOTAL SALEABLE AREA  
SUITE RANGE = 628.40 - 640.88 SQ.FT.  
BALCONY RANGE = 77.50 - 77.61 SQ.FT.  
TOTAL RANGE = 706 - 718.38 SQ.FT.

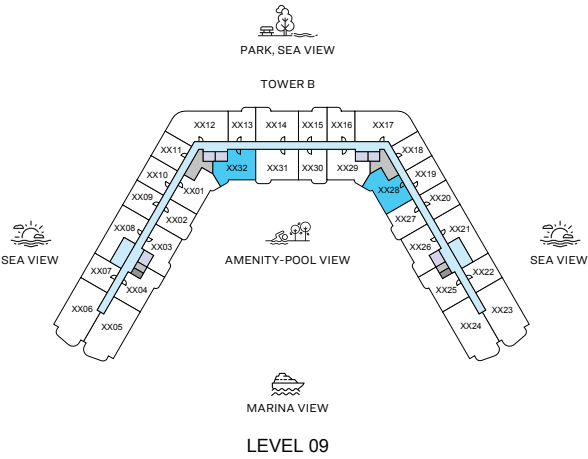
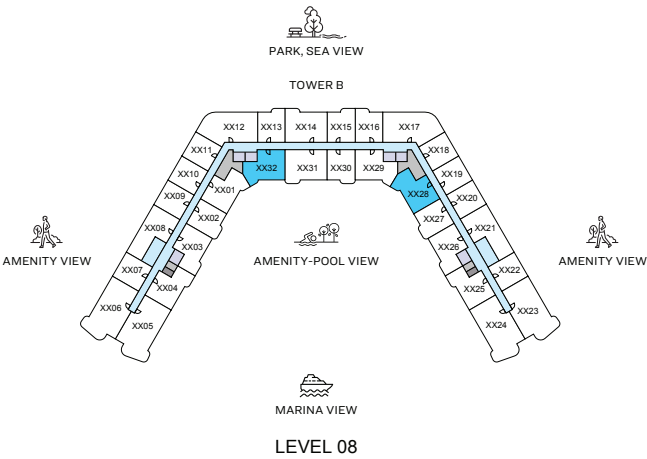
List of unit numbers with this unit plan:

VIEWS

- Amenity  
A-314, A-414
- Amenity, Marina View  
C-314, C-414, A-514, C-514, A-614, C-614, A-714, C-714
- Amenity, Pool View  
B-330

- Amenity, Pool, Marina View  
B-328, B-428, B-432, B-528, B-532, B-628, B-632,  
B-728, B-732, B-828, B-832, B-928, B-932





2  
BEDROOM  
APARTMENT

TYPE A  
VARIANT 1  
(with balcony)

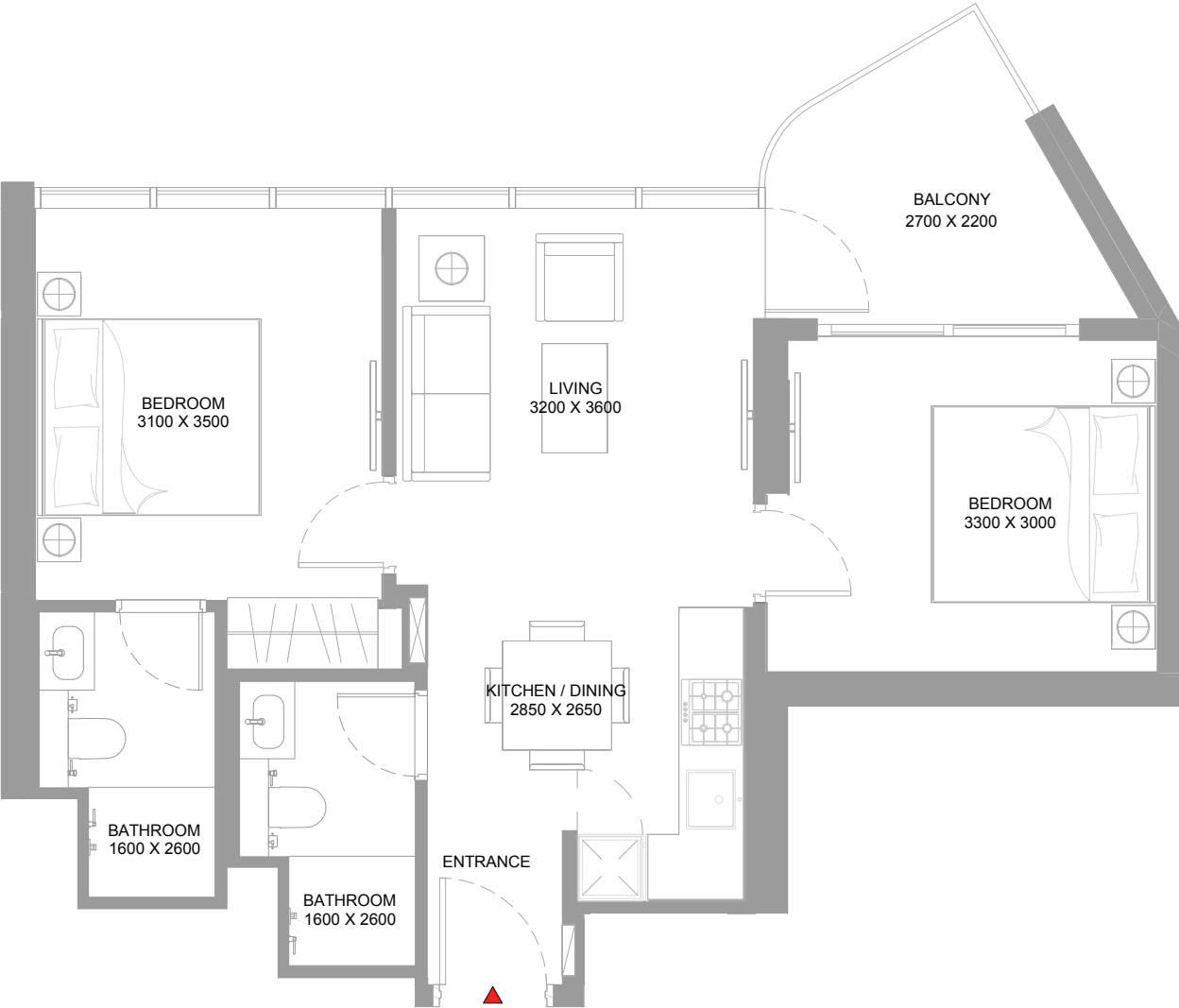
TOTAL SALEABLE AREA  
SUITE RANGE = 628.40 - 640.88 SQ.FT.  
BALCONY RANGE = 77.50 - 77.61 SQ.FT.  
TOTAL RANGE = 706 - 718.38 SQ.FT.

List of unit numbers with this unit plan:

VIEWS

- Amenity  
A-314, A-414
- Amenity, Marina View  
C-314, C-414, A-514, C-514, A-614, C-614, A-714, C-714
- Amenity, Pool View  
B-330

- Amenity, Pool, Marina View  
B-328, B-428, B-432, B-528, B-532, B-628, B-632,  
B-728, B-732, B-828, B-832, B-928, B-932



2  
BEDROOM  
APARTMENT

TYPE A  
VARIANT 1  
(with balcony)

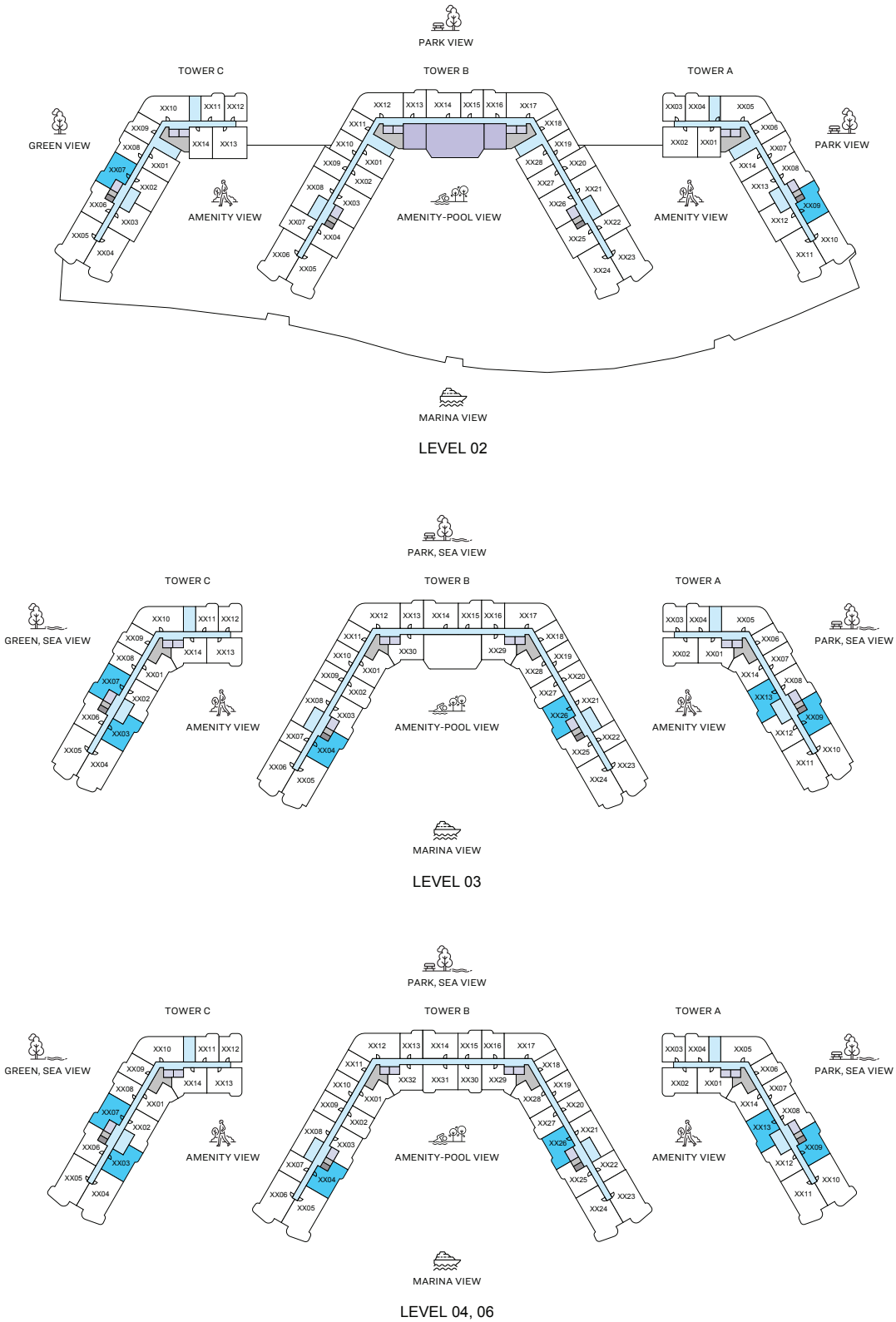
TOTAL SALEABLE AREA  
SUITE RANGE = 628.40 - 640.88 SQ.FT.  
BALCONY RANGE = 77.50 - 77.61 SQ.FT.  
TOTAL RANGE = 706 - 718.38 SQ.FT.

List of unit numbers with this unit plan:

VIEWS

- Amenity  
A-314, A-414
- Amenity, Marina View  
C-314, C-414, A-514, C-514, A-614, C-614, A-714, C-714
- Amenity, Pool View  
B-330

- Amenity, Pool, Marina View  
B-328, B-428, B-432, B-528, B-532, B-628, B-632,  
B-728, B-732, B-828, B-832, B-928, B-932



# 2

BEDROOM  
APARTMENT

## TYPE B

(with balcony)

**TOTAL SALEABLE AREA**  
SUITE RANGE = 604.07 - 606.33 SQ.FT.  
BALCONY RANGE = 81.70 SQ.FT.  
TOTAL RANGE = 685.77 - 688.03 SQ.FT.

List of unit numbers with this unit plan:

### VIEWS

**Amenity, Marina View**  
A-313, C-303, A-413, C-403, A-513, C-503, A-613, C-603, A-713, C-703

**Amenity, Pool View**  
B-304

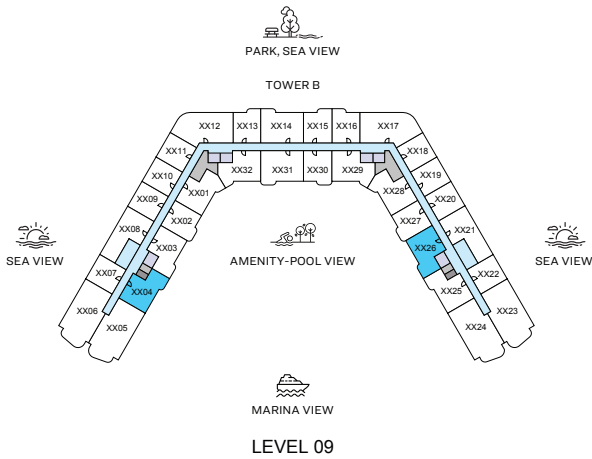
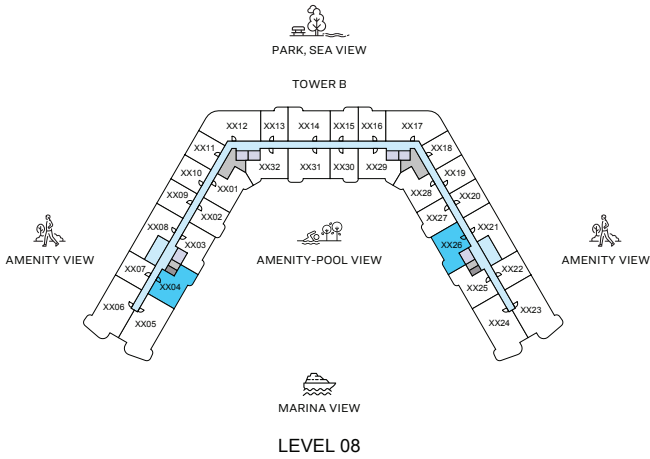
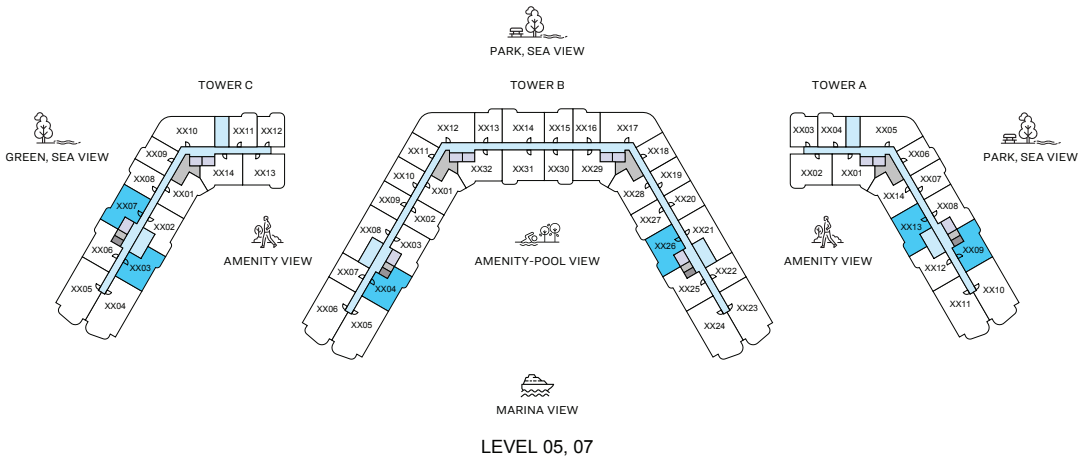
**Amenity, Pool, Marina View**  
B-326, B-404, B-426, B-504, B-526, B-604, B-626, B-704, B-726, B-804, B-826, B-904, B-926

**Green View**  
C-207

**Green, Sea View**  
C-307, C-407, C-507, C-607, C-707

**Park View**  
A-209

**Park, Sea View**  
A-309, A-409, A-509, A-609, A-709



2  
BEDROOM  
APARTMENT

## TYPE B

(with balcony)

**TOTAL SALEABLE AREA**  
SUITE RANGE = 604.07 - 606.33 SQ.FT.  
BALCONY RANGE = 81.70 SQ.FT.  
TOTAL RANGE = 685.77 - 688.03 SQ.FT.

List of unit numbers with this unit plan:

### VIEWS

**Amenity, Marina View**  
A-313, C-303, A-413, C-403, A-513, C-503, A-613, C-603,  
A-713, C-703

**Amenity, Pool View**  
B-304

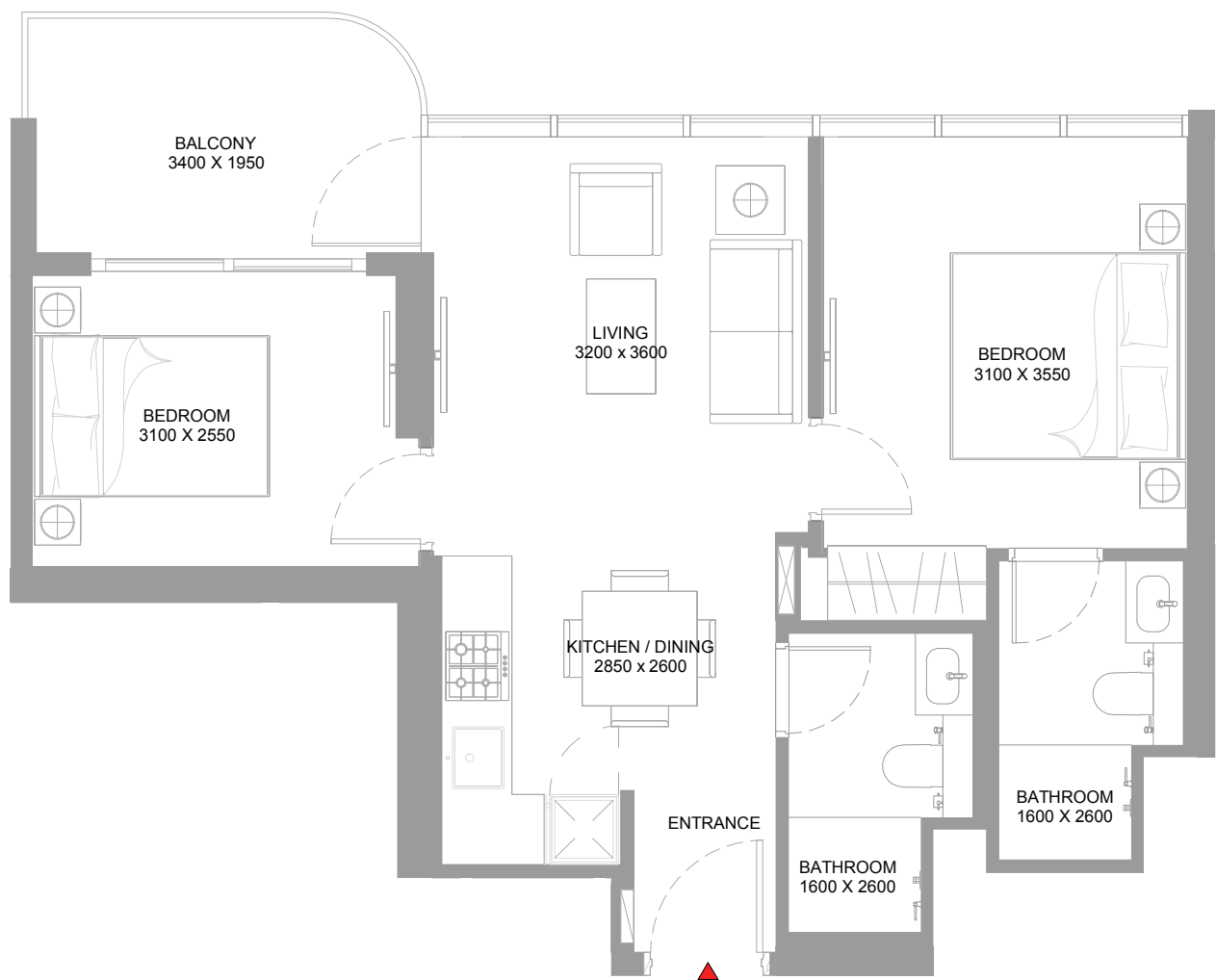
**Amenity, Pool, Marina View**  
B-326, B-404, B-426, B-504, B-526, B-604, B-626, B-704,  
B-726, B-804, B-826, B-904, B-926

**Green View**  
C-207

**Green, Sea View**  
C-307, C-407, C-507, C-607, C-707

**Park View**  
A-209

**Park, Sea View**  
A-309, A-409, A-509, A-609, A-709



# 2

BEDROOM  
APARTMENT

## TYPE B

(with balcony)

**TOTAL SALEABLE AREA**  
SUITE RANGE = 604.07 - 606.33 SQ.FT.  
BALCONY RANGE = 81.70 SQ.FT.  
TOTAL RANGE = 685.77 - 688.03 SQ.FT.

List of unit numbers with this unit plan:

### VIEWS

Amenity, Marina View  
A-313, C-303, A-413, C-403, A-513, C-503, A-613, C-603,  
A-713, C-703

Amenity, Pool View  
B-304

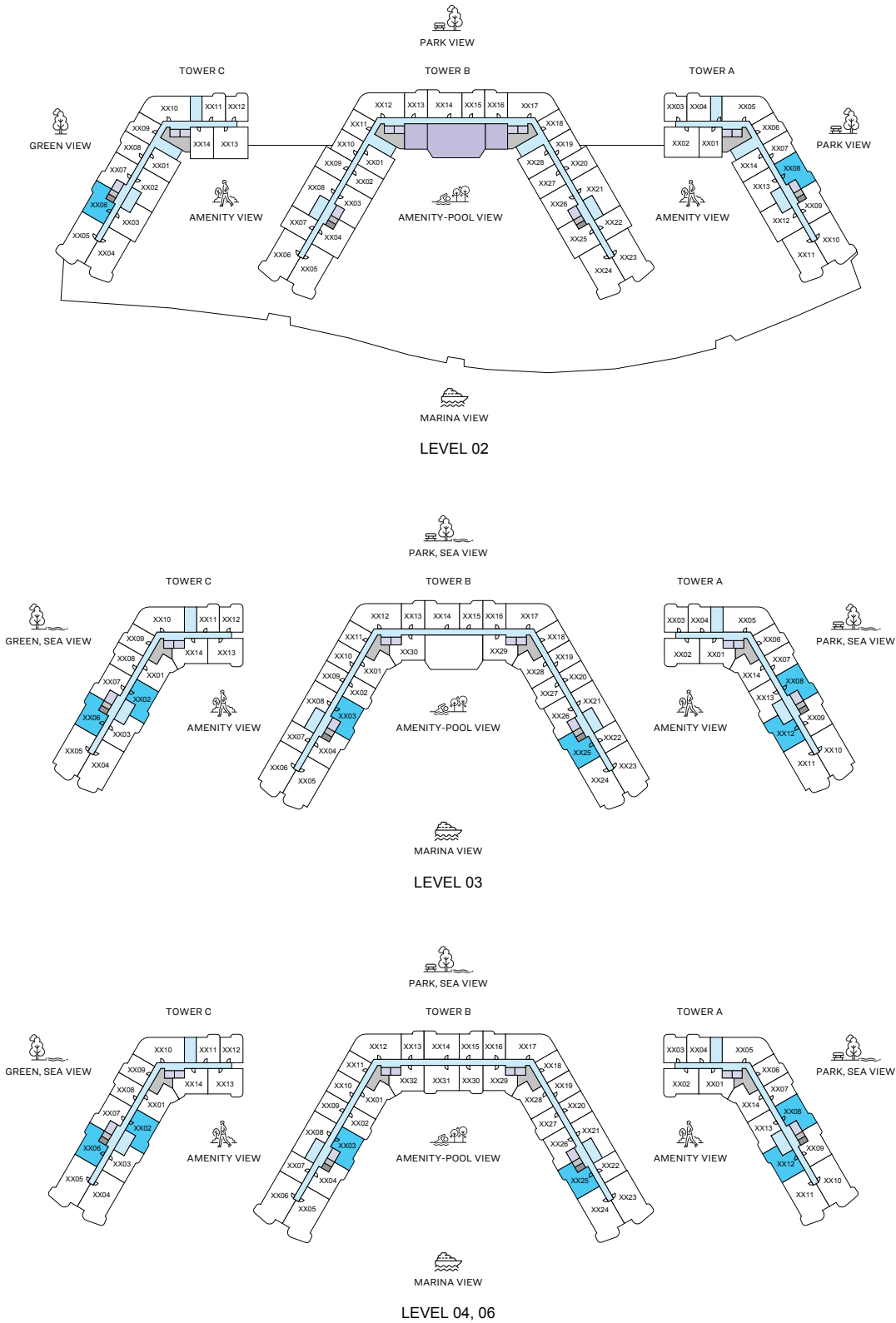
Amenity, Pool, Marina View  
B-326, B-404, B-426, B-504, B-526, B-604, B-626, B-704,  
B-726, B-804, B-826, B-904, B-926

Green View  
C-207

Green, Sea View  
C-307, C-407, C-507, C-607, C-707

Park View  
A-209

Park, Sea View  
A-309, A-409, A-509, A-609, A-709



2  
BEDROOM  
APARTMENT

TYPE B  
VARIANT 1  
(with balcony)

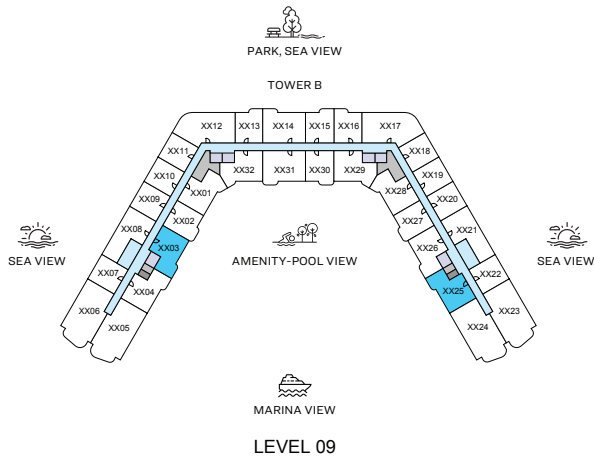
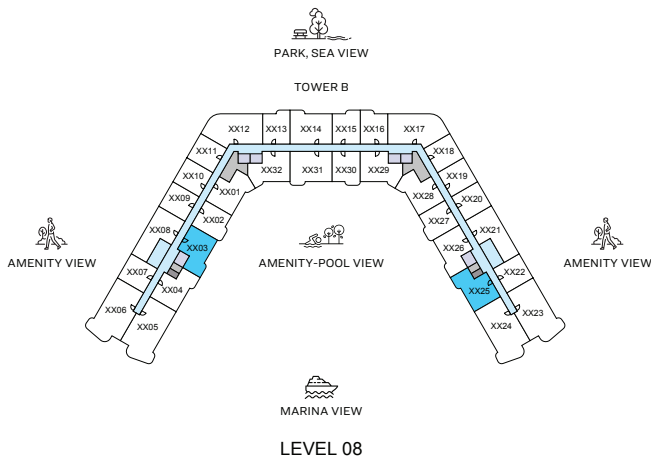
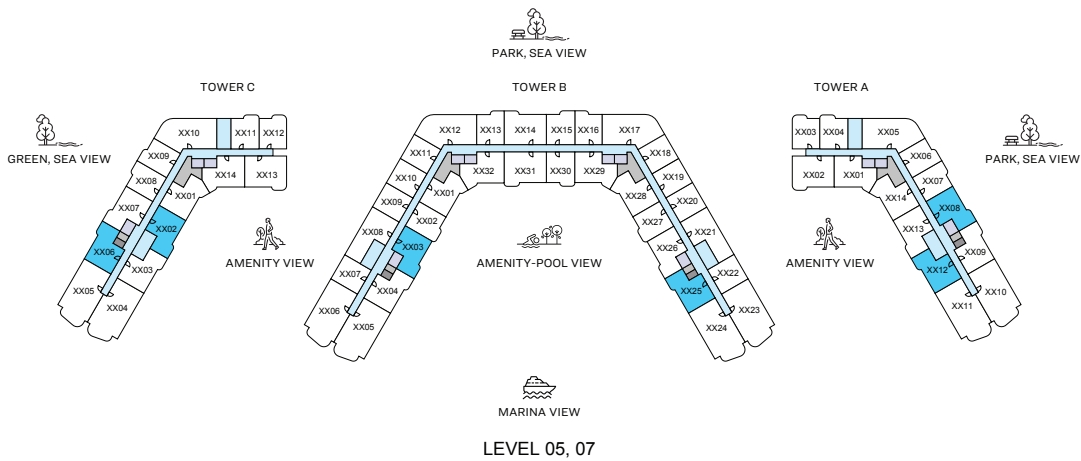
TOTAL SALEABLE AREA  
SUITE RANGE = 604.07 - 606.33 SQ.FT.  
BALCONY RANGE = 81.70 SQ.FT.  
TOTAL RANGE = 685.77 - 688.03 SQ.FT.

List of unit numbers with this unit plan:

VIEWS

Amenity, Marina View  
A-312, C-302, A-412, C-402, A-512, C-502, A-612, C-602, A-712, C-702  
  
Amenity, Pool View  
B-303  
  
Amenity, Pool, Marina View  
B-325, B-403, B-425, B-503, B-525, B-603, B-625, B-703, B-725, B-803, B-825, B-903, B-925

Green View  
C-206  
  
Green, Sea View  
C-306, C-406, C-506, C-606, C-706  
  
Park View  
A-208  
  
Park, Sea View  
A-308, A-408, A-508, A-608, A-708



2  
BEDROOM  
APARTMENT

TYPE B  
VARIANT 1  
(with balcony)

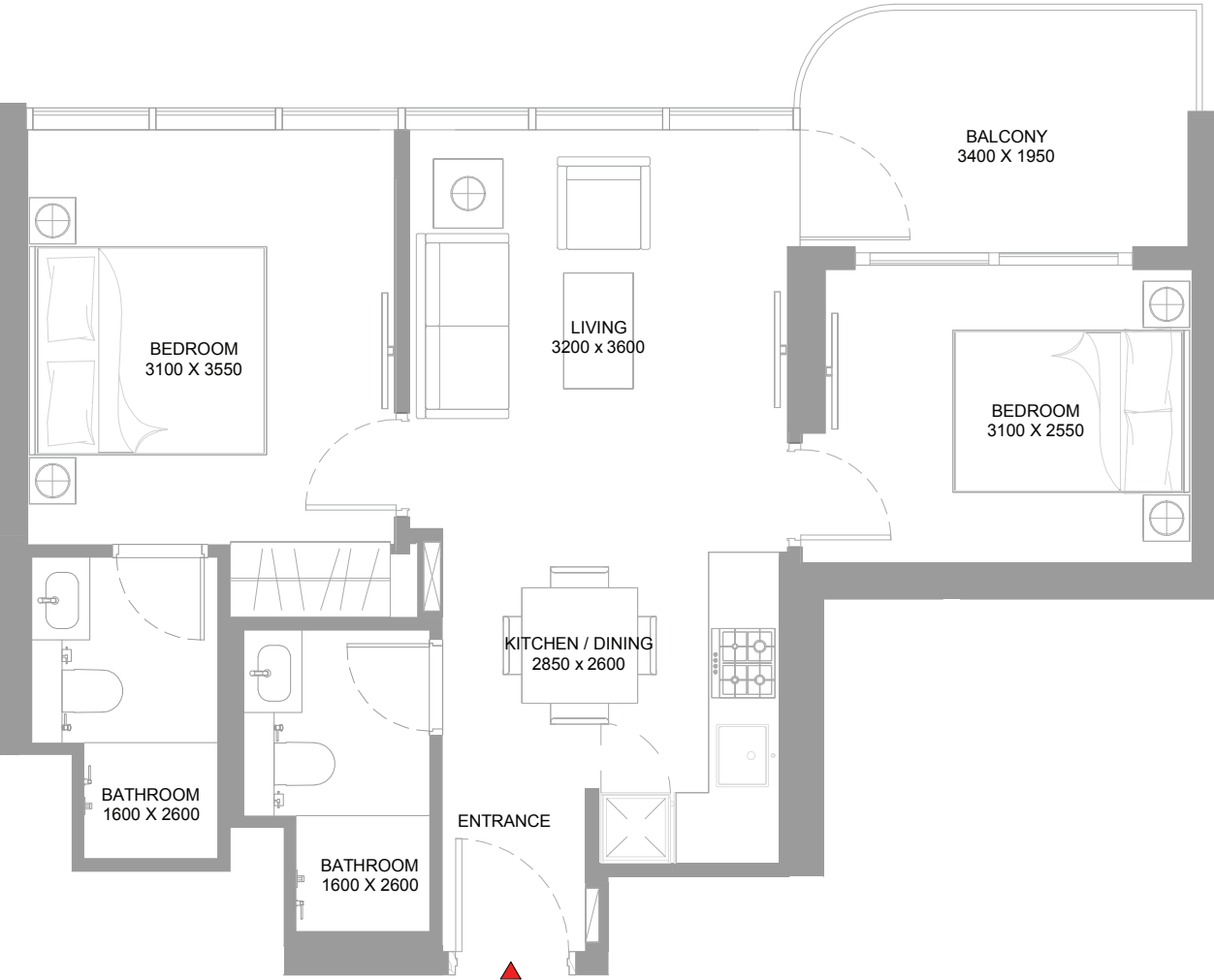
TOTAL SALEABLE AREA  
SUITE RANGE = 604.07 - 606.33 SQ.FT.  
BALCONY RANGE = 81.70 SQ.FT.  
TOTAL RANGE = 685.77 - 688.03 SQ.FT.

List of unit numbers with this unit plan:

VIEWS

- Amenity, Marina View  
A-312, C-302, A-412, C-402, A-512, C-502, A-612, C-602, A-712, C-702
- Amenity, Pool View  
B-303
- Amenity, Pool, Marina View  
B-325, B-403, B-425, B-503, B-525, B-603, B-625, B-703, B-725, B-803, B-825, B-903, B-925

- Green View  
C-206
- Green, Sea View  
C-306, C-406, C-506, C-606, C-706
- Park View  
A-208
- Park, Sea View  
A-308, A-408, A-508, A-608, A-708



2  
BEDROOM  
APARTMENT

TYPE B  
VARIANT 1  
(with balcony)

TOTAL SALEABLE AREA  
SUITE RANGE = 604.07 - 606.33 SQ.FT.  
BALCONY RANGE = 81.70 SQ.FT.  
TOTAL RANGE = 685.77 - 688.03 SQ.FT.

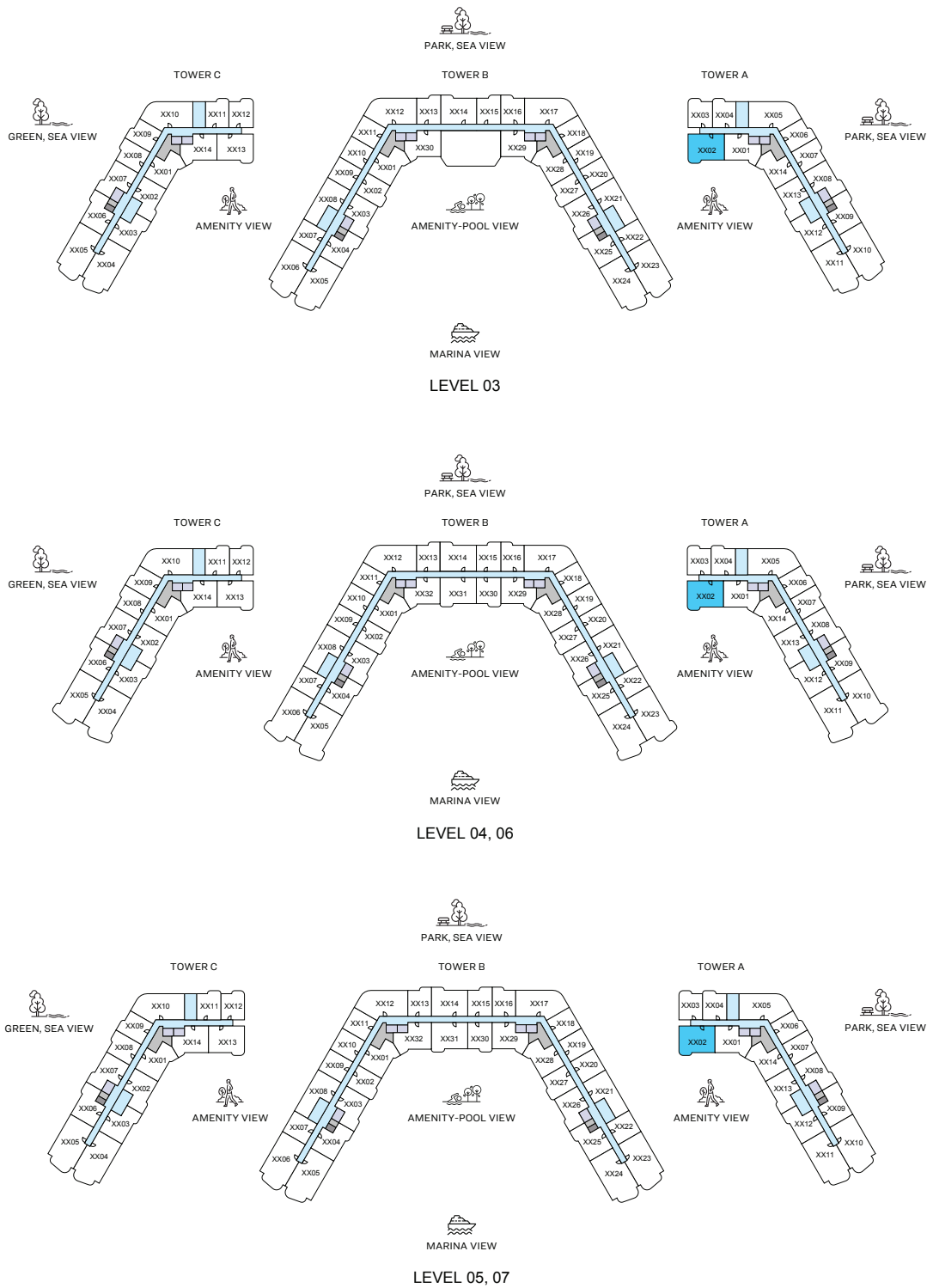
List of unit numbers with this unit plan:

VIEWS

Amenity, Marina View  
A-312, C-302, A-412, C-402, A-512, C-502, A-612,  
C-602, A-712, C-702  
  
Amenity, Pool View  
B-303  
  
Amenity, Pool, Marina View  
B-325, B-403, B-425, B-503, B-525, B-603, B-625,  
B-703, B-725, B-803, B-825, B-903, B-925

Green View  
C-206  
  
Green, Sea View  
C-306, C-406, C-506, C-606, C-706  
  
Park View  
A-208  
  
Park, Sea View  
A-308, A-408, A-508, A-608, A-708





# 2

BEDROOM  
APARTMENT

## TYPE C

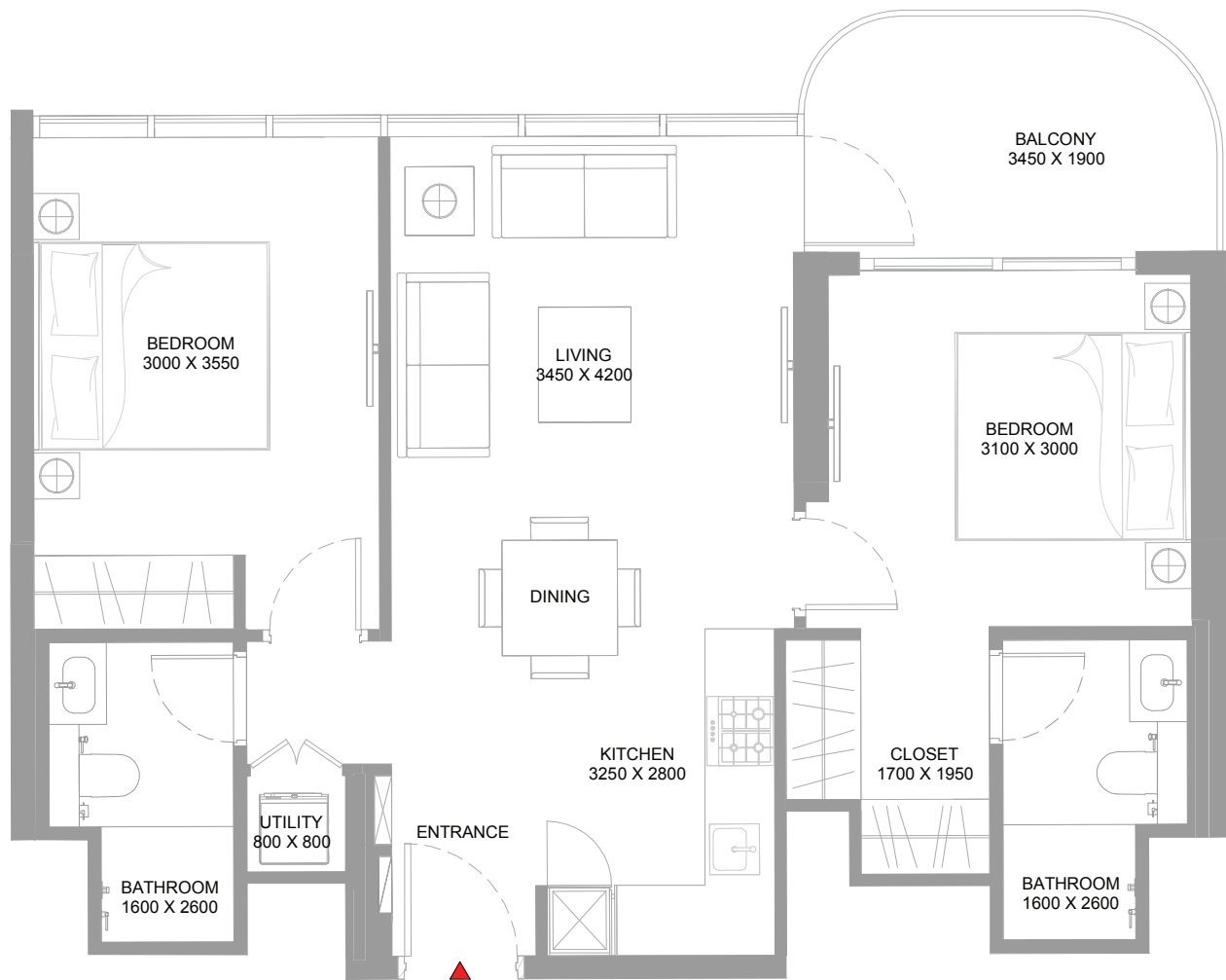
(with balcony)

**TOTAL SALEABLE AREA**  
SUITE = 728.07 SQ.FT.  
BALCONY = 80.41 SQ.FT.  
TOTAL = 808.48 SQ.FT.

List of unit numbers with this unit plan:

### VIEWS

- Amenity  
A-302, A-402
- Amenity, Marina View  
A-502, A-602, A-702



# 2

BEDROOM  
APARTMENT

## TYPE C

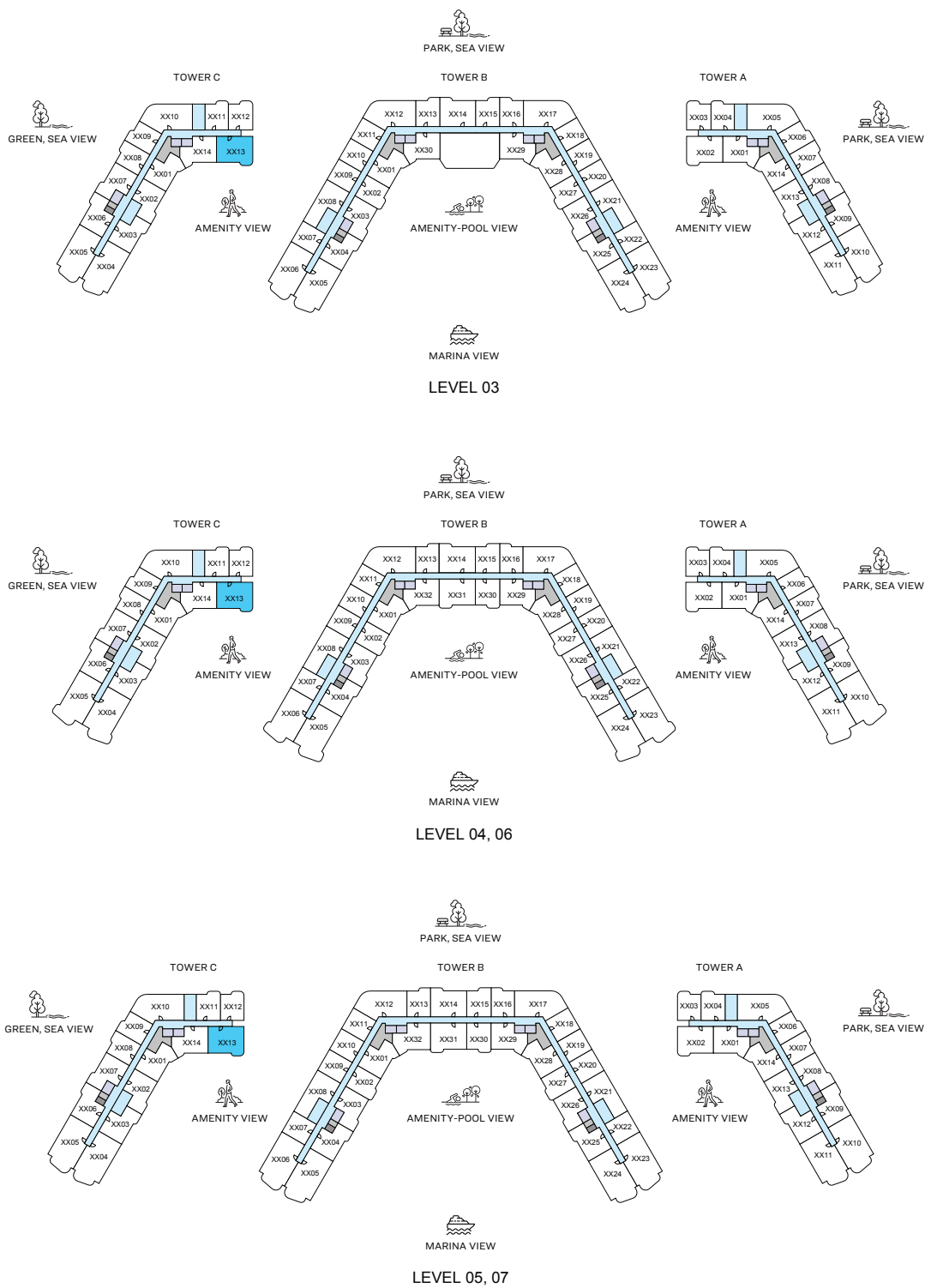
(with balcony)

**TOTAL SALEABLE AREA**  
SUITE = 728.07 SQ.FT.  
BALCONY = 80.41 SQ.FT.  
TOTAL = 808.48 SQ.FT.

List of unit numbers with this unit plan:

### VIEWS

Amenity  
A-302, A-402  
  
Amenity, Marina View  
A-502, A-602, A-702



2  
BEDROOM  
APARTMENT

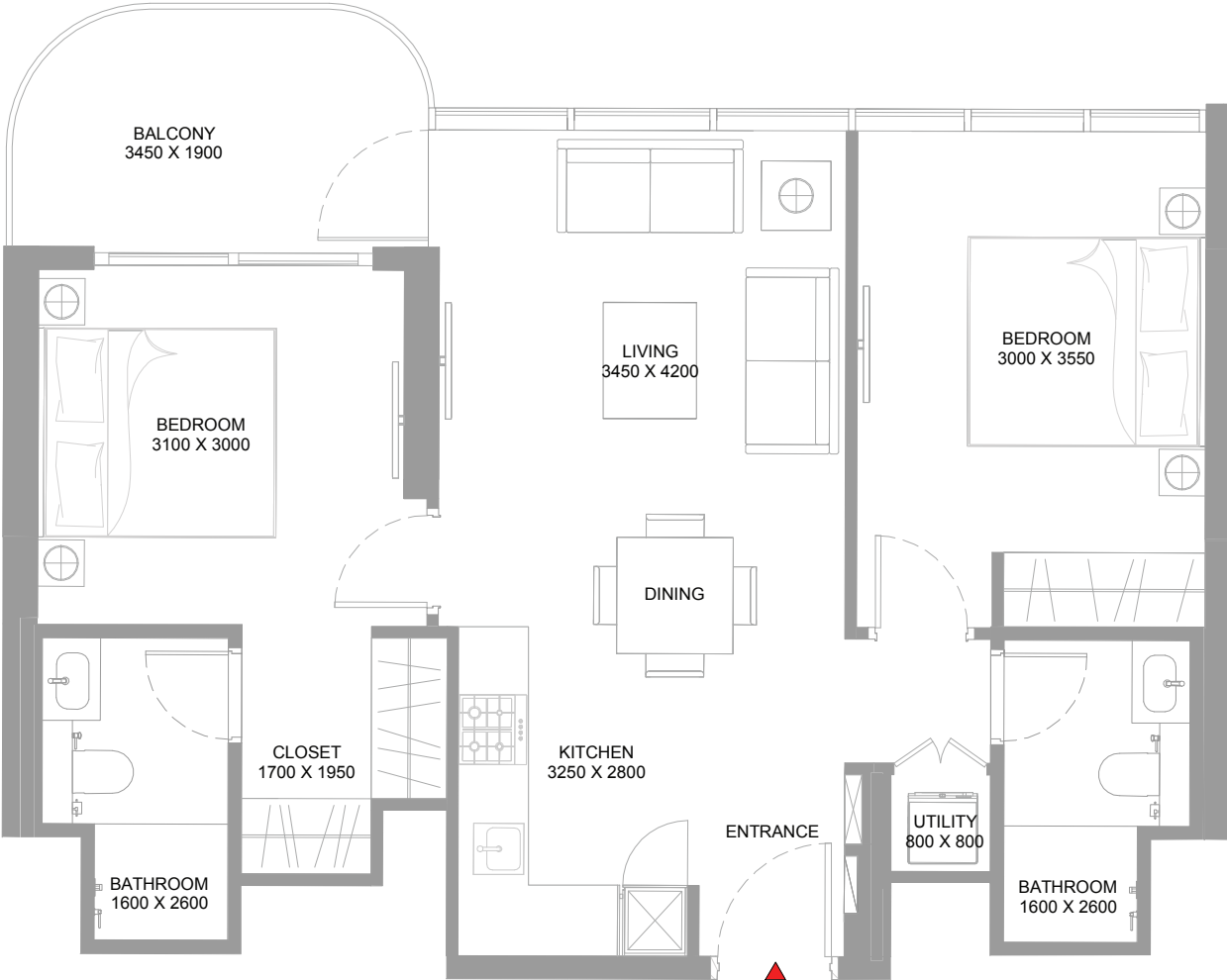
## TYPE C VARIANT 1 (with balcony)

**TOTAL SALEABLE AREA**  
SUITE = 728.07 SQ.FT.  
BALCONY = 80.41 SQ.FT.  
TOTAL = 808.48 SQ.FT.

List of unit numbers with this unit plan:

### VIEWS

Amenity, Marina View  
C-313, C-413, C-513, C-613, C-713



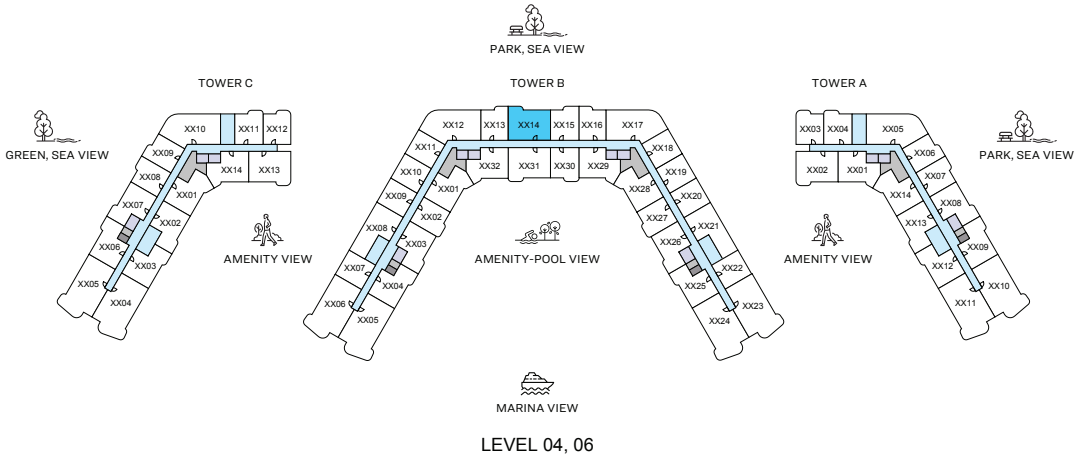
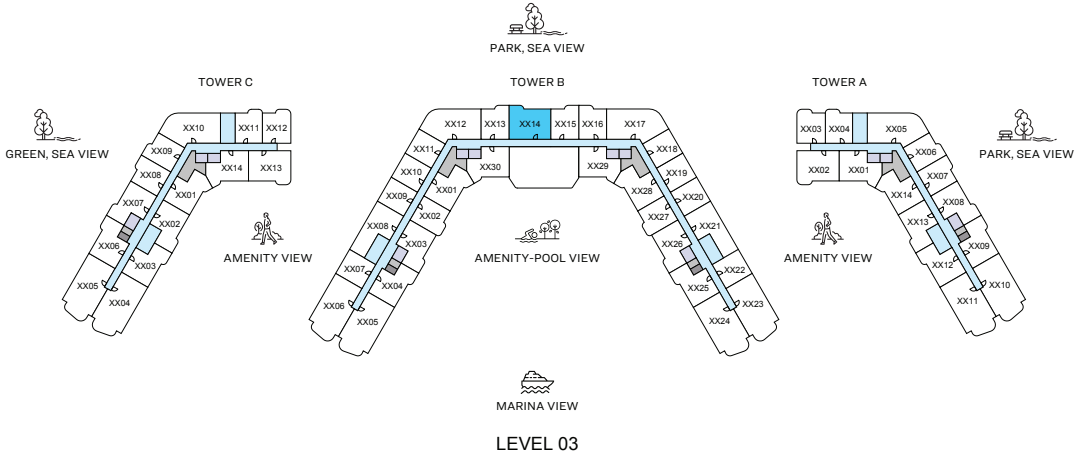
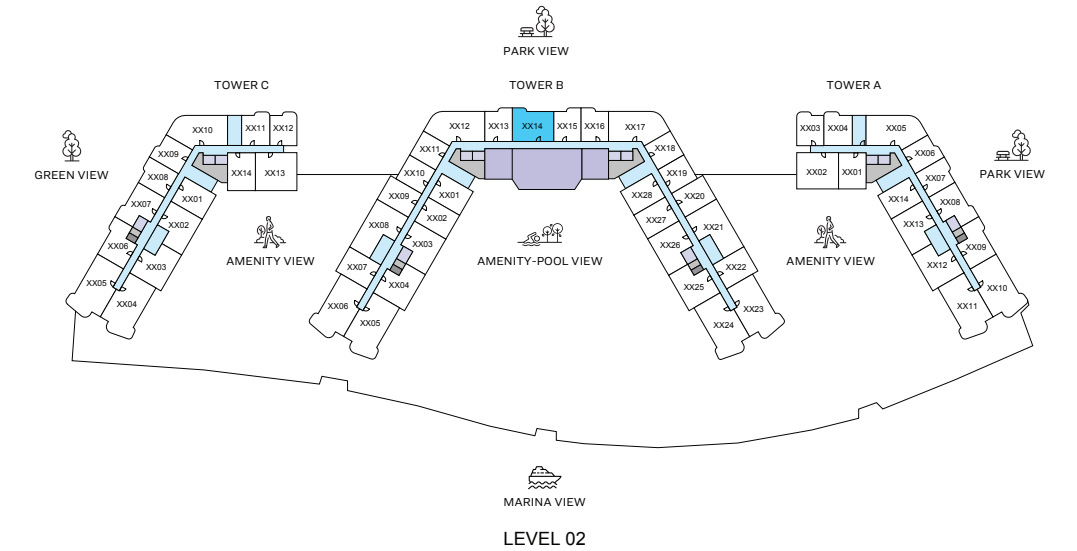
2  
BEDROOM  
APARTMENT

TYPE C  
VARIANT 1  
(with balcony)

TOTAL SALEABLE AREA  
SUITE = 728.07 SQ.FT.  
BALCONY = 80.41 SQ.FT.  
TOTAL = 808.48 SQ.FT.

List of unit numbers with this unit plan:

VIEWS  
Amenity, Marina View  
C-313, C-413, C-513, C-613, C-713



2  
BEDROOM  
APARTMENT

## TYPE D

(with balcony)

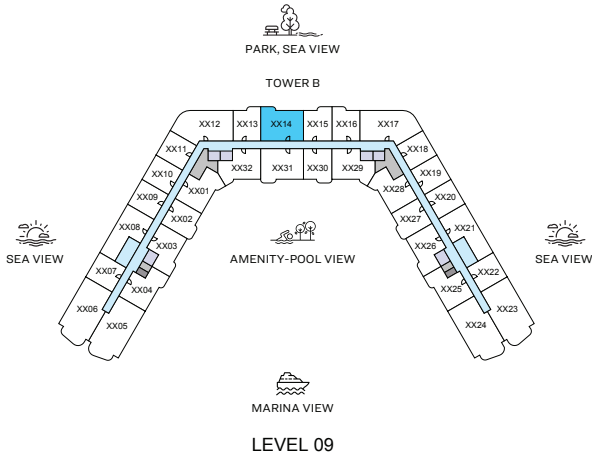
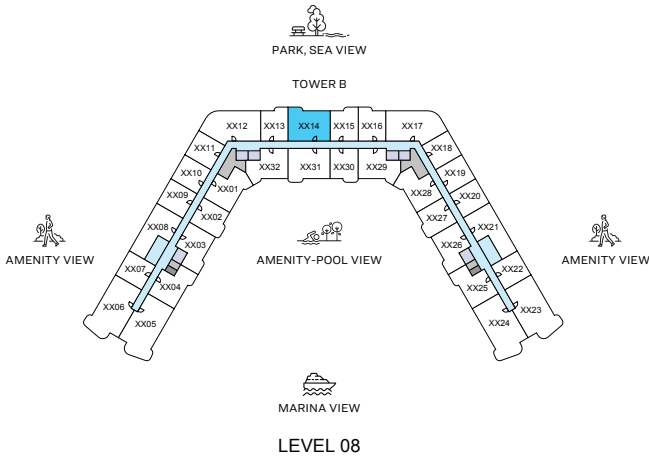
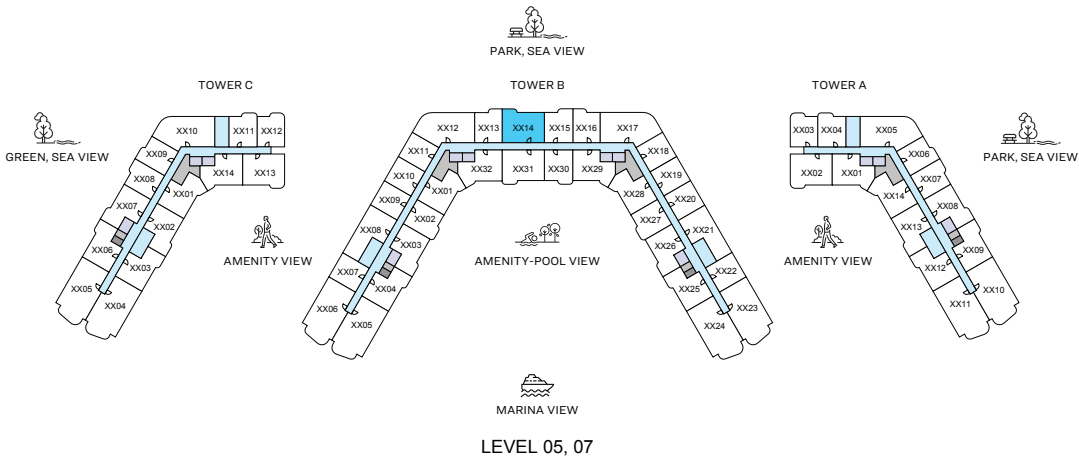
**TOTAL SALEABLE AREA**  
SUITE = 727.75 SQ.FT.  
BALCONY = 81.59 SQ.FT.  
TOTAL = 809.34 SQ.FT.

List of unit numbers with this unit plan:

### VIEWS

Park View  
B-214

Park, Sea View  
B-314, B-414, B-514, B-614, B-714, B-814, B-914



2  
BEDROOM  
APARTMENT

TYPE D  
( with balcony )

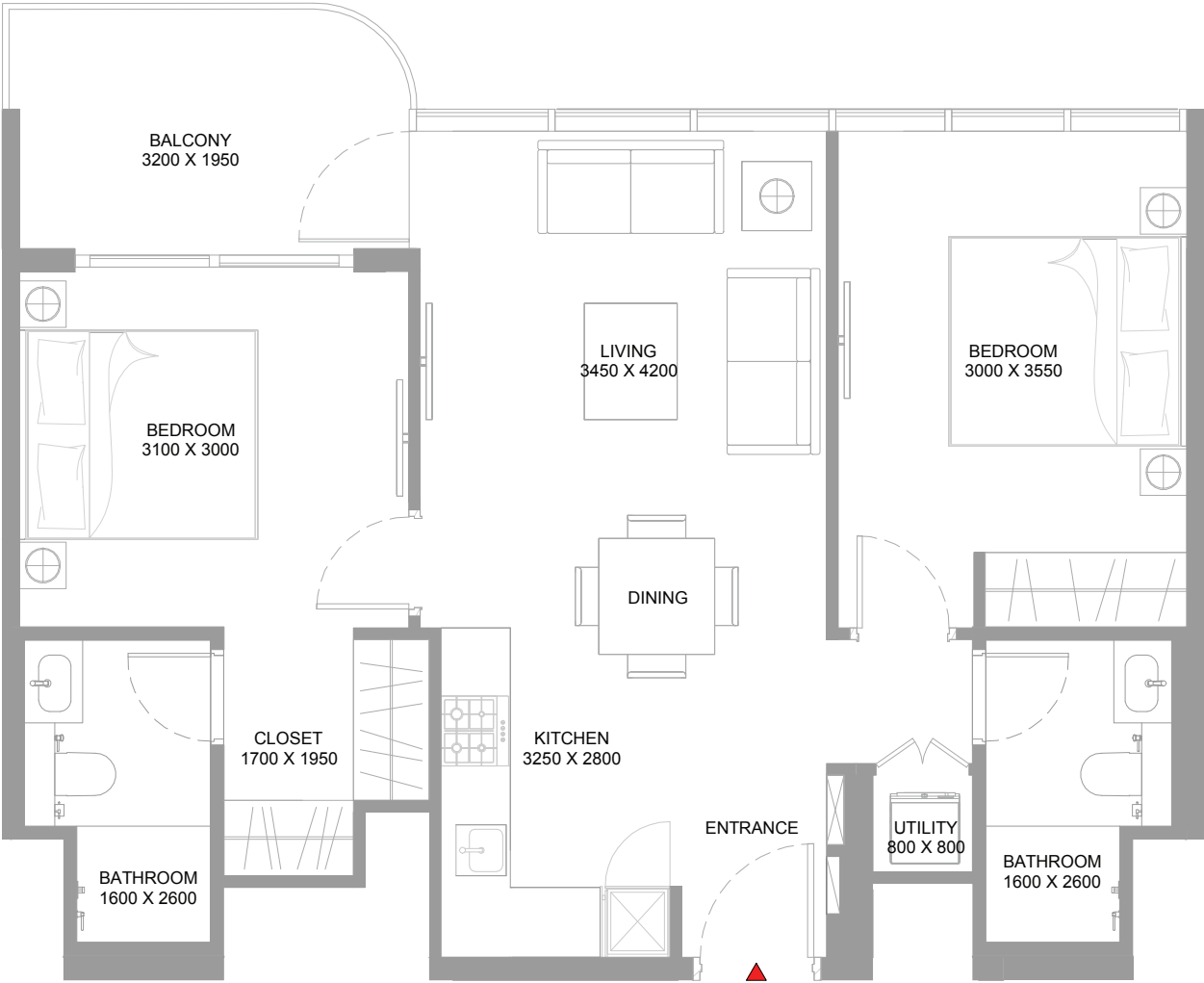
TOTAL SALEABLE AREA  
SUITE = 727.75 SQ.FT.  
BALCONY = 81.59 SQ.FT.  
TOTAL = 809.34 SQ.FT.

List of unit numbers with this unit plan:

VIEWS

Park View  
B-214

Park, Sea View  
B-314, B-414, B-514, B-614, B-714, B-814, B-914



# 2

BEDROOM  
APARTMENT

## TYPE D

( with balcony )

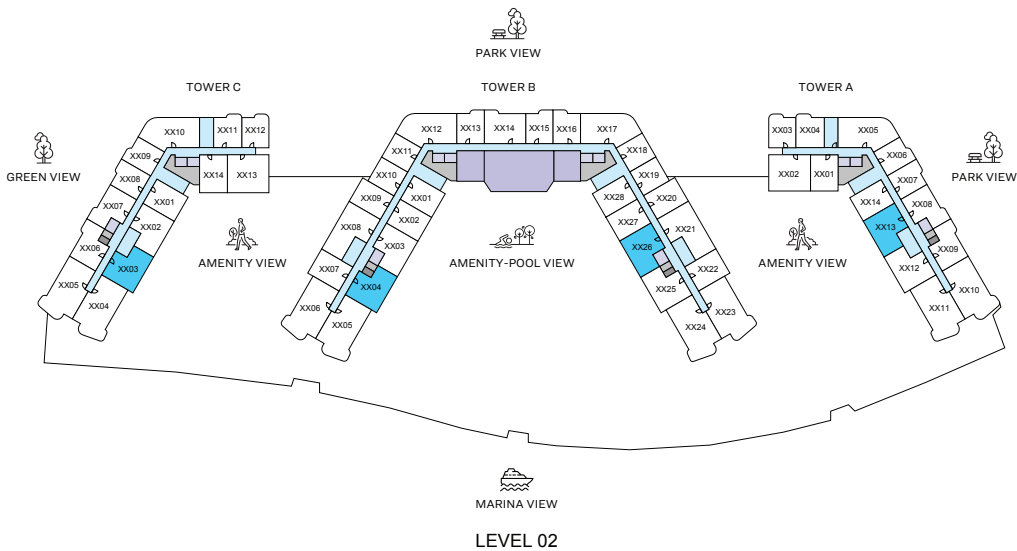
TOTAL SALEABLE AREA  
SUITE = 727.75 SQ.FT.  
BALCONY = 81.59 SQ.FT.  
TOTAL = 809.34 SQ.FT.

List of unit numbers with this unit plan:

### VIEWS

Park View  
B-214

Park, Sea View  
B-314, B-414, B-514, B-614, B-714, B-814, B-914



# 2

BEDROOM  
APARTMENT

## TYPE E

( with yard )

**TOTAL SALEABLE AREA**  
SUITE RANGE = 652.72 - 655.31 SQ.FT.  
YARD RANGE = 172.01 - 172.65 SQ.FT.  
TOTAL RANGE = 825.38 - 827.31 SQ.FT.

List of unit numbers with this unit plan:

### VIEWS

Amenity  
A-213, C-203

Amenity, Pool View  
B-204, B-226





# 2

BEDROOM  
APARTMENT

## TYPE E

( with yard )

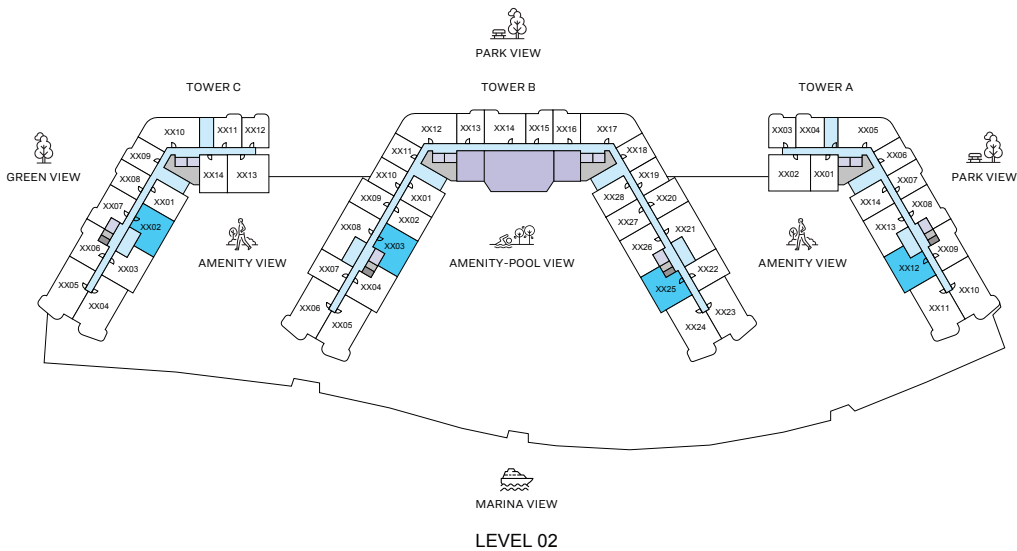
**TOTAL SALEABLE AREA**  
SUITE RANGE = 652.72 - 655.31 SQ.FT.  
YARD RANGE = 172.01 - 172.65 SQ.FT.  
TOTAL RANGE = 825.38 - 827.31 SQ.FT.

List of unit numbers with this unit plan:

### VIEWS

Amenity  
A-213, C-203

Amenity, Pool View  
B-204, B-226



# 2

BEDROOM  
APARTMENT

## TYPE E VARIANT 1

( with yard )

TOTAL SALEABLE AREA  
SUITE RANGE = 652.72 - 655.31 SQ.FT.  
YARD RANGE = 172.01 - 172.65 SQ.FT.  
TOTAL RANGE = 824.73 - 827.31 SQ.FT.

List of unit numbers with this unit plan:

### VIEWS

Amenity  
A-212, C-202

Amenity, Pool View  
B-203, B-225



2  
BEDROOM  
APARTMENT

TYPE E  
VARIANT 1  
(with yard)

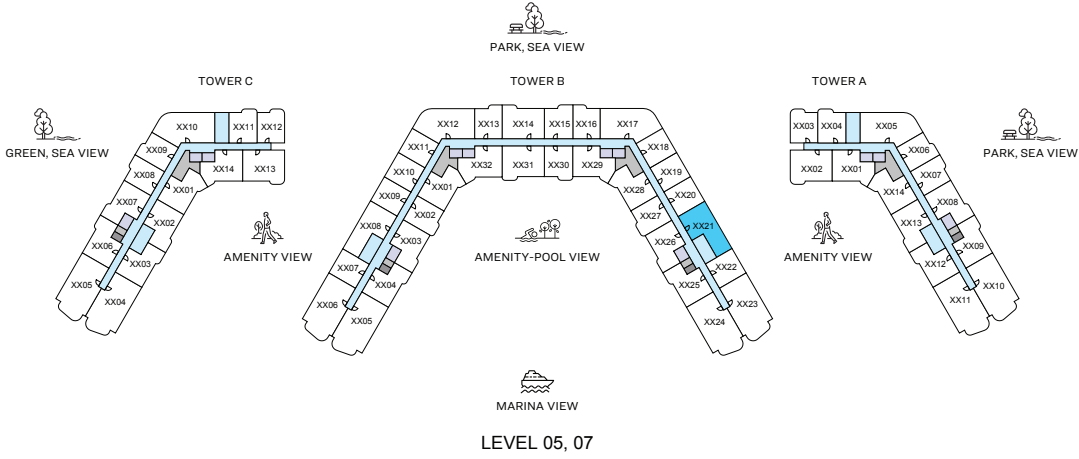
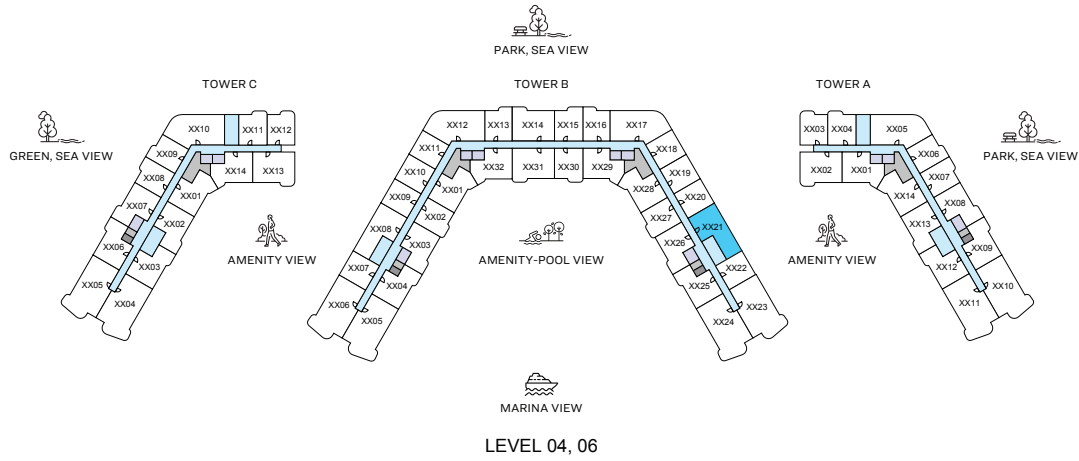
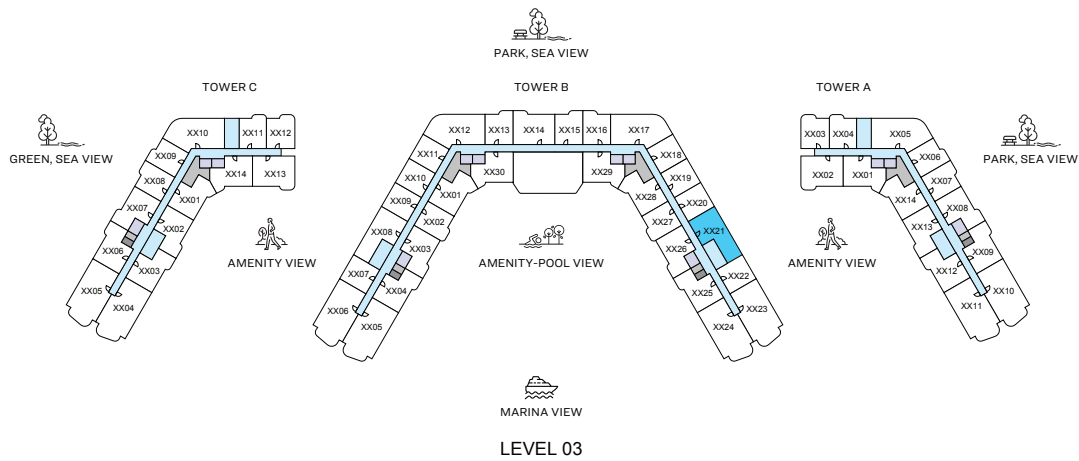
TOTAL SALEABLE AREA  
SUITE RANGE = 652.72 - 655.31 SQ.FT.  
YARD RANGE = 172.01 - 172.65 SQ.FT.  
TOTAL RANGE = 824.73 - 827.31 SQ.FT.

List of unit numbers with this unit plan:

VIEWS

Amenity  
A-212, C-202

Amenity, Pool View  
B-203, B-225



2  
BEDROOM  
APARTMENT

TYPE F  
(with balcony)

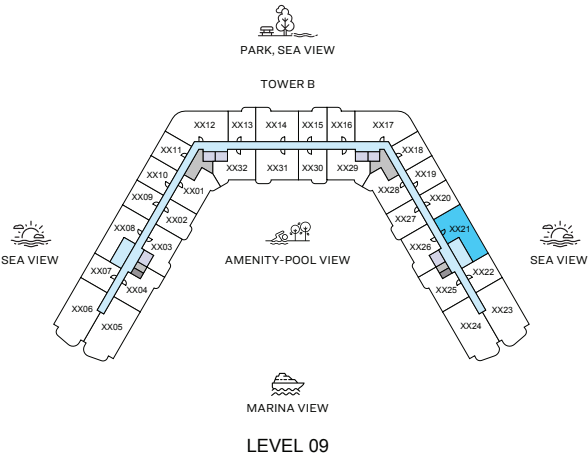
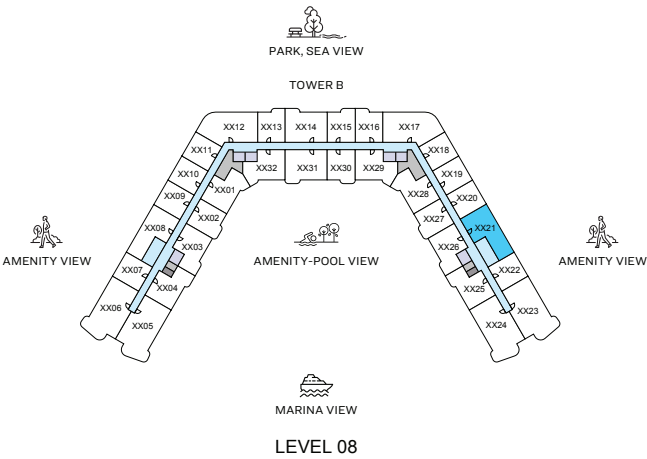
TOTAL SALEABLE AREA  
SUITE = 796.31 SQ.FT.  
BALCONY = 44.02 SQ.FT.  
TOTAL = 840.34 SQ.FT.

List of unit numbers with this unit plan:

VIEWS

Amenity  
B-321, B-421, B-521, B-621, B-721, B-821

Sea View  
B-921



2  
BEDROOM  
APARTMENT

TYPE F  
( with balcony )

TOTAL SALEABLE AREA  
SUITE = 796.31 SQ.FT.  
BALCONY = 44.02 SQ.FT.  
TOTAL = 840.34 SQ.FT.

List of unit numbers with this unit plan:

VIEWS

Amenity  
B-321, B-421, B-521, B-621, B-721, B-821

Sea View  
B-921



# 2

BEDROOM  
APARTMENT

## TYPE F

( with balcony )

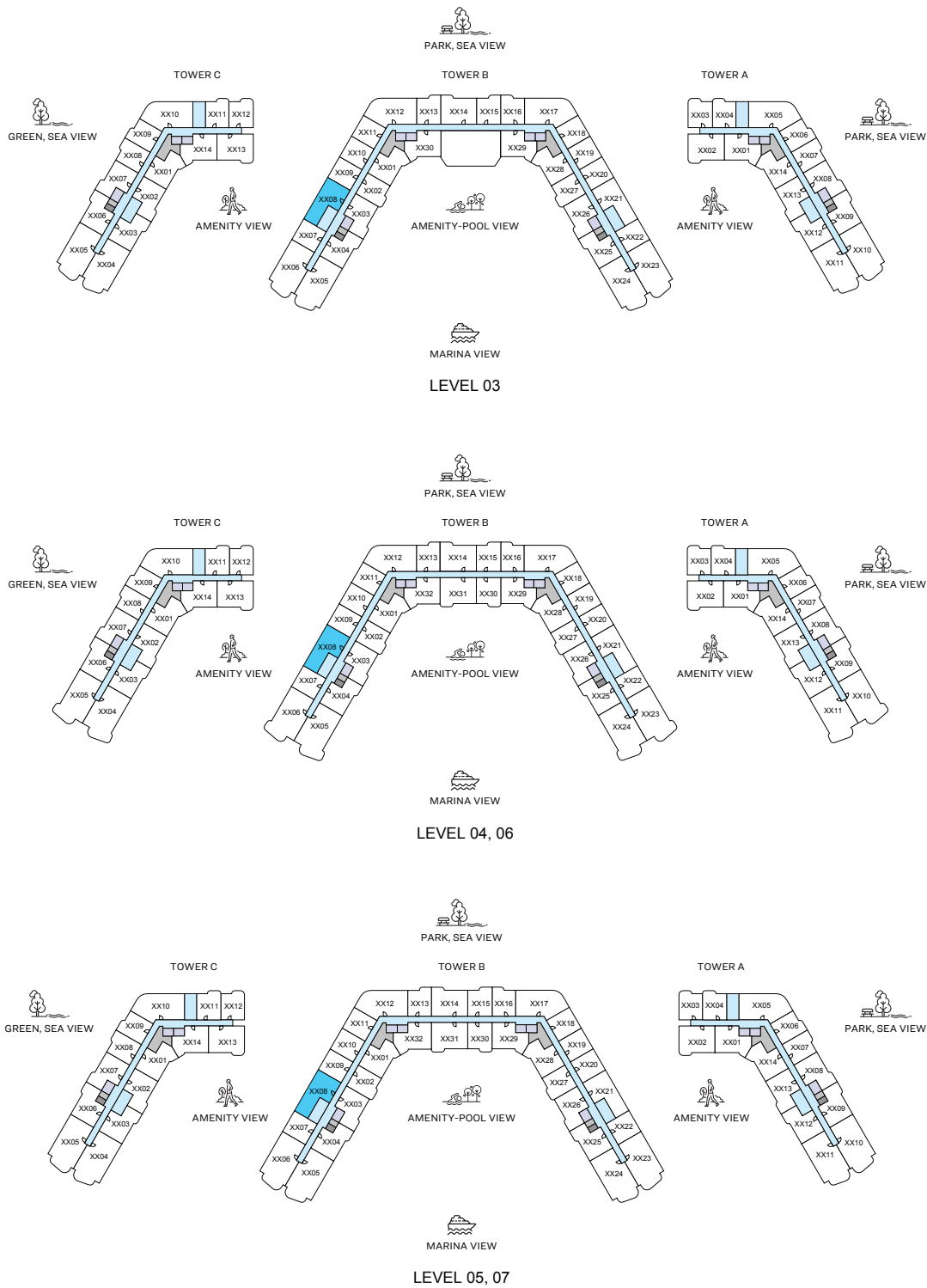
TOTAL SALEABLE AREA  
SUITE = 796.31 SQ.FT.  
BALCONY = 44.02 SQ.FT.  
TOTAL = 840.34 SQ.FT.

List of unit numbers with this unit plan:

### VIEWS

Amenity  
B-321, B-421, B-521, B-621, B-721, B-821

Sea View  
B-921



2  
BEDROOM  
APARTMENT

TYPE F  
VARIANT 1  
(with balcony)

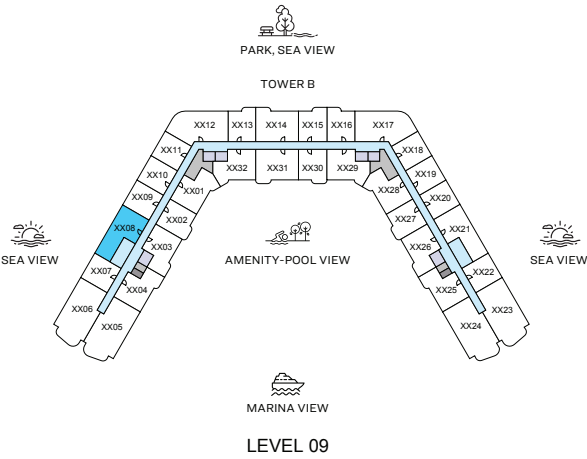
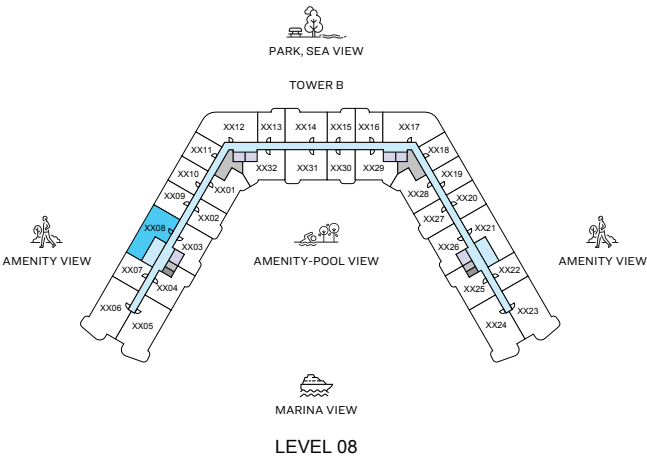
TOTAL SALEABLE AREA  
SUITE = 796.31 SQ.FT.  
BALCONY = 44.02 SQ.FT.  
TOTAL = 840.34 SQ.FT.

List of unit numbers with this unit plan:

VIEWS

Amenity  
B-308, B-408, B-508, B-608, B-708, B-808

Sea View  
B-908



2  
BEDROOM  
APARTMENT

TYPE F  
VARIANT 1  
(with balcony)

TOTAL SALEABLE AREA  
SUITE = 796.31 SQ.FT.  
BALCONY = 44.02 SQ.FT.  
TOTAL = 840.34 SQ.FT.

List of unit numbers with this unit plan:

VIEWS

Amenity  
B-308, B-408, B-508, B-608, B-708, B-808

Sea View  
B-908





2  
BEDROOM  
APARTMENT

TYPE F  
VARIANT 1  
(with balcony)

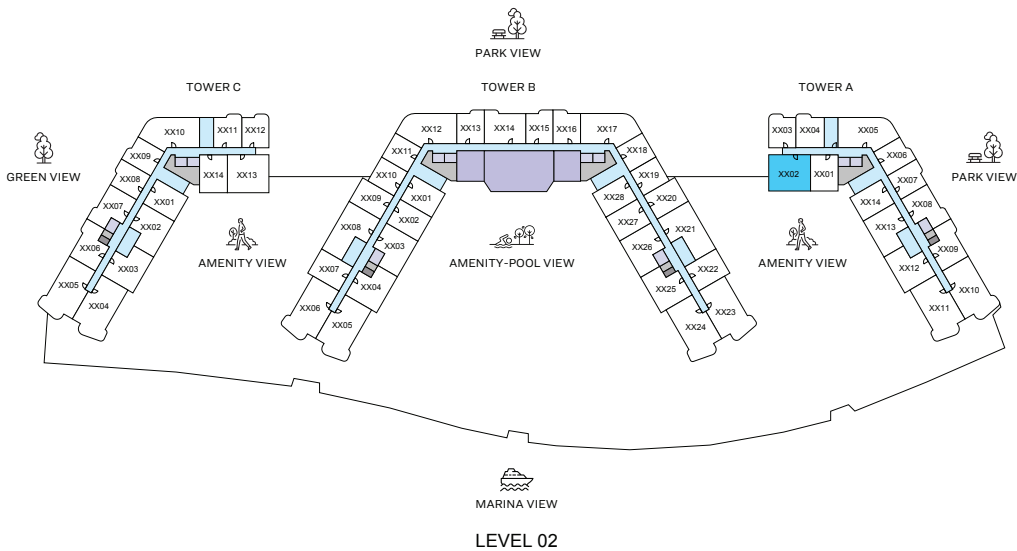
TOTAL SALEABLE AREA  
SUITE = 796.31 SQ.FT.  
BALCONY = 44.02 SQ.FT.  
TOTAL = 840.34 SQ.FT.

List of unit numbers with this unit plan:

VIEWS

Amenity  
B-308, B-408, B-508, B-608, B-708, B-808

Sea View  
B-908



2  
BEDROOM  
APARTMENT

TYPE G  
(with yard)

TOTAL SALEABLE AREA  
SUITE = 775.75 SQ.FT.  
YARD = 173.30 SQ.FT.  
TOTAL = 949.05 SQ.FT.

List of unit numbers with this unit plan:

VIEWS

Amenity  
A-202



# 2

BEDROOM  
APARTMENT

## TYPE G

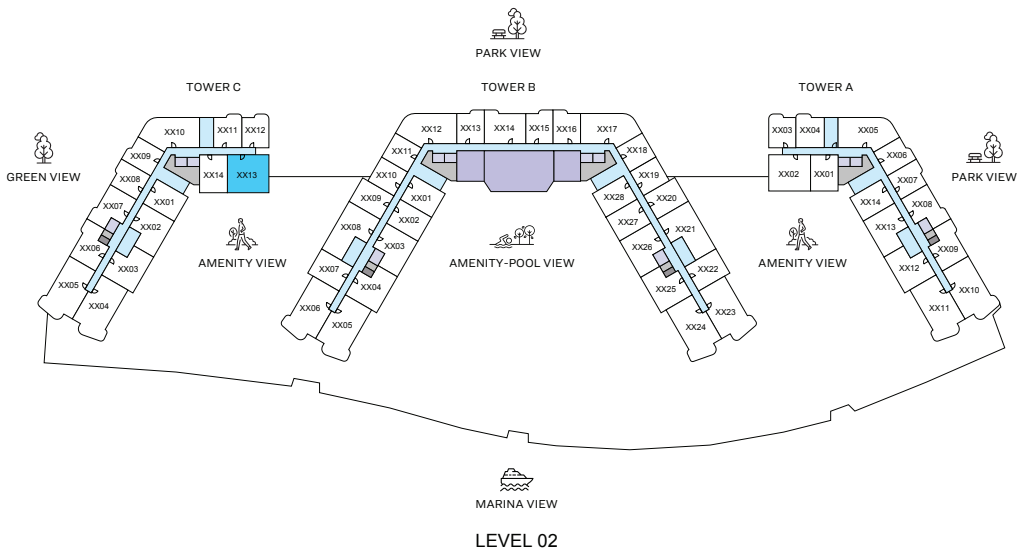
( with yard )

TOTAL SALEABLE AREA  
SUITE = 775.75 SQ.FT.  
YARD = 173.30 SQ.FT.  
TOTAL = 949.05 SQ.FT.

List of unit numbers with this unit plan:

### VIEWS

Amenity  
A-202



2  
BEDROOM  
APARTMENT

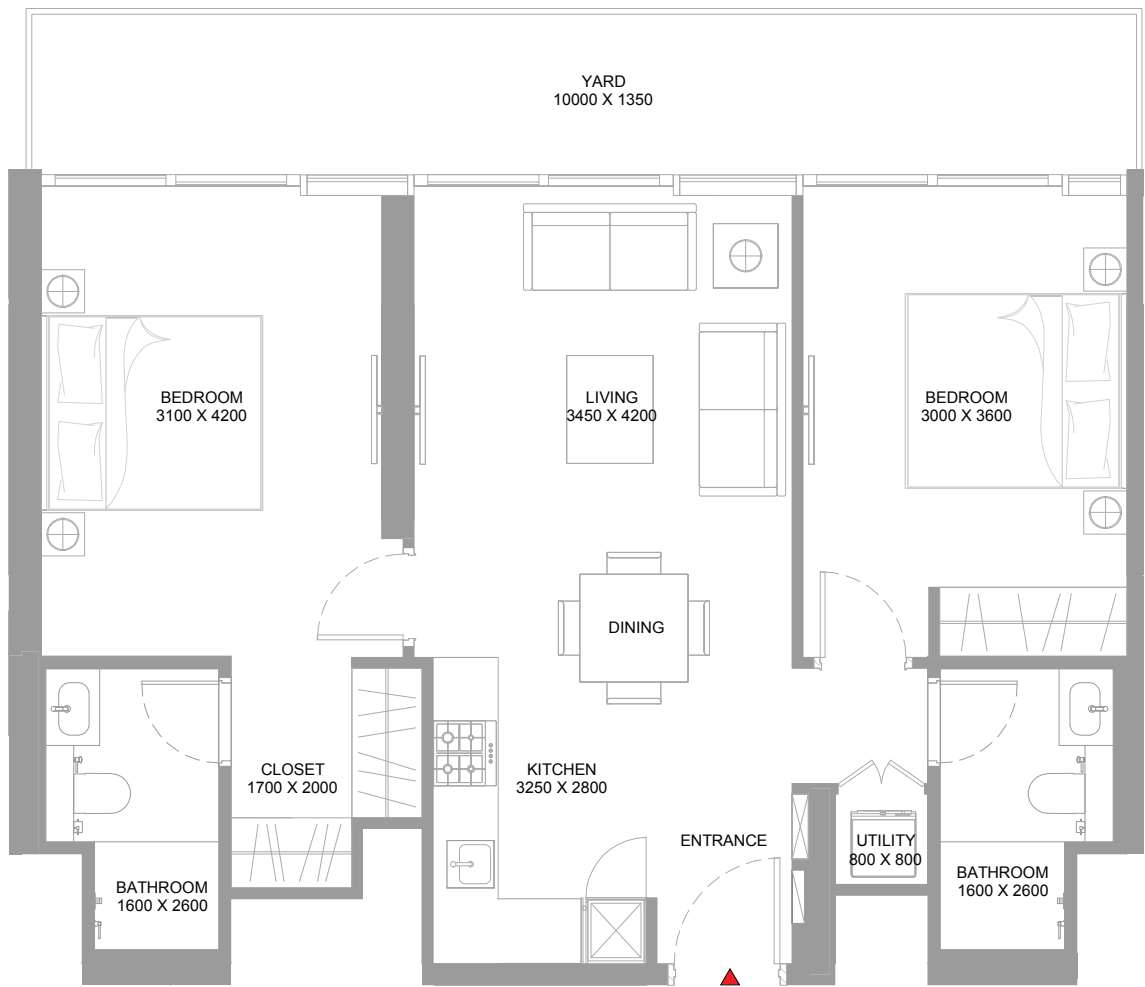
TYPE G  
VARIANT 1  
(with yard)

TOTAL SALEABLE AREA  
SUITE = 775.75 SQ.FT.  
YARD = 173.30 SQ.FT.  
TOTAL = 949.05 SQ.FT.

List of unit numbers with this unit plan:

VIEWS

Amenity  
C-213



# 2

BEDROOM  
APARTMENT

## TYPE G VARIANT 1

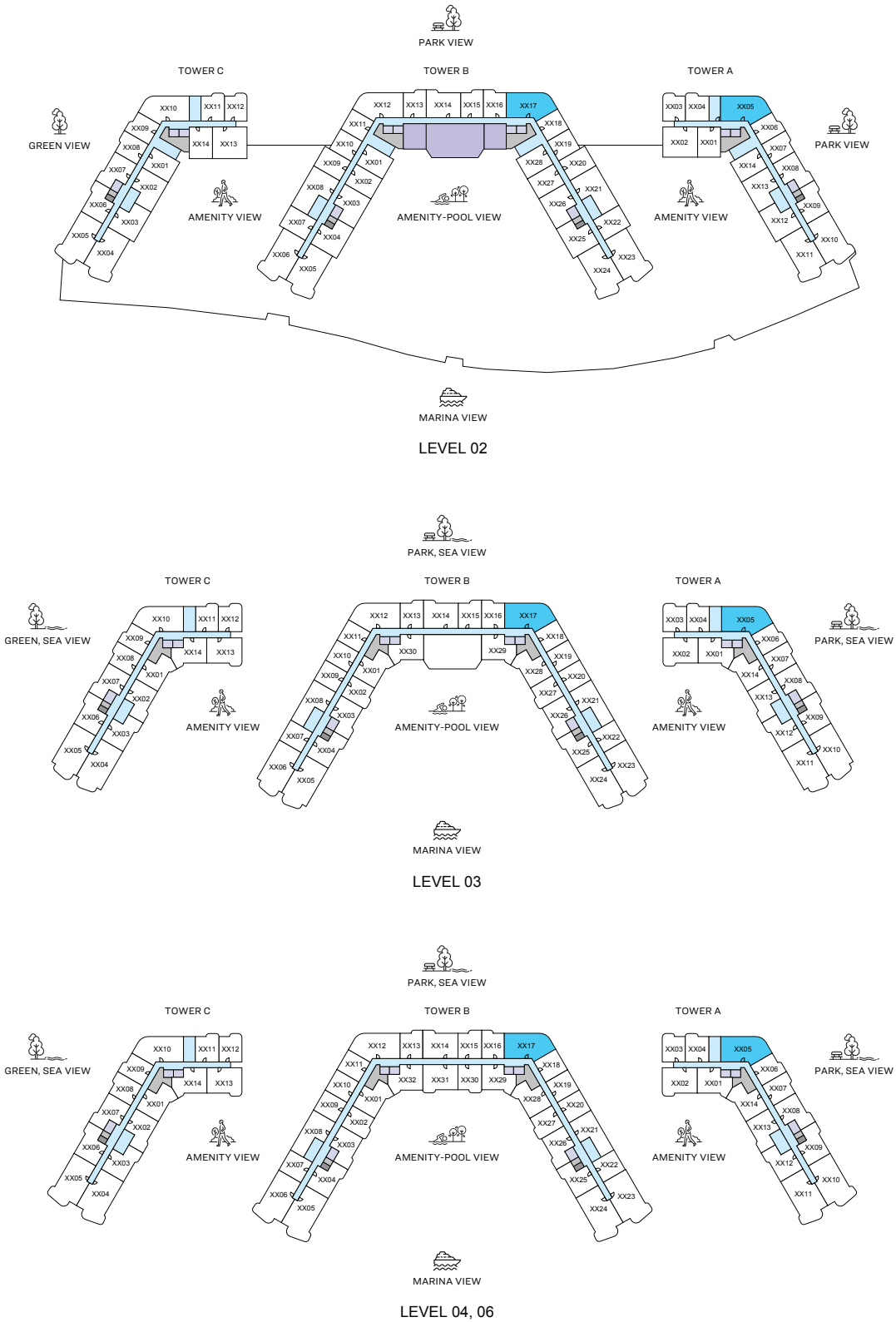
( with yard )

**TOTAL SALEABLE AREA**  
SUITE = 775.75 SQ.FT.  
YARD = 173.30 SQ.FT.  
TOTAL = 949.05 SQ.FT.

List of unit numbers with this unit plan:

### VIEWS

Amenity  
C-213



2  
BEDROOM  
APARTMENT

TYPE H  
(with powder room + balcony)

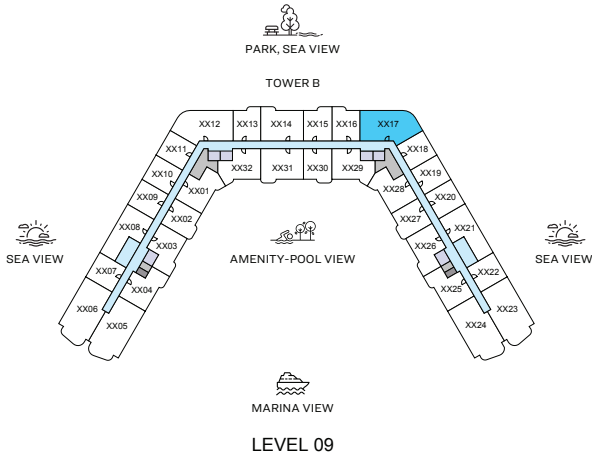
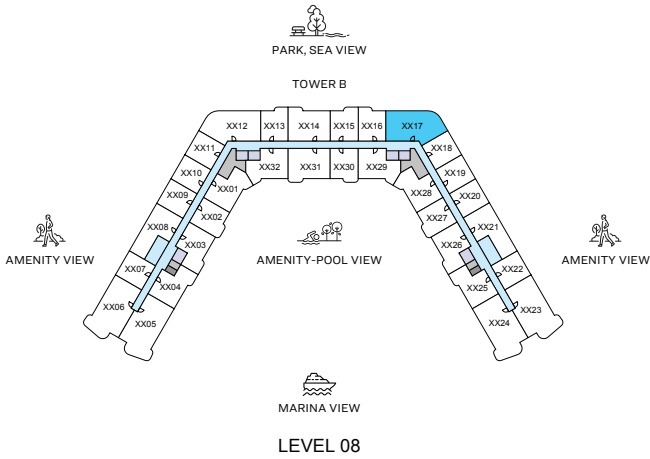
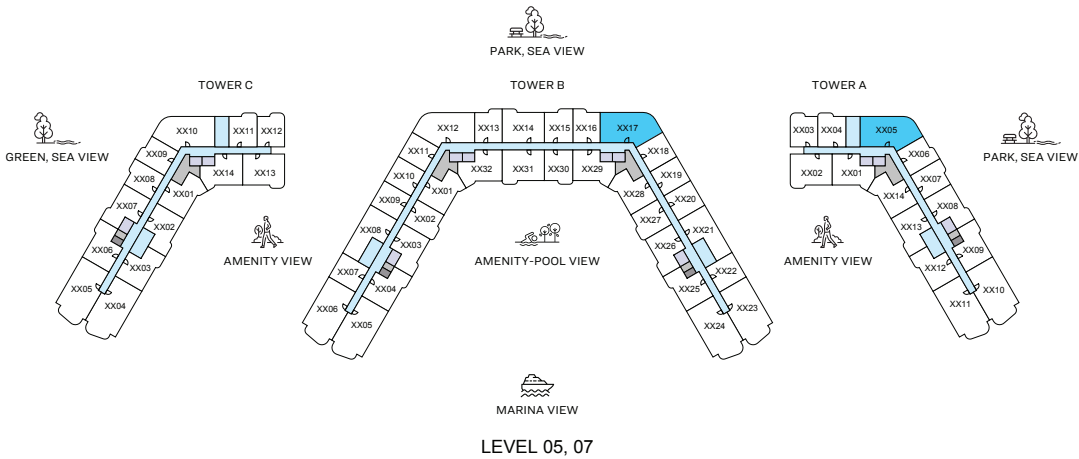
TOTAL SALEABLE AREA  
SUITE = 925.48 SQ.FT.  
BALCONY = 96.01 SQ.FT.  
TOTAL = 1,021.50 SQ.FT.

List of unit numbers with this unit plan:

VIEWS

Park View  
A-205, B-217

Park, Sea View  
A-305, B-317, A-405, B-417, A-505, B-517, A-605, B-617, A-705, B-717, B-817, B-917



2  
BEDROOM  
APARTMENT

## TYPE H

( with powder room + balcony )

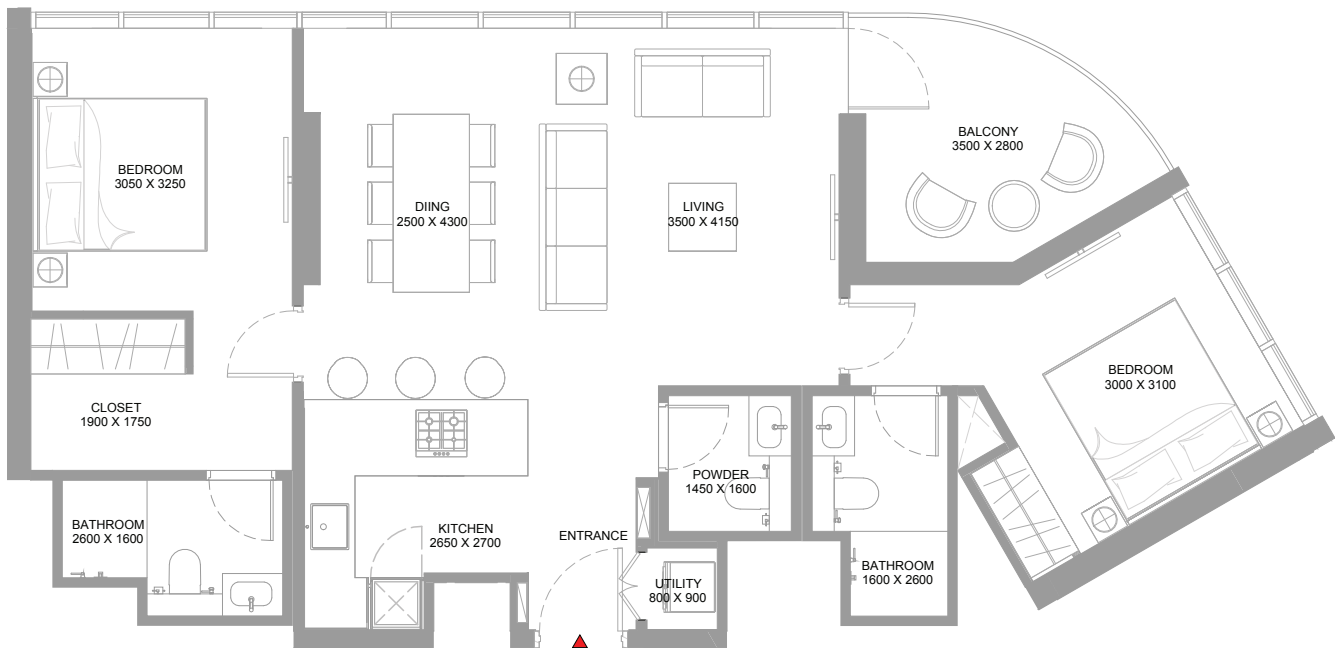
**TOTAL SALEABLE AREA**  
SUITE = 925.48 SQ.FT.  
BALCONY = 96.01 SQ.FT.  
TOTAL = 1,021.50 SQ.FT.

List of unit numbers with this unit plan:

### VIEWS

Park View  
A-205, B-217

Park, Sea View  
A-305, B-317, A-405, B-417, A-505, B-517, A-605, B-617, A-705, B-717, B-817, B-917



# 2

BEDROOM  
APARTMENT

## TYPE H

(with powder room + balcony)

**TOTAL SALEABLE AREA**  
SUITE = 925.48 SQ.FT.  
BALCONY = 96.01 SQ.FT.  
TOTAL = 1,021.50 SQ.FT.

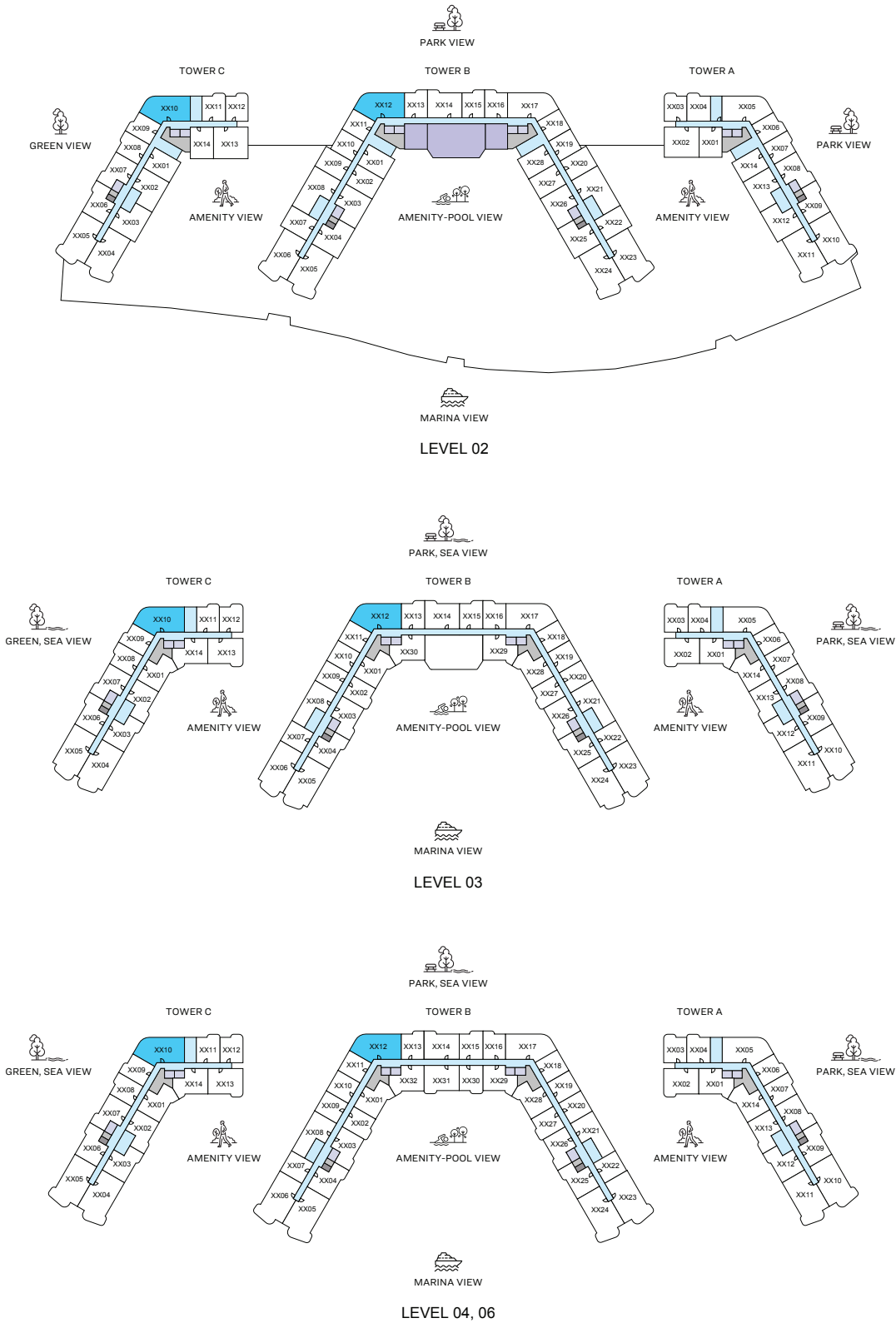
List of unit numbers with this unit plan:

### VIEWS

Park View  
A-205, B-217

Park, Sea View  
A-305, B-317, A-405, B-417, A-505, B-517, A-605, B-617, A-705, B-717, B-817, B-917





2  
BEDROOM  
APARTMENT

TYPE H  
VARIANT 1  
(with powder room + balcony)

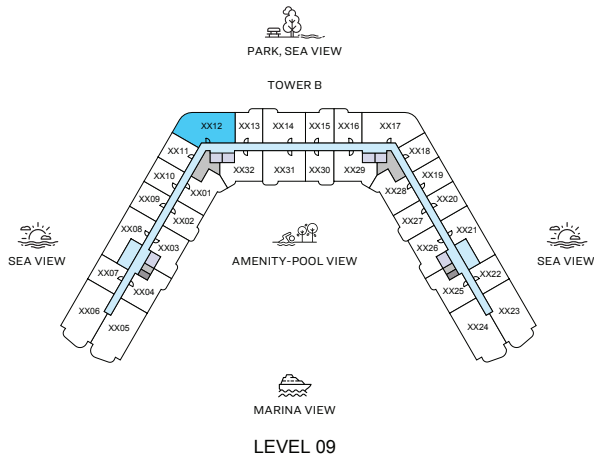
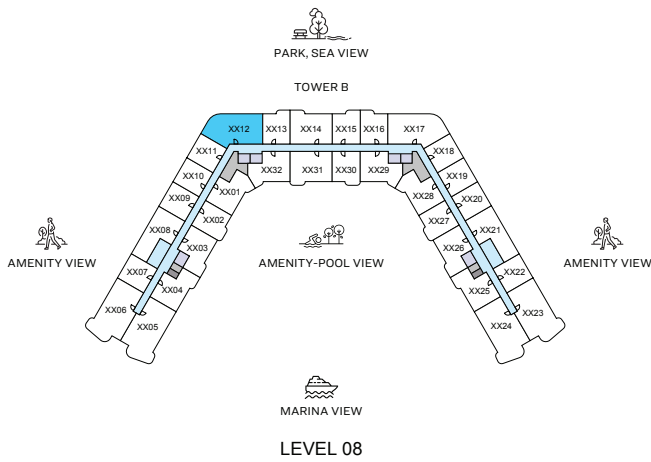
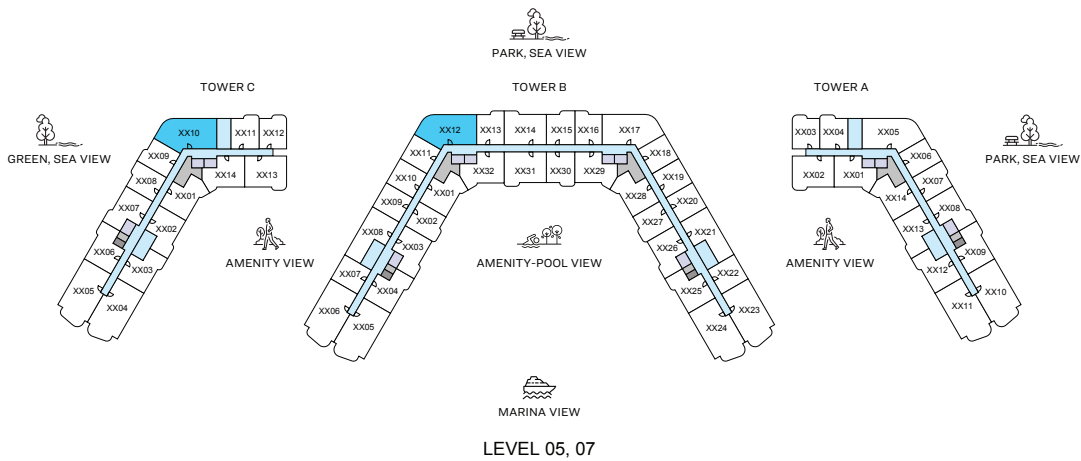
TOTAL SALEABLE AREA  
SUITE = 925.48 SQ.FT.  
BALCONY = 96.01 SQ.FT.  
TOTAL = 1,021.50 SQ.FT.

List of unit numbers with this unit plan:

VIEWS

Park View  
B-212, C-210

Park, Sea View  
B-312, C-310, B-412, C-410, B-512, C-510, B-612, C-610, B-712, C-710, B-812, B-912



2  
BEDROOM  
APARTMENT

TYPE H  
VARIANT 1  
(with powder room + balcony)

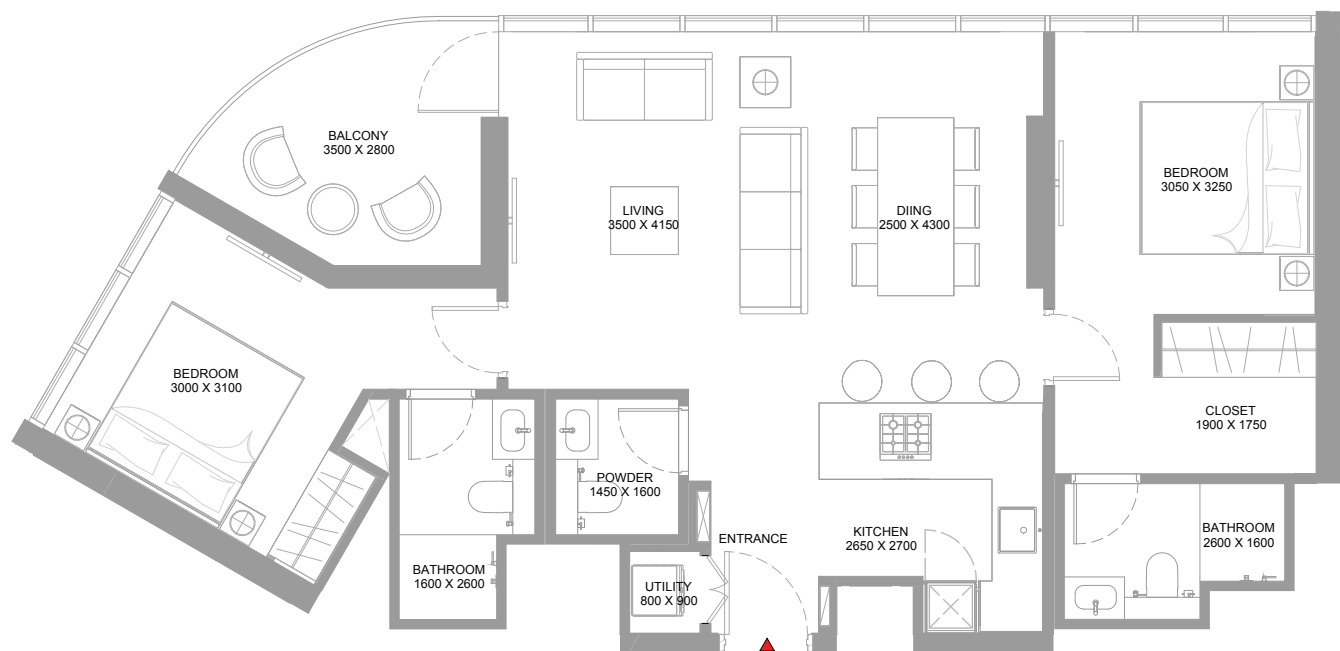
TOTAL SALEABLE AREA  
SUITE = 925.48 SQ.FT.  
BALCONY = 96.01 SQ.FT.  
TOTAL = 1,021.50 SQ.FT.

List of unit numbers with this unit plan:

VIEWS

Park View  
B-212, C-210

Park, Sea View  
B-312, C-310, B-412, C-410, B-512, C-510, B-612, C-610, B-712, C-710, B-812, B-912



2  
BEDROOM  
APARTMENT

TYPE H  
VARIANT 1  
( with powder room + balcony)

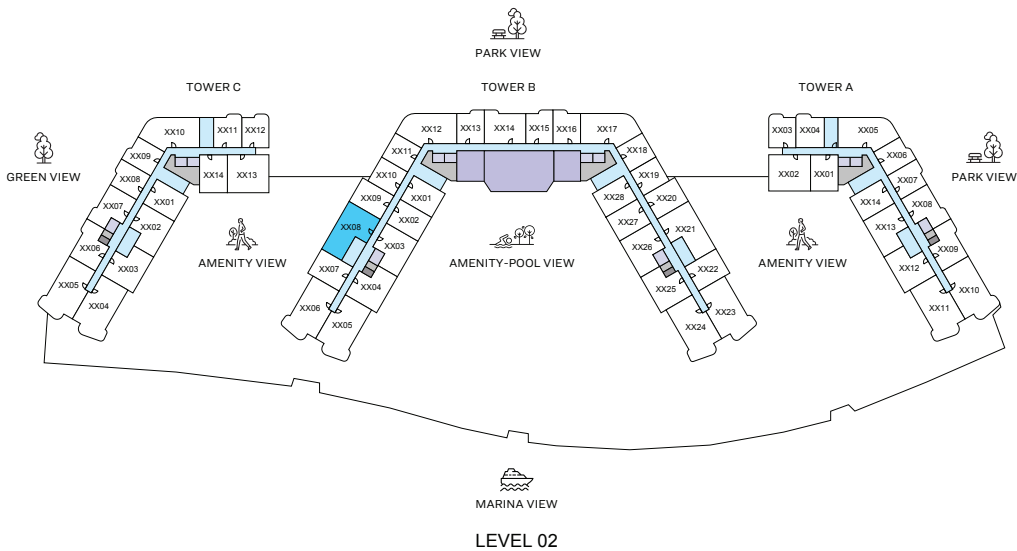
TOTAL SALEABLE AREA  
SUITE = 925.48 SQ.FT.  
BALCONY = 96.01 SQ.FT.  
TOTAL = 1,021.50 SQ.FT.

List of unit numbers with this unit plan:

VIEWS

Park View  
B-212, C-210

Park, Sea View  
B-312, C-310, B-412, C-410, B-512, C-510, B-612, C-610, B-712, C-710, B-812, B-912



# 2

BEDROOM  
APARTMENT

## TYPE I

( with yard )

TOTAL SALEABLE AREA  
SUITE = 839.91 SQ.FT.  
YARD = 231.85 SQ.FT.  
TOTAL = 1,071.76 SQ.FT.

List of unit numbers with this unit plan:

VIEWS  
Amenity  
B-208



# 2

BEDROOM  
APARTMENT

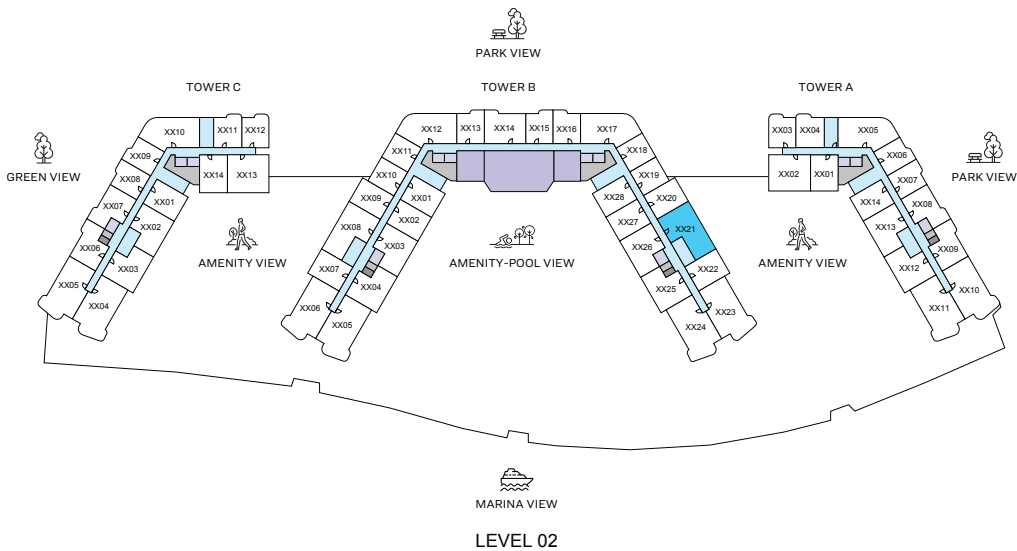
## TYPE I

( with yard )

TOTAL SALEABLE AREA  
SUITE = 839.91 SQ.FT.  
YARD = 231.85 SQ.FT.  
TOTAL = 1,071.76 SQ.FT.

List of unit numbers with this unit plan:

VIEWS  
Amenity  
B-208



2  
BEDROOM  
APARTMENT

TYPE I  
VARIANT 1  
(with yard)

TOTAL SALEABLE AREA  
SUITE = 839.91 SQ.FT.  
YARD = 231.96T SQ.FT.  
TOTAL = 1,071.87 SQ.FT.

List of unit numbers with this unit plan:

VIEWS  
Amenity  
B-221



# 2

BEDROOM  
APARTMENT

## TYPE I VARIANT 1

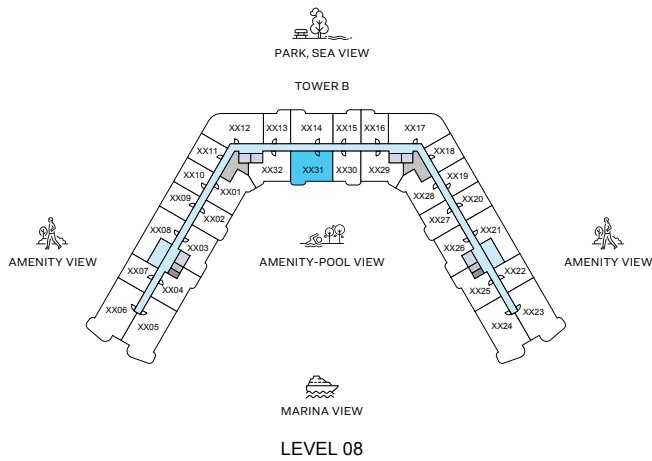
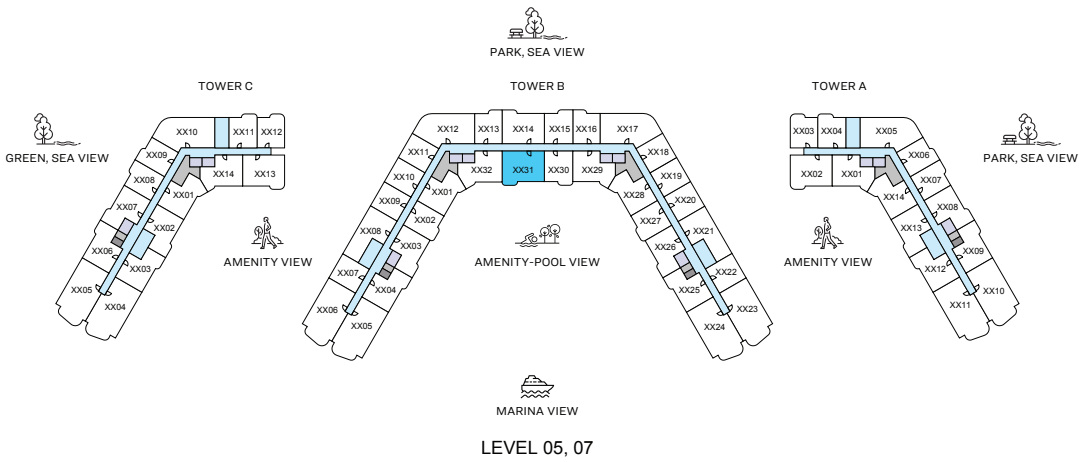
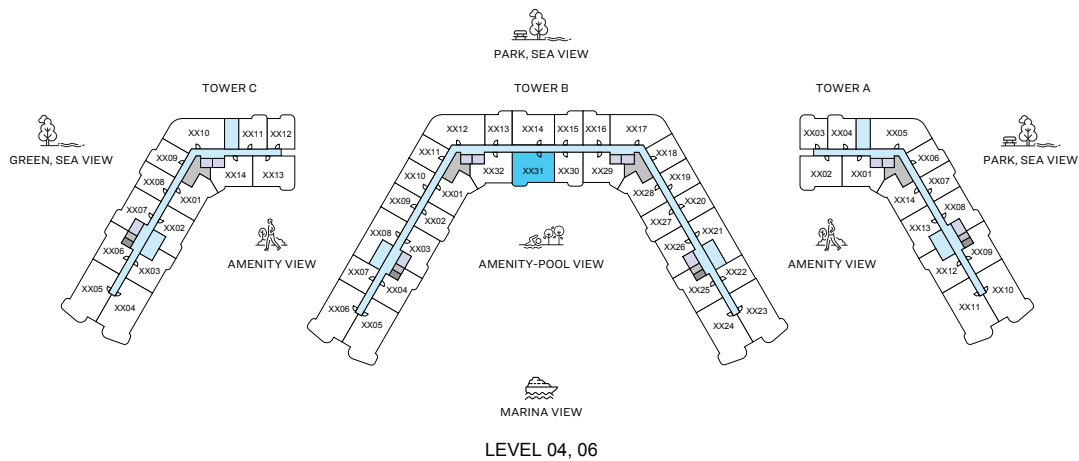
(with yard)

TOTAL SALEABLE AREA  
SUITE = 839.91 SQ.FT.  
YARD = 231.96T SQ.FT.  
TOTAL = 1,071.87 SQ.FT.

List of unit numbers with this unit plan:

### VIEWS

Amenity  
B-221



2  
BEDROOM  
APARTMENT

## TYPE N

(with balcony)

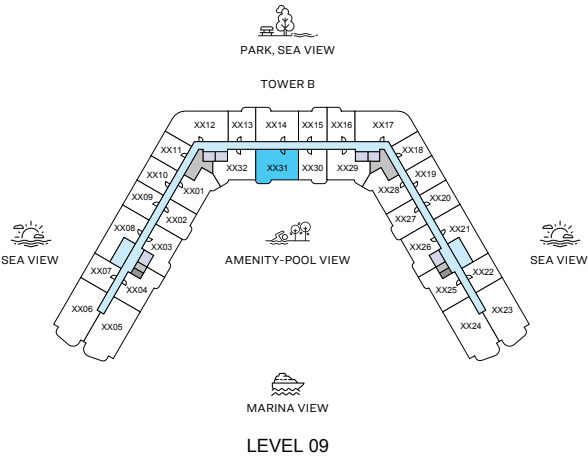
**TOTAL SALEABLE AREA**  
SUITE = 728.07 SQ.FT.  
BALCONY = 82.24 SQ.FT.  
TOTAL = 810.31 SQ.FT.

List of unit numbers with this unit plan:

### VIEWS

Amenity, Pool, Marina View  
B-431, B-531, B-631, B-731, B-831, B-931





# 2

BEDROOM  
APARTMENT

## TYPE N

( with balcony )

**TOTAL SALEABLE AREA**  
SUITE = 728.07 SQ.FT.  
BALCONY = 82.24 SQ.FT.  
TOTAL = 810.31 SQ.FT.

List of unit numbers with this unit plan:

### VIEWS

Amenity, Pool, Marina View  
B-431, B-531, B-631, B-731, B-831, B-931



# 2

BEDROOM  
APARTMENT

## TYPE N

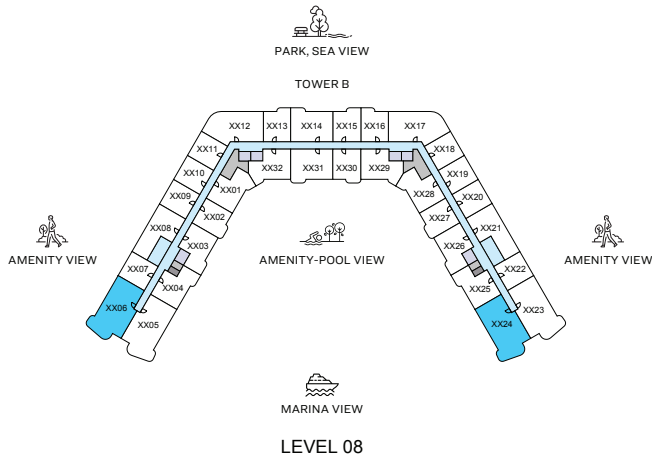
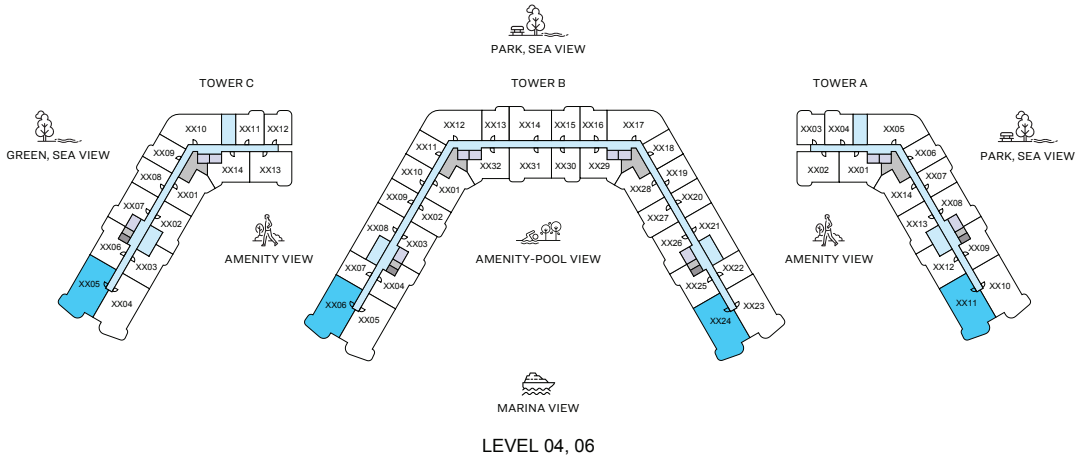
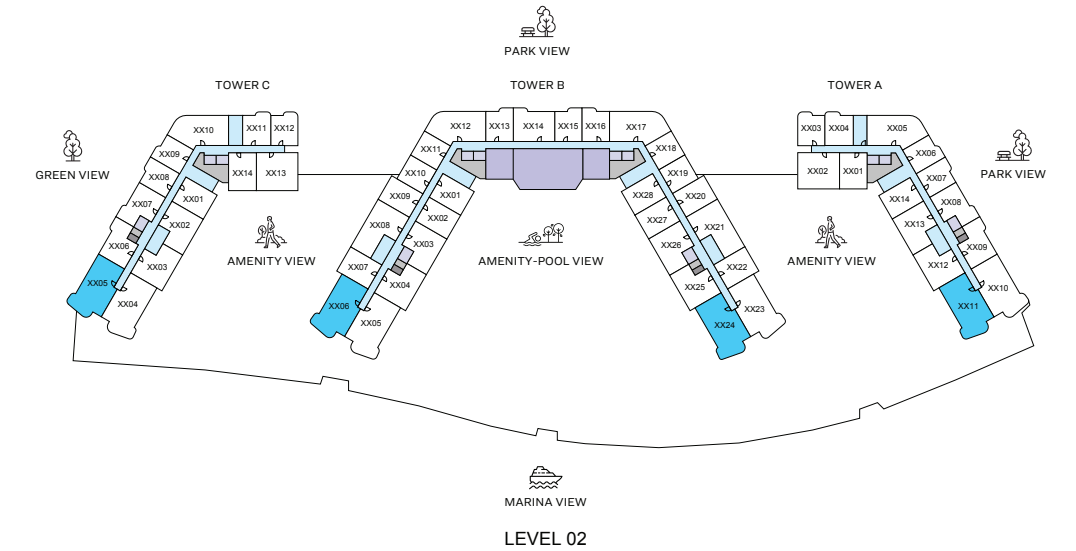
( with balcony )

TOTAL SALEABLE AREA  
SUITE = 728.07 SQ.FT.  
BALCONY = 82.24 SQ.FT.  
TOTAL = 810.31 SQ.FT.

List of unit numbers with this unit plan:

### VIEWS

Amenity, Pool, Marina View  
B-431, B-531, B-631, B-731, B-831, B-931



# 2

BEDROOM  
APARTMENT

## TYPE O

( with powder room +balcony)

**TOTAL SALEABLE AREA**  
SUITE RANGE = 1,075.64 - 1,076.82 SQ.FT.  
BALCONY RANGE = 145.21 - 152.74 SQ.FT.  
TOTAL RANGE = 1,220.84 - 1,229.56 SQ.FT.

List of unit numbers with this unit plan:

### VIEWS

- |  |                                    |
|--|------------------------------------|
| Amenity<br>A-211, B-206  | Green View<br>C-205                |
| Amenity, Marina View<br>A-411, B-406, B-424, A-611, B-606, B-624, B-806, B-824 | Green, Marina View<br>C-405, C-605 |
| Amenity, Pool View<br>B-224  |                                    |



2  
BEDROOM  
APARTMENT

TYPE O  
( with powder room +balcony)

TOTAL SALEABLE AREA  
SUITE RANGE = 1,075.64 - 1,076.82 SQ.FT.  
BALCONY RANGE = 145.21 - 152.74 SQ.FT.  
TOTAL RANGE = 1,220.84 - 1,229.56 SQ.FT.

List of unit numbers with this unit plan:

VEWS

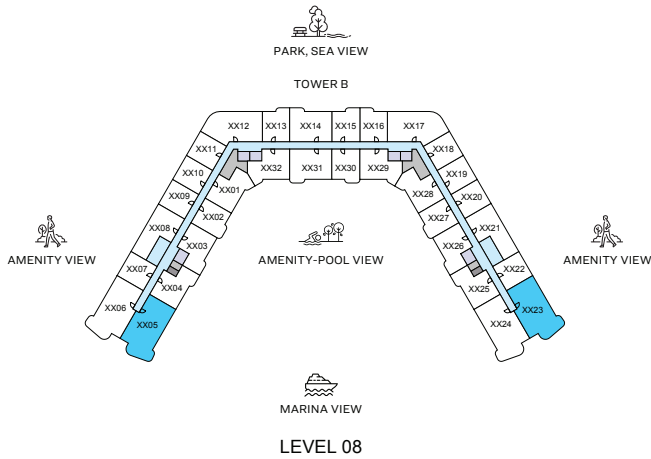
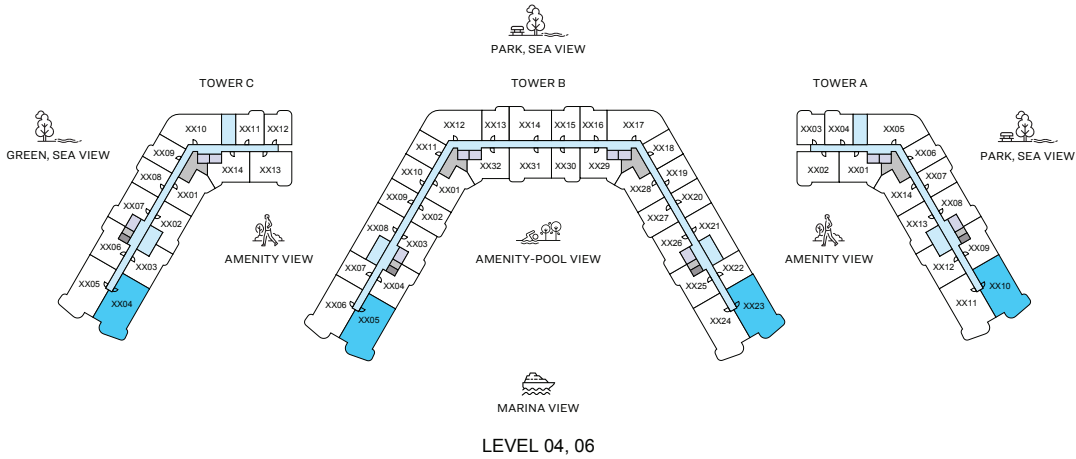
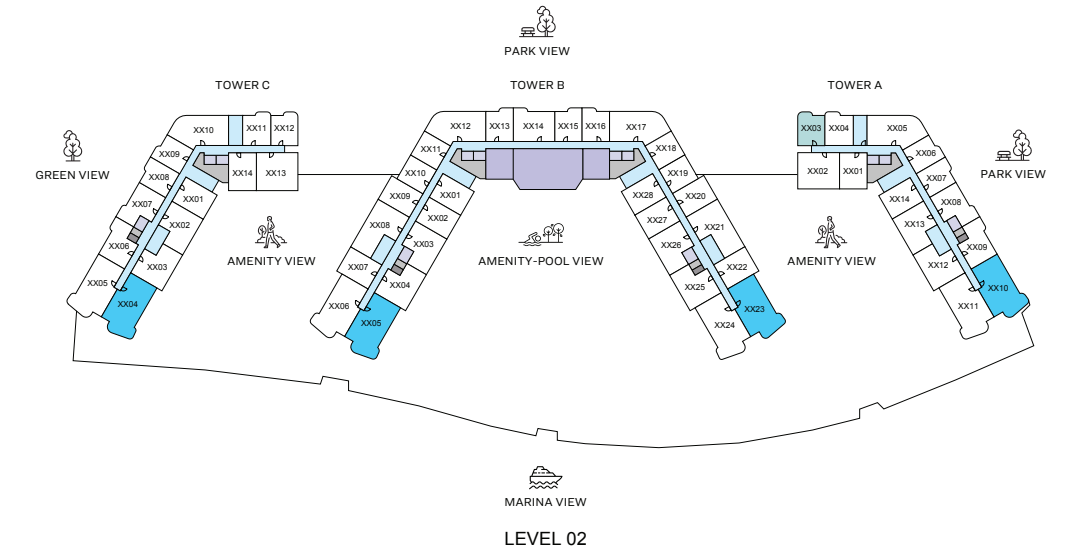
Amenity  
A-211, B-206

Amenity, Marina View  
A-411, B-406, B-424, A-611, B-606, B-624, B-806, B-824

Amenity, Pool View  
B-224

Green View  
C-205

Green, Marina View  
C-405, C-605



# 2

BEDROOM  
APARTMENT

## TYPE O VARIANT 1

(with powder room + balcony)

**TOTAL SALEABLE AREA**  
SUITE RANGE = 1,074.78- 1,076.82 SQ.FT.  
BALCONY RANGE = 145.21 - 152.74 SQ.FT.  
TOTAL RANGE = 1,220.84 - 1,229.56 SQ.FT.

List of unit numbers with this unit plan:

### VIEWS

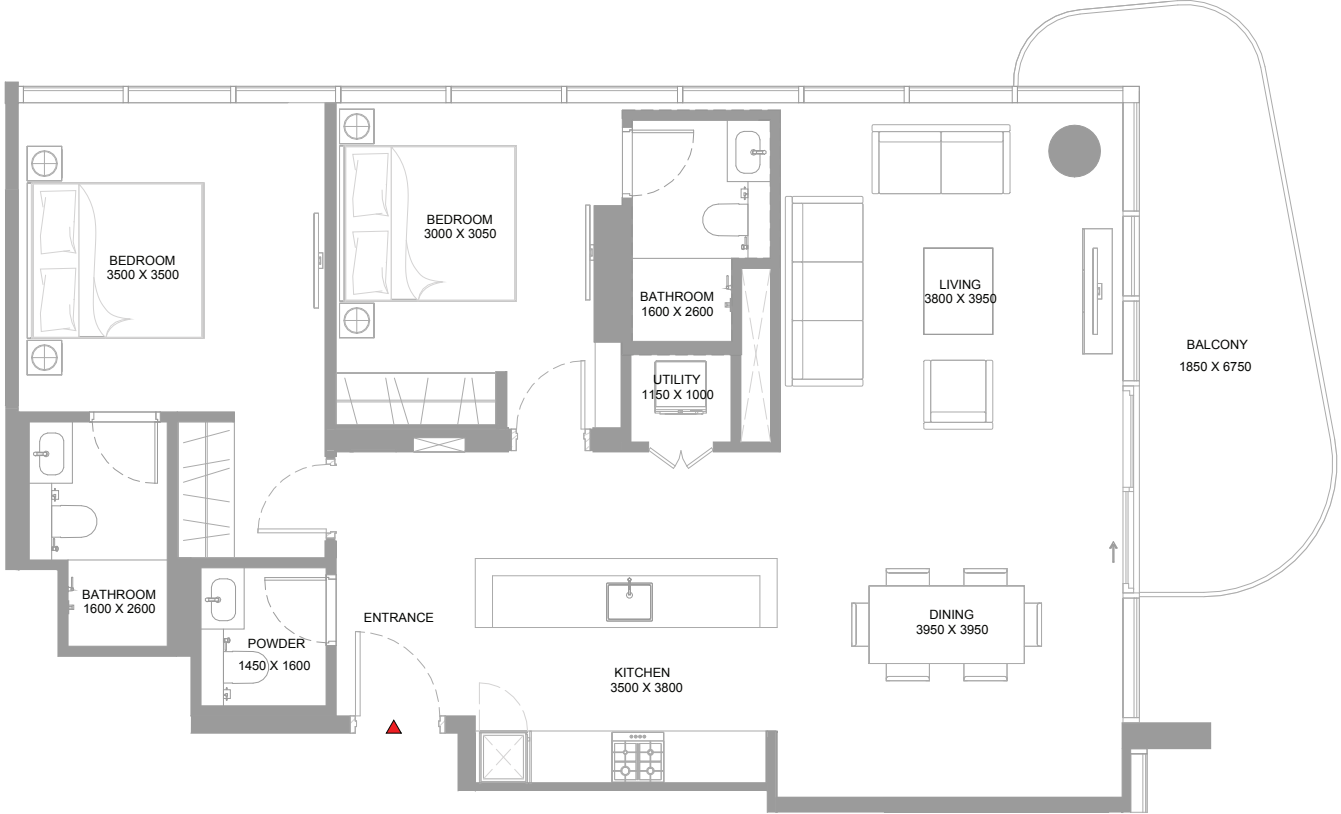
Amenity  
B-223, C-204

Amenity, Marina View  
B-405, B-423, C-404, B-605, B-623, C-604, B-805, B-823

Amenity, Pool View  
B-205

Park View  
A-210

Park, Marina View  
A-410, A-610



# 2

BEDROOM  
APARTMENT

## TYPE O VARIANT 1

(with powder room + balcony)

**TOTAL SALEABLE AREA**  
SUITE RANGE = 1,074.78- 1,076.82 SQ.FT.  
BALCONY RANGE = 145.21 - 152.74 SQ.FT.  
TOTAL RANGE = 1,220.84 - 1,229.56 SQ.FT.

List of unit numbers with this unit plan:

**VIEWS**

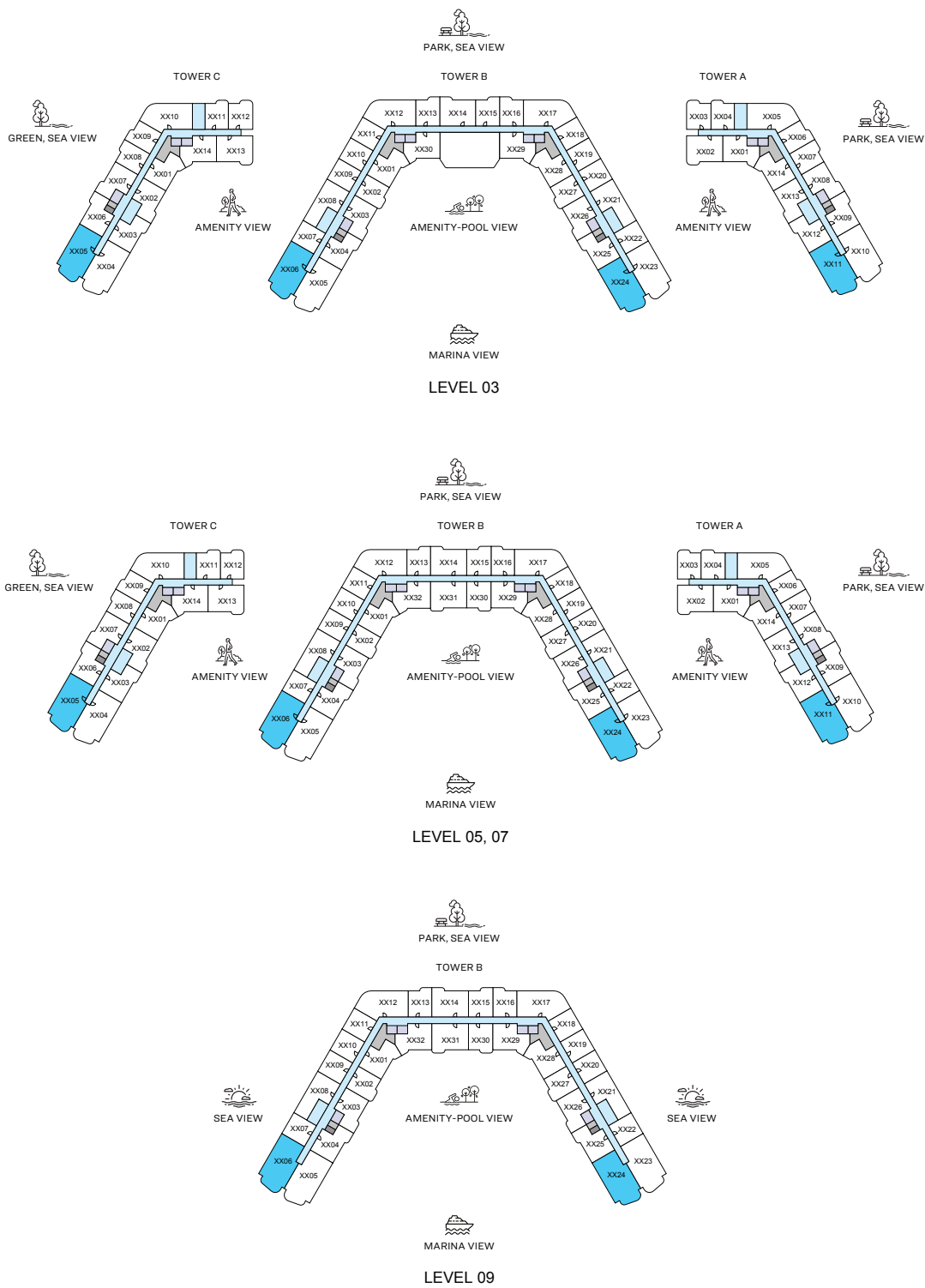
Amenity  
B-223, C-204

Amenity, Marina View  
B-405, B-423, C-404, B-605, B-623, C-604, B-805, B-823

Amenity, Pool View  
B-205

Park View  
A-210

Park, Marina View  
A-410, A-610



# 2

BEDROOM  
APARTMENT

## TYPE P

(with powder room + balcony)

**TOTAL SALEABLE AREA**  
SUITE RANGE = 1,075.64 - 1,076.82 SQ.FT.  
BALCONY RANGE = 137.78 - 152.74 SQ.FT.  
TOTAL RANGE = 1,213.42 - 1,229.56 SQ.FT.

List of unit numbers with this unit plan:

### VIEWS

Amenity, Marina View  
A-511, A-711

Green, Marina View  
C-305, C-505, C-705

Marina View  
A-311, B-306, B-324, B-506, B-524, B-706, B-724, B-906, B-924



2  
BEDROOM  
APARTMENT

TYPE P  
(with powder room + balcony)

TOTAL SALEABLE AREA  
SUITE RANGE = 1,075.64 - 1,076.82 SQ.FT.  
BALCONY RANGE = 137.78 - 152.74 SQ.FT.  
TOTAL RANGE = 1,213.42 -1,229.56 SQ.FT.

List of unit numbers with this unit plan:

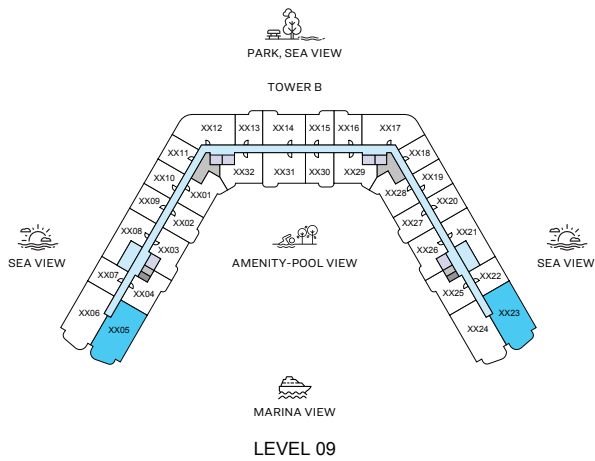
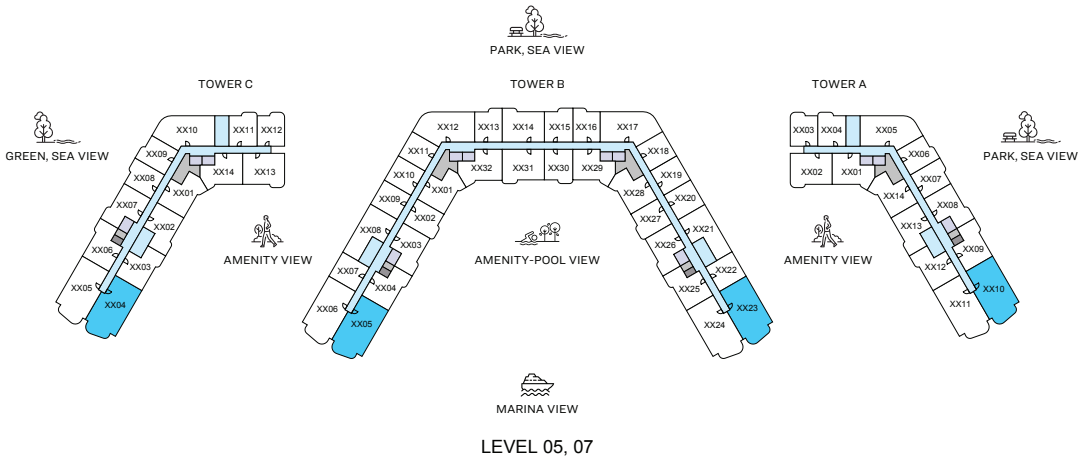
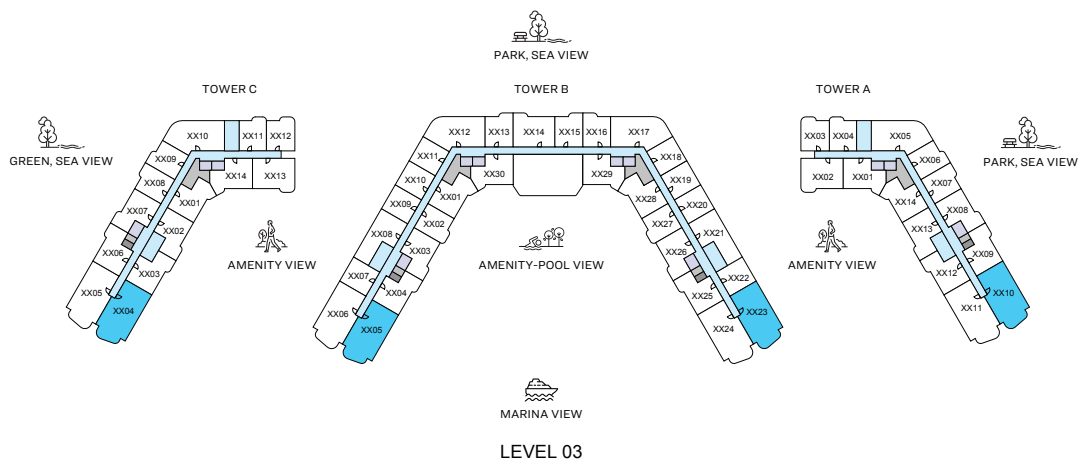
VIEWS

Amenity, Marina View  
A-511, A-711

Green, Marina View  
C-305, C-505, C-705

Marina View  
A-311, B-306, B-324, B-506, B-524, B-706, B-724, B-906, B-924





# 2

BEDROOM  
APARTMENT

## TYPE P VARIANT 1

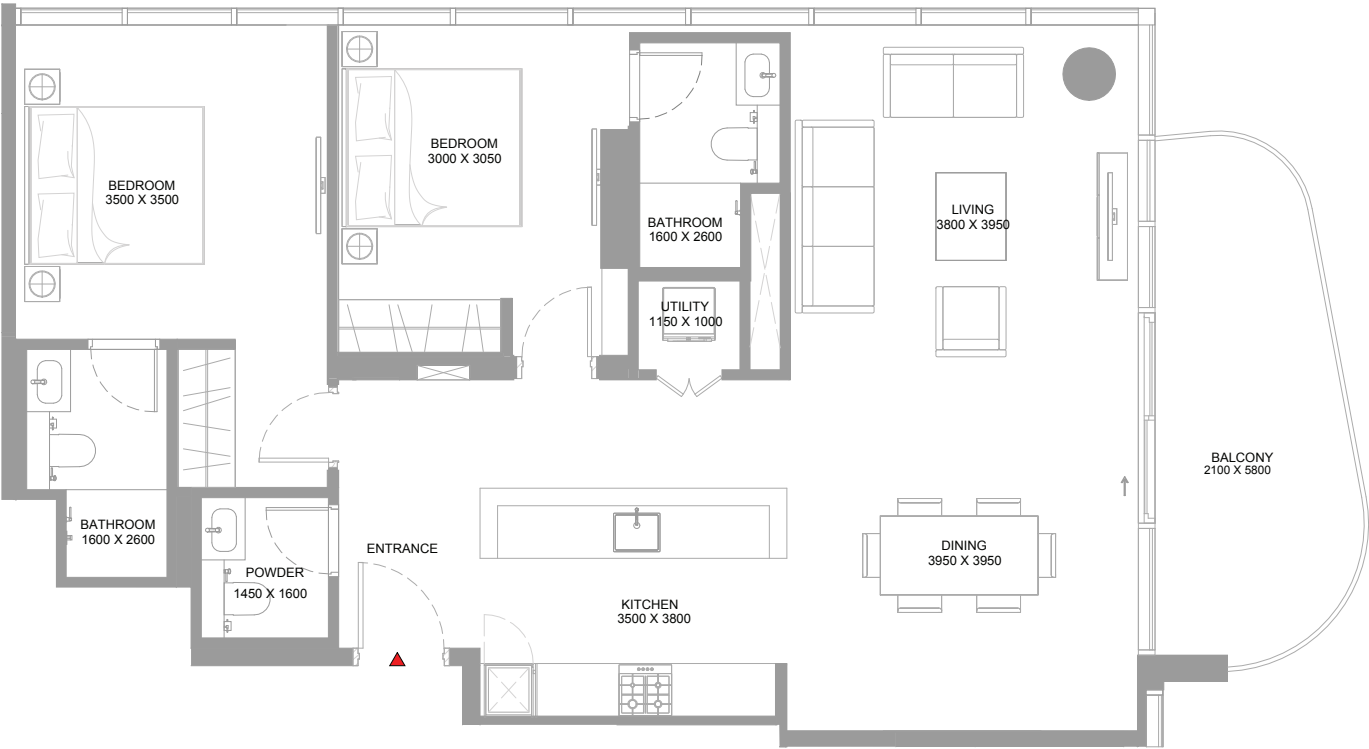
( with balcony )

**TOTAL SALEABLE AREA**  
SUITE RANGE = 1,074.78 - 1,076.82 SQ.FT.  
BALCONY RANGE = 137.78 - 152.74 SQ.FT.  
TOTAL RANGE = 1,212.55 - 1,229.56 SQ.FT.

List of unit numbers with this unit plan:

### VIEWS

- Marina View  
B-305, B-323, C-304, B-505, B-523, C-504, B-705, B-723, C-704, B-905, B-923
- Marina, Park, Sea View  
A-310
- Park, Marina View  
A-510, A-710



# 2

BEDROOM  
APARTMENT

## TYPE P VARIANT 1

( with balcony )

TOTAL SALEABLE AREA  
SUITE RANGE = 1,074.78 - 1,076.82 SQ.FT.  
BALCONY RANGE = 137.78 - 152.74 SQ.FT.  
TOTAL RANGE = 1,212.55 - 1,229.56 SQ.FT.

List of unit numbers with this unit plan:

### VIEWS

Marina View  
B-305, B-323, C-304, B-505, B-523, C-504, B-705, B-723, C-704, B-905, B-923

Marina, Park, Sea View  
A-310

Park, Marina View  
A-510, A-710