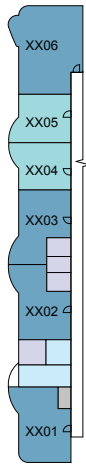




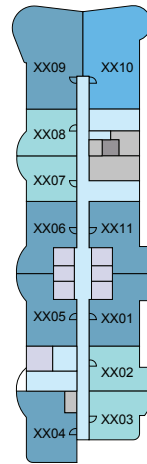
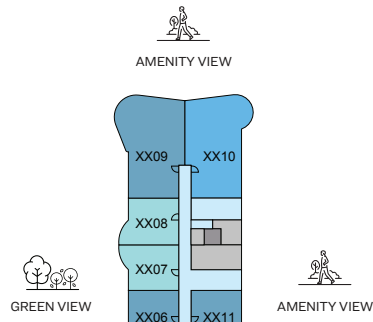
DOWNTOWN | SOBHA
UMM AL QUWAIN REALTY

FLOOR PLANS

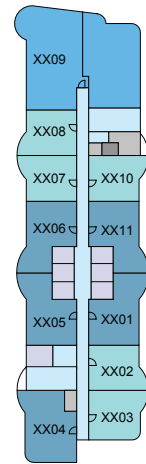
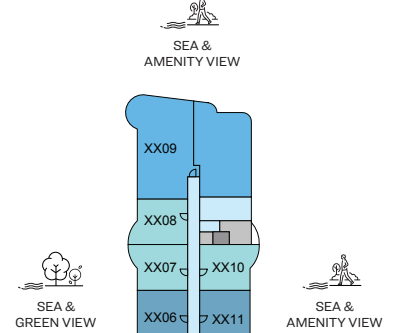
TOWER A



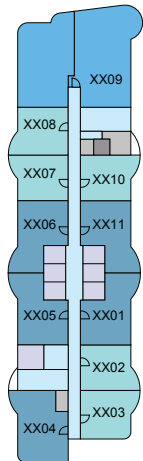
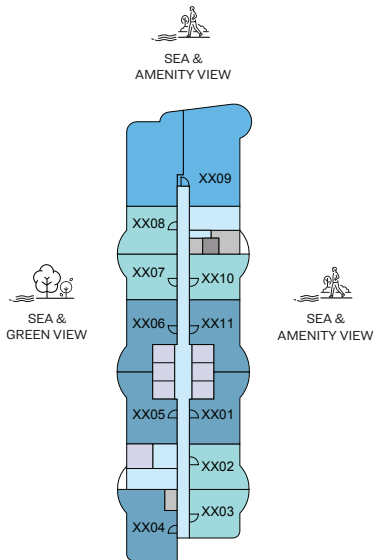
PODIUM LEVEL 01 & 02



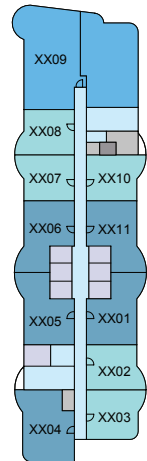
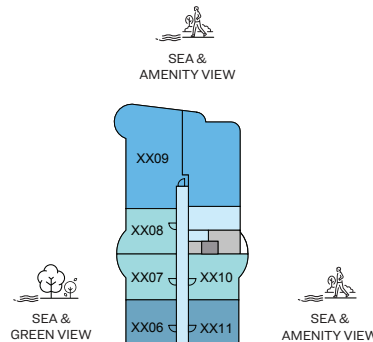
LEVEL 01



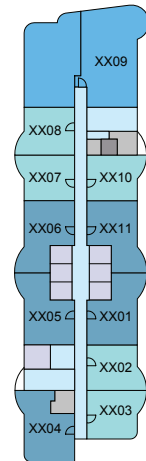
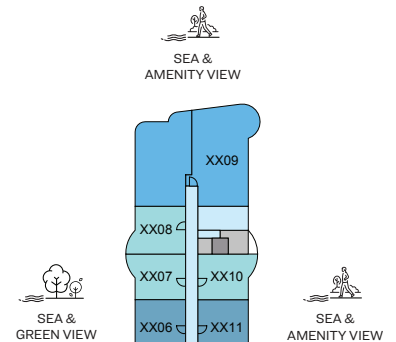
LEVEL 02



LEVEL 03, 05, 09, 11, 13, 15,
19, 23, 25, 29, 33, 35, 39, 41

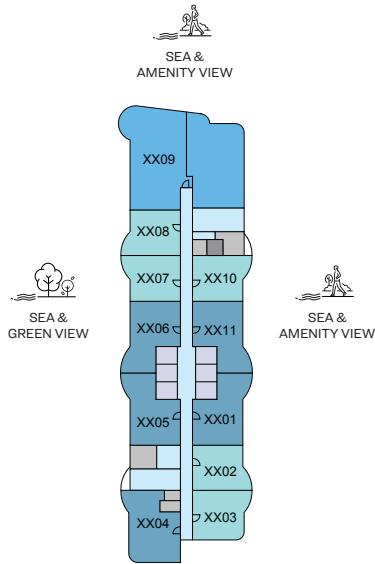


LEVEL 04, 06, 10, 12, 14, 16, 18, 20, 22,
24, 26, 28, 30, 32, 34, 36, 38, 40

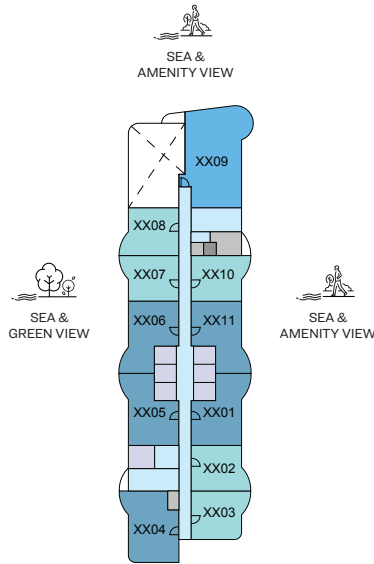


LEVEL 07, 17, 27, 37

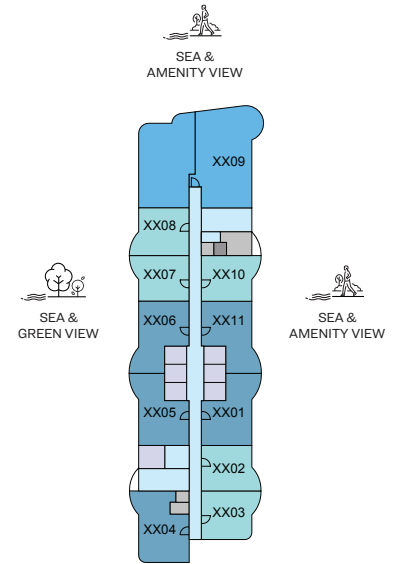
 1 BED UNIT	 3 BED UNIT	 CIRCULATION	 LIFTS
 2 BED UNIT		 SERVICES	 GARBAGE ROOM



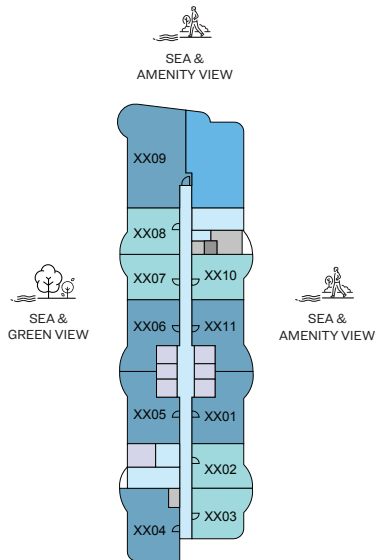
LEVEL 08



LEVEL 21



LEVEL 31



LEVEL 42



1

BEDROOM
APARTMENT

TYPE A

(with powder room + balcony)

SOBHA
AQUAMONT

TOWER A

TOTAL SALEABLE AREA

SUITE RANGE = 478.78 - 478.89 SQ.FT.

BALCONY RANGE = 86.22 - 86.33 SQ.FT.

TOTAL RANGE = 565.10 - 565.21 SQ.FT.



UNIT



List of unit numbers with this unit plan:

VIEWS

Green View

A-P104, A-P204, A-107

Sea & Amenity View

A-202, A-302, A-402, A-502, A-602, A-702, A-802, A-902, A-1002, A-1102, A-1202, A-1302, A-1402, A-1502, A-1602, A-1702, A-1802, A-1902, A-2002, A-2102, A-2202, A-2302, A-2402, A-2502, A-2602, A-2702, A-2802, A-2902, A-3002, A-3102, A-3202, A-3302, A-3402, A-3502, A-3602, A-3702, A-3802, A-3902, A-4002, A-4102, A-4202

Sea & Green View

A-207, A-307, A-407, A-507, A-607, A-707, A-807, A-907, A-1007, A-1107, A-1207, A-1307, A-1407, A-1507, A-1607, A-1707, A-1807, A-1907, A-2007, A-2107, A-2207, A-2307, A-2407, A-2507, A-2607, A-2707, A-2807, A-2907, A-3007, A-3107, A-3207, A-3307, A-3407, A-3507, A-3607, A-3707, A-3807, A-3907, A-4007, A-4107, A-4207

1

BEDROOM
APARTMENT

TYPE A

(with powder room + balcony)

SOBHA
AQUAMONT

TOWER A

TOTAL SALEABLE AREA

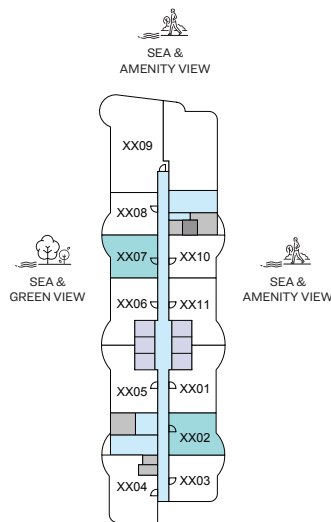
SUITE RANGE = 478.78 - 478.89 SQ.FT.

BALCONY RANGE = 86.22 - 86.33 SQ.FT.

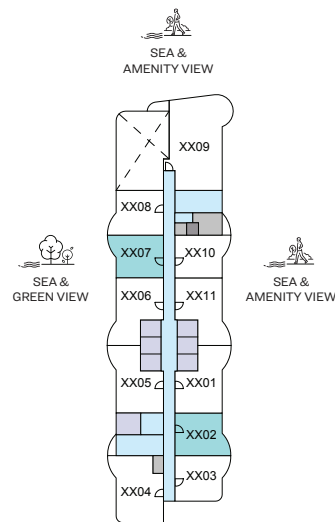
TOTAL RANGE = 565.10 - 565.21 SQ.FT.



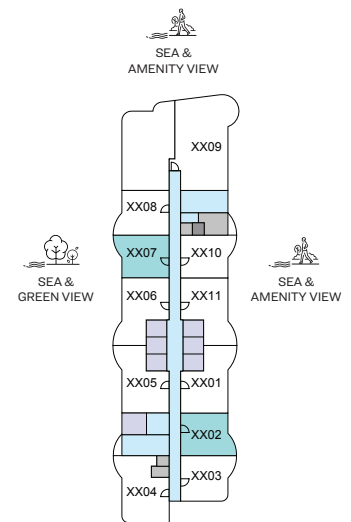
UNIT



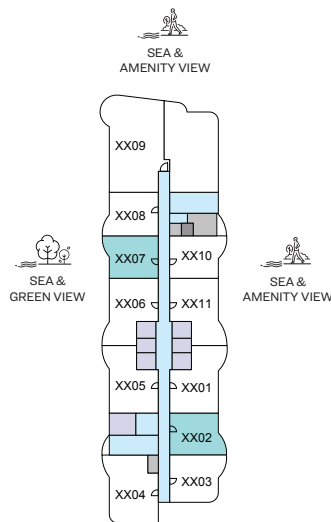
LEVEL 08



LEVEL 21



LEVEL 31



LEVEL 42

List of unit numbers with this unit plan:

VIEWS

Green View

A-P104, A-P204, A-107

Sea & Amenity View

A-202, A-302, A-402, A-502, A-602, A-702, A-802, A-902, A-1002, A-1102, A-1202, A-1302, A-1402, A-1502, A-1602, A-1702, A-1802, A-1902, A-2002, A-2102, A-2202, A-2302, A-2402, A-2502, A-2602, A-2702, A-2802, A-2902, A-3002, A-3102, A-3202, A-3302, A-3402, A-3502, A-3602, A-3702, A-3802, A-3902, A-4002, A-4102, A-4202

Sea & Green View

A-207, A-307, A-407, A-507, A-607, A-707, A-807, A-907, A-1007, A-1107, A-1207, A-1307, A-1407, A-1507, A-1607, A-1707, A-1807, A-1907, A-2007, A-2107, A-2207, A-2307, A-2407, A-2507, A-2607, A-2707, A-2807, A-2907, A-3007, A-3107, A-3207, A-3307, A-3407, A-3507, A-3607, A-3707, A-3807, A-3907, A-4007, A-4107, A-4207

1

BEDROOM
APARTMENT

TYPE A

(with powder room + balcony)

SOBHA
AQUAMONT

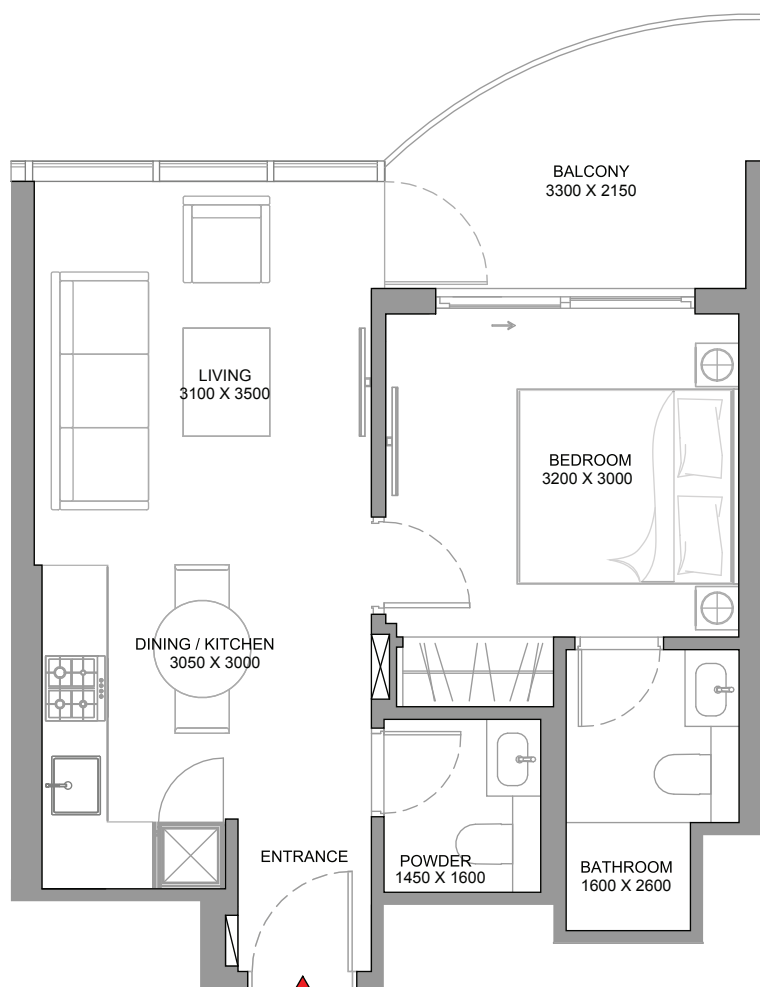
TOWER A

TOTAL SALEABLE AREA

SUITE RANGE = 478.78 - 478.89 SQ.FT.

BALCONY RANGE = 86.22 - 86.33 SQ.FT.

TOTAL RANGE = 565.10 - 565.21 SQ.FT.



List of unit numbers with this unit plan:

VIEWS

Green View

A-P104, A-P204, A-107

Sea & Amenity View

A-202, A-302, A-402, A-502, A-602, A-702, A-802, A-902, A-1002, A-1102, A-1202, A-1302, A-1402, A-1502, A-1602, A-1702, A-1802, A-1902, A-2002, A-2102, A-2202, A-2302, A-2402, A-2502, A-2602, A-2702, A-2802, A-2902, A-3002, A-3102, A-3202, A-3302, A-3402, A-3502, A-3602, A-3702, A-3802, A-3902, A-4002, A-4102, A-4202

Sea & Green View

A-207, A-307, A-407, A-507, A-607, A-707, A-807, A-907, A-1007, A-1107, A-1207, A-1307, A-1407, A-1507, A-1607, A-1707, A-1807, A-1907, A-2007, A-2107, A-2207, A-2307, A-2407, A-2507, A-2607, A-2707, A-2807, A-2907, A-3007, A-3107, A-3207, A-3307, A-3407, A-3507, A-3607, A-3707, A-3807, A-3907, A-4007, A-4107, A-4207

DISCLAIMER: 1. ALL DIMENSIONS ARE IN METRIC, MEASURED TO WALL. 2. ALL DIMENSIONS & DRAWINGS ARE APPROXIMATE. 3. ACTUAL AREA MAY VARY FROM THE STATED AREA. 4. DRAWING ARE NOT TO SCALE. 5. LAYOUT REPRESENTATION AND IMAGES ARE FOR ILLUSTRATIVE PURPOSES ONLY AND MAY NOT REPRESENT THE ACTUAL SIZE, FEATURES, SPECIFICATIONS FOR KITCHEN FIXTURES, APPLIANCES, FITTINGS, FURNITURE OR FURNISHINGS AND FACADE. ACTUAL PRODUCTS AND DETAILS MAY VARY. 6. THE DEVELOPER RESERVES THE RIGHT TO MAKE REVISIONS/ ALTERATIONS, AT ITS ABSOLUTE DISCRETION, WITHOUT PRIOR INTIMATION OR ANY LIABILITY WHATSOEVER.

DOWNTOWN | SOBHA
UMM AL QUWAIN | REALTY

1

BEDROOM
APARTMENT

TYPE A - VARIANT 1 (DUPLEX)

(with powder room + balcony)

SOBHA
AQUAMONT

TOWER A



TOTAL SALEABLE AREA

SUITE RANGE = 479.75 - 481.04 SQ.FT.

BALCONY RANGE = 86.22 - 87.51 SQ.FT.

TOTAL RANGE = 565.97 - 568.55 SQ.FT.

UNIT



List of unit numbers with this unit plan:

VIEWS

Green View

A-P105, A-P205, A-108

Sea & Amenity View

A-210, A-310, A-410, A-510, A-610, A-710, A-810, A-910, A-1010, A-1110, A-1210, A-1310, A-1410, A-1510, A-1610, A-1710, A-1810, A-1910, A-2010, A-2110, A-2210, A-2310, A-2410, A-2510, A-2610, A-2710, A-2810, A-2910, A-3010, A-3110, A-3210, A-3310, A-3410, A-3510, A-3610, A-3710, A-3810, A-3910, A-4010, A-4110, A-4210

Sea & Green View

A-208, A-308, A-408, A-508, A-608, A-708, A-808, A-908, A-1008, A-1108, A-1208, A-1308, A-1408, A-1508, A-1608, A-1708, A-1808, A-1908, A-2008, A-2108, A-2208, A-2308, A-2408, A-2508, A-2608, A-2708, A-2808, A-2908, A-3008, A-3108, A-3208, A-3308, A-3408, A-3508, A-3608, A-3708, A-3808, A-3908, A-4008, A-4108, A-4208

1

BEDROOM
APARTMENT

TYPE A - VARIANT 1 (DUPLEX)

(with powder room + balcony)

SOBHA
AQUAMONT

TOWER A



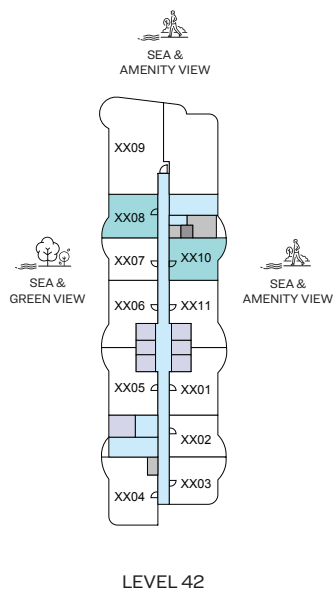
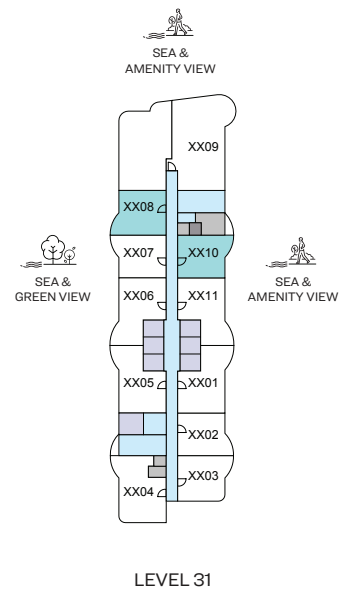
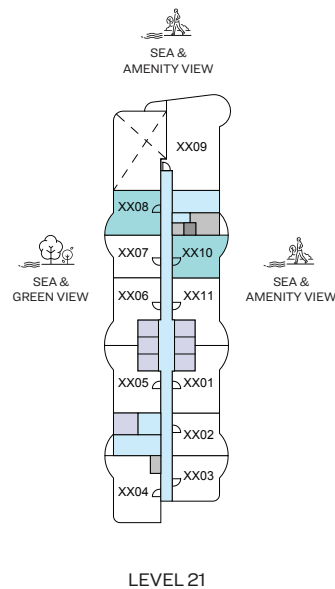
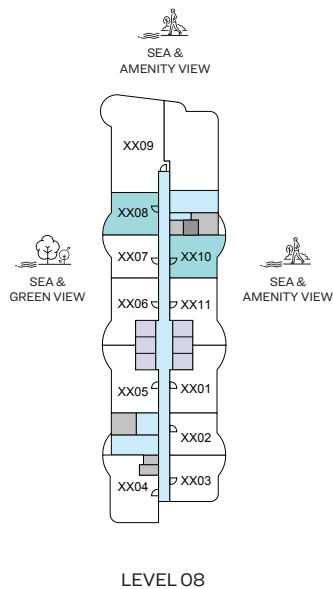
TOTAL SALEABLE AREA

SUITE RANGE = 479.75 - 481.04 SQ.FT.

BALCONY RANGE = 86.22 - 87.51 SQ.FT.

TOTAL RANGE = 565.97 - 568.55 SQ.FT.

UNIT



List of unit numbers with this unit plan:

VIEWS

Green View

A-P105, A-P205, A-108

Sea & Amenity View

A-210, A-310, A-410, A-510, A-610, A-710, A-810, A-910, A-1010, A-1110, A-1210, A-1310, A-1410, A-1510, A-1610, A-1710, A-1810, A-1910, A-2010, A-2110, A-2210, A-2310, A-2410, A-2510, A-2610, A-2710, A-2810, A-2910, A-3010, A-3110, A-3210, A-3310, A-3410, A-3510, A-3610, A-3710, A-3810, A-3910, A-4010, A-4110, A-4210

Sea & Green View

A-208, A-308, A-408, A-508, A-608, A-708, A-808, A-908, A-1008, A-1108, A-1208, A-1308, A-1408, A-1508, A-1608, A-1708, A-1808, A-1908, A-2008, A-2108, A-2208, A-2308, A-2408, A-2508, A-2608, A-2708, A-2808, A-2908, A-3008, A-3108, A-3208, A-3308, A-3408, A-3508, A-3608, A-3708, A-3808, A-3908, A-4008, A-4108, A-4208

DISCLAIMER: 1. ALL DIMENSIONS ARE IN METRIC, MEASURED TO WALL. 2. ALL DIMENSIONS & DRAWINGS ARE APPROXIMATE. 3. ACTUAL AREA MAY VARY FROM THE STATED AREA. 4. DRAWING ARE NOT TO SCALE. 5. LAYOUT REPRESENTATION AND IMAGES ARE FOR ILLUSTRATIVE PURPOSES ONLY AND MAY NOT REPRESENT THE ACTUAL SIZE, FEATURES, SPECIFICATIONS FOR KITCHEN FIXTURES, APPLIANCES, FITTINGS, FURNITURE OR FURNISHINGS AND FACADE. ACTUAL PRODUCTS AND DETAILS MAY VARY. 6. THE DEVELOPER RESERVES THE RIGHT TO MAKE REVISIONS/ ALTERATIONS, AT ITS ABSOLUTE DISCRETION, WITHOUT PRIOR INTIMATION OR ANY LIABILITY WHATSOEVER.

1

BEDROOM
APARTMENT**TYPE A - VARIANT 1 (DUPLEX)**

(with powder room + balcony)

SOBHA
AQUAMONT

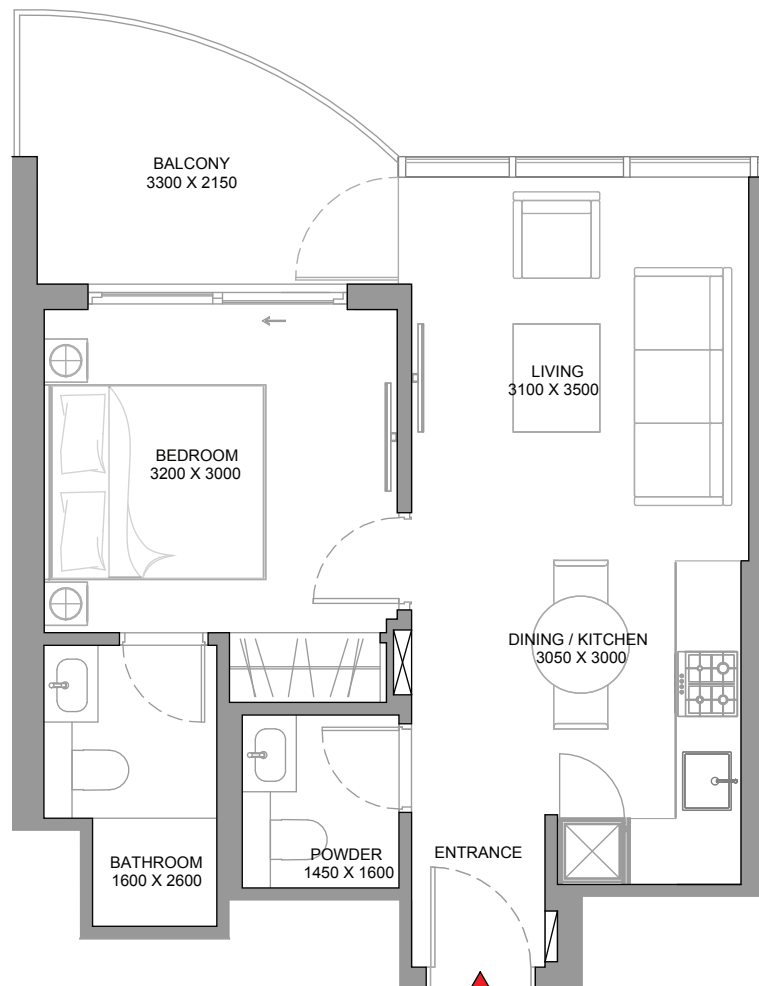
TOWER A

**TOTAL SALEABLE AREA**

SUITE RANGE = 479.75 - 481.04 SQ.FT.

BALCONY RANGE = 86.22 - 87.51 SQ.FT.

TOTAL RANGE = 565.97 - 568.55 SQ.FT.



List of unit numbers with this unit plan:

VIEWS**Green View**

A-P105, A-P205, A-108

Sea & Amenity View

A-210, A-310, A-410, A-510, A-610, A-710, A-810, A-910, A-1010, A-1110,
A-1210, A-1310, A-1410, A-1510, A-1610, A-1710, A-1810, A-1910, A-2010,
A-2110, A-2210, A-2310, A-2410, A-2510, A-2610, A-2710, A-2810,
A-2910, A-3010, A-3110, A-3210, A-3310, A-3410, A-3510, A-3610,
A-3710, A-3810, A-3910, A-4010, A-4110, A-4210

Sea & Green View

A-208, A-308, A-408, A-508, A-608, A-708, A-808, A-908, A-1008,
A-1108, A-1208, A-1308, A-1408, A-1508, A-1608, A-1708, A-1808,
A-1908, A-2008, A-2108, A-2208, A-2308, A-2408, A-2508, A-2608,
A-2708, A-2808, A-2908, A-3008, A-3108, A-3208, A-3308, A-3408,
A-3508, A-3608, A-3708, A-3808, A-3908, A-4008, A-4108, A-4208

DISCLAIMER: 1. ALL DIMENSIONS ARE IN METRIC, MEASURED TO WALL. 2. ALL DIMENSIONS & DRAWINGS ARE APPROXIMATE. 3. ACTUAL AREA MAY VARY FROM THE STATED AREA. 4. DRAWING ARE NOT TO SCALE. 5. LAYOUT REPRESENTATION AND IMAGES ARE FOR ILLUSTRATIVE PURPOSES ONLY AND MAY NOT REPRESENT THE ACTUAL SIZE, FEATURES, SPECIFICATIONS FOR KITCHEN FIXTURES, APPLIANCES, FITTINGS, FURNITURE OR FURNISHINGS AND FACADE. ACTUAL PRODUCTS AND DETAILS MAY VARY. 6. THE DEVELOPER RESERVES THE RIGHT TO MAKE REVISIONS/ ALTERATIONS, AT ITS ABSOLUTE DISCRETION, WITHOUT PRIOR INTIMATION OR ANY LIABILITY WHATSOEVER.

DOWNTOWN | SOBHA
UMM AL QUWAIN REALTY

1

BEDROOM
APARTMENT

TYPE B

(with powder room + yard)

TOTAL SALEABLE AREA

SUITE = 494.39 SQ.FT.

YARD = 106.67 SQ.FT.

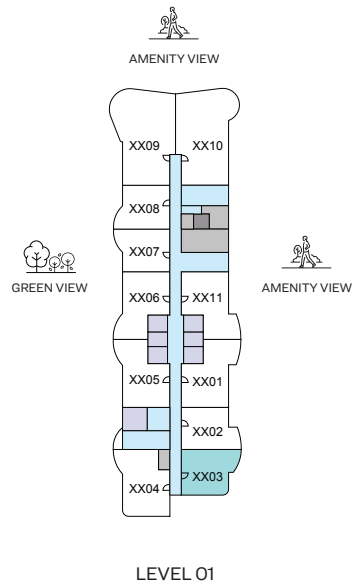
TOTAL = 601.06 SQ.FT.

SOBHA AQUAMONT

TOWER A



UNIT



List of unit numbers with this unit plan:

VIEWS

Amenity View

A-103

DISCLAIMER: 1. ALL DIMENSIONS ARE IN METRIC, MEASURED TO WALL. 2. ALL DIMENSIONS & DRAWINGS ARE APPROXIMATE. 3. ACTUAL AREA MAY VARY FROM THE STATED AREA. 4. DRAWING ARE NOT TO SCALE. 5. LAYOUT REPRESENTATION AND IMAGES ARE FOR ILLUSTRATIVE PURPOSES ONLY AND MAY NOT REPRESENT THE ACTUAL SIZE, FEATURES, SPECIFICATIONS FOR KITCHEN FIXTURES, APPLIANCES, FITTINGS, FURNITURE OR FURNISHINGS AND FACADE. ACTUAL PRODUCTS AND DETAILS MAY VARY. 6. THE DEVELOPER RESERVES THE RIGHT TO MAKE REVISIONS/ ALTERATIONS, AT ITS ABSOLUTE DISCRETION, WITHOUT PRIOR INTIMATION OR ANY LIABILITY WHATSOEVER.

DOWNTOWN | SOBHA
UMM AL QUWAIN | REALTY

1

BEDROOM
APARTMENT

TYPE B

(with powder room + yard)

TOTAL SALEABLE AREA

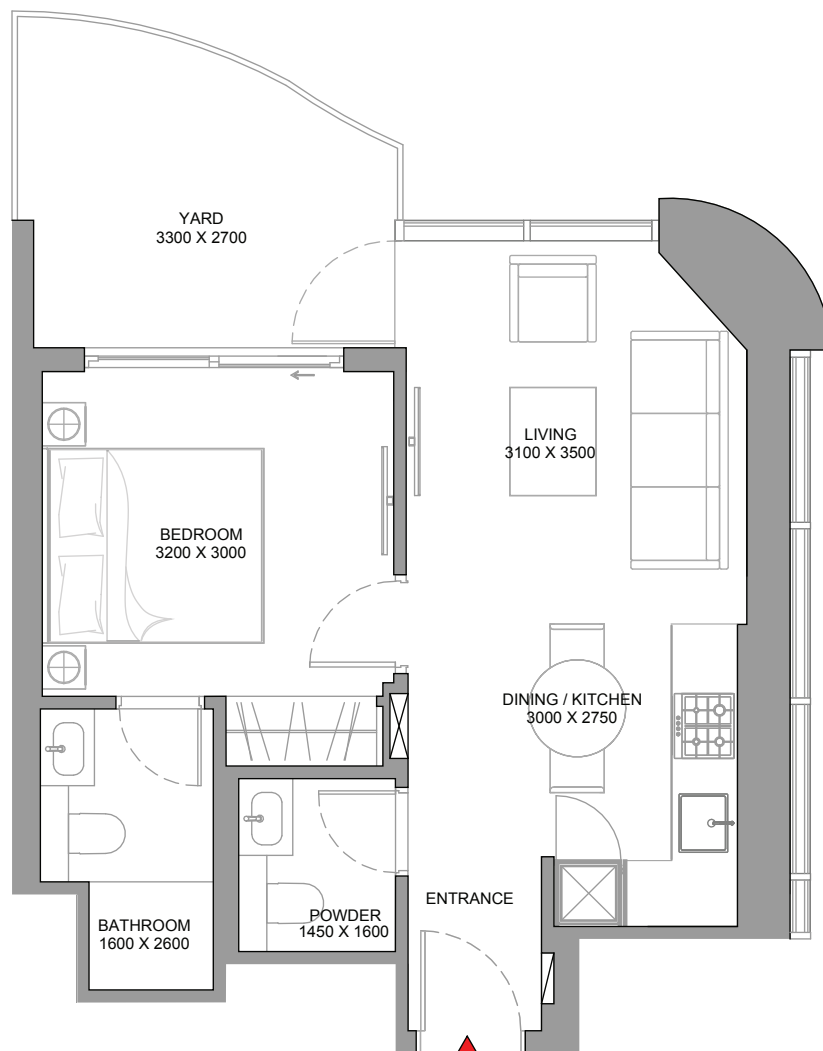
SUITE = 494.39 SQ.FT.

YARD = 106.67 SQ.FT.

TOTAL = 601.06 SQ.FT.

SOBHA
AQUAMONT

TOWER A



List of unit numbers with this unit plan:

VIEWS

Amenity View

A-103

DISCLAIMER: 1. ALL DIMENSIONS ARE IN METRIC, MEASURED TO WALL. 2. ALL DIMENSIONS & DRAWINGS ARE APPROXIMATE. 3. ACTUAL AREA MAY VARY FROM THE STATED AREA. 4. DRAWING ARE NOT TO SCALE. 5. LAYOUT REPRESENTATION AND IMAGES ARE FOR ILLUSTRATIVE PURPOSES ONLY AND MAY NOT REPRESENT THE ACTUAL SIZE, FEATURES, SPECIFICATIONS FOR KITCHEN FIXTURES, APPLIANCES, FITTINGS, FURNITURE OR FURNISHINGS AND FACADE. ACTUAL PRODUCTS AND DETAILS MAY VARY. 6. THE DEVELOPER RESERVES THE RIGHT TO MAKE REVISIONS/ ALTERATIONS, AT ITS ABSOLUTE DISCRETION, WITHOUT PRIOR INTIMATION OR ANY LIABILITY WHATSOEVER.

DOWNTOWN | SOBHA
UMM AL QUWAIN | REALTY

1

BEDROOM
APARTMENT

TYPE C

(with powder room + yard)

TOTAL SALEABLE AREA

SUITE = 478.89 SQ.FT.

YARD = 115.82 SQ.FT.

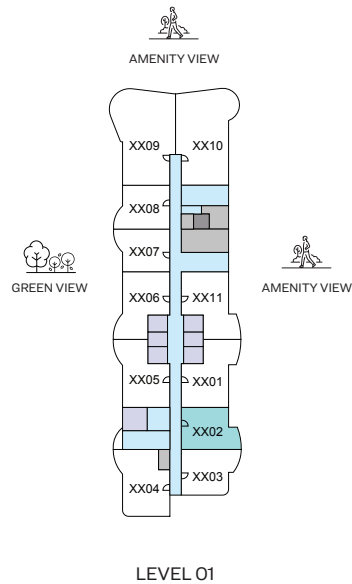
TOTAL = 594.71 SQ.FT.

SOBHA AQUAMONT

TOWER A



UNIT



List of unit numbers with this unit plan:

VIEWS

Amenity View

A-102

1

BEDROOM
APARTMENT

TYPE C

(with powder room + yard)

TOTAL SALEABLE AREA

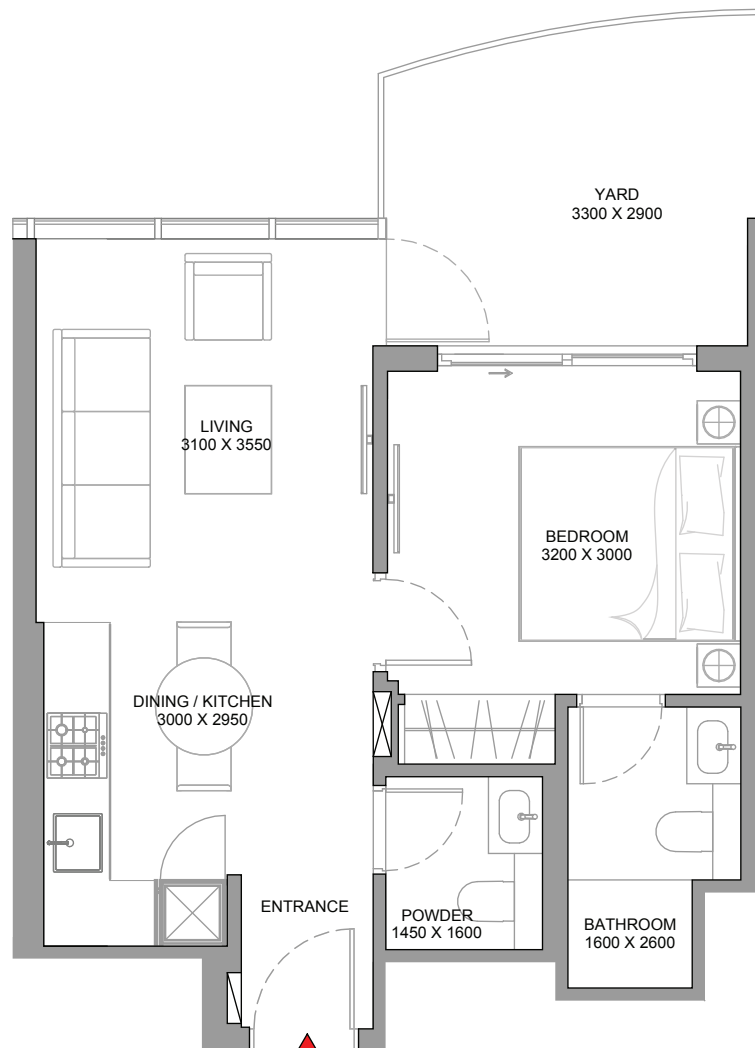
SUITE = 478.89 SQ.FT.

YARD = 115.82 SQ.FT.

TOTAL = 594.71 SQ.FT.

SOBHA
AQUAMONT

TOWER A



List of unit numbers with this unit plan:

VIEWS

Amenity View

A-102

DISCLAIMER: 1. ALL DIMENSIONS ARE IN METRIC, MEASURED TO WALL. 2. ALL DIMENSIONS & DRAWINGS ARE APPROXIMATE. 3. ACTUAL AREA MAY VARY FROM THE STATED AREA. 4. DRAWING ARE NOT TO SCALE. 5. LAYOUT REPRESENTATION AND IMAGES ARE FOR ILLUSTRATIVE PURPOSES ONLY AND MAY NOT REPRESENT THE ACTUAL SIZE, FEATURES, SPECIFICATIONS FOR KITCHEN FIXTURES, APPLIANCES, FITTINGS, FURNITURE OR FURNISHINGS AND FACADE. ACTUAL PRODUCTS AND DETAILS MAY VARY. 6. THE DEVELOPER RESERVES THE RIGHT TO MAKE REVISIONS/ ALTERATIONS, AT ITS ABSOLUTE DISCRETION, WITHOUT PRIOR INTIMATION OR ANY LIABILITY WHATSOEVER.

DOWNTOWN | SOBHA
UMM AL QUWAIN REALTY

1

BEDROOM
APARTMENT

TYPE D

(with powder room + balcony)

SOBHA
AQUAMONT

TOWER A



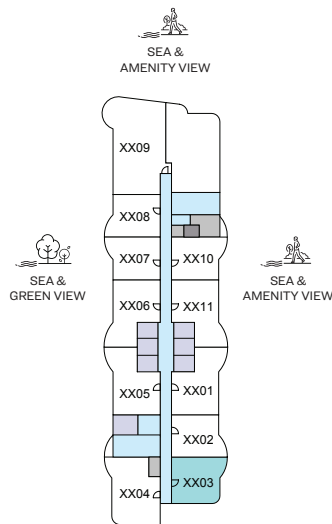
TOTAL SALEABLE AREA

SUITE = 494.49 SQ.FT.

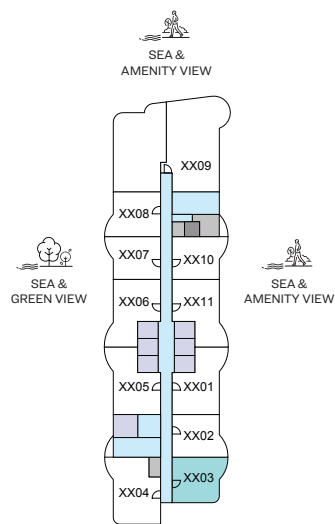
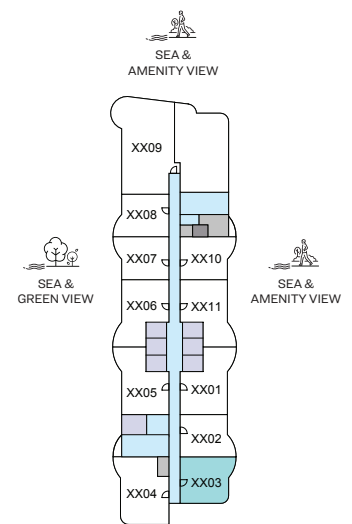
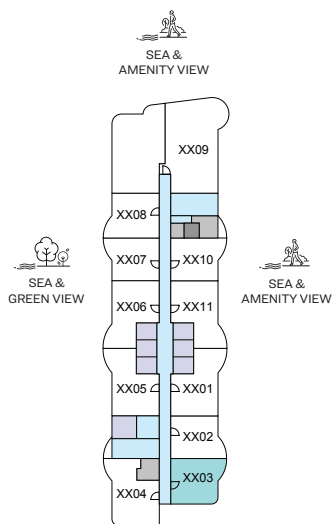
BALCONY = 86.22 SQ.FT.

TOTAL = 580.71 SQ.FT.

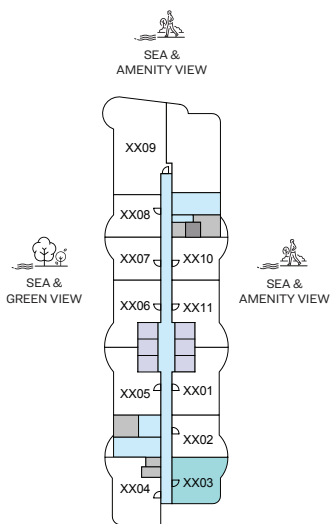
UNIT



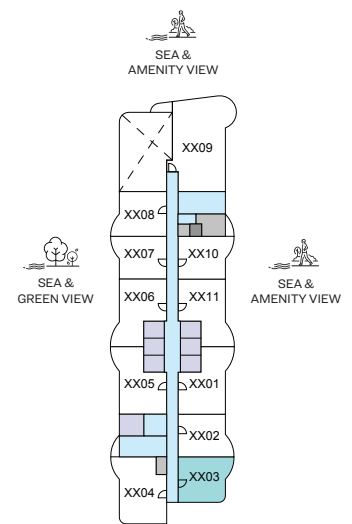
LEVEL 02

LEVEL 03, 05, 09, 11, 13, 15,
19, 23, 25, 29, 33, 35, 39, 41LEVEL 04, 06, 10, 12, 14, 16, 18, 20, 22,
24, 26, 28, 30, 32, 34, 36, 38, 40

LEVEL 07, 17, 27, 37



LEVEL 08



LEVEL 21

VIEWS

Sea & Amenity View

A-203, A-303, A-403, A-503, A-603, A-703, A-803, A-903, A-1003, A-1103, A-1203, A-1303,
A-1403, A-1503, A-1603, A-1703, A-1803, A-1903, A-2003, A-2103, A-2203, A-2303, A-2403,
A-2503, A-2603, A-2703, A-2803, A-2903, A-3003, A-3103, A-3203, A-3303, A-3403,
A-3503, A-3603, A-3703, A-3803, A-3903, A-4003, A-4103, A-4203

1

BEDROOM
APARTMENT

TYPE D

(with powder room + balcony)

TOTAL SALEABLE AREA

SUITE = 494.49 SQ.FT.

BALCONY = 86.22 SQ.FT.

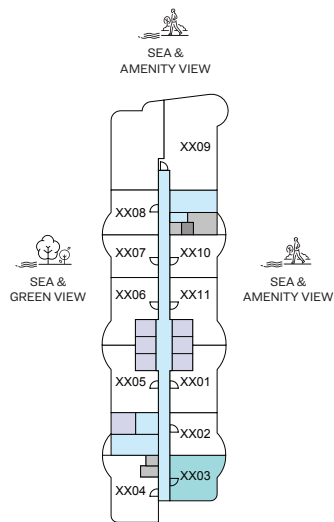
TOTAL = 580.71 SQ.FT.

SOBHA
AQUAMONT

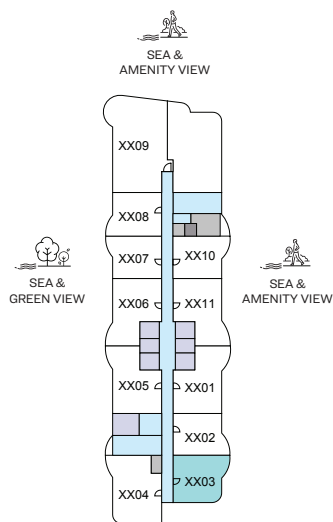
TOWER A



UNIT



LEVEL 31



LEVEL 42

VIEWS

Sea & Amenity View

A-203, A-303, A-403, A-503, A-603, A-703, A-803, A-903, A-1003, A-1103, A-1203, A-1303, A-1403, A-1503, A-1603, A-1703, A-1803, A-1903, A-2003, A-2103, A-2203, A-2303, A-2403, A-2503, A-2603, A-2703, A-2803, A-2903, A-3003, A-3103, A-3203, A-3303, A-3403, A-3503, A-3603, A-3703, A-3803, A-3903, A-4003, A-4103, A-4203

1

BEDROOM
APARTMENT

TYPE D

(with powder room + balcony)

SOBHA
AQUAMONT

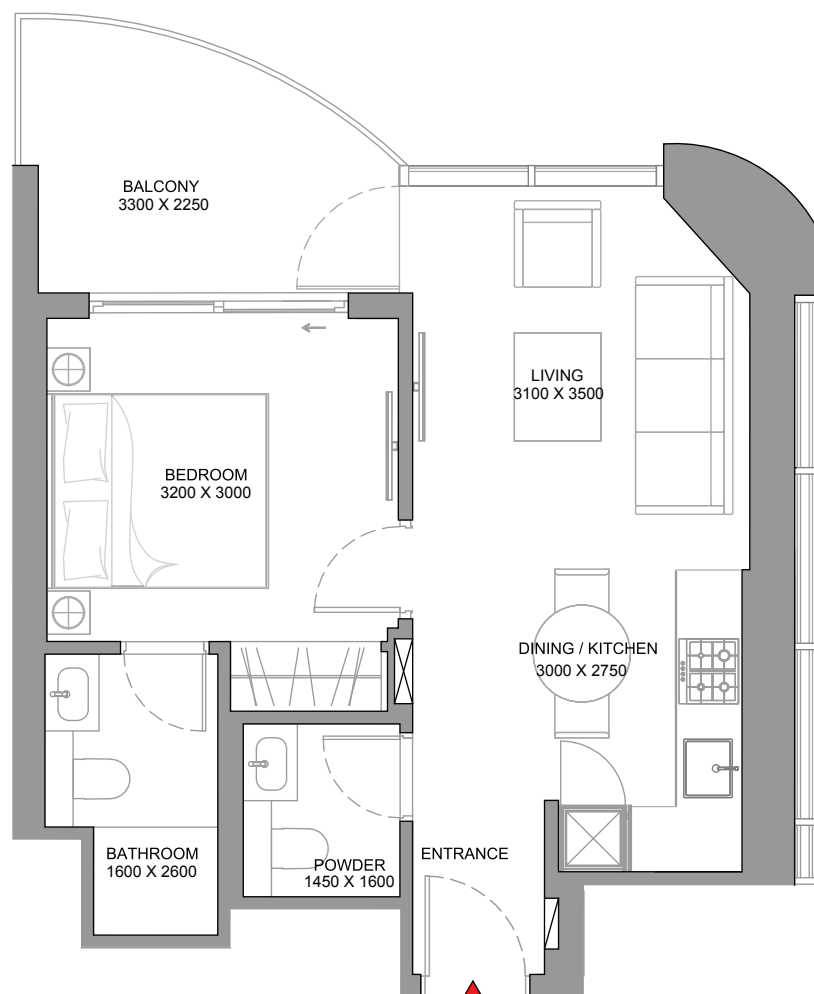
TOWER A

TOTAL SALEABLE AREA

SUITE = 494.49 SQ.FT.

BALCONY = 86.22 SQ.FT.

TOTAL = 580.71 SQ.FT.



VIEWS

Sea & Amenity View

A-203, A-303, A-403, A-503, A-603, A-703, A-803, A-903, A-1003, A-1103, A-1203, A-1303, A-1403, A-1503, A-1603, A-1703, A-1803, A-1903, A-2003, A-2103, A-2203, A-2303, A-2403, A-2503, A-2603, A-2703, A-2803, A-2903, A-3003, A-3103, A-3203, A-3303, A-3403, A-3503, A-3603, A-3703, A-3803, A-3903, A-4003, A-4103, A-4203

DISCLAIMER: 1. ALL DIMENSIONS ARE IN METRIC, MEASURED TO WALL. 2. ALL DIMENSIONS & DRAWINGS ARE APPROXIMATE. 3. ACTUAL AREA MAY VARY FROM THE STATED AREA. 4. DRAWING ARE NOT TO SCALE. 5. LAYOUT REPRESENTATION AND IMAGES ARE FOR ILLUSTRATIVE PURPOSES ONLY AND MAY NOT REPRESENT THE ACTUAL SIZE, FEATURES, SPECIFICATIONS FOR KITCHEN FIXTURES, APPLIANCES, FITTINGS, FURNITURE OR FURNISHINGS AND FACADE. ACTUAL PRODUCTS AND DETAILS MAY VARY. 6. THE DEVELOPER RESERVES THE RIGHT TO MAKE REVISIONS/ ALTERATIONS, AT ITS ABSOLUTE DISCRETION, WITHOUT PRIOR INTIMATION OR ANY LIABILITY WHATSOEVER.

DOWNTOWN | SOBHA
UMM AL QUWAIN | REALTY

2 BEDROOM APARTMENT TYPE A (with powder room + balcony)

TOTAL SALEABLE AREA

SUITE RANGE = 680.82 - 690.50 SQ.FT.

BALCONY = 86.54 SQ.FT.

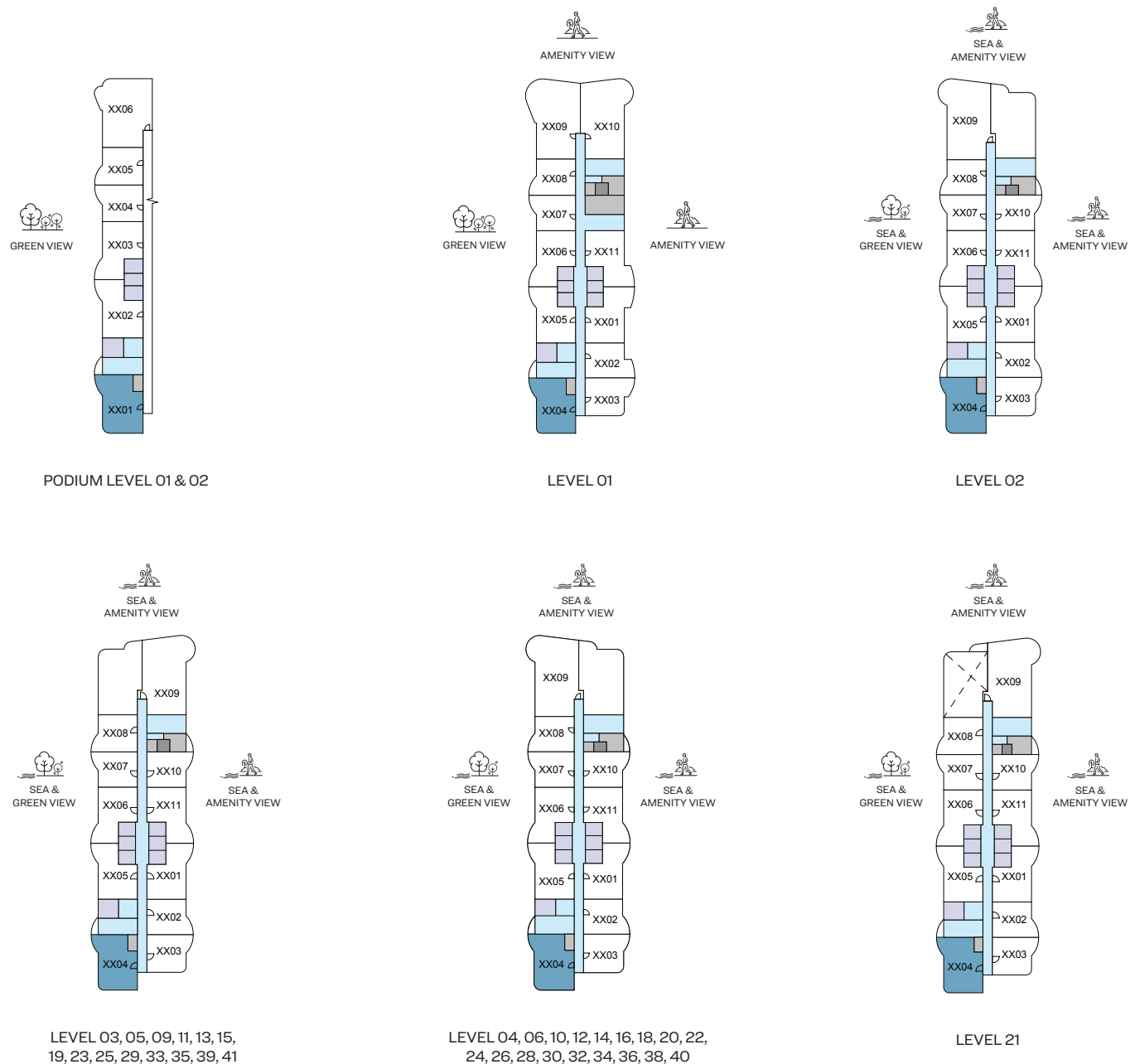
TOTAL RANGE = 767.36 - 777.05 SQ.FT.

SOBHA AQUAMONT

TOWER A



UNIT



List of unit numbers with this unit plan:

VIEWS

Green View

A-P101, A-P201, A-104

Sea & Green View

A-204, A-304, A-404, A-504, A-604, A-904, A-1004, A-1104, A-1204, A-1304, A-1404, A-1504, A-1604, A-1804, A-1904, A-2004, A-2104, A-2204, A-2304, A-2404, A-2504, A-2604, A-2804, A-2904, A-3004, A-3204, A-3304, A-3404, A-3504, A-3604, A-3804, A-3904, A-4004, A-4104, A-4204

2 BEDROOM APARTMENT TYPE A (with powder room + balcony)

TOTAL SALEABLE AREA

SUITE RANGE = 680.82 - 690.50 SQ.FT.

BALCONY = 86.54 SQ.FT.

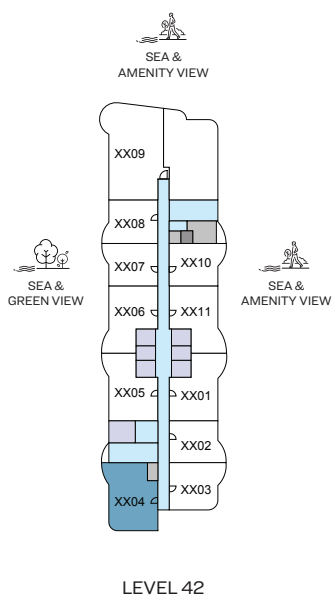
TOTAL RANGE = 767.36 - 777.05 SQ.FT.

SOBHA AQUAMONT

TOWER A



UNIT



List of unit numbers with this unit plan:

VIEWS

Green View

A-P101, A-P201, A-104

Sea & Green View

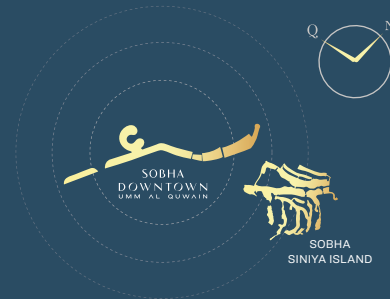
A-204, A-304, A-404, A-504, A-604, A-904, A-1004, A-1104, A-1204, A-1304, A-1404, A-1504, A-1604, A-1804, A-1904, A-2004, A-2104, A-2204, A-2304, A-2404, A-2504, A-2604, A-2804, A-2904, A-3004, A-3204, A-3304, A-3404, A-3504, A-3604, A-3804, A-3904, A-4004, A-4104, A-4204

DISCLAIMER: 1. ALL DIMENSIONS ARE IN METRIC, MEASURED TO WALL. 2. ALL DIMENSIONS & DRAWINGS ARE APPROXIMATE. 3. ACTUAL AREA MAY VARY FROM THE STATED AREA. 4. DRAWING ARE NOT TO SCALE. 5. LAYOUT REPRESENTATION AND IMAGES ARE FOR ILLUSTRATIVE PURPOSES ONLY AND MAY NOT REPRESENT THE ACTUAL SIZE, FEATURES, SPECIFICATIONS FOR KITCHEN FIXTURES, APPLIANCES, FITTINGS, FURNITURE OR FURNISHINGS AND FACADE. ACTUAL PRODUCTS AND DETAILS MAY VARY. 6. THE DEVELOPER RESERVES THE RIGHT TO MAKE REVISIONS/ ALTERATIONS, AT ITS ABSOLUTE DISCRETION, WITHOUT PRIOR INTIMATION OR ANY LIABILITY WHATSOEVER.

DOWNTOWN | SOBHA
UMM AL QUWAIN | REALTY

2 BEDROOM APARTMENT TYPE A (with powder room + balcony)

SOBHA AQUAMONT TOWER A

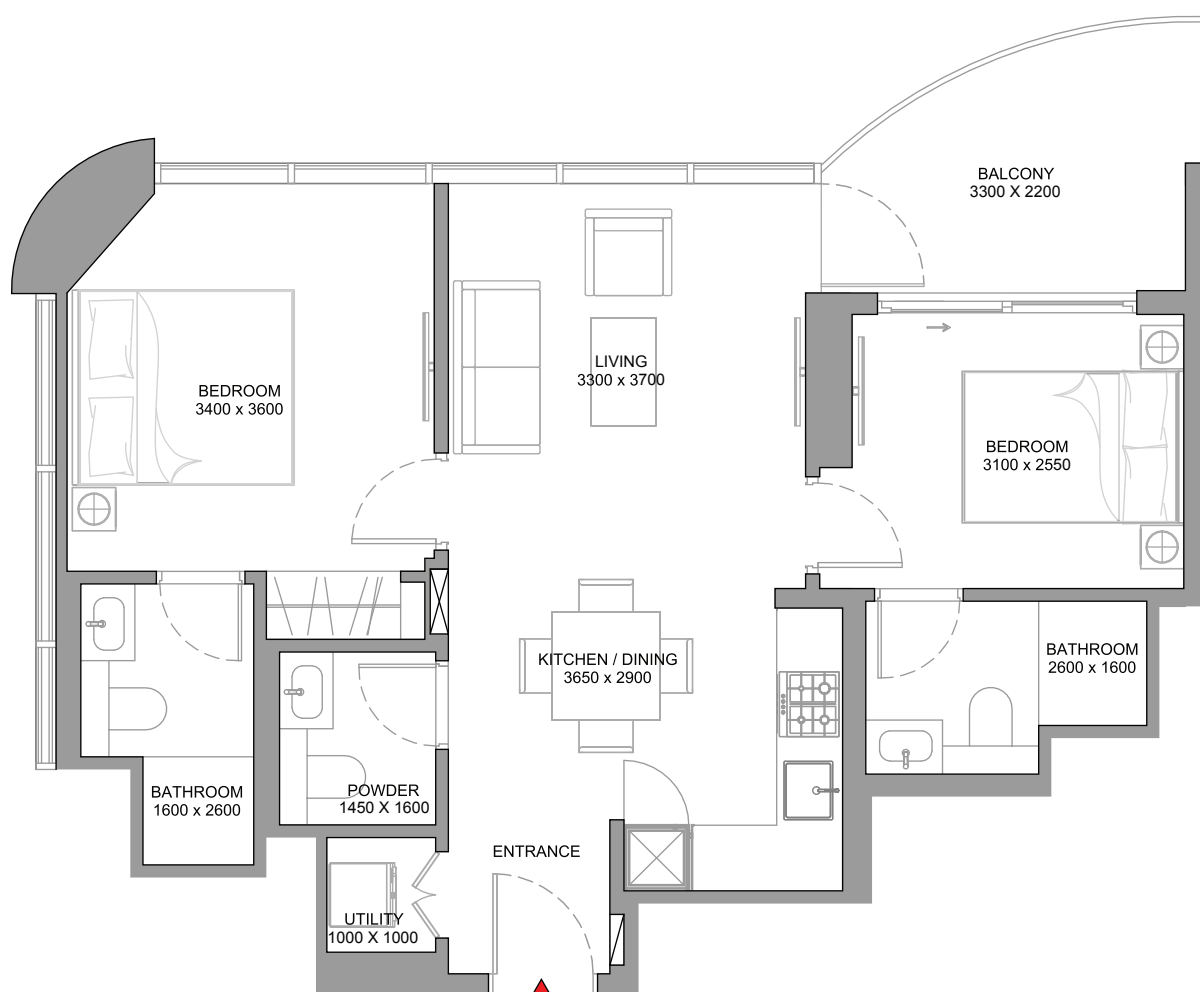


TOTAL SALEABLE AREA

SUITE RANGE = 680.82 - 690.50 SQ.FT.

BALCONY = 86.54 SQ.FT.

TOTAL RANGE = 767.36 - 777.05 SQ.FT.



List of unit numbers with this unit plan:

VIEWS

Green View

A-P101, A-P201, A-104

Sea & Green View

A-204, A-304, A-404, A-504, A-604, A-904, A-1004, A-1104, A-1204, A-1304, A-1404, A-1504, A-1604, A-1804, A-1904, A-2004, A-2104, A-2204, A-2304, A-2404, A-2504, A-2604, A-2804, A-2904, A-3004, A-3204, A-3304, A-3404, A-3504, A-3604, A-3804, A-3904, A-4004, A-4104, A-4204

DISCLAIMER: 1. ALL DIMENSIONS ARE IN METRIC, MEASURED TO WALL. 2. ALL DIMENSIONS & DRAWINGS ARE APPROXIMATE. 3. ACTUAL AREA MAY VARY FROM THE STATED AREA. 4. DRAWING ARE NOT TO SCALE. 5. LAYOUT REPRESENTATION AND IMAGES ARE FOR ILLUSTRATIVE PURPOSES ONLY AND MAY NOT REPRESENT THE ACTUAL SIZE, FEATURES, SPECIFICATIONS FOR KITCHEN FIXTURES, APPLIANCES, FITTINGS, FURNITURE OR FURNISHINGS AND FACADE. ACTUAL PRODUCTS AND DETAILS MAY VARY. 6. THE DEVELOPER RESERVES THE RIGHT TO MAKE REVISIONS/ ALTERATIONS, AT ITS ABSOLUTE DISCRETION, WITHOUT PRIOR INTIMATION OR ANY LIABILITY WHATSOEVER.

DOWNTOWN | SOBHA
UMM AL QUWAIN | REALTY

2 BEDROOM APARTMENT TYPE B (with balcony)

TOTAL SALEABLE AREA

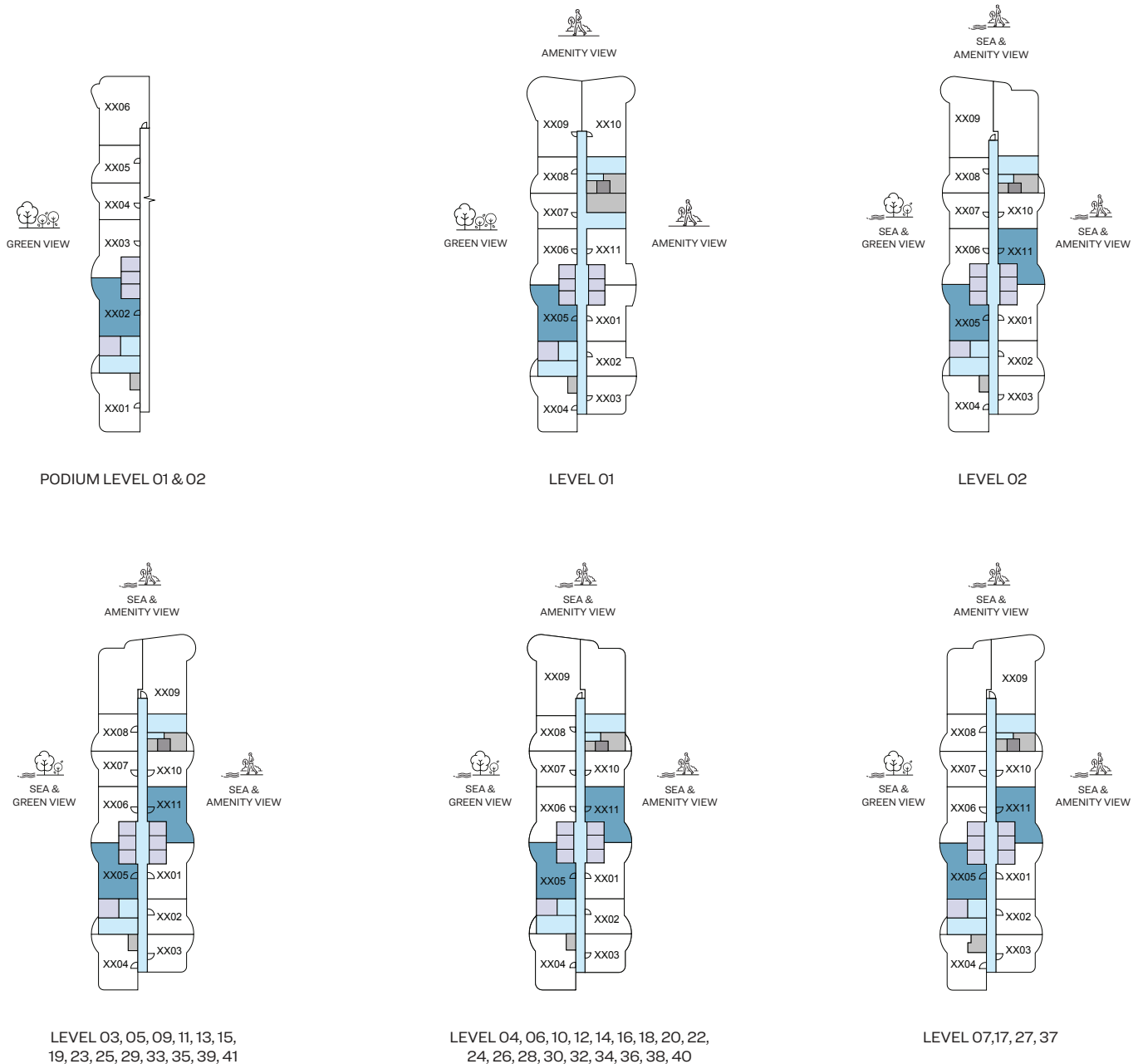
SUITE RANGE = 634.10 - 643.68 SQ.FT.
BALCONY RANGE = 97.74 - 97.84 SQ.FT.
TOTAL RANGE = 731.84 - 741.42 SQ.FT.

SOBHA AQUAMONT

TOWER A



UNIT



List of unit numbers with this unit plan:

VIEWS

Green View

A-P102, A-P202, A-105

Sea & Amenity View

A-211, A-311, A-411, A-511, A-611, A-711, A-811, A-911, A-1011, A-1111, A-1211, A-1311, A-1411, A-1511, A-1611, A-1711, A-1811, A-1911, A-2011, A-2111, A-2211, A-2311, A-2411, A-2511, A-2611, A-2711, A-2811, A-2911, A-3011, A-3111, A-3211, A-3311, A-3411, A-3511, A-3611, A-3711, A-3811, A-3911, A-4011, A-4111, A-4211

Sea & Green View

A-205, A-305, A-405, A-505, A-605, A-705, A-805, A-905, A-1005, A-1105, A-1205, A-1305, A-1405, A-1505, A-1605, A-1705, A-1805, A-1905, A-2005, A-2105, A-2205, A-2305, A-2405, A-2505, A-2605, A-2705, A-2805, A-2905, A-3005, A-3105, A-3205, A-3305, A-3405, A-3505, A-3605, A-3705, A-3805, A-3905, A-4005, A-4105, A-4205

2 BEDROOM APARTMENT TYPE B (with balcony)

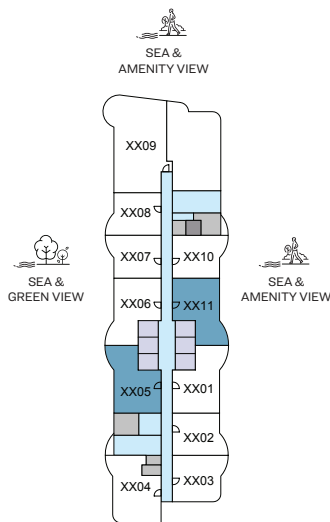
TOTAL SALEABLE AREA

SUITE RANGE = 634.10 - 643.68 SQ.FT.
BALCONY RANGE = 97.74 - 97.84 SQ.FT.
TOTAL RANGE = 731.84 - 741.42 SQ.FT.

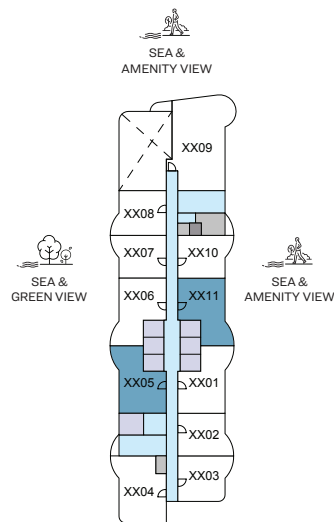
SOBHA AQUAMONT TOWER A



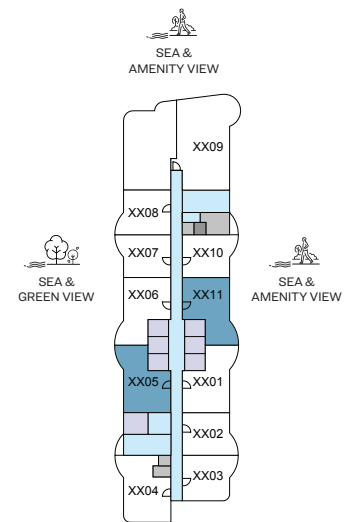
UNIT



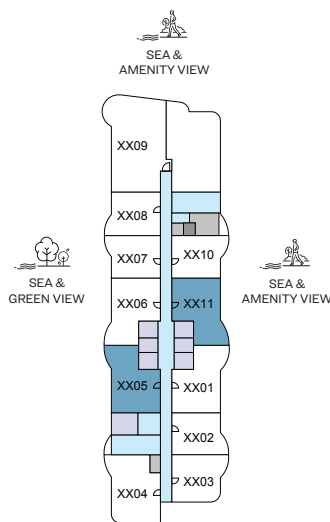
LEVEL 08



LEVEL 21



LEVEL 31



LEVEL 42

List of unit numbers with this unit plan:

VIEWS

Green View

A-P102, A-P202, A-105

Sea & Amenity View

A-211, A-311, A-411, A-511, A-611, A-711, A-811, A-911, A-1011, A-1111, A-1211, A-1311, A-1411, A-1511, A-1611, A-1711, A-1811, A-1911, A-2011, A-2111, A-2211, A-2311, A-2411, A-2511, A-2611, A-2711, A-2811, A-2911, A-3011, A-3111, A-3211, A-3311, A-3411, A-3511, A-3611, A-3711, A-3811, A-3911, A-4011, A-4111, A-4211

Sea & Green View

A-205, A-305, A-405, A-505, A-605, A-705, A-805, A-905, A-1005, A-1105, A-1205, A-1305, A-1405, A-1505, A-1605, A-1705, A-1805, A-1905, A-2005, A-2105, A-2205, A-2305, A-2405, A-2505, A-2605, A-2705, A-2805, A-2905, A-3005, A-3105, A-3205, A-3305, A-3405, A-3505, A-3605, A-3705, A-3805, A-3905, A-4005, A-4105, A-4205

2 BEDROOM APARTMENT TYPE B (with balcony)

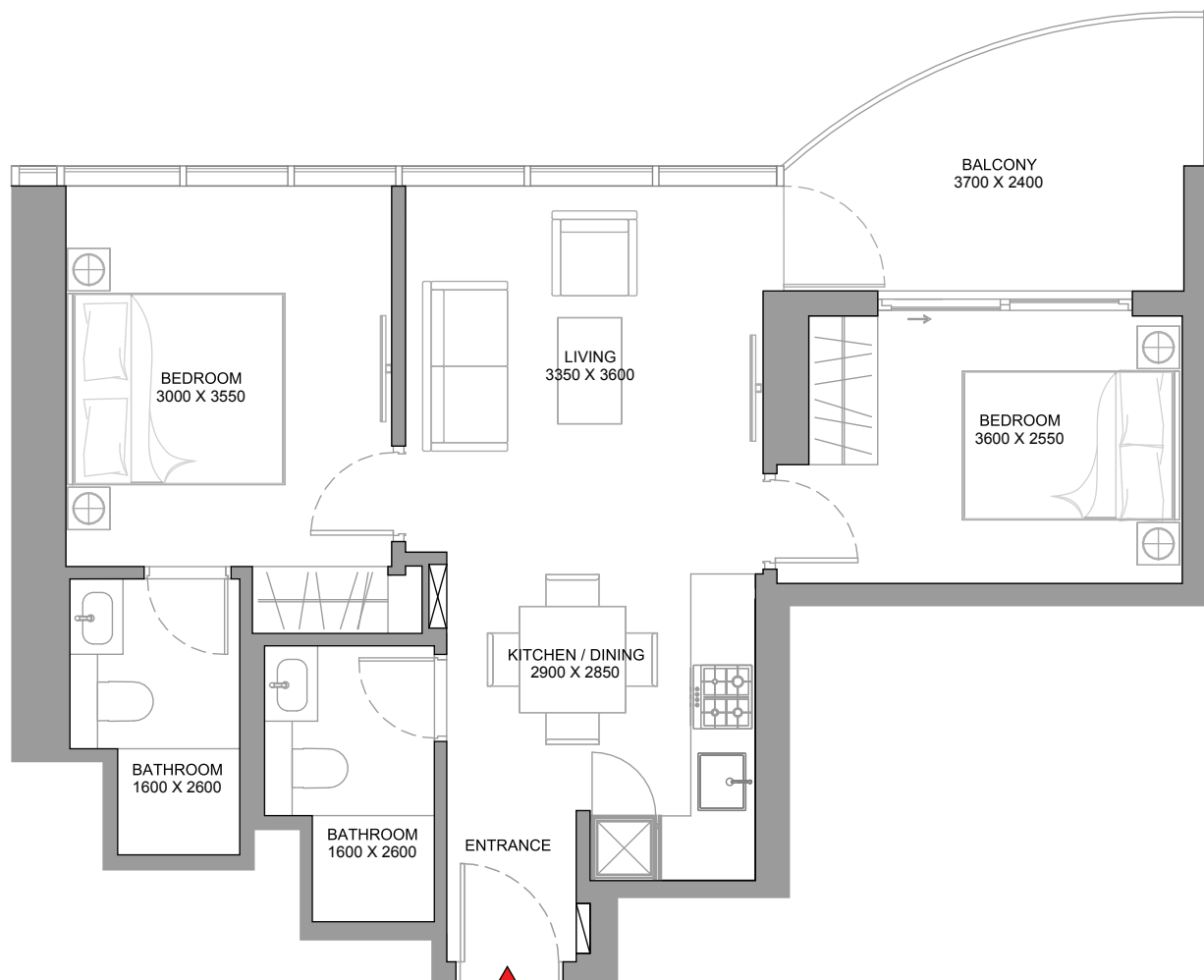
TOTAL SALEABLE AREA

SUITE RANGE = 634.10 - 643.68 SQ.FT.

BALCONY RANGE = 97.74 - 97.84 SQ.FT.

TOTAL RANGE = 731.84 - 741.42 SQ.FT.

SOBHA AQUAMONT TOWER A



List of unit numbers with this unit plan:

VIEWS

Green View

A-P102, A-P202, A-105

Sea & Amenity View

A-211, A-311, A-411, A-511, A-611, A-711, A-811, A-911, A-1011, A-1111, A-1211, A-1311, A-1411, A-1511, A-1611, A-1711, A-1811, A-1911, A-2011, A-2111, A-2211, A-2311, A-2411, A-2511, A-2611, A-2711, A-2811, A-2911, A-3011, A-3111, A-3211, A-3311, A-3411, A-3511, A-3611, A-3711, A-3811, A-3911, A-4011, A-4111, A-4211

Sea & Green View

A-205, A-305, A-405, A-505, A-605, A-705, A-805, A-905, A-1005, A-1105, A-1205, A-1305, A-1405, A-1505, A-1605, A-1705, A-1805, A-1905, A-2005, A-2105, A-2205, A-2305, A-2405, A-2505, A-2605, A-2705, A-2805, A-2905, A-3005, A-3105, A-3205, A-3305, A-3405, A-3505, A-3605, A-3705, A-3805, A-3905, A-4005, A-4105, A-4205

DISCLAIMER: 1. ALL DIMENSIONS ARE IN METRIC, MEASURED TO WALL. 2. ALL DIMENSIONS & DRAWINGS ARE APPROXIMATE. 3. ACTUAL AREA MAY VARY FROM THE STATED AREA. 4. DRAWING ARE NOT TO SCALE. 5. LAYOUT REPRESENTATION AND IMAGES ARE FOR ILLUSTRATIVE PURPOSES ONLY AND MAY NOT REPRESENT THE ACTUAL SIZE, FEATURES, SPECIFICATIONS FOR KITCHEN FIXTURES, APPLIANCES, FITTINGS, FURNITURE OR FURNISHINGS AND FACADE. ACTUAL PRODUCTS AND DETAILS MAY VARY. 6. THE DEVELOPER RESERVES THE RIGHT TO MAKE REVISIONS/ ALTERATIONS, AT ITS ABSOLUTE DISCRETION, WITHOUT PRIOR INTIMATION OR ANY LIABILITY WHATSOEVER.

DOWNTOWN | SOBHA
UMM AL QUWAIN | REALTY

2 BEDROOM APARTMENT TYPE B - VARIANT 1 (with balcony)

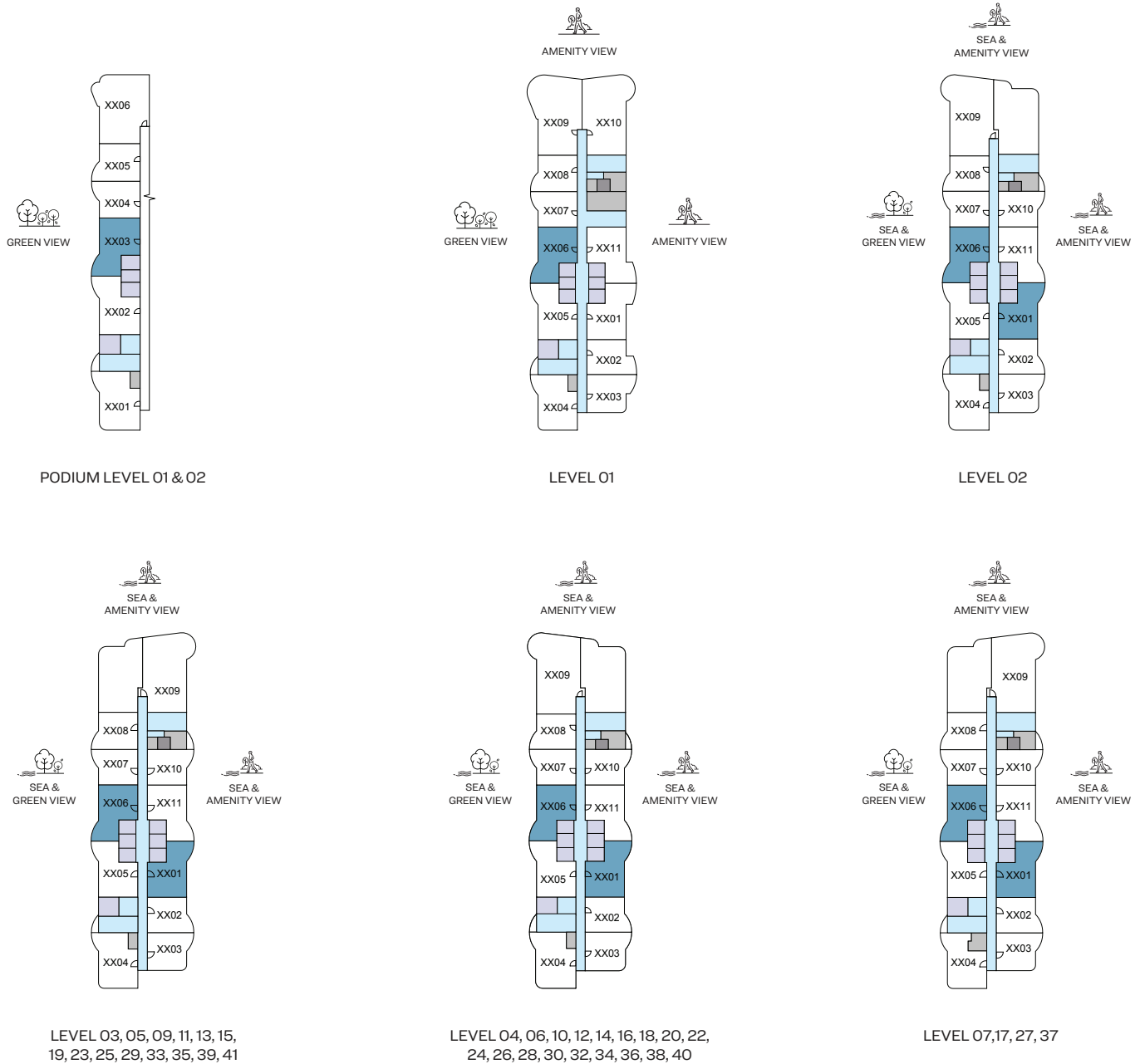
TOTAL SALEABLE AREA

SUITE RANGE = 634.10 - 638.62 SQ.FT.
BALCONY RANGE = 97.74 - 97.84 SQ.FT.
TOTAL RANGE = 731.84 - 736.36 SQ.FT.

SOBHA AQUAMONT TOWER A



UNIT



List of unit numbers with this unit plan:

VIEWS

Green View

A-P103, A-P203, A-106

Sea & Amenity View

A-201, A-301, A-401, A-501, A-601, A-701, A-801, A-901, A-1001, A-1101, A-1201, A-1301, A-1401, A-1501, A-1601, A-1701, A-1801, A-1901, A-2001, A-2101, A-2201, A-2301, A-2401, A-2501, A-2601, A-2701, A-2801, A-2901, A-3001, A-3101, A-3201, A-3301, A-3401, A-3501, A-3601, A-3701, A-3801, A-3901, A-4001, A-4101, A-4201

Sea & Green View

A-206, A-306, A-406, A-506, A-606, A-706, A-806, A-906, A-1006, A-1106, A-1206, A-1306, A-1406, A-1506, A-1606, A-1706, A-1806, A-1906, A-2006, A-2106, A-2206, A-2306, A-2406, A-2506, A-2606, A-2706, A-2806, A-2906, A-3006, A-3106, A-3206, A-3306, A-3406, A-3506, A-3606, A-3706, A-3806, A-3906, A-4006, A-4106, A-4206

2 BEDROOM APARTMENT TYPE B - VARIANT 1 (with balcony)

TOTAL SALEABLE AREA

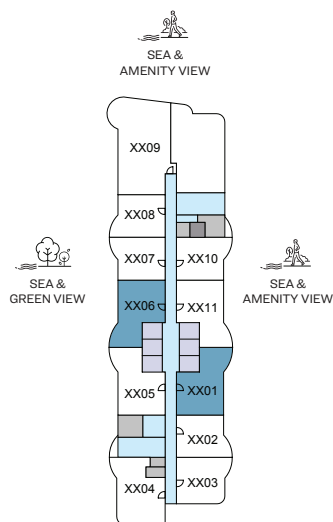
SUITE RANGE = 634.10 - 638.62 SQ.FT.
BALCONY RANGE = 97.74 - 97.84 SQ.FT.
TOTAL RANGE = 731.84 - 736.36 SQ.FT.

SOBHA AQUAMONT

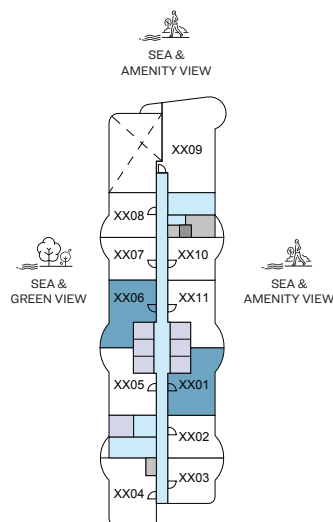
TOWER A



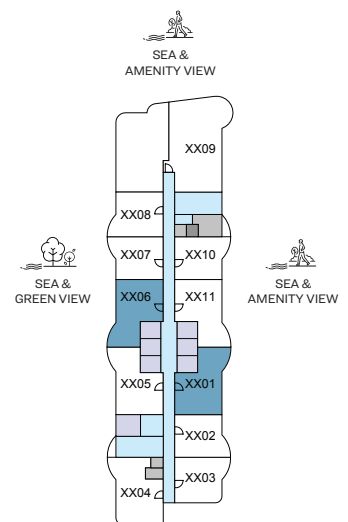
UNIT



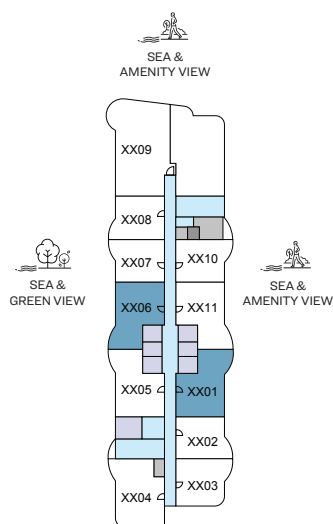
LEVEL 08



LEVEL 21



LEVEL 31



LEVEL 42

List of unit numbers with this unit plan:

VIEWS

Green View

A-P103, A-P203, A-106

Sea & Amenity View

A-201, A-301, A-401, A-501, A-601, A-701, A-801, A-901, A-1001, A-1101, A-1201, A-1301, A-1401, A-1501, A-1601, A-1701, A-1801, A-1901, A-2001, A-2101, A-2201, A-2301, A-2401, A-2501, A-2601, A-2701, A-2801, A-2901, A-3001, A-3101, A-3201, A-3301, A-3401, A-3501, A-3601, A-3701, A-3801, A-3901, A-4001, A-4101, A-4201

Sea & Green View

A-206, A-306, A-406, A-506, A-606, A-706, A-806, A-906, A-1006, A-1106, A-1206, A-1306, A-1406, A-1506, A-1606, A-1706, A-1806, A-1906, A-2006, A-2106, A-2206, A-2306, A-2406, A-2506, A-2606, A-2706, A-2806, A-2906, A-3006, A-3106, A-3206, A-3306, A-3406, A-3506, A-3606, A-3706, A-3806, A-3906, A-4006, A-4106, A-4206

2 BEDROOM APARTMENT TYPE B - VARIANT 1 (with balcony)

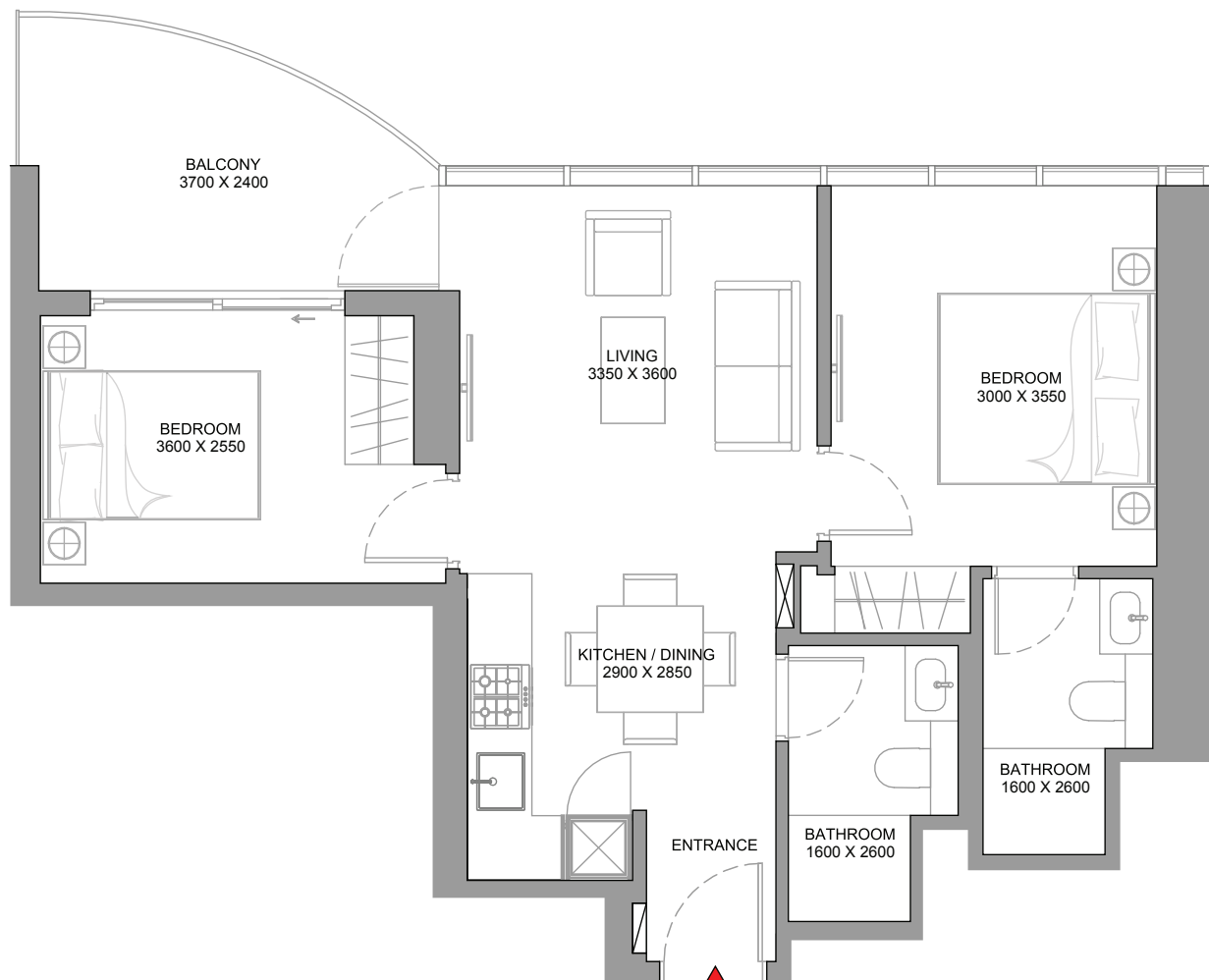
TOTAL SALEABLE AREA

SUITE RANGE = 634.10 - 638.62 SQ.FT.

BALCONY RANGE = 97.74 - 97.84 SQ.FT.

TOTAL RANGE = 731.84 - 736.36 SQ.FT.

SOBHA AQUAMONT TOWER A



List of unit numbers with this unit plan:

VIEWS

Green View

A-P103, A-P203, A-106

Sea & Amenity View

A-201, A-301, A-401, A-501, A-601, A-701, A-801, A-901, A-1001, A-1101, A-1201, A-1301, A-1401, A-1501, A-1601, A-1701, A-1801, A-1901, A-2001, A-2101, A-2201, A-2301, A-2401, A-2501, A-2601, A-2701, A-2801, A-2901, A-3001, A-3101, A-3201, A-3301, A-3401, A-3501, A-3601, A-3701, A-3801, A-3901, A-4001, A-4101, A-4201

Sea & Green View

A-206, A-306, A-406, A-506, A-606, A-706, A-806, A-906, A-1006, A-1106, A-1206, A-1306, A-1406, A-1506, A-1606, A-1706, A-1806, A-1906, A-2006, A-2106, A-2206, A-2306, A-2406, A-2506, A-2606, A-2706, A-2806, A-2906, A-3006, A-3106, A-3206, A-3306, A-3406, A-3506, A-3606, A-3706, A-3806, A-3906, A-4006, A-4106, A-4206

DISCLAIMER: 1. ALL DIMENSIONS ARE IN METRIC, MEASURED TO WALL. 2. ALL DIMENSIONS & DRAWINGS ARE APPROXIMATE. 3. ACTUAL AREA MAY VARY FROM THE STATED AREA. 4. DRAWING ARE NOT TO SCALE. 5. LAYOUT REPRESENTATION AND IMAGES ARE FOR ILLUSTRATIVE PURPOSES ONLY AND MAY NOT REPRESENT THE ACTUAL SIZE, FEATURES, SPECIFICATIONS FOR KITCHEN FIXTURES, APPLIANCES, FITTINGS, FURNITURE OR FURNISHINGS AND FACADE. ACTUAL PRODUCTS AND DETAILS MAY VARY. 6. THE DEVELOPER RESERVES THE RIGHT TO MAKE REVISIONS/ ALTERATIONS, AT ITS ABSOLUTE DISCRETION, WITHOUT PRIOR INTIMATION OR ANY LIABILITY WHATSOEVER.

DOWNTOWN | SOBHA
UMM AL QUWAIN REALTY

2 BEDROOM APARTMENT TYPE C (with balcony)

TOTAL SALEABLE AREA

SUITE = 1,094.37 SQ.FT.

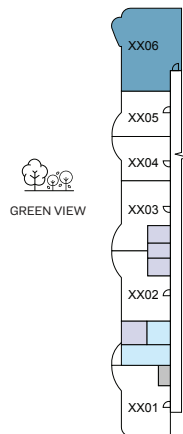
BALCONY = 53.07 SQ.FT.

TOTAL = 1,147.43 SQ.FT.

SOBHA AQUAMONT TOWER A



UNIT



PODIUM LEVEL 01 & 02

List of unit numbers with this unit plan:

VIEWS

Green View

A-P106, A-P206

DISCLAIMER: 1. ALL DIMENSIONS ARE IN METRIC, MEASURED TO WALL. 2. ALL DIMENSIONS & DRAWINGS ARE APPROXIMATE. 3. ACTUAL AREA MAY VARY FROM THE STATED AREA. 4. DRAWING ARE NOT TO SCALE. 5. LAYOUT REPRESENTATION AND IMAGES ARE FOR ILLUSTRATIVE PURPOSES ONLY AND MAY NOT REPRESENT THE ACTUAL SIZE, FEATURES, SPECIFICATIONS FOR KITCHEN FIXTURES, APPLIANCES, FITTINGS, FURNITURE OR FURNISHINGS AND FACADE. ACTUAL PRODUCTS AND DETAILS MAY VARY. 6. THE DEVELOPER RESERVES THE RIGHT TO MAKE REVISIONS/ ALTERATIONS, AT ITS ABSOLUTE DISCRETION, WITHOUT PRIOR INTIMATION OR ANY LIABILITY WHATSOEVER.

DOWNTOWN | SOBHA
UMM AL QUWAIN | REALTY

2 BEDROOM APARTMENT TYPE C (with balcony)

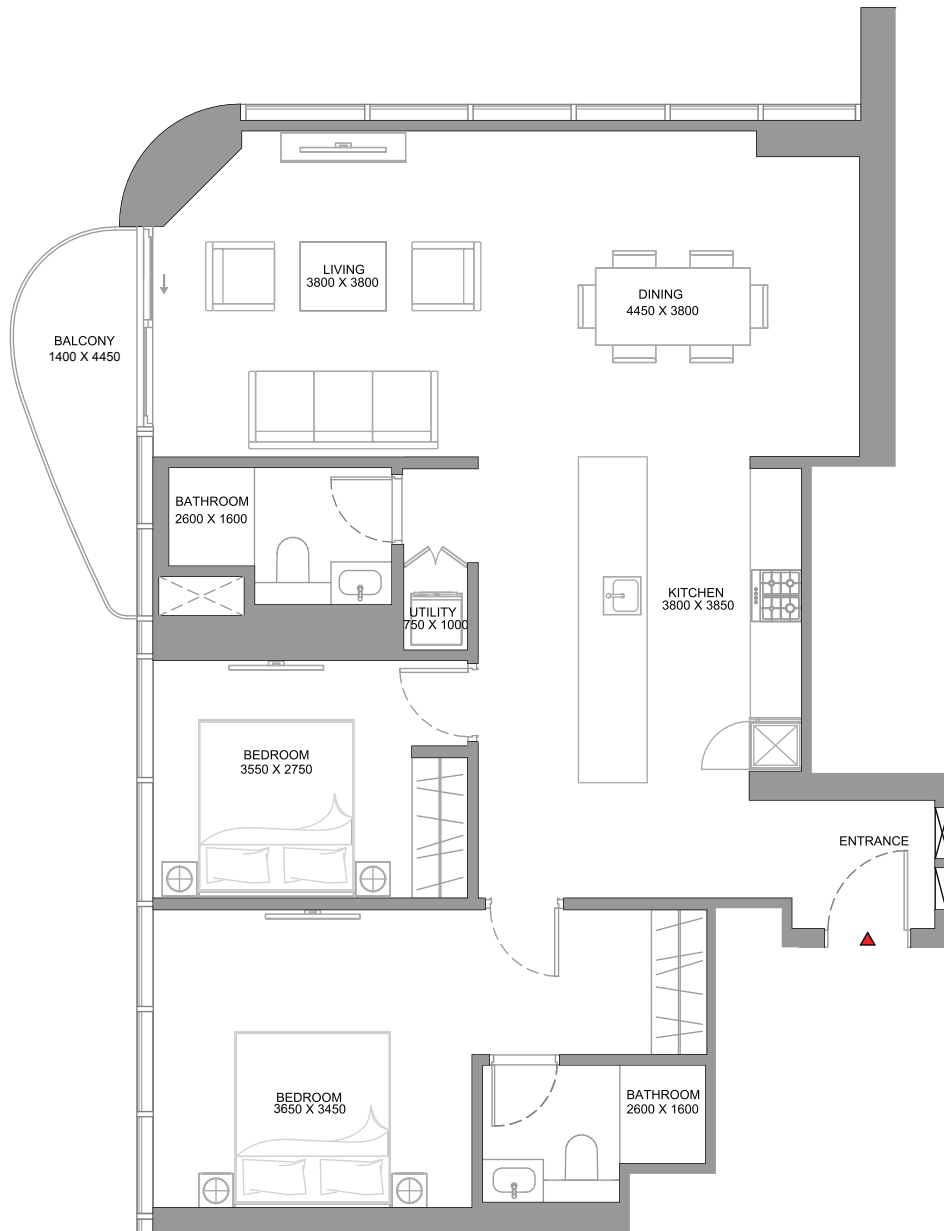
TOTAL SALEABLE AREA

SUITE = 1,094.37 SQ.FT.

BALCONY = 53.07 SQ.FT.

TOTAL = 1,147.43 SQ.FT.

SOBHA AQUAMONT TOWER A



List of unit numbers with this unit plan:

VIEWS

Green View

A-P106, A-P206

DISCLAIMER: 1. ALL DIMENSIONS ARE IN METRIC, MEASURED TO WALL. 2. ALL DIMENSIONS & DRAWINGS ARE APPROXIMATE. 3. ACTUAL AREA MAY VARY FROM THE STATED AREA. 4. DRAWING ARE NOT TO SCALE. 5. LAYOUT REPRESENTATION AND IMAGES ARE FOR ILLUSTRATIVE PURPOSES ONLY AND MAY NOT REPRESENT THE ACTUAL SIZE, FEATURES, SPECIFICATIONS FOR KITCHEN FIXTURES, APPLIANCES, FITTINGS, FURNITURE OR FURNISHINGS AND FACADE. ACTUAL PRODUCTS AND DETAILS MAY VARY. 6. THE DEVELOPER RESERVES THE RIGHT TO MAKE REVISIONS/ ALTERATIONS, AT ITS ABSOLUTE DISCRETION, WITHOUT PRIOR INTIMATION OR ANY LIABILITY WHATSOEVER.

DOWNTOWN | SOBHA
UMM AL QUWAIN | REALTY

2 BEDROOM APARTMENT TYPE D (with yard)

TOTAL SALEABLE AREA

SUITE = 634.32 SQ.FT.

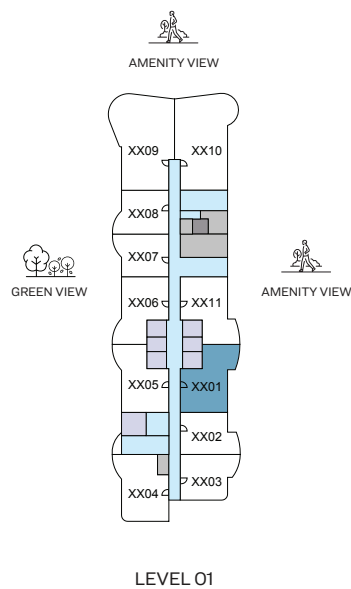
YARD = 127.88 SQ.FT.

TOTAL = 762.19 SQ.FT.

SOBHA AQUAMONT TOWER A



UNIT



List of unit numbers with this unit plan:

VIEWS

Amenity View

A-101

DISCLAIMER: 1. ALL DIMENSIONS ARE IN METRIC, MEASURED TO WALL. 2. ALL DIMENSIONS & DRAWINGS ARE APPROXIMATE. 3. ACTUAL AREA MAY VARY FROM THE STATED AREA. 4. DRAWING ARE NOT TO SCALE. 5. LAYOUT REPRESENTATION AND IMAGES ARE FOR ILLUSTRATIVE PURPOSES ONLY AND MAY NOT REPRESENT THE ACTUAL SIZE, FEATURES, SPECIFICATIONS FOR KITCHEN FIXTURES, APPLIANCES, FITTINGS, FURNITURE OR FURNISHINGS AND FACADE. ACTUAL PRODUCTS AND DETAILS MAY VARY. 6. THE DEVELOPER RESERVES THE RIGHT TO MAKE REVISIONS/ ALTERATIONS, AT ITS ABSOLUTE DISCRETION, WITHOUT PRIOR INTIMATION OR ANY LIABILITY WHATSOEVER.

DOWNTOWN | SOBHA
UMM AL QUWAIN | REALTY

2 BEDROOM APARTMENT TYPE D (with yard)

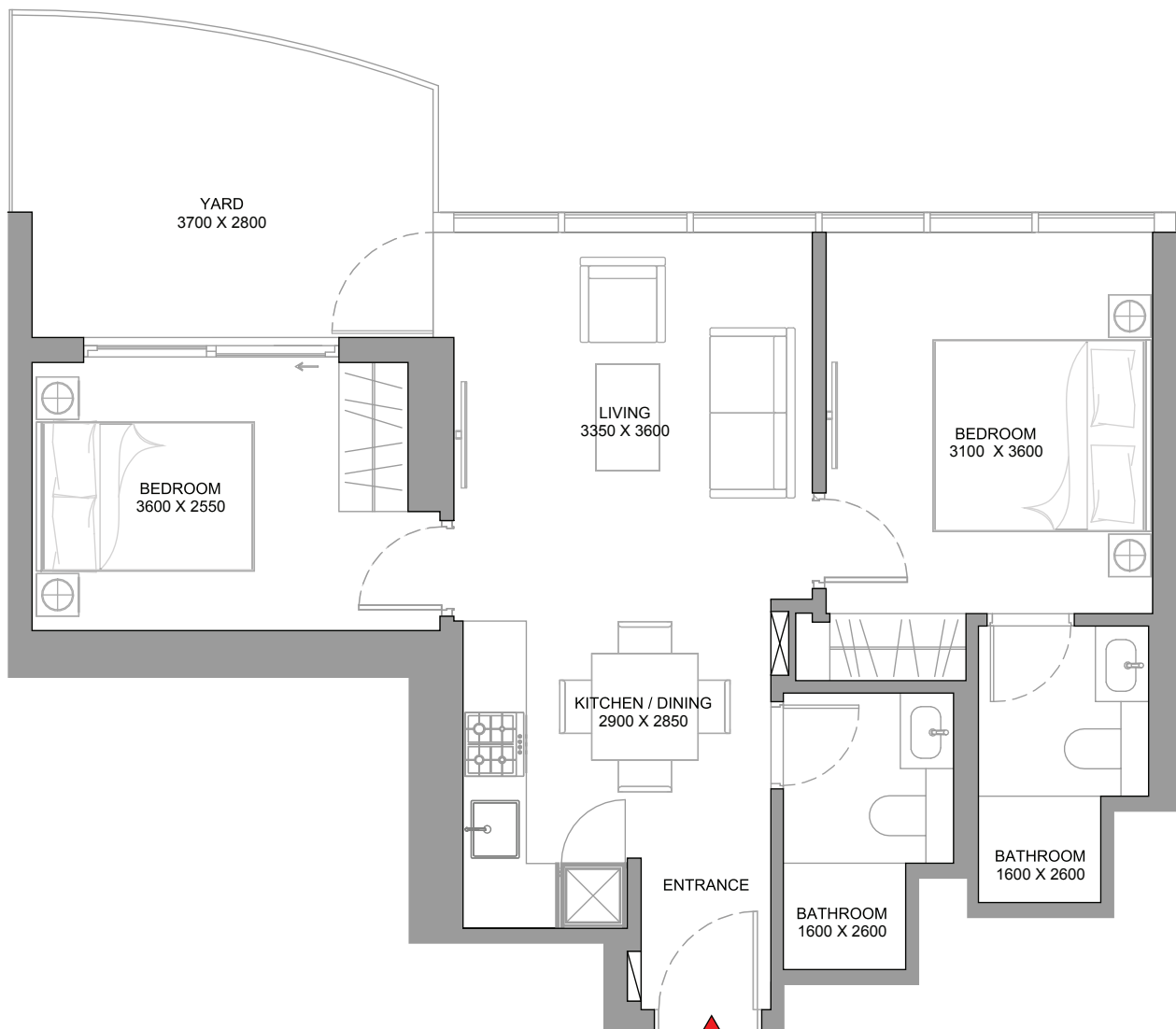
TOTAL SALEABLE AREA

SUITE = 634.32 SQ.FT.

YARD = 127.88 SQ.FT.

TOTAL = 762.19 SQ.FT.

SOBHA AQUAMONT TOWER A



List of unit numbers with this unit plan:

VIEWS

Amenity View

A-101

DISCLAIMER: 1. ALL DIMENSIONS ARE IN METRIC, MEASURED TO WALL. 2. ALL DIMENSIONS & DRAWINGS ARE APPROXIMATE. 3. ACTUAL AREA MAY VARY FROM THE STATED AREA. 4. DRAWING ARE NOT TO SCALE. 5. LAYOUT REPRESENTATION AND IMAGES ARE FOR ILLUSTRATIVE PURPOSES ONLY AND MAY NOT REPRESENT THE ACTUAL SIZE, FEATURES, SPECIFICATIONS FOR KITCHEN FIXTURES, APPLIANCES, FITTINGS, FURNITURE OR FURNISHINGS AND FACADE. ACTUAL PRODUCTS AND DETAILS MAY VARY. 6. THE DEVELOPER RESERVES THE RIGHT TO MAKE REVISIONS/ ALTERATIONS, AT ITS ABSOLUTE DISCRETION, WITHOUT PRIOR INTIMATION OR ANY LIABILITY WHATSOEVER.

DOWNTOWN | SOBHA
UMM AL QUWAIN REALTY

2 BEDROOM APARTMENT TYPE D - VARIANT 1 (with yard)

TOTAL SALEABLE AREA

SUITE = 634.21 SQ.FT.

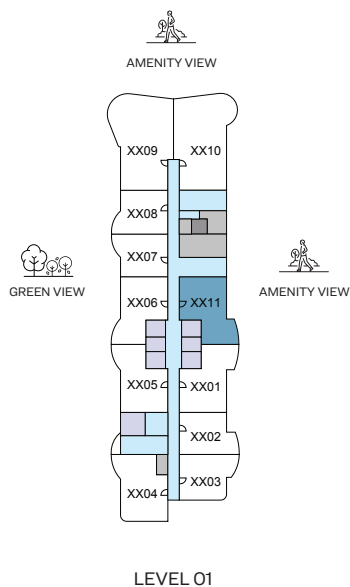
YARD = 127.88 SQ.FT.

TOTAL = 762.08 SQ.FT.

SOBHA AQUAMONT TOWER A



UNIT



List of unit numbers with this unit plan:

VIEWS

Amenity View

A-111

DISCLAIMER: 1. ALL DIMENSIONS ARE IN METRIC, MEASURED TO WALL. 2. ALL DIMENSIONS & DRAWINGS ARE APPROXIMATE. 3. ACTUAL AREA MAY VARY FROM THE STATED AREA. 4. DRAWING ARE NOT TO SCALE. 5. LAYOUT REPRESENTATION AND IMAGES ARE FOR ILLUSTRATIVE PURPOSES ONLY AND MAY NOT REPRESENT THE ACTUAL SIZE, FEATURES, SPECIFICATIONS FOR KITCHEN FIXTURES, APPLIANCES, FITTINGS, FURNITURE OR FURNISHINGS AND FACADE. ACTUAL PRODUCTS AND DETAILS MAY VARY. 6. THE DEVELOPER RESERVES THE RIGHT TO MAKE REVISIONS/ ALTERATIONS, AT ITS ABSOLUTE DISCRETION, WITHOUT PRIOR INTIMATION OR ANY LIABILITY WHATSOEVER.

DOWNTOWN | SOBHA
UMM AL QUWAIN | REALTY

2 BEDROOM APARTMENT TYPE D - VARIANT 1 (with yard)

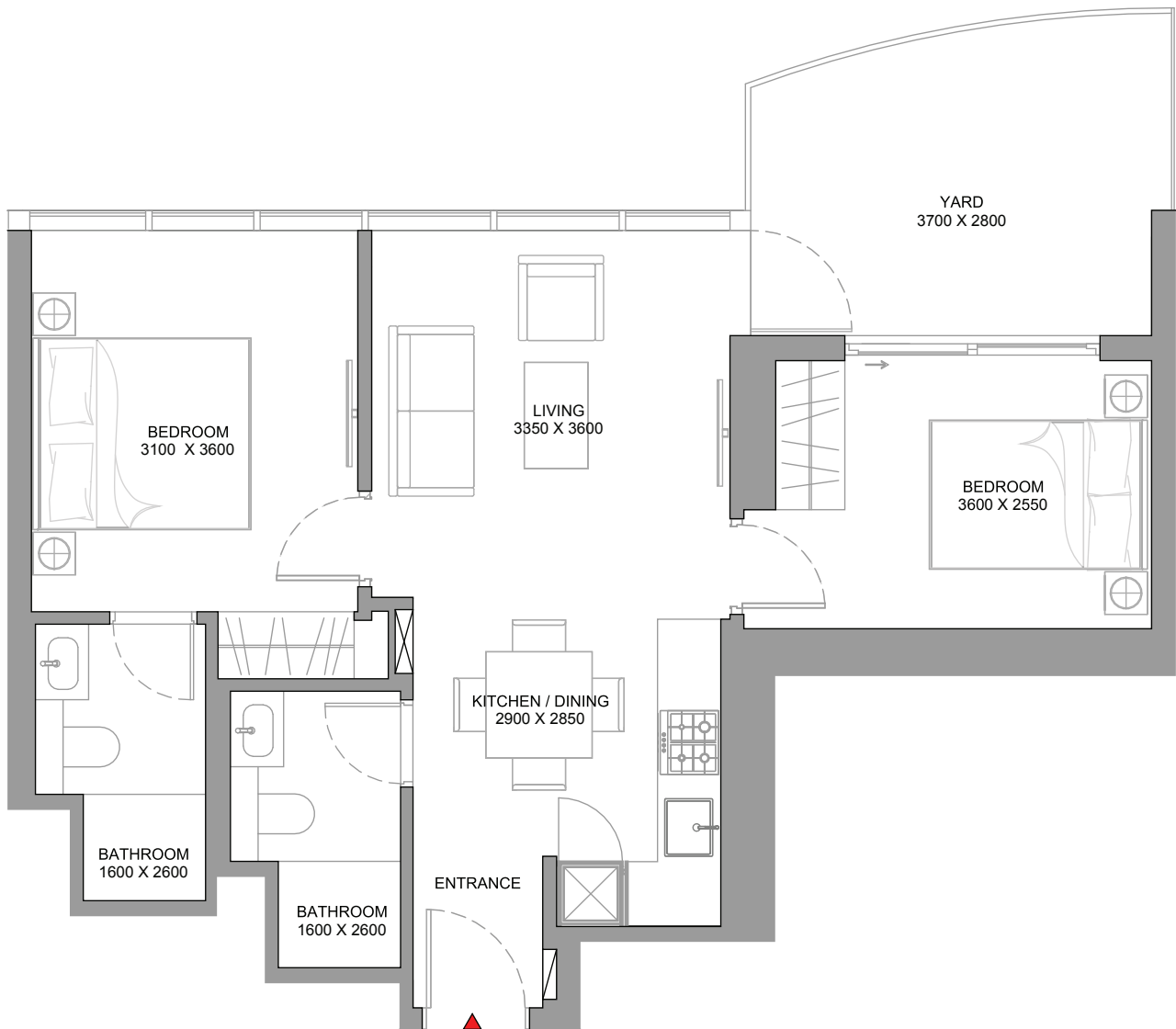
TOTAL SALEABLE AREA

SUITE = 634.21 SQ.FT.

YARD = 127.88 SQ.FT.

TOTAL = 762.08 SQ.FT.

SOBHA AQUAMONT TOWER A



List of unit numbers with this unit plan:

VIEWS

Amenity View

A-111

DISCLAIMER: 1. ALL DIMENSIONS ARE IN METRIC, MEASURED TO WALL. 2. ALL DIMENSIONS & DRAWINGS ARE APPROXIMATE. 3. ACTUAL AREA MAY VARY FROM THE STATED AREA. 4. DRAWING ARE NOT TO SCALE. 5. LAYOUT REPRESENTATION AND IMAGES ARE FOR ILLUSTRATIVE PURPOSES ONLY AND MAY NOT REPRESENT THE ACTUAL SIZE, FEATURES, SPECIFICATIONS FOR KITCHEN FIXTURES, APPLIANCES, FITTINGS, FURNITURE OR FURNISHINGS AND FACADE. ACTUAL PRODUCTS AND DETAILS MAY VARY. 6. THE DEVELOPER RESERVES THE RIGHT TO MAKE REVISIONS/ ALTERATIONS, AT ITS ABSOLUTE DISCRETION, WITHOUT PRIOR INTIMATION OR ANY LIABILITY WHATSOEVER.

DOWNTOWN | SOBHA
UMM AL QUWAIN | REALTY

2 BEDROOM APARTMENT TYPE E (with balcony)

TOTAL SALEABLE AREA

SUITE = 1,054.32 SQ.FT.

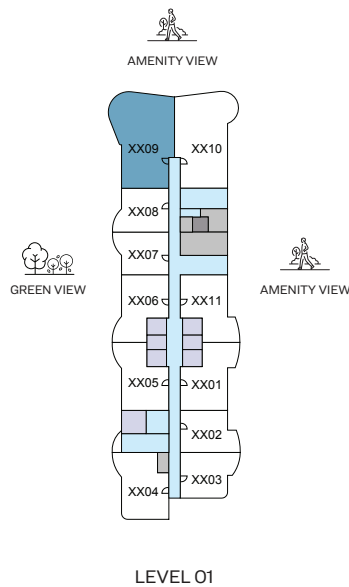
YARD = 343.48 SQ.FT.

TOTAL = 1,397.80 SQ.FT.

SOBHA AQUAMONT TOWER A



UNIT



List of unit numbers with this unit plan:

VIEWS

Green & Amenity View

A-109

2 BEDROOM APARTMENT TYPE E (with balcony)

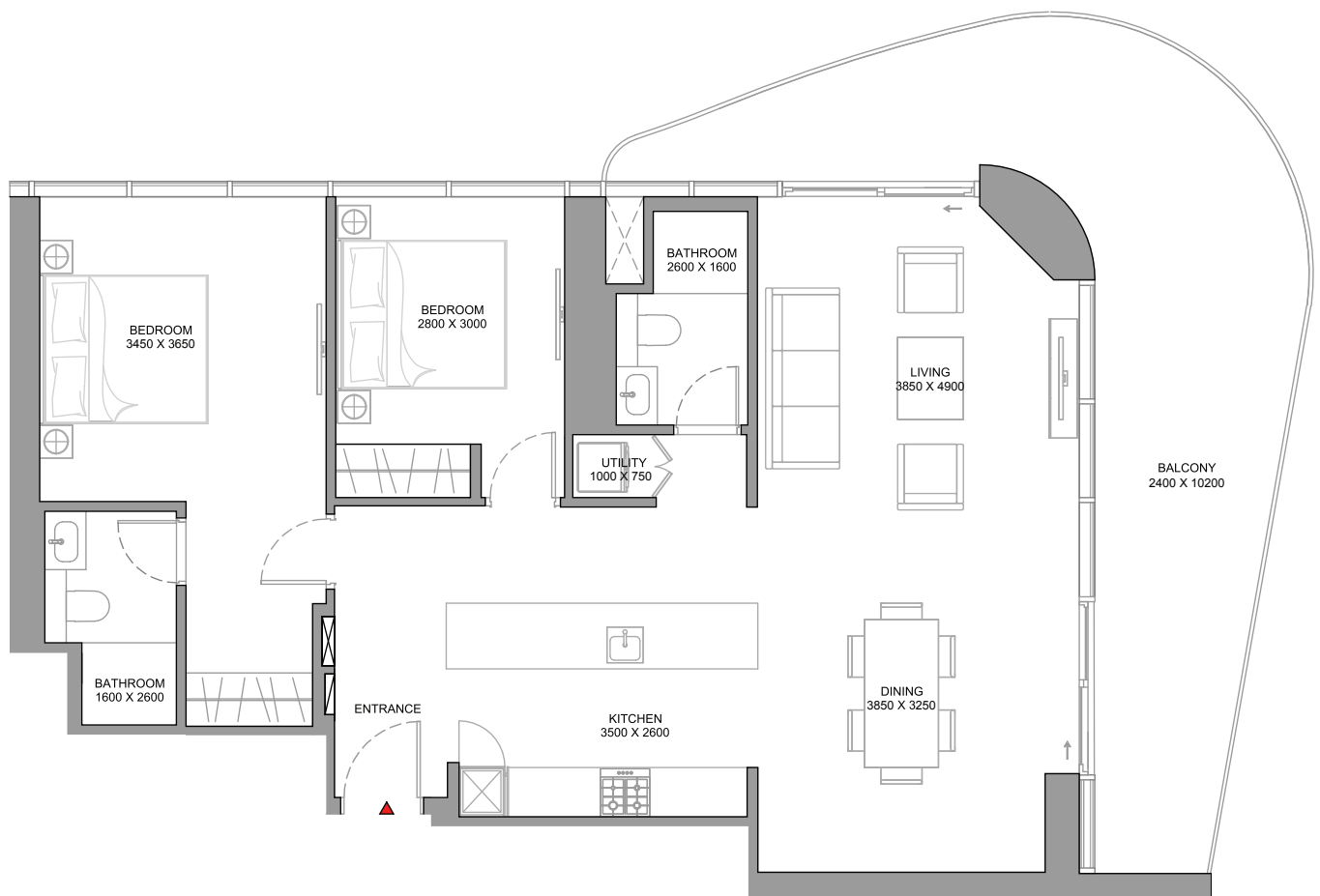
TOTAL SALEABLE AREA

SUITE = 1,054.32 SQ.FT.

YARD = 343.48 SQ.FT.

TOTAL = 1,397.80 SQ.FT.

SOBHA AQUAMONT TOWER A



List of unit numbers with this unit plan:

VIEWS

Green & Amenity View

A-109

DISCLAIMER: 1. ALL DIMENSIONS ARE IN METRIC, MEASURED TO WALL. 2. ALL DIMENSIONS & DRAWINGS ARE APPROXIMATE. 3. ACTUAL AREA MAY VARY FROM THE STATED AREA. 4. DRAWING ARE NOT TO SCALE. 5. LAYOUT REPRESENTATION AND IMAGES ARE FOR ILLUSTRATIVE PURPOSES ONLY AND MAY NOT REPRESENT THE ACTUAL SIZE, FEATURES, SPECIFICATIONS FOR KITCHEN FIXTURES, APPLIANCES, FITTINGS, FURNITURE OR FURNISHINGS AND FACADE. ACTUAL PRODUCTS AND DETAILS MAY VARY. 6. THE DEVELOPER RESERVES THE RIGHT TO MAKE REVISIONS/ ALTERATIONS, AT ITS ABSOLUTE DISCRETION, WITHOUT PRIOR INTIMATION OR ANY LIABILITY WHATSOEVER.

DOWNTOWN | SOBHA
UMM AL QUWAIN REALTY

2 BEDROOM APARTMENT TYPE F (with balcony)

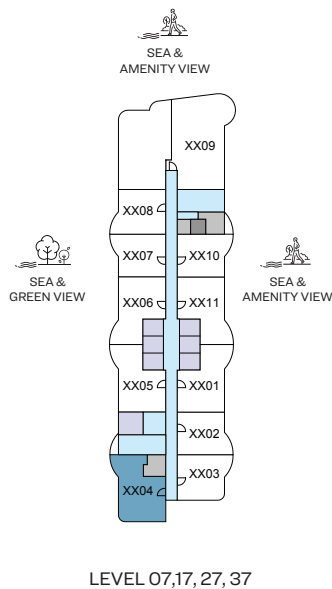
TOTAL SALEABLE AREA

SUITE = 643.57 SQ.FT.
YARD = 86.54 SQ.FT.
TOTAL = 730.12 SQ.FT.

SOBHA AQUAMONT TOWER A



UNIT



List of unit numbers with this unit plan:

VIEWS

Sea & Green View

A-704, A-1704, A-2704, A-3704

DISCLAIMER: 1. ALL DIMENSIONS ARE IN METRIC, MEASURED TO WALL. 2. ALL DIMENSIONS & DRAWINGS ARE APPROXIMATE. 3. ACTUAL AREA MAY VARY FROM THE STATED AREA. 4. DRAWING ARE NOT TO SCALE. 5. LAYOUT REPRESENTATION AND IMAGES ARE FOR ILLUSTRATIVE PURPOSES ONLY AND MAY NOT REPRESENT THE ACTUAL SIZE, FEATURES, SPECIFICATIONS FOR KITCHEN FIXTURES, APPLIANCES, FITTINGS, FURNITURE OR FURNISHINGS AND FACADE. ACTUAL PRODUCTS AND DETAILS MAY VARY. 6. THE DEVELOPER RESERVES THE RIGHT TO MAKE REVISIONS/ ALTERATIONS, AT ITS ABSOLUTE DISCRETION, WITHOUT PRIOR INTIMATION OR ANY LIABILITY WHATSOEVER.

DOWNTOWN | SOBHA
UMM AL QUWAIN | REALTY

2 BEDROOM APARTMENT TYPE F (with balcony)

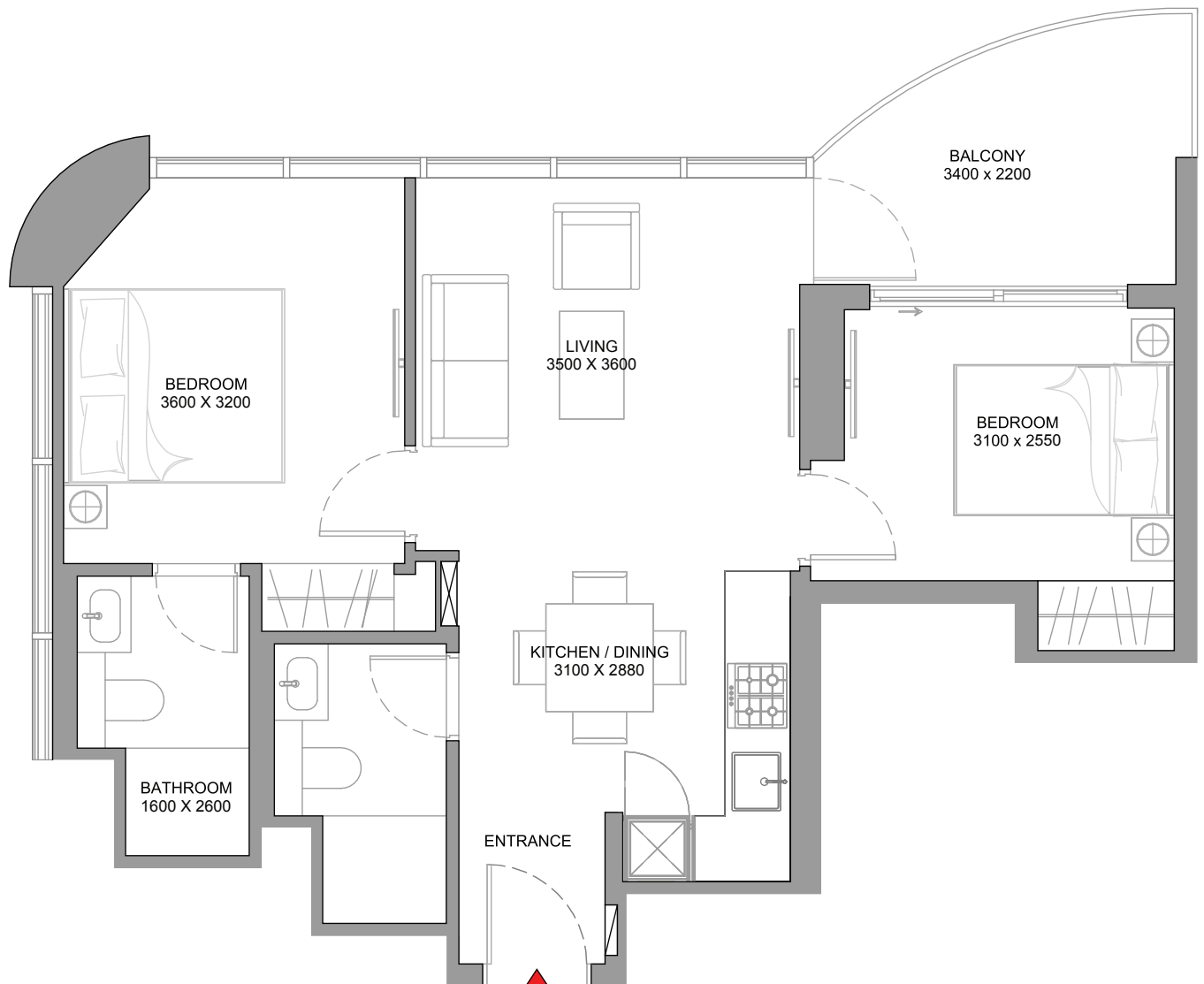
TOTAL SALEABLE AREA

SUITE = 643.57 SQ.FT.

YARD = 86.54 SQ.FT.

TOTAL = 730.12 SQ.FT.

SOBHA AQUAMONT TOWER A



List of unit numbers with this unit plan:

VIEWS

Sea & Green View

A-704, A-1704, A-2704, A-3704

DISCLAIMER: 1. ALL DIMENSIONS ARE IN METRIC, MEASURED TO WALL. 2. ALL DIMENSIONS & DRAWINGS ARE APPROXIMATE. 3. ACTUAL AREA MAY VARY FROM THE STATED AREA. 4. DRAWING ARE NOT TO SCALE. 5. LAYOUT REPRESENTATION AND IMAGES ARE FOR ILLUSTRATIVE PURPOSES ONLY AND MAY NOT REPRESENT THE ACTUAL SIZE, FEATURES, SPECIFICATIONS FOR KITCHEN FIXTURES, APPLIANCES, FITTINGS, FURNITURE OR FURNISHINGS AND FACADE. ACTUAL PRODUCTS AND DETAILS MAY VARY. 6. THE DEVELOPER RESERVES THE RIGHT TO MAKE REVISIONS/ ALTERATIONS, AT ITS ABSOLUTE DISCRETION, WITHOUT PRIOR INTIMATION OR ANY LIABILITY WHATSOEVER.

DOWNTOWN | SOBHA
UMM AL QUWAIN REALTY

2 BEDROOM APARTMENT TYPE G (with balcony)

TOTAL SALEABLE AREA

SUITE RANGE = 673.17 - 673.28 SQ.FT.

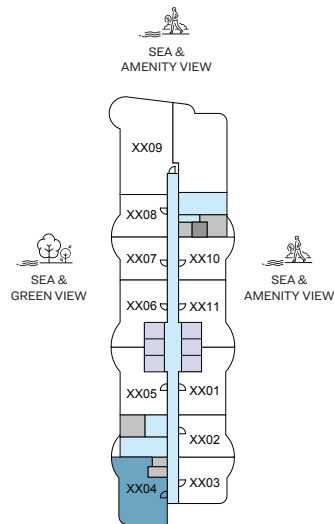
BALCONY = 86.54 SQ.FT.

TOTAL RANGE = 759.72 - 759.82 SQ.FT.

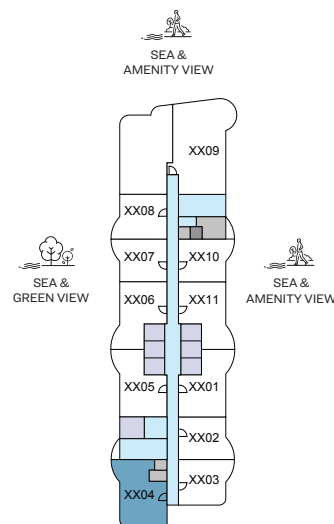
SOBHA AQUAMONT TOWER A



UNIT



LEVEL 08



LEVEL 31

List of unit numbers with this unit plan:

VIEWS

Sea & Green View

A-804, A-3104

DISCLAIMER: 1. ALL DIMENSIONS ARE IN METRIC, MEASURED TO WALL. 2. ALL DIMENSIONS & DRAWINGS ARE APPROXIMATE. 3. ACTUAL AREA MAY VARY FROM THE STATED AREA. 4. DRAWING ARE NOT TO SCALE. 5. LAYOUT REPRESENTATION AND IMAGES ARE FOR ILLUSTRATIVE PURPOSES ONLY AND MAY NOT REPRESENT THE ACTUAL SIZE, FEATURES, SPECIFICATIONS FOR KITCHEN FIXTURES, APPLIANCES, FITTINGS, FURNITURE OR FURNISHINGS AND FACADE. ACTUAL PRODUCTS AND DETAILS MAY VARY. 6. THE DEVELOPER RESERVES THE RIGHT TO MAKE REVISIONS/ ALTERATIONS, AT ITS ABSOLUTE DISCRETION, WITHOUT PRIOR INTIMATION OR ANY LIABILITY WHATSOEVER.

DOWNTOWN | SOBHA
UMM AL QUWAIN REALTY

2 BEDROOM APARTMENT TYPE G (with balcony)

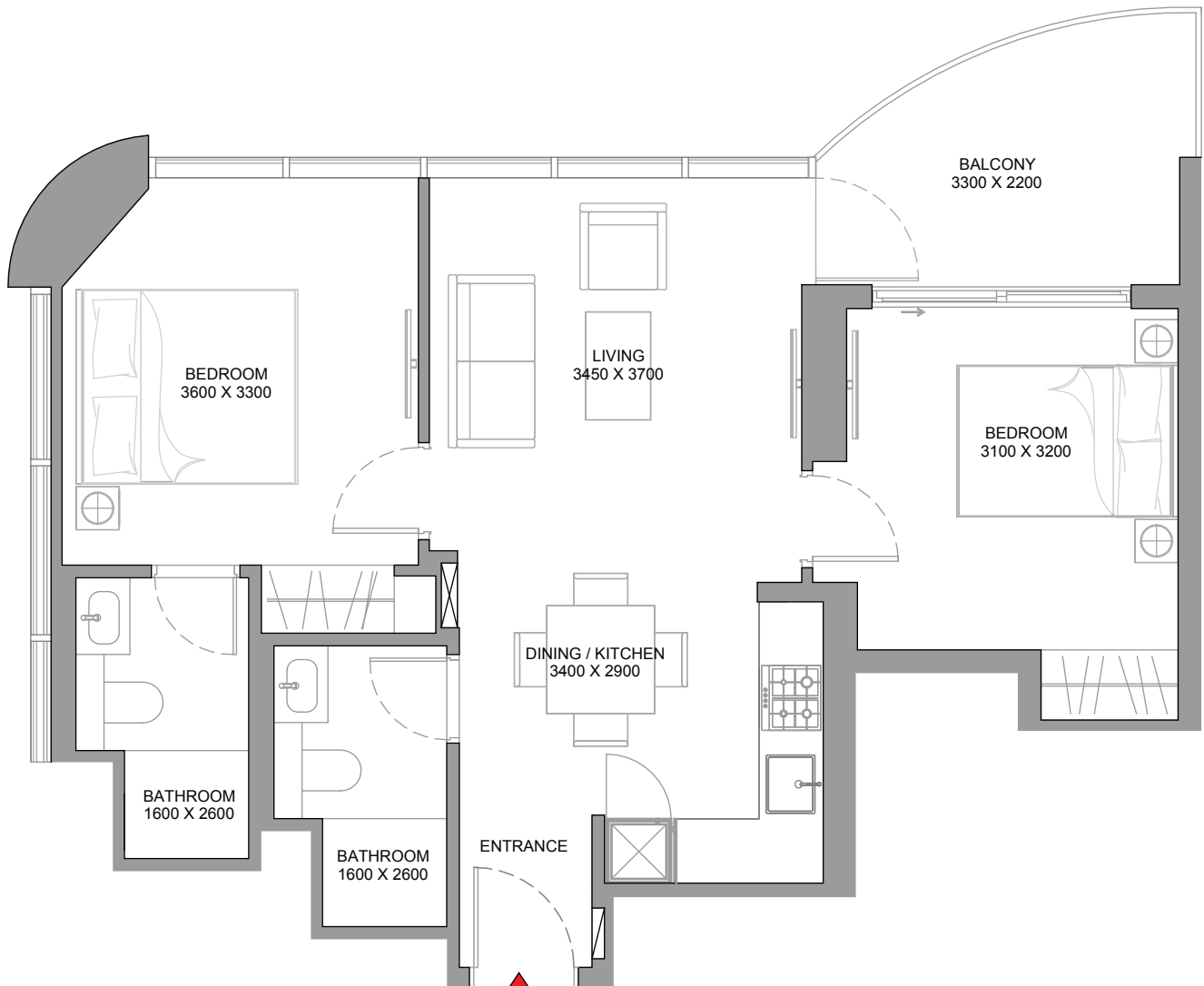
TOTAL SALEABLE AREA

SUITE RANGE = 673.17 - 673.28 SQ.FT.

BALCONY = 86.54 SQ.FT.

TOTAL RANGE = 759.72 - 759.82 SQ.FT.

SOBHA AQUAMONT TOWER A



List of unit numbers with this unit plan:

VIEWS

Sea & Green View

A-804, A-3104

DISCLAIMER: 1. ALL DIMENSIONS ARE IN METRIC, MEASURED TO WALL. 2. ALL DIMENSIONS & DRAWINGS ARE APPROXIMATE. 3. ACTUAL AREA MAY VARY FROM THE STATED AREA. 4. DRAWING ARE NOT TO SCALE. 5. LAYOUT REPRESENTATION AND IMAGES ARE FOR ILLUSTRATIVE PURPOSES ONLY AND MAY NOT REPRESENT THE ACTUAL SIZE, FEATURES, SPECIFICATIONS FOR KITCHEN FIXTURES, APPLIANCES, FITTINGS, FURNITURE OR FURNISHINGS AND FACADE. ACTUAL PRODUCTS AND DETAILS MAY VARY. 6. THE DEVELOPER RESERVES THE RIGHT TO MAKE REVISIONS/ ALTERATIONS, AT ITS ABSOLUTE DISCRETION, WITHOUT PRIOR INTIMATION OR ANY LIABILITY WHATSOEVER.

DOWNTOWN | SOBHA
UMM AL QUWAIN REALTY

2 BEDROOM APARTMENT TYPE H (with balcony)

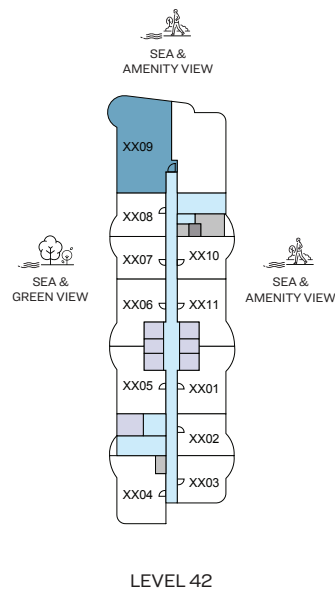
TOTAL SALEABLE AREA

SUITE = 1,094.37 SQ.FT.
BALCONY = 287.29 SQ.FT.
TOTAL = 1,381.65 SQ.FT.

SOBHA AQUAMONT TOWER A



UNIT



List of unit numbers with this unit plan:

VIEWS

Sea, Green & Amenity View
A-4209

DISCLAIMER: 1. ALL DIMENSIONS ARE IN METRIC, MEASURED TO WALL. 2. ALL DIMENSIONS & DRAWINGS ARE APPROXIMATE. 3. ACTUAL AREA MAY VARY FROM THE STATED AREA. 4. DRAWING ARE NOT TO SCALE. 5. LAYOUT REPRESENTATION AND IMAGES ARE FOR ILLUSTRATIVE PURPOSES ONLY AND MAY NOT REPRESENT THE ACTUAL SIZE, FEATURES, SPECIFICATIONS FOR KITCHEN FIXTURES, APPLIANCES, FITTINGS, FURNITURE OR FURNISHINGS AND FACADE. ACTUAL PRODUCTS AND DETAILS MAY VARY. 6. THE DEVELOPER RESERVES THE RIGHT TO MAKE REVISIONS/ ALTERATIONS, AT ITS ABSOLUTE DISCRETION, WITHOUT PRIOR INTIMATION OR ANY LIABILITY WHATSOEVER.

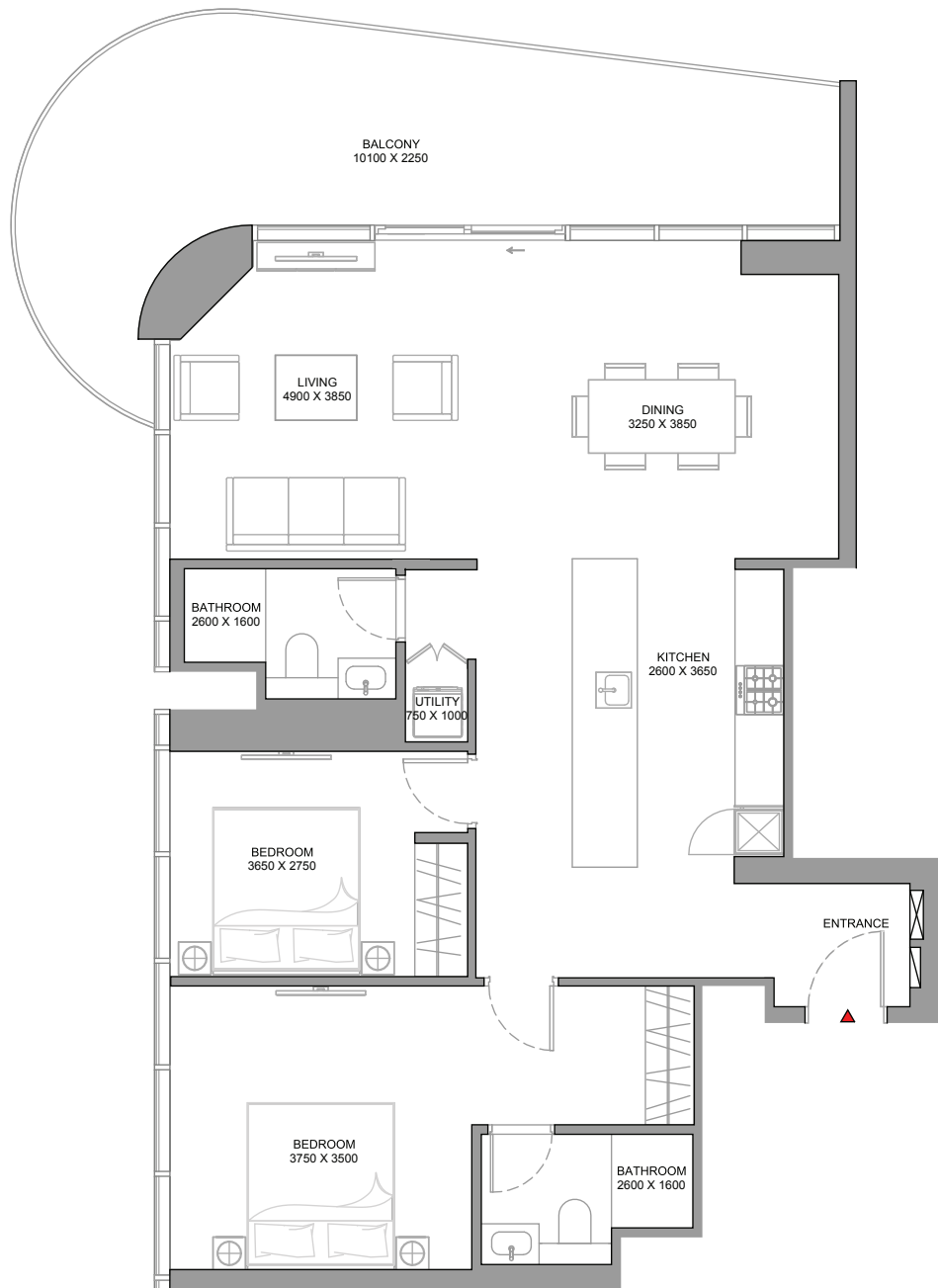
DOWNTOWN | SOBHA
UMM AL QUWAIN | REALTY

2 BEDROOM APARTMENT TYPE H (with balcony)

TOTAL SALEABLE AREA

SUITE = 1,094.37 SQ.FT.
BALCONY = 287.29 SQ.FT.
TOTAL = 1,381.65 SQ.FT.

SOBHA AQUAMONT TOWER A



List of unit numbers with this unit plan:

VIEWS

Sea, Green & Amenity View
A-4209

DISCLAIMER: 1. ALL DIMENSIONS ARE IN METRIC, MEASURED TO WALL. 2. ALL DIMENSIONS & DRAWINGS ARE APPROXIMATE. 3. ACTUAL AREA MAY VARY FROM THE STATED AREA. 4. DRAWING ARE NOT TO SCALE. 5. LAYOUT REPRESENTATION AND IMAGES ARE FOR ILLUSTRATIVE PURPOSES ONLY AND MAY NOT REPRESENT THE ACTUAL SIZE, FEATURES, SPECIFICATIONS FOR KITCHEN FIXTURES, APPLIANCES, FITTINGS, FURNITURE OR FURNISHINGS AND FACADE. ACTUAL PRODUCTS AND DETAILS MAY VARY. 6. THE DEVELOPER RESERVES THE RIGHT TO MAKE REVISIONS/ ALTERATIONS, AT ITS ABSOLUTE DISCRETION, WITHOUT PRIOR INTIMATION OR ANY LIABILITY WHATSOEVER.

DOWNTOWN | SOBHA
UMM AL QUWAIN | REALTY

3 BEDROOM APARTMENT TYPE A (DUPLEX) (with powder room and maid room + balcony)

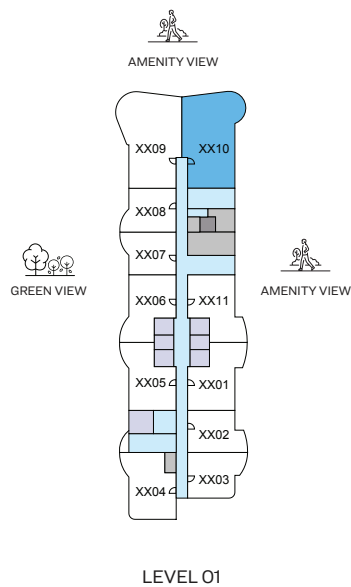
TOTAL SALEABLE AREA

SUITE = 1,825.23 SQ.FT.
BALCONY = 342.61 SQ.FT.
TOTAL = 2,167.85 SQ.FT.

SOBHA AQUAMONT TOWER A



UNIT



List of unit numbers with this unit plan:

VIEWS

Amenity View
A-110

DISCLAIMER: 1. ALL DIMENSIONS ARE IN METRIC, MEASURED TO WALL. 2. ALL DIMENSIONS & DRAWINGS ARE APPROXIMATE. 3. ACTUAL AREA MAY VARY FROM THE STATED AREA. 4. DRAWING ARE NOT TO SCALE. 5. LAYOUT REPRESENTATION AND IMAGES ARE FOR ILLUSTRATIVE PURPOSES ONLY AND MAY NOT REPRESENT THE ACTUAL SIZE, FEATURES, SPECIFICATIONS FOR KITCHEN FIXTURES, APPLIANCES, FITTINGS, FURNITURE OR FURNISHINGS AND FACADE. ACTUAL PRODUCTS AND DETAILS MAY VARY. 6. THE DEVELOPER RESERVES THE RIGHT TO MAKE REVISIONS/ ALTERATIONS, AT ITS ABSOLUTE DISCRETION, WITHOUT PRIOR INTIMATION OR ANY LIABILITY WHATSOEVER.

DOWNTOWN | SOBHA
UMM AL QUWAIN | REALTY

3 BEDROOM APARTMENT TYPE A (DUPLEX) (with powder room and maid room + balcony)

TOTAL SALEABLE AREA

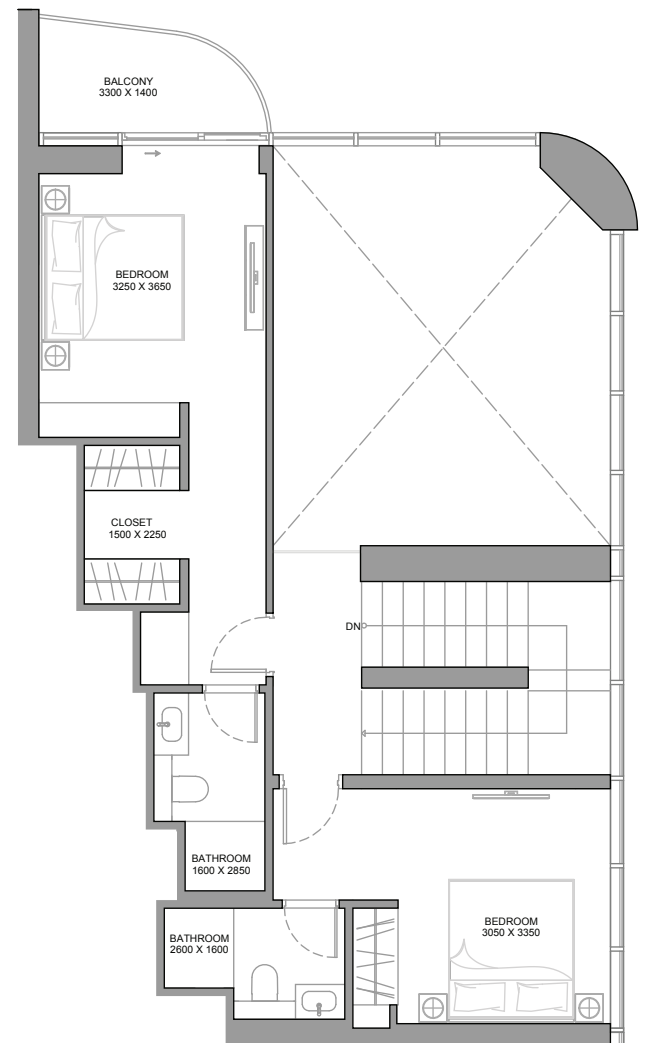
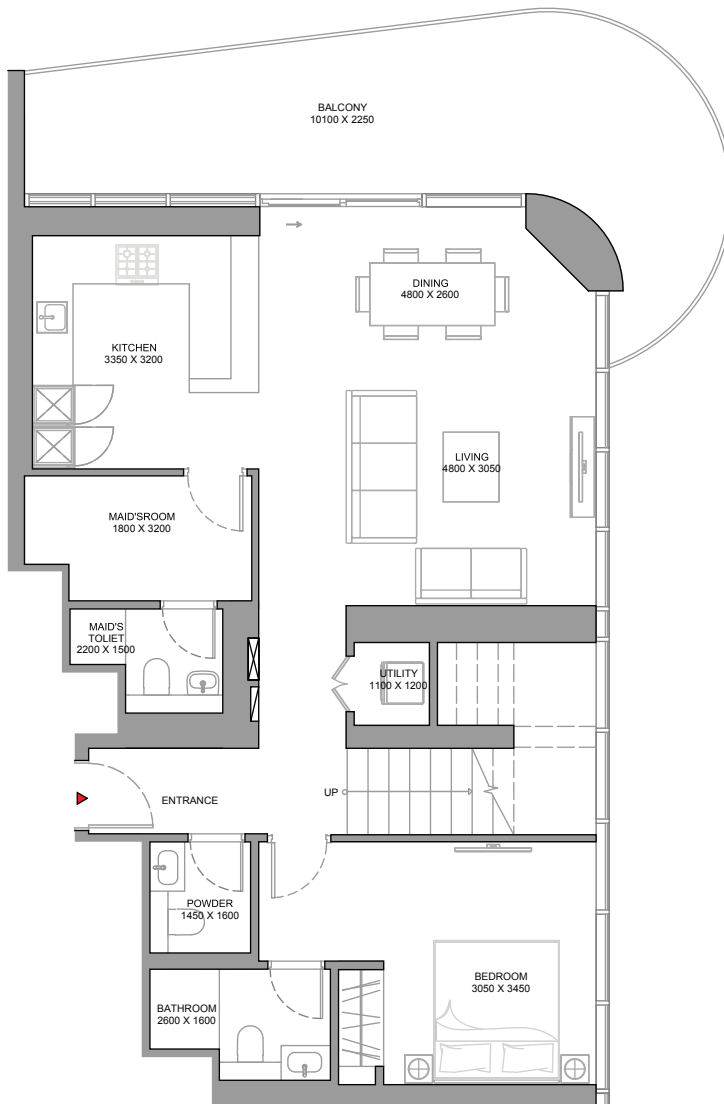
SUITE = 1,825.23 SQ.FT.

BALCONY = 342.61 SQ.FT.

TOTAL = 2,167.85 SQ.FT.

SOBHA AQUAMONT

TOWER A



List of unit numbers with this unit plan:

VIEWS

Amenity View

A-110

DISCLAIMER: 1. ALL DIMENSIONS ARE IN METRIC, MEASURED TO WALL. 2. ALL DIMENSIONS & DRAWINGS ARE APPROXIMATE. 3. ACTUAL AREA MAY VARY FROM THE STATED AREA. 4. DRAWING ARE NOT TO SCALE. 5. LAYOUT REPRESENTATION AND IMAGES ARE FOR ILLUSTRATIVE PURPOSES ONLY AND MAY NOT REPRESENT THE ACTUAL SIZE, FEATURES, SPECIFICATIONS FOR KITCHEN FIXTURES, APPLIANCES, FITTINGS, FURNITURE OR FURNISHINGS AND FACADE. ACTUAL PRODUCTS AND DETAILS MAY VARY. 6. THE DEVELOPER RESERVES THE RIGHT TO MAKE REVISIONS/ ALTERATIONS, AT ITS ABSOLUTE DISCRETION, WITHOUT PRIOR INTIMATION OR ANY LIABILITY WHATSOEVER.

DOWNTOWN | SOBHA
UMM AL QUWAIN REALTY

3 BEDROOM APARTMENT TYPE B (DUPLEX) (with powder room + balcony)

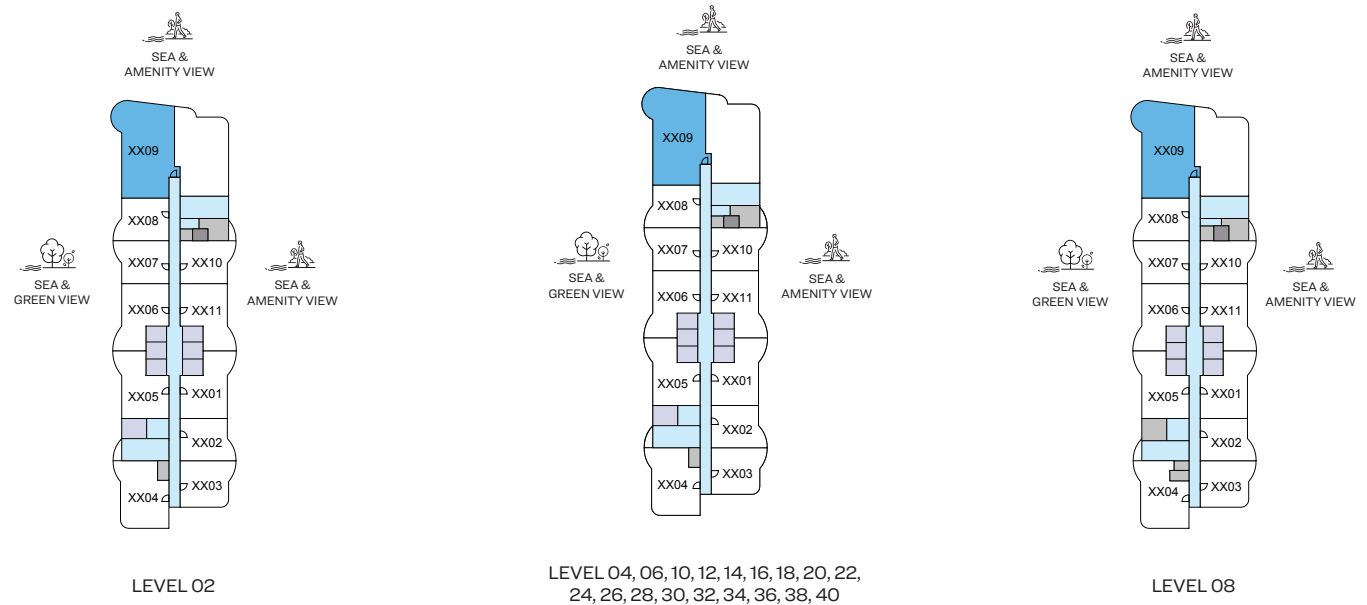
TOTAL SALEABLE AREA

SUITE = 1,868.94 SQ.FT.
BALCONY = 342.94 SQ.FT.
TOTAL = 2,211.87 SQ.FT.

SOBHA AQUAMONT TOWER A



UNIT



List of unit numbers with this unit plan:

VIEWS

Sea, Green & Amenity View

A-209, A-409, A-609, A-809, A-1009, A-1209, A-1409, A-1609, A-1809, A-2009, A-2209, A-2409, A-2609, A-2809, A-3009, A-3209, A-3409, A-3609, A-3809, A-4009

DISCLAIMER: 1. ALL DIMENSIONS ARE IN METRIC, MEASURED TO WALL. 2. ALL DIMENSIONS & DRAWINGS ARE APPROXIMATE. 3. ACTUAL AREA MAY VARY FROM THE STATED AREA. 4. DRAWING ARE NOT TO SCALE. 5. LAYOUT REPRESENTATION AND IMAGES ARE FOR ILLUSTRATIVE PURPOSES ONLY AND MAY NOT REPRESENT THE ACTUAL SIZE, FEATURES, SPECIFICATIONS FOR KITCHEN FIXTURES, APPLIANCES, FITTINGS, FURNITURE OR FURNISHINGS AND FACADE. ACTUAL PRODUCTS AND DETAILS MAY VARY. 6. THE DEVELOPER RESERVES THE RIGHT TO MAKE REVISIONS/ ALTERATIONS, AT ITS ABSOLUTE DISCRETION, WITHOUT PRIOR INTIMATION OR ANY LIABILITY WHATSOEVER.

DOWNTOWN | SOBHA
UMM AL QUWAIN | REALTY

3 BEDROOM APARTMENT TYPE B (DUPLEX) (with powder room + balcony)

TOTAL SALEABLE AREA

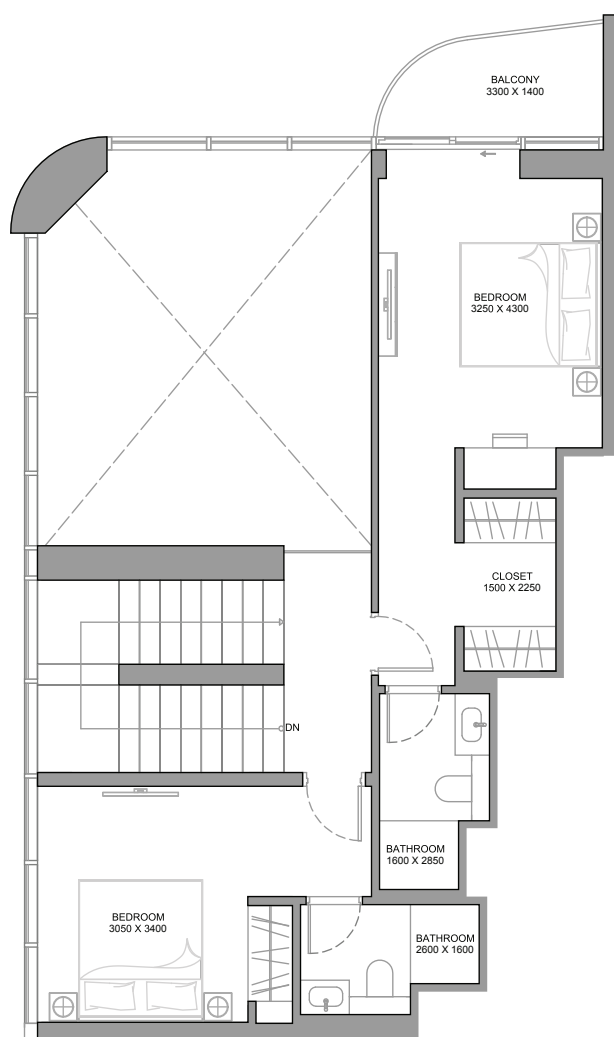
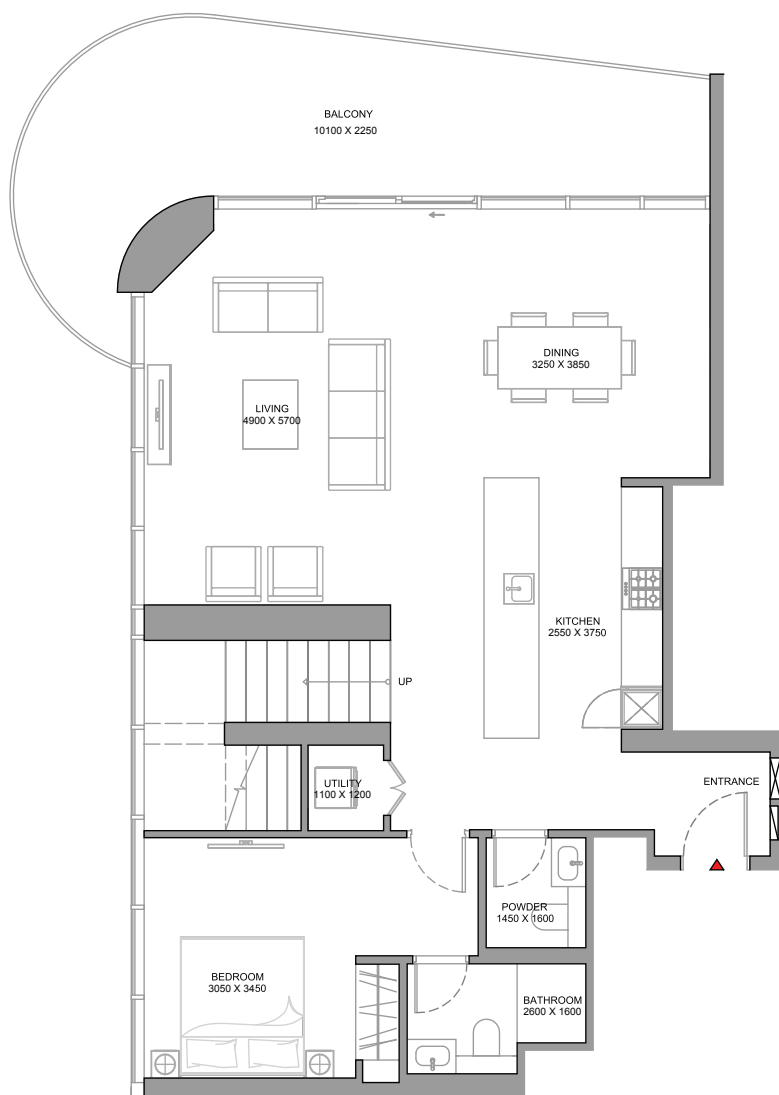
SUITE = 1,868.94 SQ.FT.

BALCONY = 342.94 SQ.FT.

TOTAL = 2,211.87 SQ.FT.

SOBHA AQUAMONT

TOWER A



List of unit numbers with this unit plan:

VIEWS

Sea, Green & Amenity View

A-209, A-409, A-609, A-809, A-1009, A-1209, A-1409, A-1609, A-1809, A-2009, A-2209, A-2409, A-2609, A-2809, A-3009, A-3209, A-3409, A-3609, A-3809, A-4009

DISCLAIMER: 1. ALL DIMENSIONS ARE IN METRIC, MEASURED TO WALL. 2. ALL DIMENSIONS & DRAWINGS ARE APPROXIMATE. 3. ACTUAL AREA MAY VARY FROM THE STATED AREA. 4. DRAWING ARE NOT TO SCALE. 5. LAYOUT REPRESENTATION AND IMAGES ARE FOR ILLUSTRATIVE PURPOSES ONLY AND MAY NOT REPRESENT THE ACTUAL SIZE, FEATURES, SPECIFICATIONS FOR KITCHEN FIXTURES, APPLIANCES, FITTINGS, FURNITURE OR FURNISHINGS AND FACADE. ACTUAL PRODUCTS AND DETAILS MAY VARY. 6. THE DEVELOPER RESERVES THE RIGHT TO MAKE REVISIONS/ ALTERATIONS, AT ITS ABSOLUTE DISCRETION, WITHOUT PRIOR INTIMATION OR ANY LIABILITY WHATSOEVER.

DOWNTOWN | SOBHA
UMM AL QUWAIN | REALTY

3 BEDROOM APARTMENT TYPE C (DUPLEX) (with powder room and maid room + balcony)

TOTAL SALEABLE AREA

SUITE RANGE = 1,863.98 - 1,866.46 SQ.FT.

BALCONY = 342.94 SQ.FT.

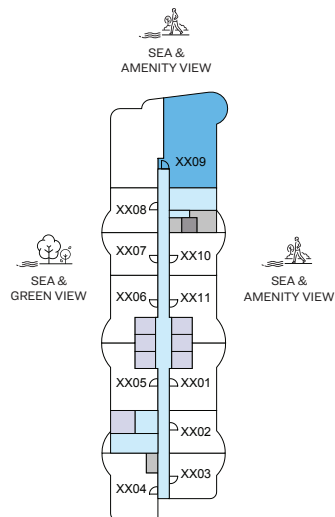
TOTAL RANGE = 2,206.92 - 2,209.40 SQ.FT.

SOBHA AQUAMONT

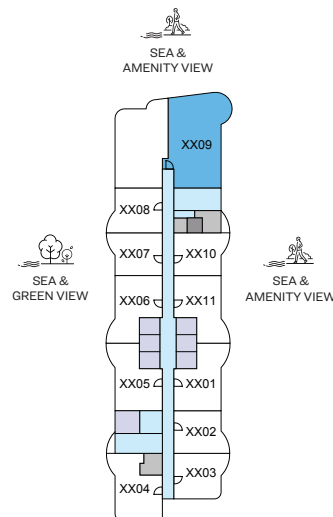
TOWER A



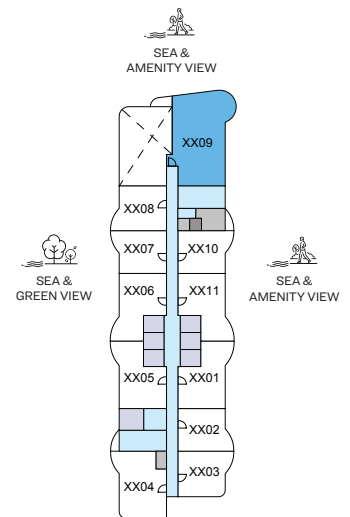
UNIT



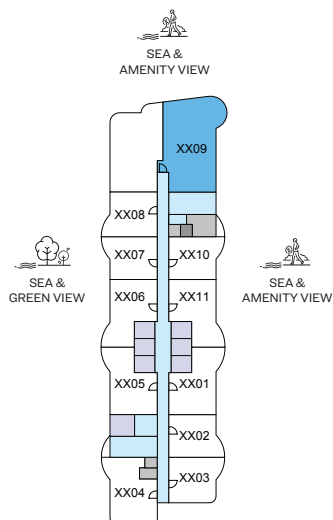
LEVEL 03, 05, 09, 11, 13, 15,
19, 23, 25, 29, 33, 35, 39, 41



LEVEL 07, 17, 27, 37



LEVEL 21



LEVEL 31

List of unit numbers with this unit plan:

VIEWS

Sea & Amenity View

A-309, A-509, A-709, A-909, A-1109, A-1309, A-1509, A-1709, A-1909, A-2109, A-2309, A-2509, A-2709, A-2909, A-3109, A-3309, A-3509, A-3709, A-3909, A-4109

3 BEDROOM APARTMENT TYPE C (DUPLEX) (with powder room and maid room + balcony)

TOTAL SALEABLE AREA

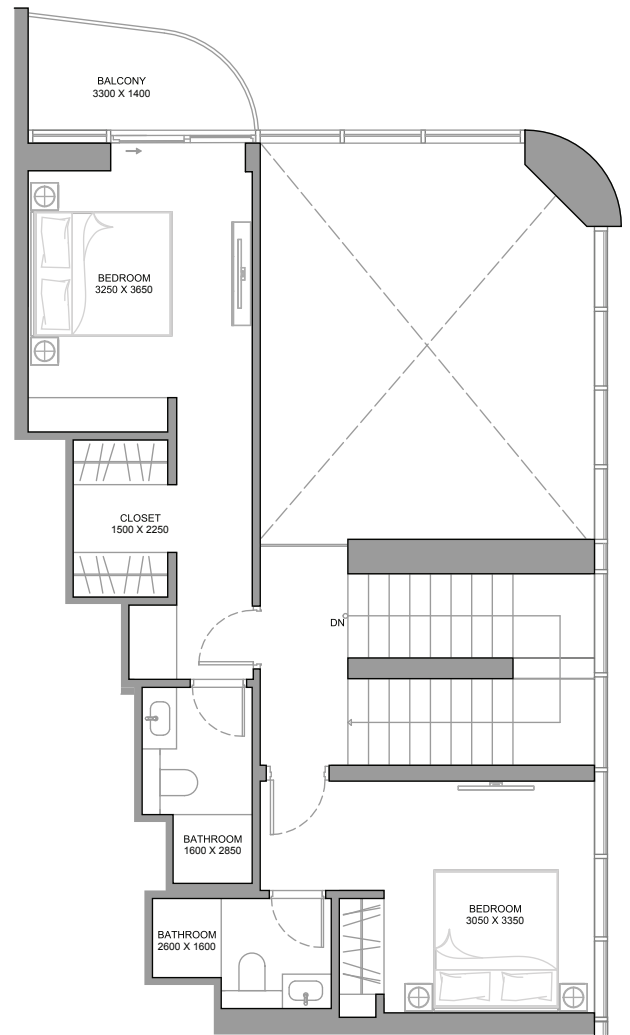
SUITE RANGE = 1,863.98 - 1,866.46 SQ.FT.

BALCONY = 342.94 SQ.FT.

TOTAL RANGE = 2,206.92 - 2,209.40 SQ.FT.

SOBHA AQUAMONT

TOWER A



List of unit numbers with this unit plan:

VIEWS

Sea & Amenity View

A-309, A-509, A-709, A-909, A-1109, A-1309, A-1509, A-1709, A-1909, A-2109, A-2309, A-2509, A-2709, A-2909, A-3109, A-3309, A-3509, A-3709, A-3909, A-4109

DISCLAIMER: 1. ALL DIMENSIONS ARE IN METRIC, MEASURED TO WALL. 2. ALL DIMENSIONS & DRAWINGS ARE APPROXIMATE. 3. ACTUAL AREA MAY VARY FROM THE STATED AREA. 4. DRAWING ARE NOT TO SCALE. 5. LAYOUT REPRESENTATION AND IMAGES ARE FOR ILLUSTRATIVE PURPOSES ONLY AND MAY NOT REPRESENT THE ACTUAL SIZE, FEATURES, SPECIFICATIONS FOR KITCHEN FIXTURES, APPLIANCES, FITTINGS, FURNITURE OR FURNISHINGS AND FACADE. ACTUAL PRODUCTS AND DETAILS MAY VARY. 6. THE DEVELOPER RESERVES THE RIGHT TO MAKE REVISIONS/ ALTERATIONS, AT ITS ABSOLUTE DISCRETION, WITHOUT PRIOR INTIMATION OR ANY LIABILITY WHATSOEVER.

DOWNTOWN | SOBHA
UMM AL QUWAIN REALTY

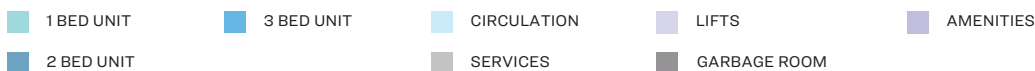
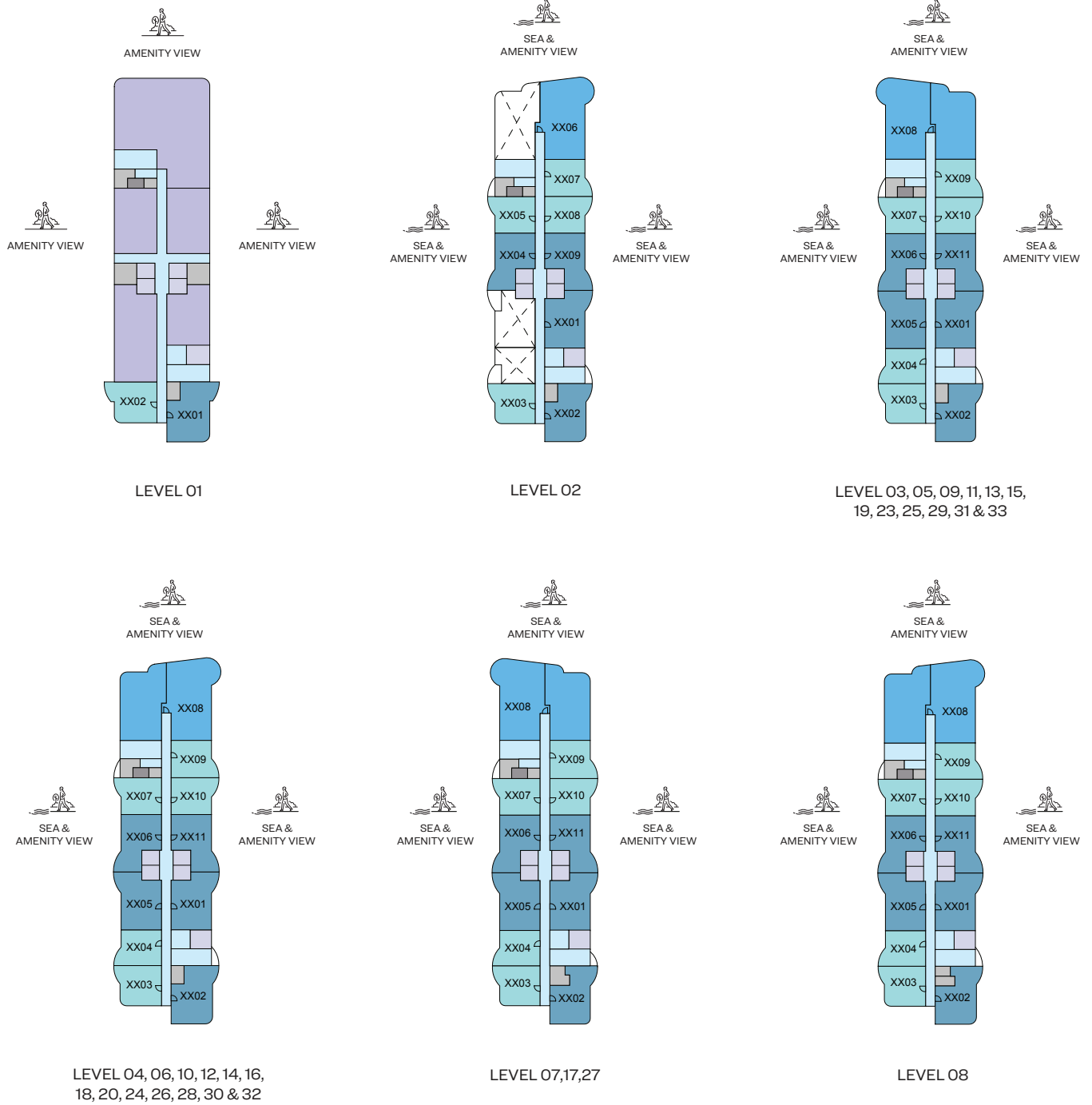


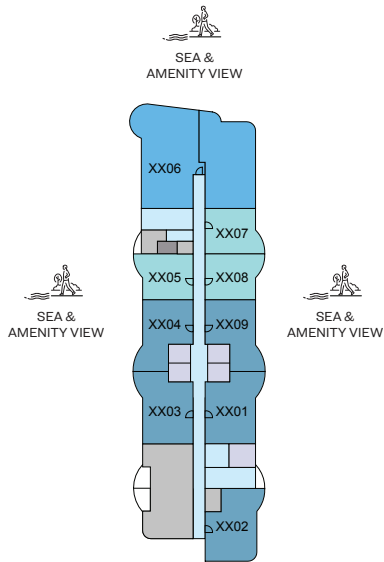
DOWNTOWN | SOBHA
UMM AL QUWAIN REALTY

FLOOR PLANS

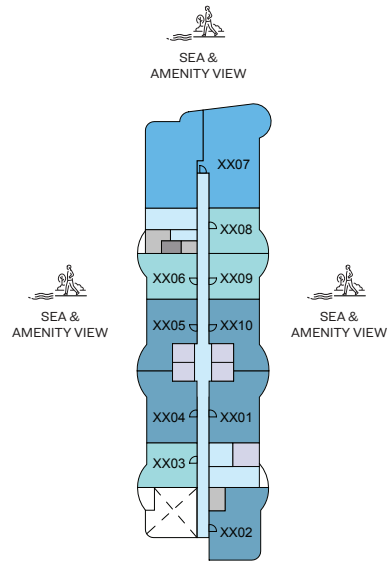
TOWER B

TOWER B
FLOOR AND UNIT PLANS

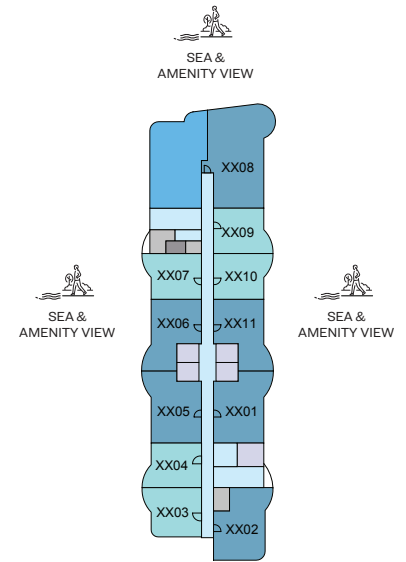




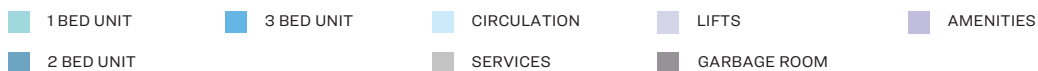
LEVEL 21



LEVEL 22



LEVEL 34



1

BEDROOM
APARTMENT

TYPE A

(with powder room + balcony)

SOBHA
AQUAMONT

TOWER B

TOTAL SALEABLE AREA

SUITE RANGE = 476.09 - 481.04 SQ.FT.

BALCONY RANGE = 86.22 - 87.51 SQ.FT.

TOTAL RANGE = 562.31 - 568.55 SQ.FT.



UNIT



List of unit numbers with this unit plan:

VIEWS

Sea & Amenity View

B-205, B-207, B-307, B-309, B-407, B-409, B-507, B-509, B-607, B-609, B-707, B-709, B-807, B-809, B-907, B-909, B-1007, B-1009, B-1107, B-1109, B-1207, B-1209, B-1307, B-1309, B-1407, B-1409, B-1507, B-1509, B-1607, B-1609, B-1707, B-1709, B-1807, B-1809, B-1907, B-1909, B-2007, B-2009, B-2105, B-2107, B-2206, B-2208, B-2307, B-2309, B-2407, B-2409, B-2507, B-2509, B-2607, B-2609, B-2707, B-2709, B-2807, B-2809, B-2907, B-2909, B-3007, B-3009, B-3107, B-3109, B-3207, B-3209, B-3307, B-3309, B-3407, B-3409

DISCLAIMER: 1. ALL DIMENSIONS ARE IN METRIC, MEASURED TO WALL. 2. ALL DIMENSIONS & DRAWINGS ARE APPROXIMATE. 3. ACTUAL AREA MAY VARY FROM THE STATED AREA. 4. DRAWING ARE NOT TO SCALE. 5. LAYOUT REPRESENTATION AND IMAGES ARE FOR ILLUSTRATIVE PURPOSES ONLY AND MAY NOT REPRESENT THE ACTUAL SIZE, FEATURES, SPECIFICATIONS FOR KITCHEN FIXTURES, APPLIANCES, FITTINGS, FURNITURE OR FURNISHINGS AND FACADE. ACTUAL PRODUCTS AND DETAILS MAY VARY. 6. THE DEVELOPER RESERVES THE RIGHT TO MAKE REVISIONS/ ALTERATIONS, AT ITS ABSOLUTE DISCRETION, WITHOUT PRIOR INTIMATION OR ANY LIABILITY WHATSOEVER.

1

BEDROOM
APARTMENT

TYPE A

(with powder room + balcony)

TOTAL SALEABLE AREA

SUITE RANGE = 476.09 - 481.04 SQ.FT.

BALCONY RANGE = 86.22 - 87.51 SQ.FT.

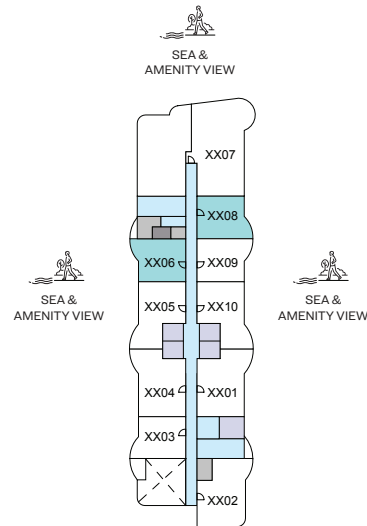
TOTAL RANGE = 562.31 - 568.55 SQ.FT.

SOBHA
AQUAMONT

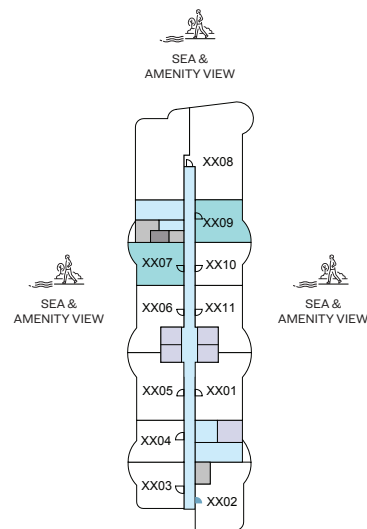
TOWER B



UNIT



LEVEL 22



LEVEL 34

List of unit numbers with this unit plan:

VIEWS

Sea & Amenity View

B-205, B-207, B-307, B-309, B-407, B-409, B-507, B-509, B-607, B-609, B-707, B-709, B-807, B-809, B-907, B-909, B-1007, B-1009, B-1107, B-1109, B-1207, B-1209, B-1307, B-1309, B-1407, B-1409, B-1507, B-1509, B-1607, B-1609, B-1707, B-1709, B-1807, B-1809, B-1907, B-1909, B-2007, B-2009, B-2105, B-2107, B-2206, B-2208, B-2307, B-2309, B-2407, B-2409, B-2507, B-2509, B-2607, B-2609, B-2707, B-2709, B-2807, B-2809, B-2907, B-2909, B-3007, B-3009, B-3107, B-3109, B-3207, B-3209, B-3307, B-3309, B-3407, B-3409

DISCLAIMER: 1. ALL DIMENSIONS ARE IN METRIC, MEASURED TO WALL. 2. ALL DIMENSIONS & DRAWINGS ARE APPROXIMATE. 3. ACTUAL AREA MAY VARY FROM THE STATED AREA. 4. DRAWING ARE NOT TO SCALE. 5. LAYOUT REPRESENTATION AND IMAGES ARE FOR ILLUSTRATIVE PURPOSES ONLY AND MAY NOT REPRESENT THE ACTUAL SIZE, FEATURES, SPECIFICATIONS FOR KITCHEN FIXTURES, APPLIANCES, FITTINGS, FURNITURE OR FURNISHINGS AND FACADE. ACTUAL PRODUCTS AND DETAILS MAY VARY. 6. THE DEVELOPER RESERVES THE RIGHT TO MAKE REVISIONS/ ALTERATIONS, AT ITS ABSOLUTE DISCRETION, WITHOUT PRIOR INTIMATION OR ANY LIABILITY WHATSOEVER.

SOBHA
DOWNTOWN
UMM AL QUWAIN

1

BEDROOM
APARTMENT

TYPE A

(with powder room + balcony)

SOBHA
AQUAMONT

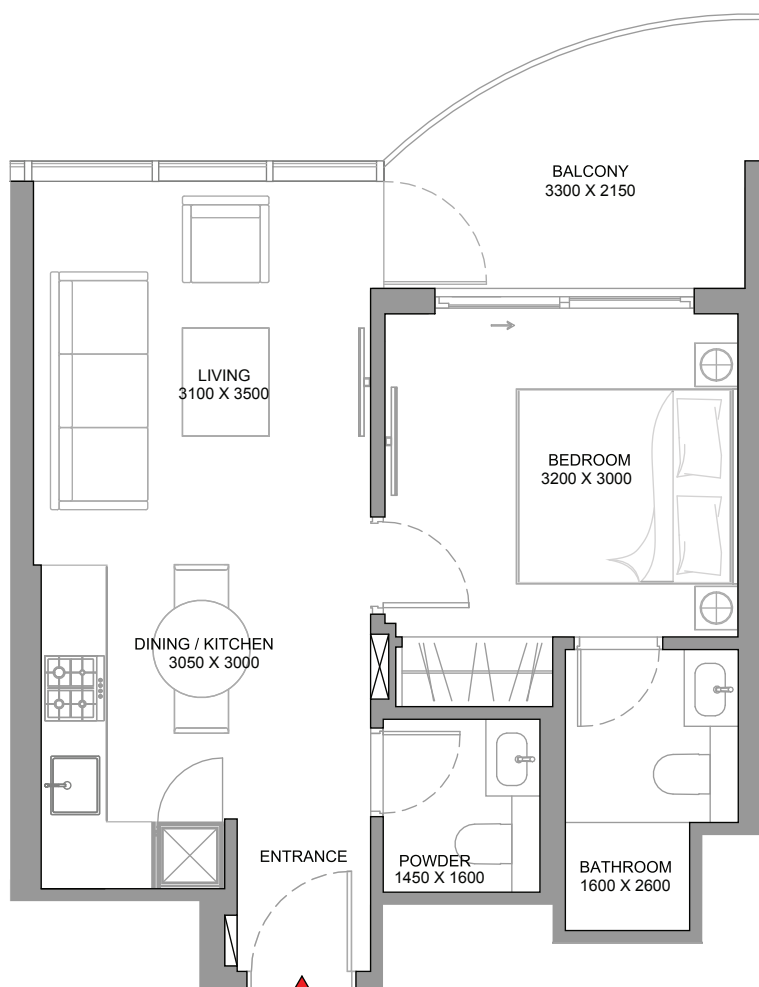
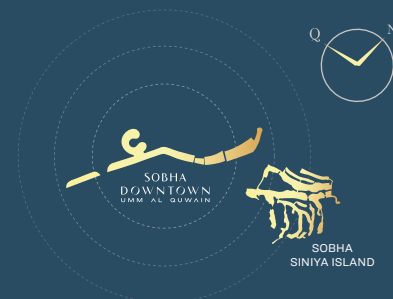
TOWER B

TOTAL SALEABLE AREA

SUITE RANGE = 476.09 - 481.04 SQ.FT.

BALCONY RANGE = 86.22 - 87.51 SQ.FT.

TOTAL RANGE = 562.31 - 568.55 SQ.FT.



List of unit numbers with this unit plan:

VIEWS

Sea & Amenity View

B-205, B-207, B-307, B-309, B-407, B-409, B-507, B-509, B-607, B-609, B-707, B-709, B-807, B-809, B-907, B-909, B-1007, B-1009, B-1107, B-1109, B-1207, B-1209, B-1307, B-1309, B-1407, B-1409, B-1507, B-1509, B-1607, B-1609, B-1707, B-1709, B-1807, B-1809, B-1907, B-1909, B-2007, B-2009, B-2105, B-2107, B-2206, B-2208, B-2307, B-2309, B-2407, B-2409, B-2507, B-2509, B-2607, B-2609, B-2707, B-2709, B-2807, B-2809, B-2907, B-2909, B-3007, B-3009, B-3107, B-3109, B-3207, B-3209, B-3307, B-3309, B-3407, B-3409

DISCLAIMER: 1. ALL DIMENSIONS ARE IN METRIC, MEASURED TO WALL. 2. ALL DIMENSIONS & DRAWINGS ARE APPROXIMATE. 3. ACTUAL AREA MAY VARY FROM THE STATED AREA. 4. DRAWING ARE NOT TO SCALE. 5. LAYOUT REPRESENTATION AND IMAGES ARE FOR ILLUSTRATIVE PURPOSES ONLY AND MAY NOT REPRESENT THE ACTUAL SIZE, FEATURES, SPECIFICATIONS FOR KITCHEN FIXTURES, APPLIANCES, FITTINGS, FURNITURE OR FURNISHINGS AND FACADE. ACTUAL PRODUCTS AND DETAILS MAY VARY. 6. THE DEVELOPER RESERVES THE RIGHT TO MAKE REVISIONS/ ALTERATIONS, AT ITS ABSOLUTE DISCRETION, WITHOUT PRIOR INTIMATION OR ANY LIABILITY WHATSOEVER.

SOBHA
DOWNTOWN
UMM AL QUWAIN

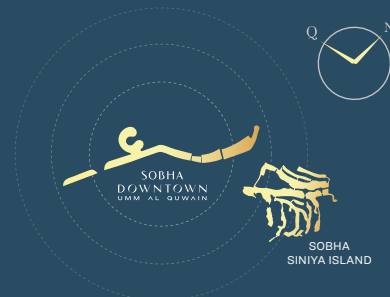
BEDROOM APARTMENT

TYPE A - VARIANT 1

(with powder room + balcony)

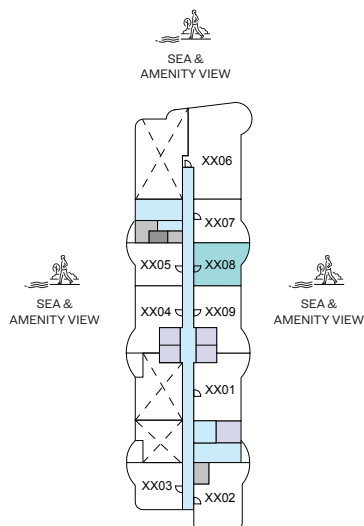
SOBHA
AQUAMONT

TOWER B

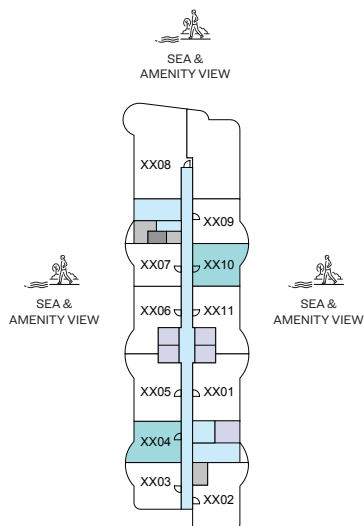


SOBHA
SINIYA ISLAND

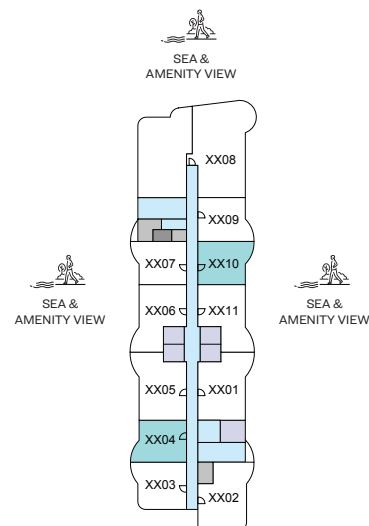
UNIT



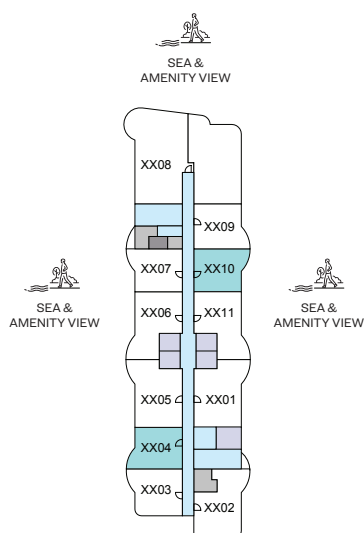
LEVEL 02



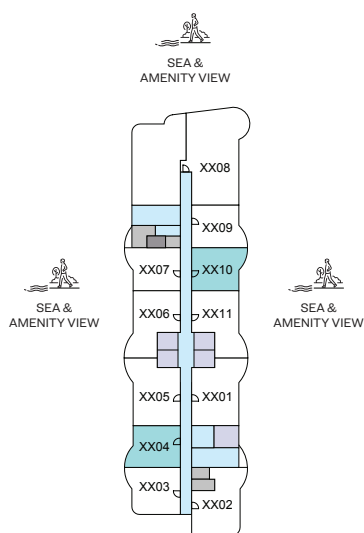
LEVEL 03, 05, 09, 11, 13, 15,
19, 23, 25, 29, 31 & 33



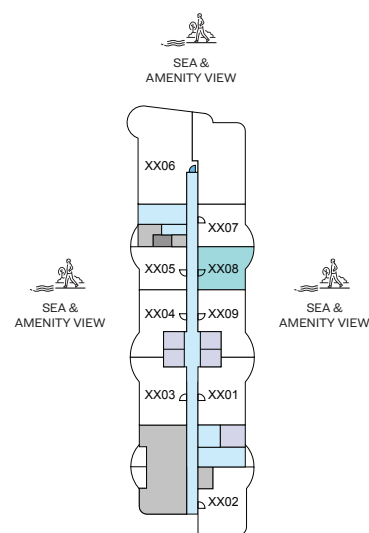
LEVEL 04, 06, 10, 12, 14, 16,
18, 20, 24, 26, 28, 30 & 32



LEVEL 07,17,27



LEVEL 08



LEVEL 21

List of unit numbers with this unit plan:

VIEWS

Sea & Amenity View

B-208, B-304, B-310, B-404, B-410, B-504, B-510, B-604, B-610, B-704, B-710, B-804, B-810, B-904, B-910, B-1004, B-1010, B-1104, B-1110, B-1204, B-1210, B-1304, B-1310, B-1404, B-1410, B-1504, B-1510, B-1604, B-1610, B-1704, B-1710, B-1804, B-1810, B-1904, B-1910, B-2004, B-2010, B-2108, B-2203, B-2209, B-2304, B-2310, B-2404, B-2410, B-2504, B-2510, B-2604, B-2610, B-2704, B-2710, B-2804, B-2810, B-2904, B-2910, B-3004, B-3010, B-3104, B-3110, B-3204, B-3210, B-3304, B-3310, B-3404, B-3410

DISCLAIMER: 1. ALL DIMENSIONS ARE IN METRIC, MEASURED TO WALL. 2. ALL DIMENSIONS & DRAWINGS ARE APPROXIMATE. 3. ACTUAL AREA MAY VARY FROM THE STATED AREA. 4. DRAWING ARE NOT TO SCALE. 5. LAYOUT REPRESENTATION AND IMAGES ARE FOR ILLUSTRATIVE PURPOSES ONLY AND MAY NOT REPRESENT THE ACTUAL SIZE, FEATURES, SPECIFICATIONS FOR KITCHEN FIXTURES, APPLIANCES, FITTINGS, FURNITURE OR FURNISHINGS AND FACADE. ACTUAL PRODUCTS AND DETAILS MAY VARY. 6. THE DEVELOPER RESERVES THE RIGHT TO MAKE REVISIONS/ ALTERATIONS, AT ITS ABSOLUTE DISCRETION, WITHOUT PRIOR INTIMATION OR ANY LIABILITY WHATSOEVER.

SOBHA
DOWNTOWN
UMM AL QUWAIN

1

BEDROOM
APARTMENT**TYPE A - VARIANT 1**

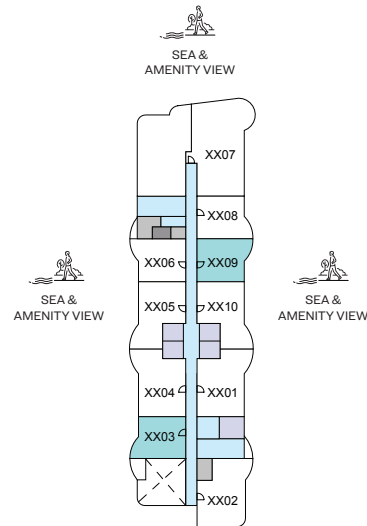
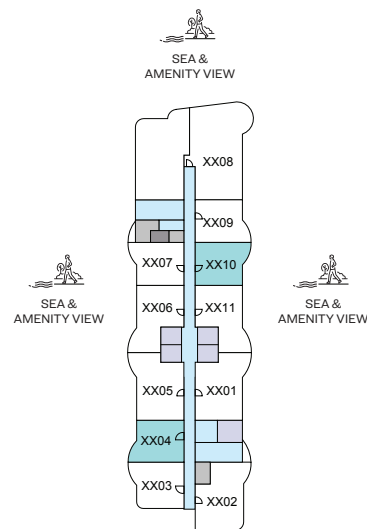
(with powder room + balcony)

TOTAL SALEABLE AREA

SUITE RANGE = 475.23 - 478.89 SQ.FT.

BALCONY = 86.22 SQ.FT.

TOTAL RANGE = 561.45 - 565.10 SQ.FT.

**SOBHA
AQUAMONT****TOWER B****UNIT****LEVEL 22****LEVEL 34**

List of unit numbers with this unit plan:

VIEWS**Sea & Amenity View**

B-208, B-304, B-310, B-404, B-410, B-504, B-510, B-604, B-610, B-704, B-710, B-804, B-810, B-904, B-910, B-1004, B-1010, B-1104, B-1110, B-1204, B-1210, B-1304, B-1310, B-1404, B-1410, B-1504, B-1510, B-1604, B-1610, B-1704, B-1710, B-1804, B-1810, B-1904, B-1910, B-2004, B-2010, B-2108, B-2203, B-2209, B-2304, B-2310, B-2404, B-2410, B-2504, B-2510, B-2604, B-2610, B-2704, B-2710, B-2804, B-2810, B-2904, B-2910, B-3004, B-3010, B-3104, B-3110, B-3204, B-3210, B-3304, B-3310, B-3404, B-3410

DISCLAIMER: 1. ALL DIMENSIONS ARE IN METRIC, MEASURED TO WALL. 2. ALL DIMENSIONS & DRAWINGS ARE APPROXIMATE. 3. ACTUAL AREA MAY VARY FROM THE STATED AREA. 4. DRAWING ARE NOT TO SCALE. 5. LAYOUT REPRESENTATION AND IMAGES ARE FOR ILLUSTRATIVE PURPOSES ONLY AND MAY NOT REPRESENT THE ACTUAL SIZE, FEATURES, SPECIFICATIONS FOR KITCHEN FIXTURES, APPLIANCES, FITTINGS, FURNITURE OR FURNISHINGS AND FACADE. ACTUAL PRODUCTS AND DETAILS MAY VARY. 6. THE DEVELOPER RESERVES THE RIGHT TO MAKE REVISIONS/ ALTERATIONS, AT ITS ABSOLUTE DISCRETION, WITHOUT PRIOR INTIMATION OR ANY LIABILITY WHATSOEVER.

SOBHA
DOWNTOWN
UMM AL QUWAIN

1

BEDROOM
APARTMENT**TYPE A - VARIANT 1**

(with powder room + balcony)

SOBHA
AQUAMONT

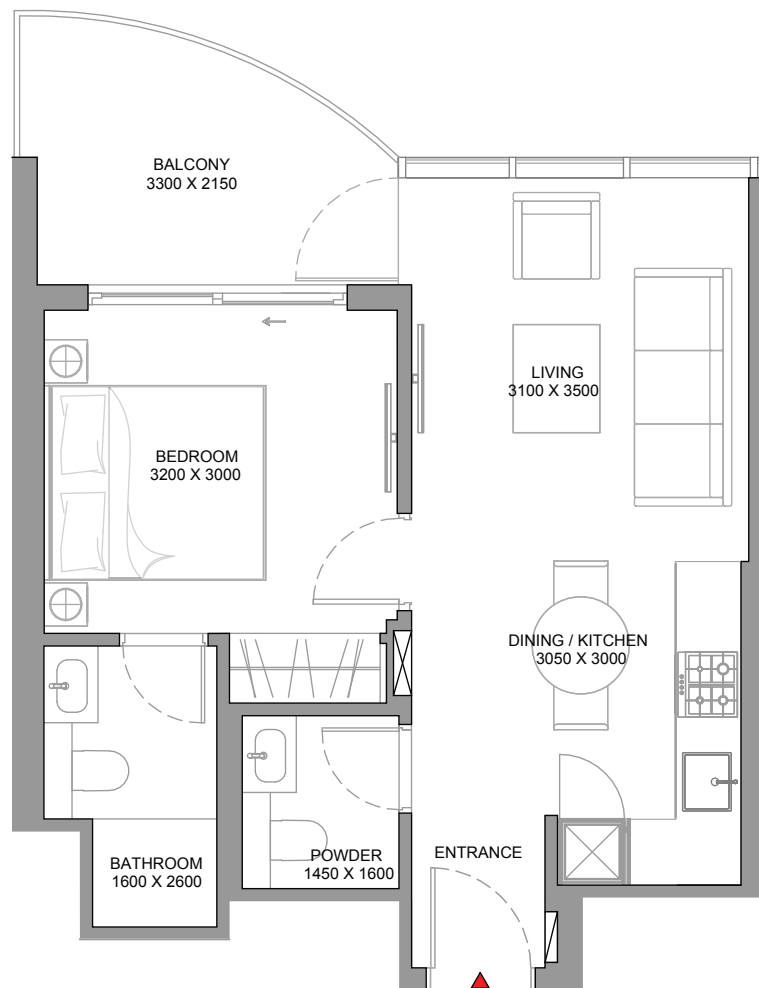
TOWER B

TOTAL SALEABLE AREA

SUITE RANGE = 475.23 - 478.89 SQ.FT.

BALCONY = 86.22 SQ.FT.

TOTAL RANGE = 561.45 - 565.10 SQ.FT.



List of unit numbers with this unit plan:

VIEWS**Sea & Amenity View**

B-208, B-304, B-310, B-404, B-410, B-504, B-510, B-604, B-610, B-704, B-710, B-804, B-810, B-904, B-910, B-1004, B-1010, B-1104, B-1110, B-1204, B-1210, B-1304, B-1310, B-1404, B-1410, B-1504, B-1510, B-1604, B-1610, B-1704, B-1710, B-1804, B-1810, B-1904, B-1910, B-2004, B-2010, B-2108, B-2203, B-2209, B-2304, B-2310, B-2404, B-2410, B-2504, B-2510, B-2604, B-2610, B-2704, B-2710, B-2804, B-2810, B-2904, B-2910, B-3004, B-3010, B-3104, B-3110, B-3204, B-3210, B-3304, B-3310, B-3404, B-3410

DISCLAIMER: 1. ALL DIMENSIONS ARE IN METRIC, MEASURED TO WALL. 2. ALL DIMENSIONS & DRAWINGS ARE APPROXIMATE. 3. ACTUAL AREA MAY VARY FROM THE STATED AREA. 4. DRAWING ARE NOT TO SCALE. 5. LAYOUT REPRESENTATION AND IMAGES ARE FOR ILLUSTRATIVE PURPOSES ONLY AND MAY NOT REPRESENT THE ACTUAL SIZE, FEATURES, SPECIFICATIONS FOR KITCHEN FIXTURES, APPLIANCES, FITTINGS, FURNITURE OR FURNISHINGS AND FACADE. ACTUAL PRODUCTS AND DETAILS MAY VARY. 6. THE DEVELOPER RESERVES THE RIGHT TO MAKE REVISIONS/ ALTERATIONS, AT ITS ABSOLUTE DISCRETION, WITHOUT PRIOR INTIMATION OR ANY LIABILITY WHATSOEVER.

SOBHA
DOWNTOWN
UMM AL QUWAIN

1

BEDROOM
APARTMENT

TYPE B - VARIANT 1
(with powder room + yard)

TOTAL SALEABLE AREA

SUITE RANGE = 494.49 SQ.FT.

BALCONY = 108.39 SQ.FT.

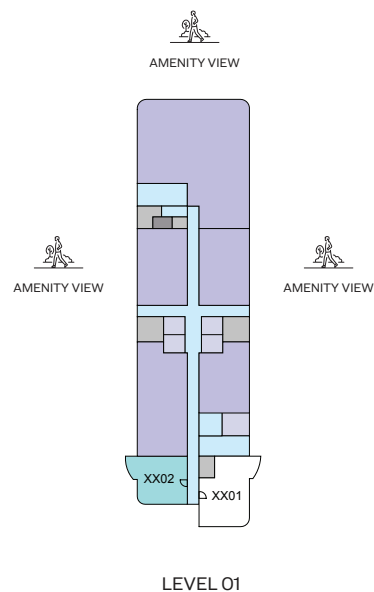
TOTAL RANGE = 602.89 SQ.FT.

SOBHA
AQUAMONT

TOWER B



UNIT



List of unit numbers with this unit plan:

VIEWS

Amenity View

B-102

DISCLAIMER: 1. ALL DIMENSIONS ARE IN METRIC, MEASURED TO WALL. 2. ALL DIMENSIONS & DRAWINGS ARE APPROXIMATE. 3. ACTUAL AREA MAY VARY FROM THE STATED AREA. 4. DRAWING ARE NOT TO SCALE. 5. LAYOUT REPRESENTATION AND IMAGES ARE FOR ILLUSTRATIVE PURPOSES ONLY AND MAY NOT REPRESENT THE ACTUAL SIZE, FEATURES, SPECIFICATIONS FOR KITCHEN FIXTURES, APPLIANCES, FITTINGS, FURNITURE OR FURNISHINGS AND FACADE. ACTUAL PRODUCTS AND DETAILS MAY VARY. 6. THE DEVELOPER RESERVES THE RIGHT TO MAKE REVISIONS/ ALTERATIONS, AT ITS ABSOLUTE DISCRETION, WITHOUT PRIOR INTIMATION OR ANY LIABILITY WHATSOEVER.

SOBHA
DOWNTOWN
UMM AL QUWAIN

1

BEDROOM
APARTMENT**TYPE B - VARIANT 1**
(with powder room + yard)SOBHA
AQUAMONT

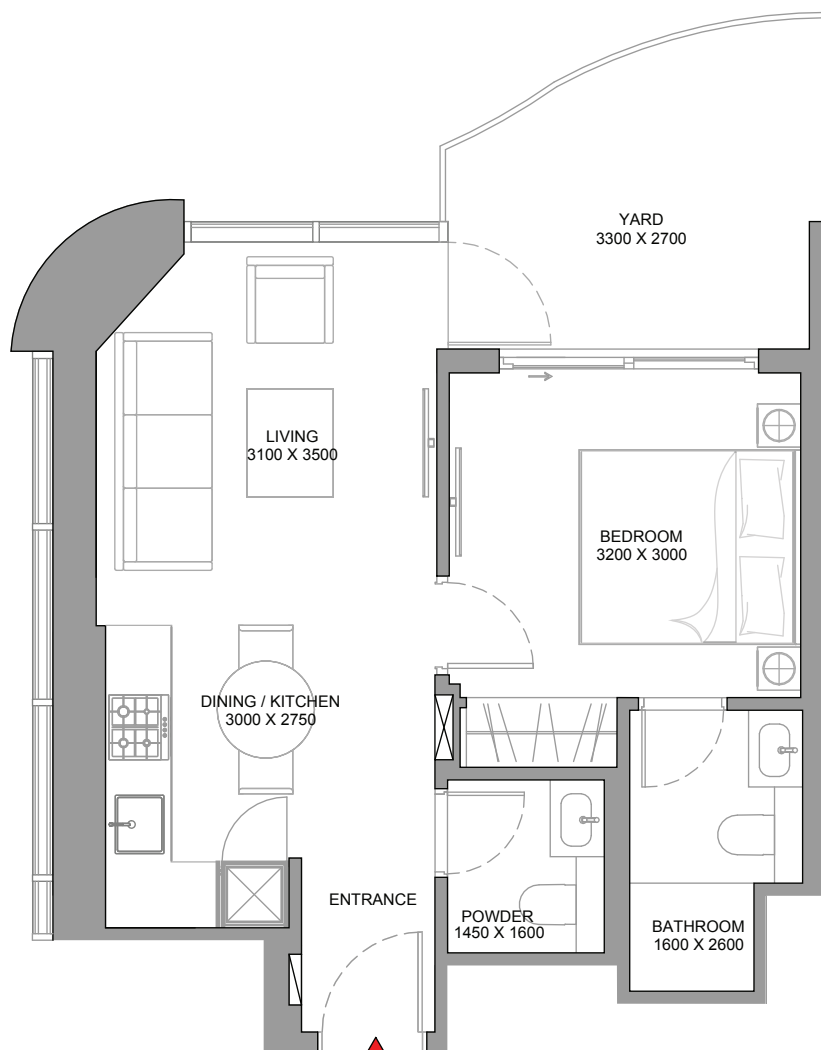
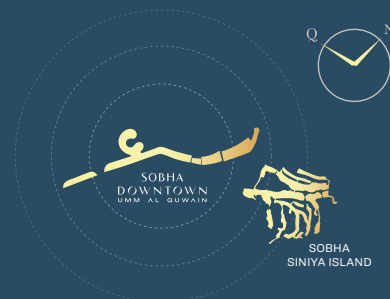
TOWER B

TOTAL SALEABLE AREA

SUITE RANGE = 494.49 SQ.FT.

BALCONY = 108.39 SQ.FT.

TOTAL RANGE = 602.89 SQ.FT.



List of unit numbers with this unit plan:

VIEWS

Amenity View

B-102

DISCLAIMER: 1. ALL DIMENSIONS ARE IN METRIC, MEASURED TO WALL. 2. ALL DIMENSIONS & DRAWINGS ARE APPROXIMATE. 3. ACTUAL AREA MAY VARY FROM THE STATED AREA. 4. DRAWING ARE NOT TO SCALE. 5. LAYOUT REPRESENTATION AND IMAGES ARE FOR ILLUSTRATIVE PURPOSES ONLY AND MAY NOT REPRESENT THE ACTUAL SIZE, FEATURES, SPECIFICATIONS FOR KITCHEN FIXTURES, APPLIANCES, FITTINGS, FURNITURE OR FURNISHINGS AND FACADE. ACTUAL PRODUCTS AND DETAILS MAY VARY. 6. THE DEVELOPER RESERVES THE RIGHT TO MAKE REVISIONS/ ALTERATIONS, AT ITS ABSOLUTE DISCRETION, WITHOUT PRIOR INTIMATION OR ANY LIABILITY WHATSOEVER.

SOBHA
DOWNTOWN
UMM AL QUWAIN

1

BEDROOM
APARTMENT

TYPE D - VARIANT 1
(with powder room + balcony)

SOBHA
AQUAMONT

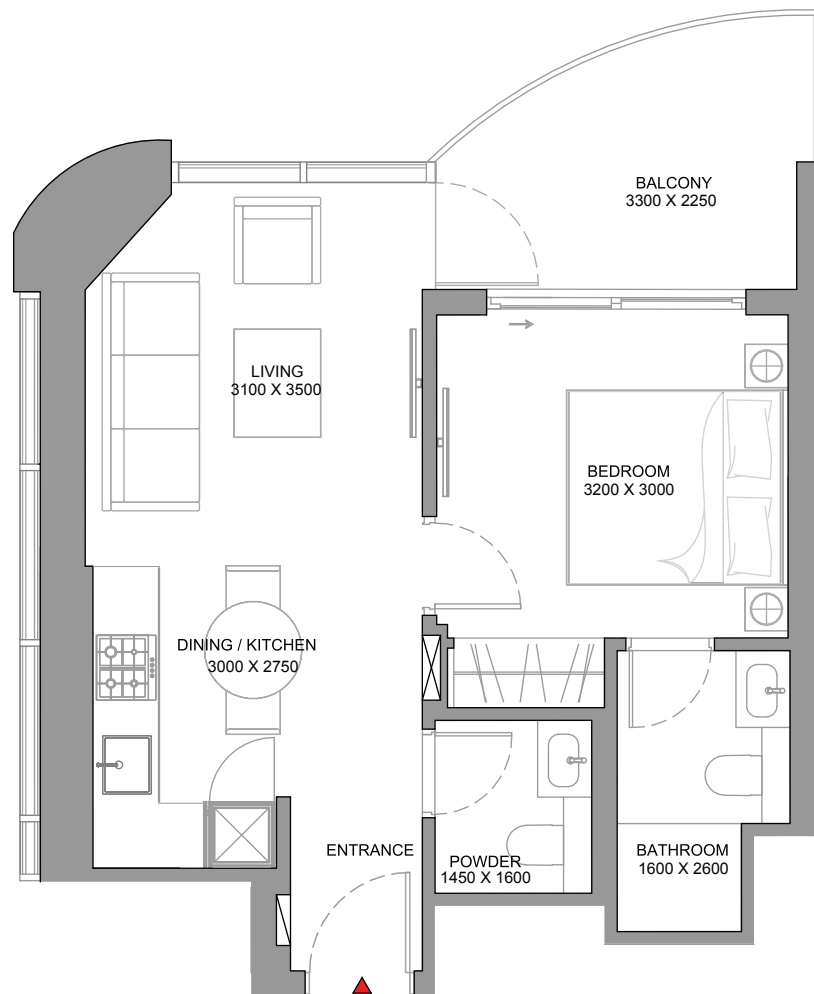
TOWER B

TOTAL SALEABLE AREA

SUITE RANGE = 94.49 SQ.FT.

BALCONY = 86.22 SQ.FT.

TOTAL RANGE = 580.71 SQ.FT.



List of unit numbers with this unit plan:

VIEWS

Sea & Amenity View

B-203, B-303, B-403, B-503, B-603, B-703, B-803, B-903, B-1003, B-1103, B-1203, B-1303, B-1403, B-1503, B-1603, B-1703, B-1803, B-1903, B-2003, B-2303, B-2403, B-2503, B-2603, B-2703, B-2803, B-2903, B-3003, B-3103, B-3203, B-3303, B-3403

DISCLAIMER: 1. ALL DIMENSIONS ARE IN METRIC, MEASURED TO WALL. 2. ALL DIMENSIONS & DRAWINGS ARE APPROXIMATE. 3. ACTUAL AREA MAY VARY FROM THE STATED AREA. 4. DRAWING ARE NOT TO SCALE. 5. LAYOUT REPRESENTATION AND IMAGES ARE FOR ILLUSTRATIVE PURPOSES ONLY AND MAY NOT REPRESENT THE ACTUAL SIZE, FEATURES, SPECIFICATIONS FOR KITCHEN FIXTURES, APPLIANCES, FITTINGS, FURNITURE OR FURNISHINGS AND FACADE. ACTUAL PRODUCTS AND DETAILS MAY VARY. 6. THE DEVELOPER RESERVES THE RIGHT TO MAKE REVISIONS/ ALTERATIONS, AT ITS ABSOLUTE DISCRETION, WITHOUT PRIOR INTIMATION OR ANY LIABILITY WHATSOEVER.

SOBHA
DOWNTOWN
UMM AL QUWAIN

2 BEDROOM APARTMENT TYPE A - VARIANT 1 (with powder room + balcony)

TOTAL SALEABLE AREA

SUITE RANGE = 689.00 SQ.FT.

BALCONY = 86.11 SQ.FT.

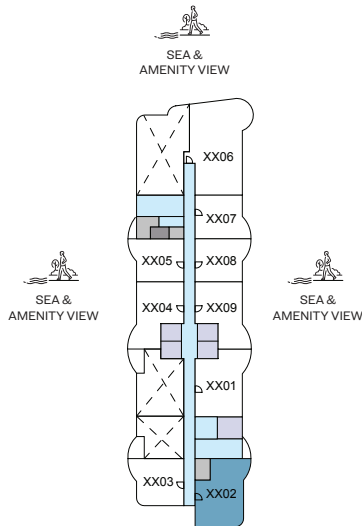
TOTAL RANGE = 775.11 SQ.FT.

SOBHA AQUAMONT

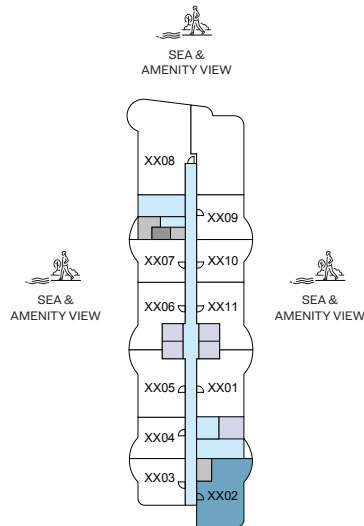
TOWER B



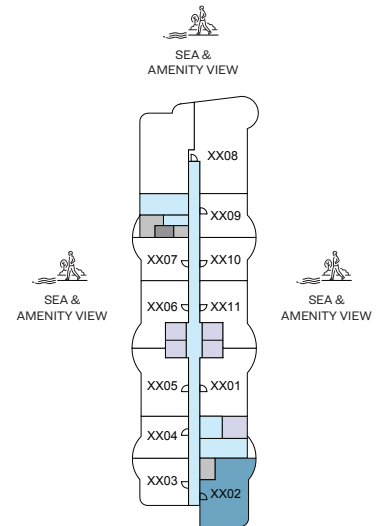
UNIT



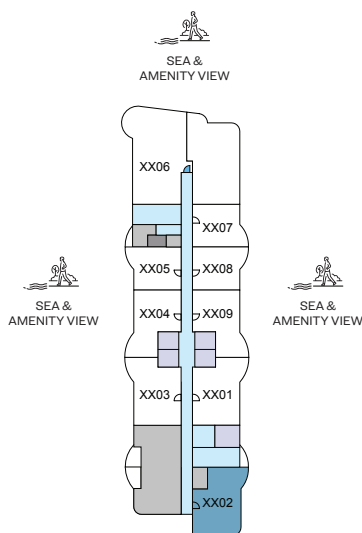
LEVEL 02



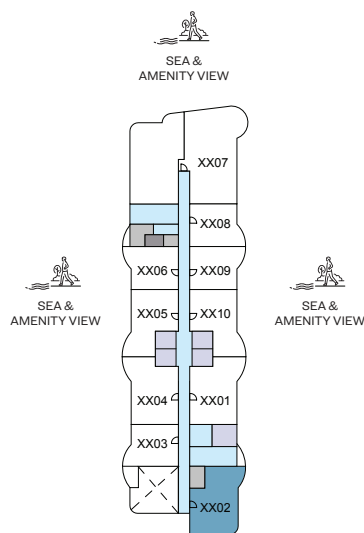
LEVEL 03, 05, 09, 11, 13, 15,
19, 23, 25, 29, 31 & 33



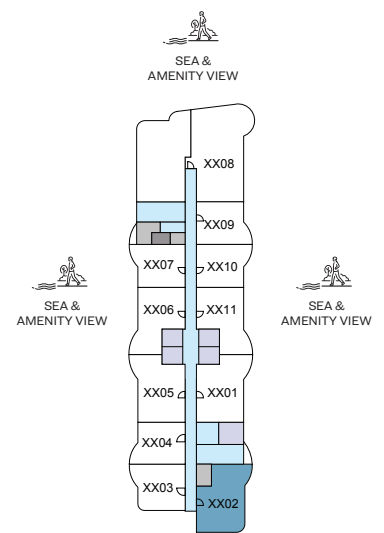
LEVEL 04, 06, 10, 12, 14, 16,
18, 20, 24, 26, 28, 30 & 32



LEVEL 21



LEVEL 22



LEVEL 34

List of unit numbers with this unit plan:

VIEWS

Sea & Amenity View

B-202, B-302, B-402, B-502, B-602, B-902, B-1002, B-1102, B-1202, B-1302, B-1402, B-1502, B-1602, B-1802, B-1902, B-2002, B-2102, B-2202, B-2302, B-2402, B-2502, B-2602, B-2802, B-2902, B-3002, B-3102, B-3202, B-3302, B-3402

DISCLAIMER: 1. ALL DIMENSIONS ARE IN METRIC, MEASURED TO WALL. 2. ALL DIMENSIONS & DRAWINGS ARE APPROXIMATE. 3. ACTUAL AREA MAY VARY FROM THE STATED AREA. 4. DRAWING ARE NOT TO SCALE. 5. LAYOUT REPRESENTATION AND IMAGES ARE FOR ILLUSTRATIVE PURPOSES ONLY AND MAY NOT REPRESENT THE ACTUAL SIZE, FEATURES, SPECIFICATIONS FOR KITCHEN FIXTURES, APPLIANCES, FITTINGS, FURNITURE OR FURNISHINGS AND FACADE. ACTUAL PRODUCTS AND DETAILS MAY VARY. 6. THE DEVELOPER RESERVES THE RIGHT TO MAKE REVISIONS/ ALTERATIONS, AT ITS ABSOLUTE DISCRETION, WITHOUT PRIOR INTIMATION OR ANY LIABILITY WHATSOEVER.

SOBHA
DOWNTOWN
UMM AL QUWAIN

2 BEDROOM APARTMENT

TYPE A - VARIANT 1

(with powder room + balcony)

SOBHA AQUAMONT

TOWER B

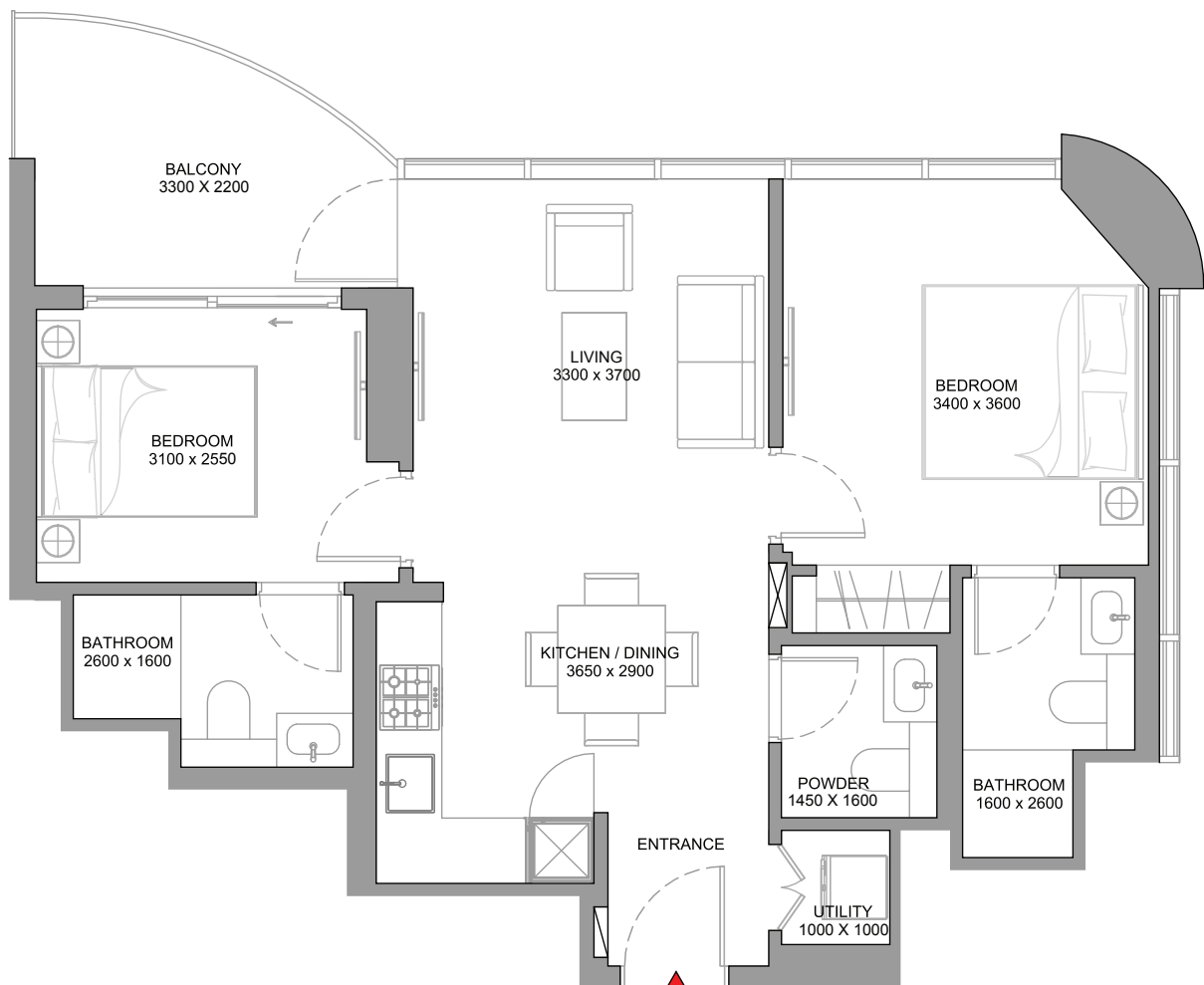


TOTAL SALEABLE AREA

SUITE RANGE = 689.00 SQ.FT.

BALCONY = 86.11 SQ.FT.

TOTAL RANGE = 775.11 SQ.FT.



List of unit numbers with this unit plan:

VIEWS

Sea & Amenity View

B-202, B-302, B-402, B-502, B-602, B-902, B-1002, B-1102, B-1202, B-1302, B-1402, B-1502, B-1602, B-1802, B-1902, B-2002, B-2102, B-2202, B-2302, B-2402, B-2502, B-2602, B-2802, B-2902, B-3002, B-3102, B-3202, B-3302, B-3402

DISCLAIMER: 1. ALL DIMENSIONS ARE IN METRIC, MEASURED TO WALL. 2. ALL DIMENSIONS & DRAWINGS ARE APPROXIMATE. 3. ACTUAL AREA MAY VARY FROM THE STATED AREA. 4. DRAWING ARE NOT TO SCALE. 5. LAYOUT REPRESENTATION AND IMAGES ARE FOR ILLUSTRATIVE PURPOSES ONLY AND MAY NOT REPRESENT THE ACTUAL SIZE, FEATURES, SPECIFICATIONS FOR KITCHEN FIXTURES, APPLIANCES, FITTINGS, FURNITURE OR FURNISHINGS AND FACADE. ACTUAL PRODUCTS AND DETAILS MAY VARY. 6. THE DEVELOPER RESERVES THE RIGHT TO MAKE REVISIONS/ ALTERATIONS, AT ITS ABSOLUTE DISCRETION, WITHOUT PRIOR INTIMATION OR ANY LIABILITY WHATSOEVER.

SOBHA
DOWNTOWN
UMM AL QUWAIN

2 BEDROOM APARTMENT TYPE B (with balcony)

TOTAL SALEABLE AREA

SUITE = 634.96 SQ.FT.

BALCONY = 97.74 SQ.FT.

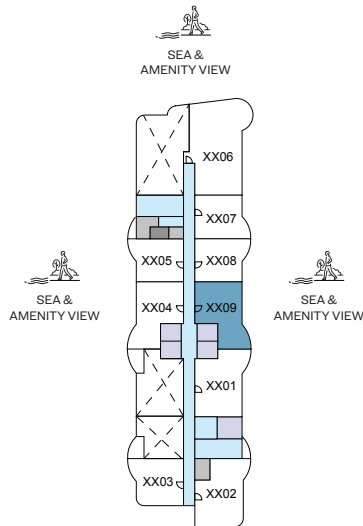
TOTAL = 732.70 SQ.FT.

SOBHA AQUAMONT

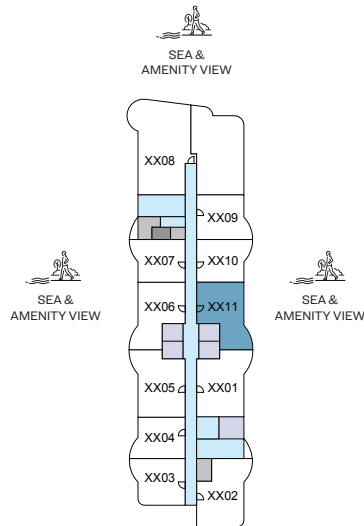
TOWER B



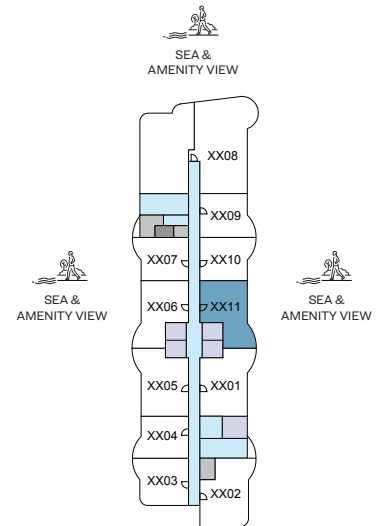
UNIT



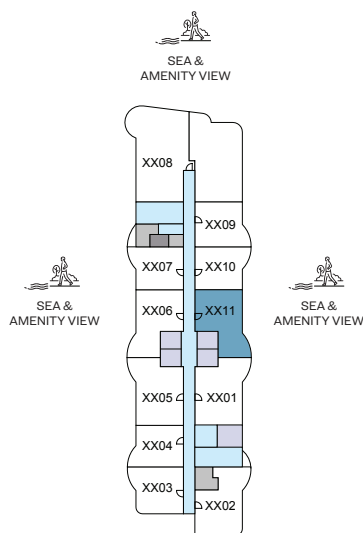
LEVEL 02



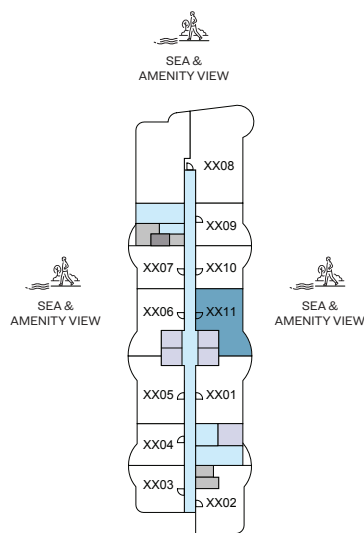
LEVEL 03, 05, 09, 11, 13, 15,
19, 23, 25, 29, 31 & 33



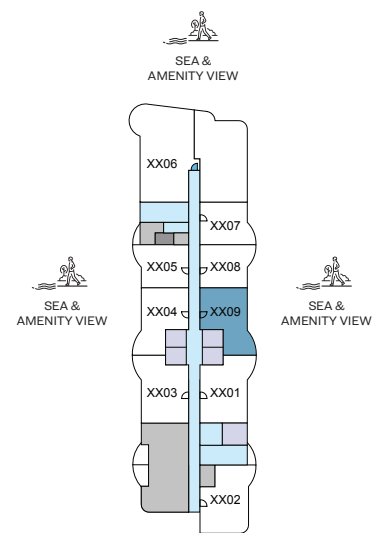
LEVEL 04, 06, 10, 12, 14, 16,
18, 20, 24, 26, 28, 30 & 32



LEVEL 07,17,27



LEVEL 08



LEVEL 21

List of unit numbers with this unit plan:

VIEWS

Sea & Amenity View

209, 311, 411, 511, 611, 711, 811, 911, 1011, 1111, 1211, 1311, 1411, 1511, 1611, 1711, 1811, 1911, 2011, 2109, 2210, 2311, 2411, 2511, 2611, 2711, 2811, 2911, 3011, 3111, 3211, 3311, 3411

DISCLAIMER: 1. ALL DIMENSIONS ARE IN METRIC, MEASURED TO WALL. 2. ALL DIMENSIONS & DRAWINGS ARE APPROXIMATE. 3. ACTUAL AREA MAY VARY FROM THE STATED AREA. 4. DRAWING ARE NOT TO SCALE. 5. LAYOUT REPRESENTATION AND IMAGES ARE FOR ILLUSTRATIVE PURPOSES ONLY AND MAY NOT REPRESENT THE ACTUAL SIZE, FEATURES, SPECIFICATIONS FOR KITCHEN FIXTURES, APPLIANCES, FITTINGS, FURNITURE OR FURNISHINGS AND FACADE. ACTUAL PRODUCTS AND DETAILS MAY VARY. 6. THE DEVELOPER RESERVES THE RIGHT TO MAKE REVISIONS/ ALTERATIONS, AT ITS ABSOLUTE DISCRETION, WITHOUT PRIOR INTIMATION OR ANY LIABILITY WHATSOEVER.

2 BEDROOM APARTMENT TYPE B (with balcony)

TOTAL SALEABLE AREA

SUITE = 634.96 SQ.FT.

BALCONY = 97.74 SQ.FT.

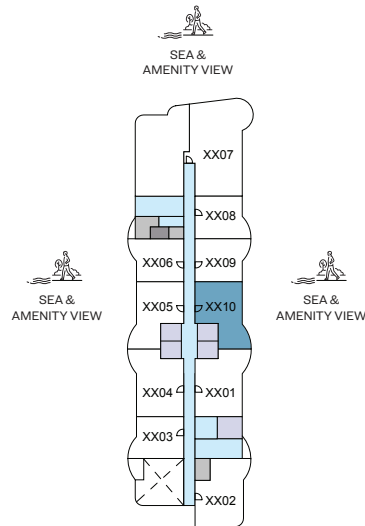
TOTAL = 732.70 SQ.FT.

SOBHA AQUAMONT

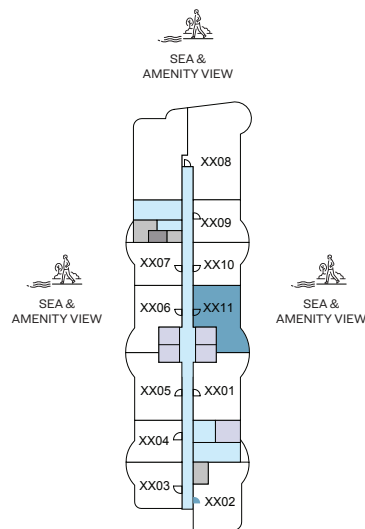
TOWER B



UNIT



LEVEL 22



LEVEL 34

List of unit numbers with this unit plan:

VIEWS

Sea & Amenity View

209, 311, 411, 511, 611, 711, 811, 911, 1011, 1111, 1211, 1311, 1411, 1511, 1611, 1711, 1811, 1911, 2011, 2109, 2210, 2311, 2411, 2511, 2611, 2711, 2811, 2911, 3011, 3111, 3211, 3311, 3411

DISCLAIMER: 1. ALL DIMENSIONS ARE IN METRIC, MEASURED TO WALL. 2. ALL DIMENSIONS & DRAWINGS ARE APPROXIMATE. 3. ACTUAL AREA MAY VARY FROM THE STATED AREA. 4. DRAWING ARE NOT TO SCALE. 5. LAYOUT REPRESENTATION AND IMAGES ARE FOR ILLUSTRATIVE PURPOSES ONLY AND MAY NOT REPRESENT THE ACTUAL SIZE, FEATURES, SPECIFICATIONS FOR KITCHEN FIXTURES, APPLIANCES, FITTINGS, FURNITURE OR FURNISHINGS AND FACADE. ACTUAL PRODUCTS AND DETAILS MAY VARY. 6. THE DEVELOPER RESERVES THE RIGHT TO MAKE REVISIONS/ ALTERATIONS, AT ITS ABSOLUTE DISCRETION, WITHOUT PRIOR INTIMATION OR ANY LIABILITY WHATSOEVER.

2 BEDROOM APARTMENT TYPE B (with balcony)

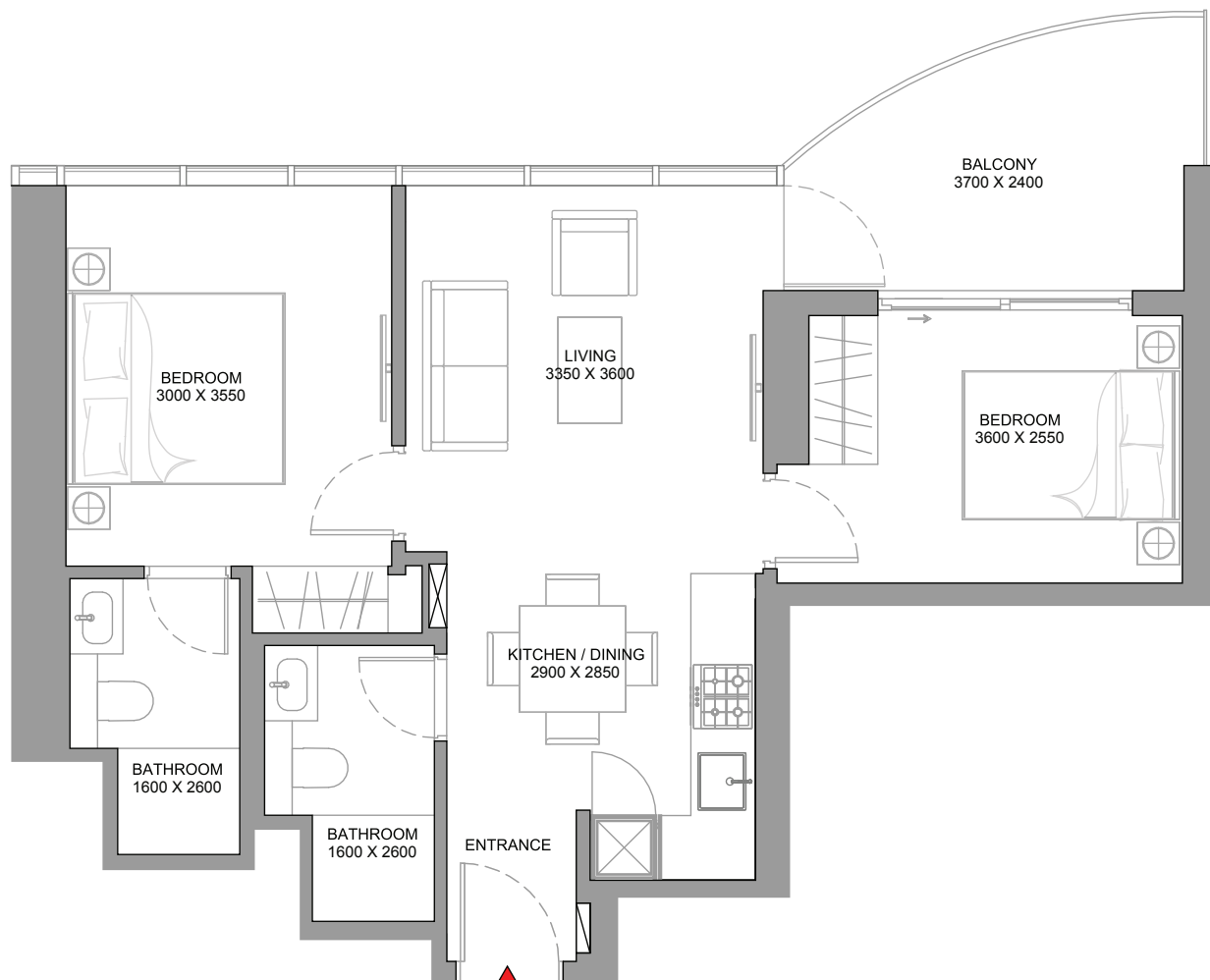
TOTAL SALEABLE AREA

SUITE = 634.96 SQ.FT.

BALCONY = 97.74 SQ.FT.

TOTAL = 732.70 SQ.FT.

SOBHA AQUAMONT TOWER B



List of unit numbers with this unit plan:

VIEWS

Sea & Amenity View

209, 311, 411, 511, 611, 711, 811, 911, 1011, 1111, 1211, 1311, 1411, 1511, 1611, 1711, 1811, 1911, 2011, 2109, 2210, 2311, 2411, 2511, 2611, 2711, 2811, 2911, 3011, 3111, 3211, 3311, 3411

DISCLAIMER: 1. ALL DIMENSIONS ARE IN METRIC, MEASURED TO WALL. 2. ALL DIMENSIONS & DRAWINGS ARE APPROXIMATE. 3. ACTUAL AREA MAY VARY FROM THE STATED AREA. 4. DRAWING ARE NOT TO SCALE. 5. LAYOUT REPRESENTATION AND IMAGES ARE FOR ILLUSTRATIVE PURPOSES ONLY AND MAY NOT REPRESENT THE ACTUAL SIZE, FEATURES, SPECIFICATIONS FOR KITCHEN FIXTURES, APPLIANCES, FITTINGS, FURNITURE OR FURNISHINGS AND FACADE. ACTUAL PRODUCTS AND DETAILS MAY VARY. 6. THE DEVELOPER RESERVES THE RIGHT TO MAKE REVISIONS/ ALTERATIONS, AT ITS ABSOLUTE DISCRETION, WITHOUT PRIOR INTIMATION OR ANY LIABILITY WHATSOEVER.

SOBHA
DOWNTOWN
UMM AL QUWAIN

2 BEDROOM APARTMENT TYPE B - VARIANT 1 (with balcony)

TOTAL SALEABLE AREA

SUITE = 630.66 SQ.FT.

BALCONY = 97.74 SQ.FT.

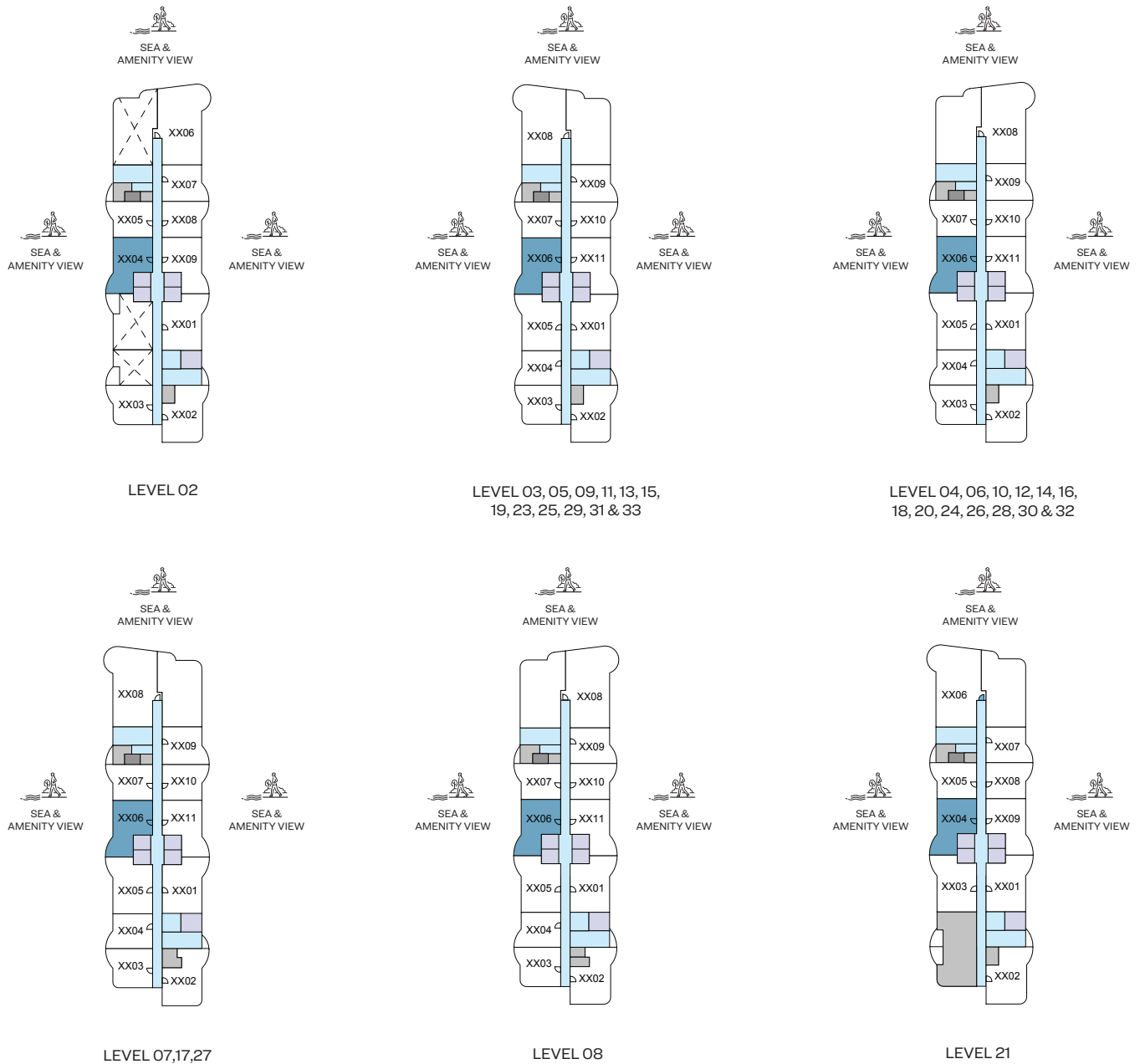
TOTAL = 728.39 SQ.FT.

SOBHA AQUAMONT

TOWER B



UNIT



List of unit numbers with this unit plan:

VIEWS

Sea & Amenity View

B-206, B-306, B-406, B-506, B-606, B-706, B-806, B-906, B-1006, B-1106, B-1206, B-1306, B-1406, B-1506, B-1606, B-1706, B-1806, B-1906, B-2006, B-2104, B-2205, B-2306, B-2406, B-2506, B-2606, B-2706, B-2806, B-2906, B-3006, B-3106, B-3206, B-3306, B-3406

DISCLAIMER: 1. ALL DIMENSIONS ARE IN METRIC, MEASURED TO WALL. 2. ALL DIMENSIONS & DRAWINGS ARE APPROXIMATE. 3. ACTUAL AREA MAY VARY FROM THE STATED AREA. 4. DRAWING ARE NOT TO SCALE. 5. LAYOUT REPRESENTATION AND IMAGES ARE FOR ILLUSTRATIVE PURPOSES ONLY AND MAY NOT REPRESENT THE ACTUAL SIZE, FEATURES, SPECIFICATIONS FOR KITCHEN FIXTURES, APPLIANCES, FITTINGS, FURNITURE OR FURNISHINGS AND FACADE. ACTUAL PRODUCTS AND DETAILS MAY VARY. 6. THE DEVELOPER RESERVES THE RIGHT TO MAKE REVISIONS/ ALTERATIONS, AT ITS ABSOLUTE DISCRETION, WITHOUT PRIOR INTIMATION OR ANY LIABILITY WHATSOEVER.

SOBHA
DOWNTOWN
UMM AL QUWAIN

2 BEDROOM APARTMENT

TYPE B - VARIANT 1

(with balcony)

TOTAL SALEABLE AREA

SUITE = 630.66 SQ.FT.

BALCONY = 97.74 SQ.FT.

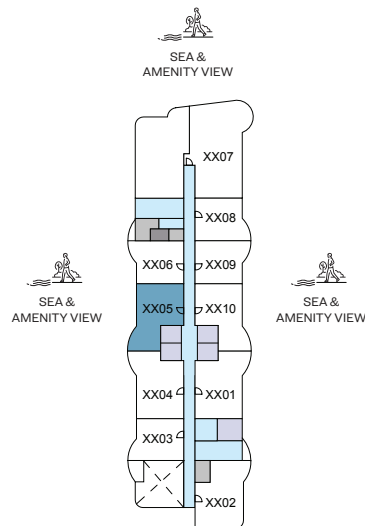
TOTAL = 728.39 SQ.FT.

SOBHA AQUAMONT

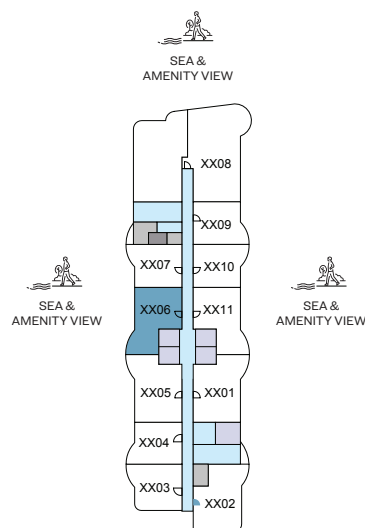
TOWER B



UNIT



LEVEL 22



LEVEL 34

List of unit numbers with this unit plan:

VIEWS

Sea & Amenity View

B-206, B-306, B-406, B-506, B-606, B-706, B-806, B-906, B-1006, B-1106, B-1206, B-1306, B-1406, B-1506, B-1606, B-1706, B-1806, B-1906, B-2006, B-2104, B-2205, B-2306, B-2406, B-2506, B-2606, B-2706, B-2806, B-2906, B-3006, B-3106, B-3206, B-3306, B-3406

DISCLAIMER: 1. ALL DIMENSIONS ARE IN METRIC, MEASURED TO WALL. 2. ALL DIMENSIONS & DRAWINGS ARE APPROXIMATE. 3. ACTUAL AREA MAY VARY FROM THE STATED AREA. 4. DRAWING ARE NOT TO SCALE. 5. LAYOUT REPRESENTATION AND IMAGES ARE FOR ILLUSTRATIVE PURPOSES ONLY AND MAY NOT REPRESENT THE ACTUAL SIZE, FEATURES, SPECIFICATIONS FOR KITCHEN FIXTURES, APPLIANCES, FITTINGS, FURNITURE OR FURNISHINGS AND FACADE. ACTUAL PRODUCTS AND DETAILS MAY VARY. 6. THE DEVELOPER RESERVES THE RIGHT TO MAKE REVISIONS/ ALTERATIONS, AT ITS ABSOLUTE DISCRETION, WITHOUT PRIOR INTIMATION OR ANY LIABILITY WHATSOEVER.

SOBHA
DOWNTOWN
UMM AL QUWAIN

2 BEDROOM APARTMENT

TYPE B - VARIANT 1

(with balcony)

TOTAL SALEABLE AREA

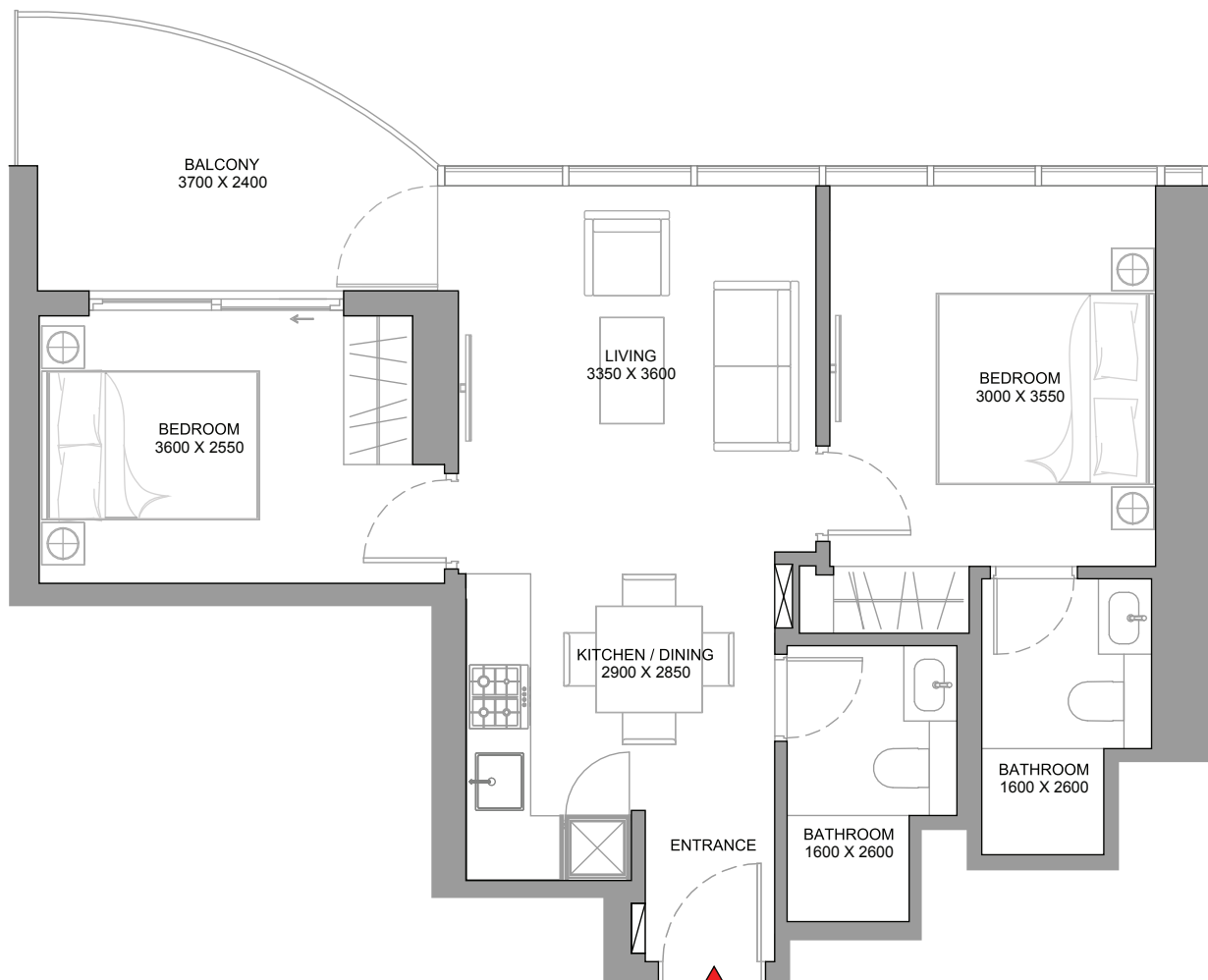
SUITE = 630.66 SQ.FT.

BALCONY = 97.74 SQ.FT.

TOTAL = 728.39 SQ.FT.

SOBHA AQUAMONT

TOWER B



List of unit numbers with this unit plan:

VIEWS

Sea & Amenity View

B-206, B-306, B-406, B-506, B-606, B-706, B-806, B-906, B-1006, B-1106, B-1206, B-1306, B-1406, B-1506, B-1606, B-1706, B-1806, B-1906, B-2006, B-2104, B-2205, B-2306, B-2406, B-2506, B-2606, B-2706, B-2806, B-2906, B-3006, B-3106, B-3206, B-3306, B-3406

DISCLAIMER: 1. ALL DIMENSIONS ARE IN METRIC, MEASURED TO WALL. 2. ALL DIMENSIONS & DRAWINGS ARE APPROXIMATE. 3. ACTUAL AREA MAY VARY FROM THE STATED AREA. 4. DRAWING ARE NOT TO SCALE. 5. LAYOUT REPRESENTATION AND IMAGES ARE FOR ILLUSTRATIVE PURPOSES ONLY AND MAY NOT REPRESENT THE ACTUAL SIZE, FEATURES, SPECIFICATIONS FOR KITCHEN FIXTURES, APPLIANCES, FITTINGS, FURNITURE OR FURNISHINGS AND FACADE. ACTUAL PRODUCTS AND DETAILS MAY VARY. 6. THE DEVELOPER RESERVES THE RIGHT TO MAKE REVISIONS/ ALTERATIONS, AT ITS ABSOLUTE DISCRETION, WITHOUT PRIOR INTIMATION OR ANY LIABILITY WHATSOEVER.

SOBHA
DOWNTOWN
UMM AL QUWAIN

2 BEDROOM APARTMENT TYPE F - VARIANT 1 (with balcony)

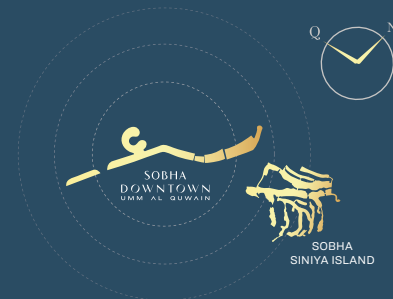
TOTAL SALEABLE AREA

SUITE = 641.74 SQ.FT.

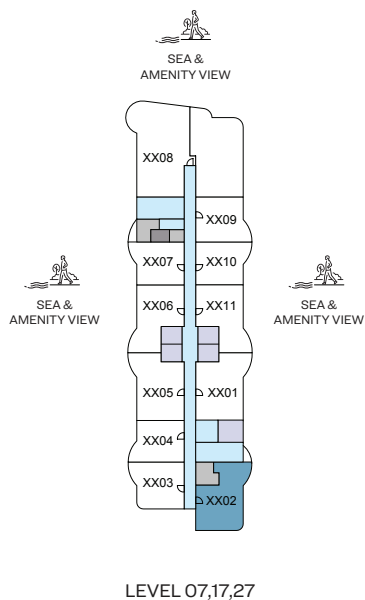
BALCONY = 86.11 SQ.FT.

TOTAL = 727.85 SQ.FT.

SOBHA AQUAMONT TOWER B



UNIT



List of unit numbers with this unit plan:

VIEWS

Sea & Amenity View

B-702, B-1702, B-2702

DISCLAIMER: 1. ALL DIMENSIONS ARE IN METRIC, MEASURED TO WALL. 2. ALL DIMENSIONS & DRAWINGS ARE APPROXIMATE. 3. ACTUAL AREA MAY VARY FROM THE STATED AREA. 4. DRAWING ARE NOT TO SCALE. 5. LAYOUT REPRESENTATION AND IMAGES ARE FOR ILLUSTRATIVE PURPOSES ONLY AND MAY NOT REPRESENT THE ACTUAL SIZE, FEATURES, SPECIFICATIONS FOR KITCHEN FIXTURES, APPLIANCES, FITTINGS, FURNITURE OR FURNISHINGS AND FACADE. ACTUAL PRODUCTS AND DETAILS MAY VARY. 6. THE DEVELOPER RESERVES THE RIGHT TO MAKE REVISIONS/ ALTERATIONS, AT ITS ABSOLUTE DISCRETION, WITHOUT PRIOR INTIMATION OR ANY LIABILITY WHATSOEVER.

SOBHA
DOWNTOWN
UMM AL QUWAIN

2 BEDROOM APARTMENT TYPE F - VARIANT 1 (with balcony)

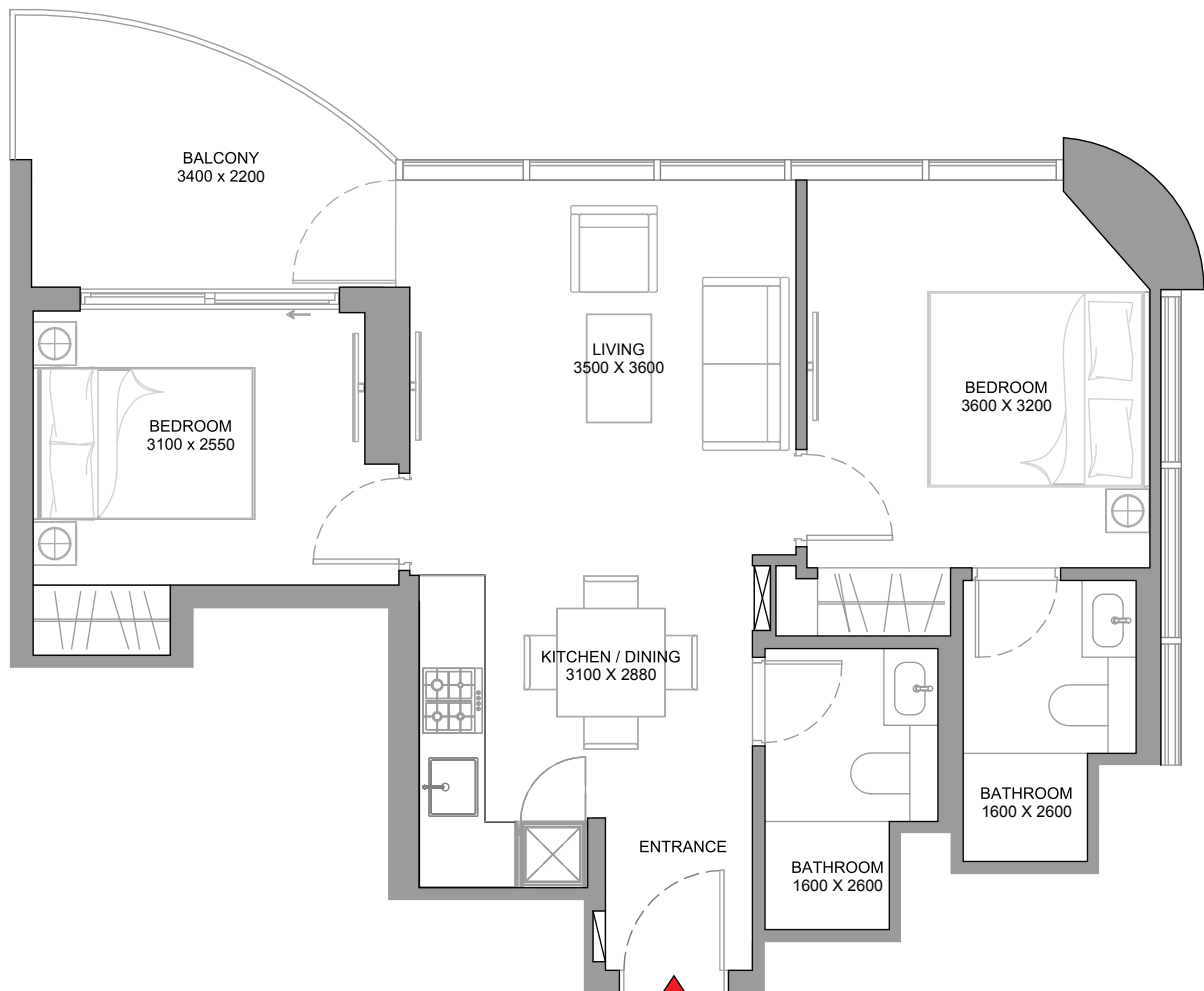
TOTAL SALEABLE AREA

SUITE = 641.74 SQ.FT.

BALCONY = 86.11 SQ.FT.

TOTAL = 727.85 SQ.FT.

SOBHA AQUAMONT TOWER B



List of unit numbers with this unit plan:

VIEWS

Sea & Amenity View

B-702, B-1702, B-2702

DISCLAIMER: 1. ALL DIMENSIONS ARE IN METRIC, MEASURED TO WALL. 2. ALL DIMENSIONS & DRAWINGS ARE APPROXIMATE. 3. ACTUAL AREA MAY VARY FROM THE STATED AREA. 4. DRAWING ARE NOT TO SCALE. 5. LAYOUT REPRESENTATION AND IMAGES ARE FOR ILLUSTRATIVE PURPOSES ONLY AND MAY NOT REPRESENT THE ACTUAL SIZE, FEATURES, SPECIFICATIONS FOR KITCHEN FIXTURES, APPLIANCES, FITTINGS, FURNITURE OR FURNISHINGS AND FACADE. ACTUAL PRODUCTS AND DETAILS MAY VARY. 6. THE DEVELOPER RESERVES THE RIGHT TO MAKE REVISIONS/ ALTERATIONS, AT ITS ABSOLUTE DISCRETION, WITHOUT PRIOR INTIMATION OR ANY LIABILITY WHATSOEVER.

SOBHA
DOWNTOWN
UMM AL QUWAIN

2 BEDROOM APARTMENT TYPE G - VARIANT 1 (with balcony)

TOTAL SALEABLE AREA

SUITE = 672.31 SQ.FT.

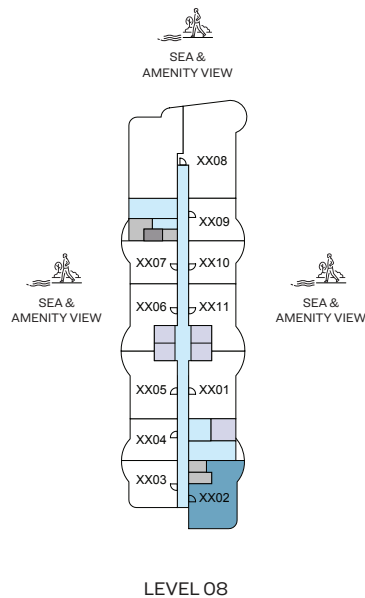
BALCONY = 86.11 SQ.FT.

TOTAL = 758.42 SQ.FT.

SOBHA AQUAMONT TOWER B



UNIT



List of unit numbers with this unit plan:

VIEWS

Sea & Amenity View

B-802

DISCLAIMER: 1. ALL DIMENSIONS ARE IN METRIC, MEASURED TO WALL. 2. ALL DIMENSIONS & DRAWINGS ARE APPROXIMATE. 3. ACTUAL AREA MAY VARY FROM THE STATED AREA. 4. DRAWING ARE NOT TO SCALE. 5. LAYOUT REPRESENTATION AND IMAGES ARE FOR ILLUSTRATIVE PURPOSES ONLY AND MAY NOT REPRESENT THE ACTUAL SIZE, FEATURES, SPECIFICATIONS FOR KITCHEN FIXTURES, APPLIANCES, FITTINGS, FURNITURE OR FURNISHINGS AND FACADE. ACTUAL PRODUCTS AND DETAILS MAY VARY. 6. THE DEVELOPER RESERVES THE RIGHT TO MAKE REVISIONS/ ALTERATIONS, AT ITS ABSOLUTE DISCRETION, WITHOUT PRIOR INTIMATION OR ANY LIABILITY WHATSOEVER.

SOBHA
DOWNTOWN
UMM AL QUWAIN

2 BEDROOM APARTMENT TYPE G - VARIANT 1 (with balcony)

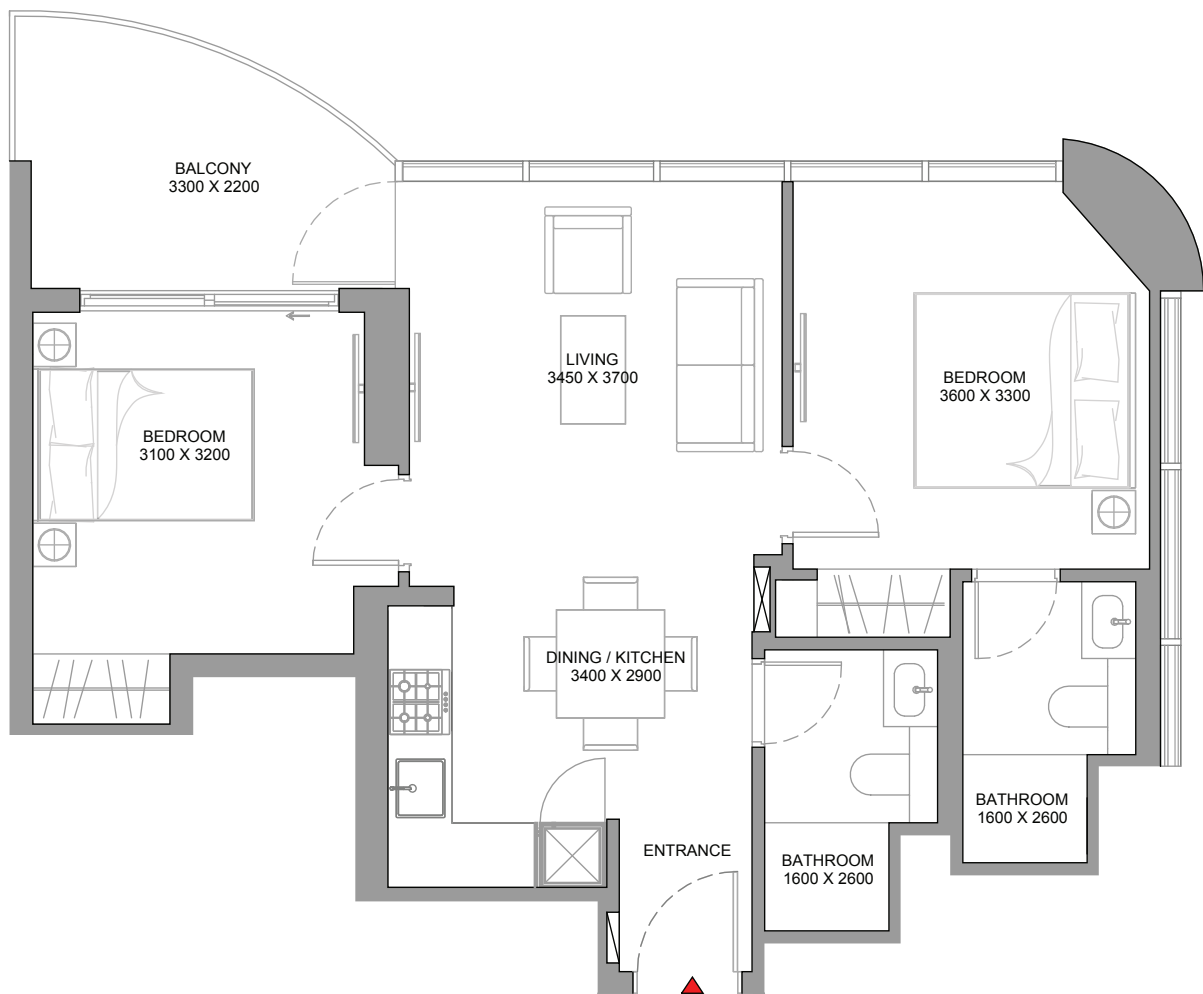
TOTAL SALEABLE AREA

SUITE = 672.31 SQ.FT.

BALCONY = 86.11 SQ.FT.

TOTAL = 758.42 SQ.FT.

SOBHA AQUAMONT TOWER B



List of unit numbers with this unit plan:

VIEWS

Sea & Amenity View

B-802

DISCLAIMER: 1. ALL DIMENSIONS ARE IN METRIC, MEASURED TO WALL. 2. ALL DIMENSIONS & DRAWINGS ARE APPROXIMATE. 3. ACTUAL AREA MAY VARY FROM THE STATED AREA. 4. DRAWING ARE NOT TO SCALE. 5. LAYOUT REPRESENTATION AND IMAGES ARE FOR ILLUSTRATIVE PURPOSES ONLY AND MAY NOT REPRESENT THE ACTUAL SIZE, FEATURES, SPECIFICATIONS FOR KITCHEN FIXTURES, APPLIANCES, FITTINGS, FURNITURE OR FURNISHINGS AND FACADE. ACTUAL PRODUCTS AND DETAILS MAY VARY. 6. THE DEVELOPER RESERVES THE RIGHT TO MAKE REVISIONS/ ALTERATIONS, AT ITS ABSOLUTE DISCRETION, WITHOUT PRIOR INTIMATION OR ANY LIABILITY WHATSOEVER.

SOBHA
DOWNTOWN
UMM AL QUWAIN

2 BEDROOM APARTMENT TYPE H - VARIANT 1 (with balcony)

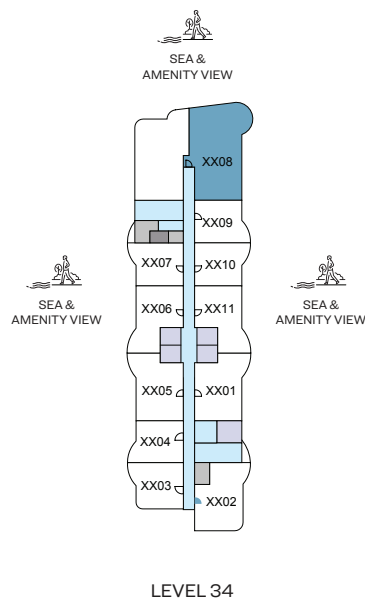
TOTAL SALEABLE AREA

SUITE = 1,097.27 SQ.FT.
BALCONY = 287.40 SQ.FT.
TOTAL = 1,384.67 SQ.FT.

SOBHA AQUAMONT TOWER B



UNIT



List of unit numbers with this unit plan:

VIEWS

Sea & Amenity View
B-3408

DISCLAIMER: 1. ALL DIMENSIONS ARE IN METRIC, MEASURED TO WALL. 2. ALL DIMENSIONS & DRAWINGS ARE APPROXIMATE. 3. ACTUAL AREA MAY VARY FROM THE STATED AREA. 4. DRAWING ARE NOT TO SCALE. 5. LAYOUT REPRESENTATION AND IMAGES ARE FOR ILLUSTRATIVE PURPOSES ONLY AND MAY NOT REPRESENT THE ACTUAL SIZE, FEATURES, SPECIFICATIONS FOR KITCHEN FIXTURES, APPLIANCES, FITTINGS, FURNITURE OR FURNISHINGS AND FACADE. ACTUAL PRODUCTS AND DETAILS MAY VARY. 6. THE DEVELOPER RESERVES THE RIGHT TO MAKE REVISIONS/ ALTERATIONS, AT ITS ABSOLUTE DISCRETION, WITHOUT PRIOR INTIMATION OR ANY LIABILITY WHATSOEVER.

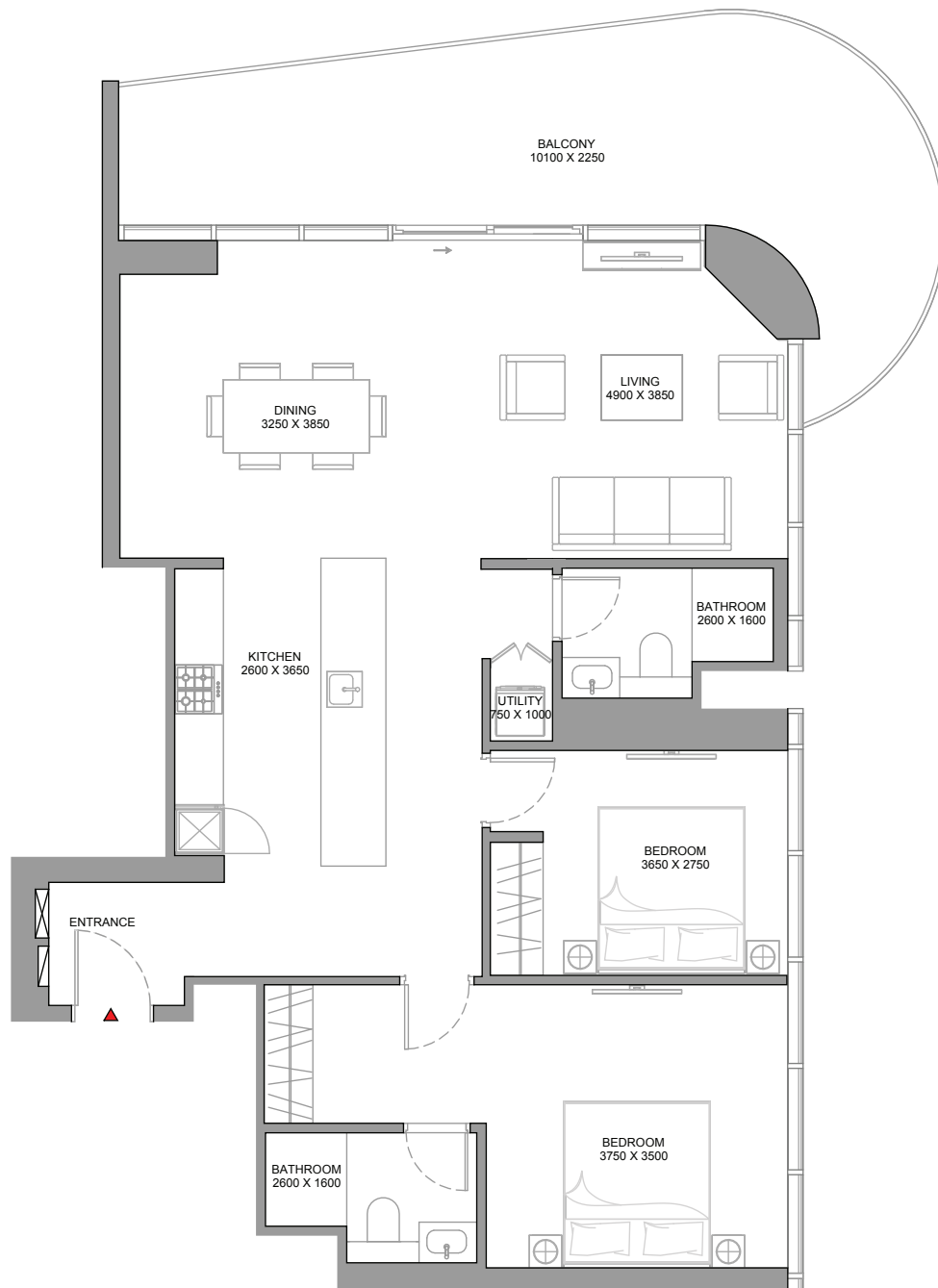
SOBHA
DOWNTOWN
UMM AL QUWAIN

2 BEDROOM APARTMENT TYPE H - VARIANT 1 (with balcony)

TOTAL SALEABLE AREA

SUITE = 1,097.27 SQ.FT.
BALCONY = 287.40 SQ.FT.
TOTAL = 1,384.67 SQ.FT.

SOBHA AQUAMONT TOWER B



List of unit numbers with this unit plan:

VIEWS

Sea & Amenity View
B-3408

DISCLAIMER: 1. ALL DIMENSIONS ARE IN METRIC, MEASURED TO WALL. 2. ALL DIMENSIONS & DRAWINGS ARE APPROXIMATE. 3. ACTUAL AREA MAY VARY FROM THE STATED AREA. 4. DRAWING ARE NOT TO SCALE. 5. LAYOUT REPRESENTATION AND IMAGES ARE FOR ILLUSTRATIVE PURPOSES ONLY AND MAY NOT REPRESENT THE ACTUAL SIZE, FEATURES, SPECIFICATIONS FOR KITCHEN FIXTURES, APPLIANCES, FITTINGS, FURNITURE OR FURNISHINGS AND FACADE. ACTUAL PRODUCTS AND DETAILS MAY VARY. 6. THE DEVELOPER RESERVES THE RIGHT TO MAKE REVISIONS/ ALTERATIONS, AT ITS ABSOLUTE DISCRETION, WITHOUT PRIOR INTIMATION OR ANY LIABILITY WHATSOEVER.

SOBHA
DOWNTOWN
UMM AL QUWAIN

2 BEDROOM APARTMENT TYPE I (with powder room + yard)

TOTAL SALEABLE AREA

SUITE = 686.84 SQ.FT.

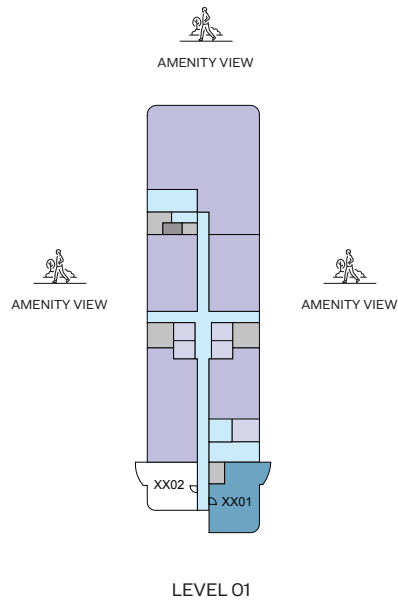
BALCONY = 108.72 SQ.FT.

TOTAL = 795.56 SQ.FT.

SOBHA AQUAMONT TOWER B



UNIT



List of unit numbers with this unit plan:

VIEWS

Amenity View

B-101

DISCLAIMER: 1. ALL DIMENSIONS ARE IN METRIC, MEASURED TO WALL. 2. ALL DIMENSIONS & DRAWINGS ARE APPROXIMATE. 3. ACTUAL AREA MAY VARY FROM THE STATED AREA. 4. DRAWING ARE NOT TO SCALE. 5. LAYOUT REPRESENTATION AND IMAGES ARE FOR ILLUSTRATIVE PURPOSES ONLY AND MAY NOT REPRESENT THE ACTUAL SIZE, FEATURES, SPECIFICATIONS FOR KITCHEN FIXTURES, APPLIANCES, FITTINGS, FURNITURE OR FURNISHINGS AND FACADE. ACTUAL PRODUCTS AND DETAILS MAY VARY. 6. THE DEVELOPER RESERVES THE RIGHT TO MAKE REVISIONS/ ALTERATIONS, AT ITS ABSOLUTE DISCRETION, WITHOUT PRIOR INTIMATION OR ANY LIABILITY WHATSOEVER.

SOBHA
DOWNTOWN
UMM AL QUWAIN

2 BEDROOM APARTMENT TYPE I (with powder room + yard)

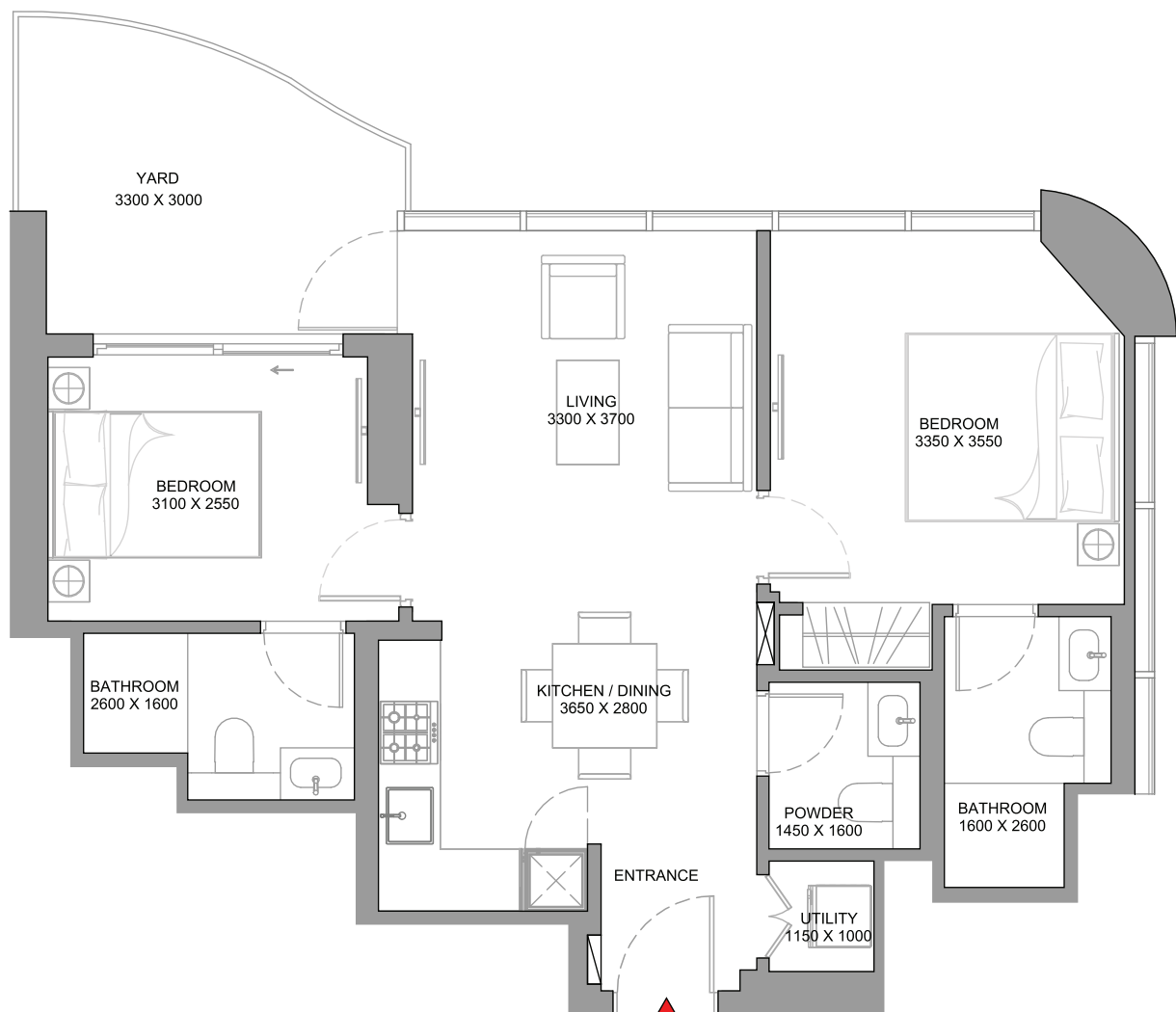
TOTAL SALEABLE AREA

SUITE = 686.84 SQ.FT.

BALCONY = 108.72 SQ.FT.

TOTAL = 795.56 SQ.FT.

SOBHA AQUAMONT TOWER B



List of unit numbers with this unit plan:

VIEWS

Amenity View

B-101

DISCLAIMER: 1. ALL DIMENSIONS ARE IN METRIC, MEASURED TO WALL. 2. ALL DIMENSIONS & DRAWINGS ARE APPROXIMATE. 3. ACTUAL AREA MAY VARY FROM THE STATED AREA. 4. DRAWING ARE NOT TO SCALE. 5. LAYOUT REPRESENTATION AND IMAGES ARE FOR ILLUSTRATIVE PURPOSES ONLY AND MAY NOT REPRESENT THE ACTUAL SIZE, FEATURES, SPECIFICATIONS FOR KITCHEN FIXTURES, APPLIANCES, FITTINGS, FURNITURE OR FURNISHINGS AND FACADE. ACTUAL PRODUCTS AND DETAILS MAY VARY. 6. THE DEVELOPER RESERVES THE RIGHT TO MAKE REVISIONS/ ALTERATIONS, AT ITS ABSOLUTE DISCRETION, WITHOUT PRIOR INTIMATION OR ANY LIABILITY WHATSOEVER.

SOBHA
DOWNTOWN
UMM AL QUWAIN

2 BEDROOM APARTMENT TYPE J (with powder room + balcony)

TOTAL SALEABLE AREA

SUITE RANGE = 695.24 - 697.29 SQ.FT.

BALCONY = 97.74 SQ.FT.

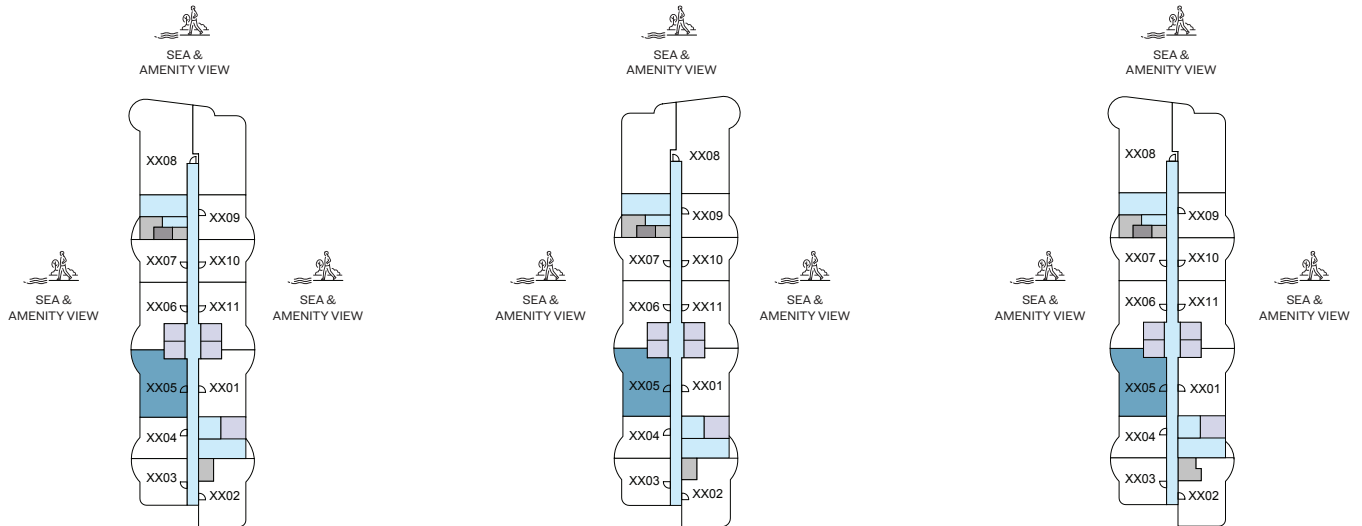
TOTAL RANGE = 792.98 - 795.02 SQ.FT.

SOBHA AQUAMONT

TOWER B



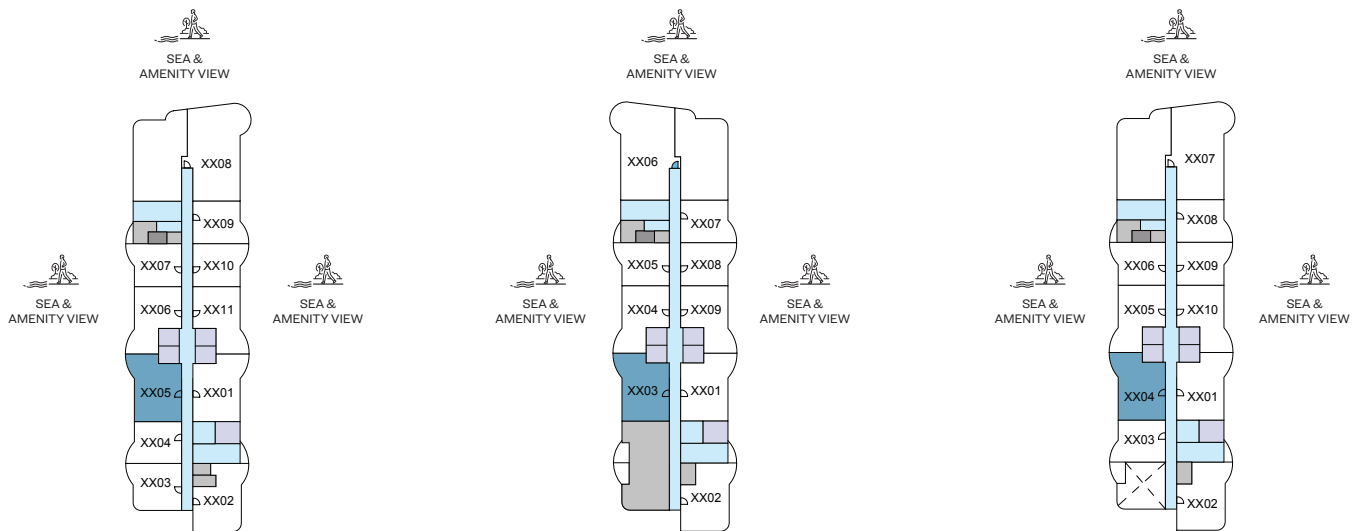
UNIT



LEVEL 03, 05, 09, 11, 13, 15,
19, 23, 25, 29, 31 & 33

LEVEL 04, 06, 10, 12, 14, 16,
18, 20, 24, 26, 28, 30 & 32

LEVEL 07, 17, 27



LEVEL 08

LEVEL 21

LEVEL 22

List of unit numbers with this unit plan:

VIEWS

Sea & Amenity View

B-305, B-405, B-505, B-605, B-705, B-805, B-905, B-1005, B-1105, B-1205, B-1305, B-1405, B-1505, B-1605, B-1705, B-1805, B-1905, B-2005, B-2103, B-2204, B-2305, B-2405, B-2505, B-2605, B-2705, B-2805, B-2905, B-3005, B-3105, B-3205, B-3305, B-3405

DISCLAIMER: 1. ALL DIMENSIONS ARE IN METRIC, MEASURED TO WALL. 2. ALL DIMENSIONS & DRAWINGS ARE APPROXIMATE. 3. ACTUAL AREA MAY VARY FROM THE STATED AREA. 4. DRAWING ARE NOT TO SCALE. 5. LAYOUT REPRESENTATION AND IMAGES ARE FOR ILLUSTRATIVE PURPOSES ONLY AND MAY NOT REPRESENT THE ACTUAL SIZE, FEATURES, SPECIFICATIONS FOR KITCHEN FIXTURES, APPLIANCES, FITTINGS, FURNITURE OR FURNISHINGS AND FACADE. ACTUAL PRODUCTS AND DETAILS MAY VARY. 6. THE DEVELOPER RESERVES THE RIGHT TO MAKE REVISIONS/ ALTERATIONS, AT ITS ABSOLUTE DISCRETION, WITHOUT PRIOR INTIMATION OR ANY LIABILITY WHATSOEVER.

SOBHA
DOWNTOWN
UMM AL QUWAIN

2 BEDROOM APARTMENT

TYPE J

(with powder room + balcony)

TOTAL SALEABLE AREA

SUITE RANGE = 695.24 - 697.29 SQ.FT.

BALCONY = 97.74 SQ.FT.

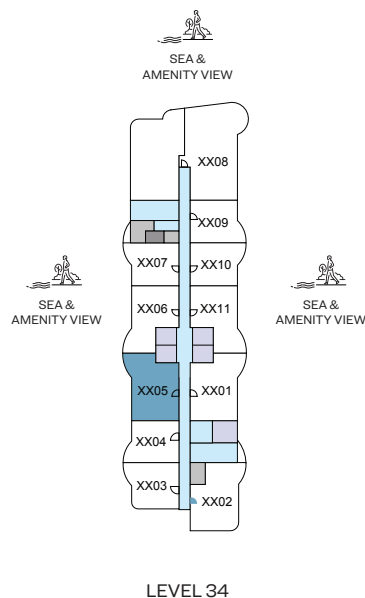
TOTAL RANGE = 792.98 - 795.02 SQ.FT.

SOBHA AQUAMONT

TOWER B



UNIT



List of unit numbers with this unit plan:

VIEWS

Sea & Amenity View

B-305, B-405, B-505, B-605, B-705, B-805, B-905, B-1005, B-1105, B-1205, B-1305, B-1405, B-1505, B-1605, B-1705, B-1805, B-1905, B-2005, B-2103, B-2204, B-2305, B-2405, B-2505, B-2605, B-2705, B-2805, B-2905, B-3005, B-3105, B-3205, B-3305, B-3405

DISCLAIMER: 1. ALL DIMENSIONS ARE IN METRIC, MEASURED TO WALL. 2. ALL DIMENSIONS & DRAWINGS ARE APPROXIMATE. 3. ACTUAL AREA MAY VARY FROM THE STATED AREA. 4. DRAWING ARE NOT TO SCALE. 5. LAYOUT REPRESENTATION AND IMAGES ARE FOR ILLUSTRATIVE PURPOSES ONLY AND MAY NOT REPRESENT THE ACTUAL SIZE, FEATURES, SPECIFICATIONS FOR KITCHEN FIXTURES, APPLIANCES, FITTINGS, FURNITURE OR FURNISHINGS AND FACADE. ACTUAL PRODUCTS AND DETAILS MAY VARY. 6. THE DEVELOPER RESERVES THE RIGHT TO MAKE REVISIONS/ ALTERATIONS, AT ITS ABSOLUTE DISCRETION, WITHOUT PRIOR INTIMATION OR ANY LIABILITY WHATSOEVER.

SOBHA
DOWNTOWN
UMM AL QUWAIN

2 BEDROOM APARTMENT

TYPE J

(with powder room + balcony)

SOBHA AQUAMONT

TOWER B

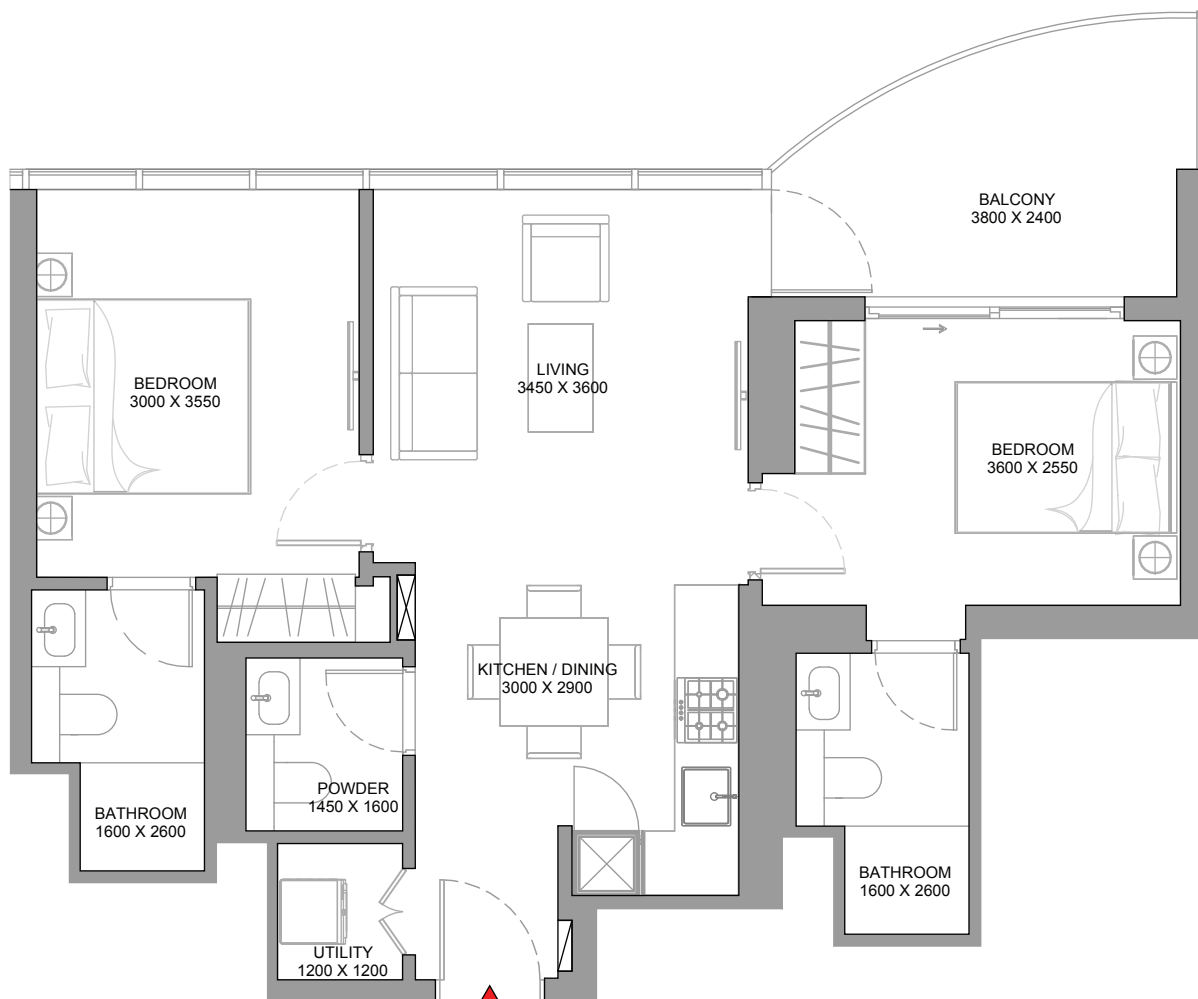


TOTAL SALEABLE AREA

SUITE RANGE = 695.24 - 697.29 SQ.FT.

BALCONY = 97.74 SQ.FT.

TOTAL RANGE = 792.98 - 795.02 SQ.FT.



List of unit numbers with this unit plan:

VIEWS

Sea & Amenity View

B-305, B-405, B-505, B-605, B-705, B-805, B-905, B-1005, B-1105, B-1205, B-1305, B-1405, B-1505, B-1605, B-1705, B-1805, B-1905, B-2005, B-2103, B-2204, B-2305, B-2405, B-2505, B-2605, B-2705, B-2805, B-2905, B-3005, B-3105, B-3205, B-3305, B-3405

DISCLAIMER: 1. ALL DIMENSIONS ARE IN METRIC, MEASURED TO WALL. 2. ALL DIMENSIONS & DRAWINGS ARE APPROXIMATE. 3. ACTUAL AREA MAY VARY FROM THE STATED AREA. 4. DRAWING ARE NOT TO SCALE. 5. LAYOUT REPRESENTATION AND IMAGES ARE FOR ILLUSTRATIVE PURPOSES ONLY AND MAY NOT REPRESENT THE ACTUAL SIZE, FEATURES, SPECIFICATIONS FOR KITCHEN FIXTURES, APPLIANCES, FITTINGS, FURNITURE OR FURNISHINGS AND FACADE. ACTUAL PRODUCTS AND DETAILS MAY VARY. 6. THE DEVELOPER RESERVES THE RIGHT TO MAKE REVISIONS/ ALTERATIONS, AT ITS ABSOLUTE DISCRETION, WITHOUT PRIOR INTIMATION OR ANY LIABILITY WHATSOEVER.

SOBHA
DOWNTOWN
UMM AL QUWAIN

2 BEDROOM APARTMENT TYPE J - VARIANT 1 (with powder room + balcony)

TOTAL SALEABLE AREA

SUITE = 703.85 SQ.FT.

BALCONY = 97.74 SQ.FT.

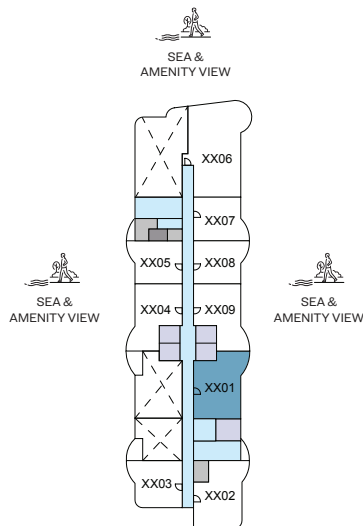
TOTAL = 801.59 SQ.FT.

SOBHA AQUAMONT

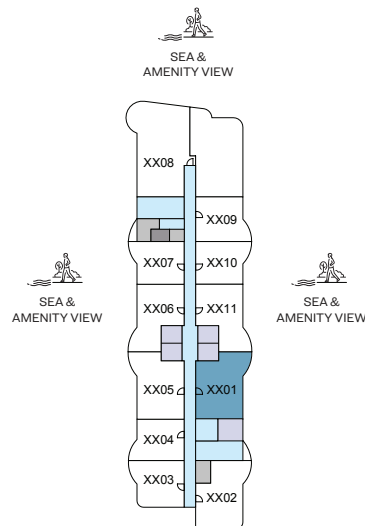
TOWER B



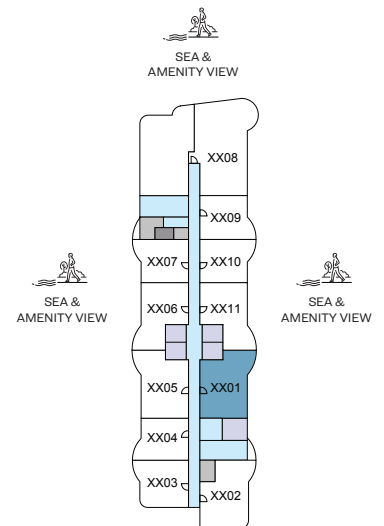
UNIT



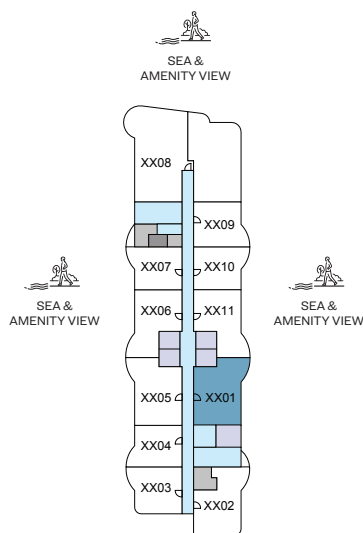
LEVEL 02



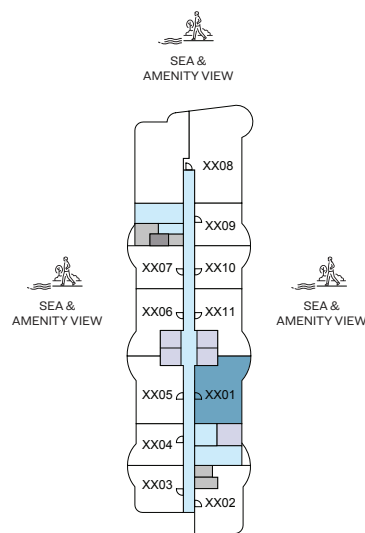
LEVEL 03, 05, 09, 11, 13, 15,
19, 23, 25, 29, 31 & 33



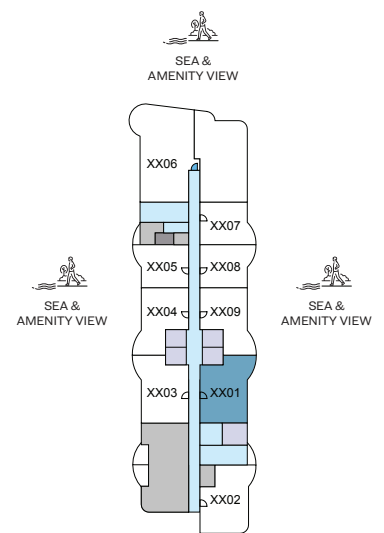
LEVEL 04, 06, 10, 12, 14, 16,
18, 20, 24, 26, 28, 30 & 32



LEVEL 07,17,27



LEVEL 08



LEVEL 21

List of unit numbers with this unit plan:

VIEWS

Sea & Amenity View

201, 301, 401, 501, 601, 701, 801, 901, 1001, 1101, 1201, 1301, 1401, 1501, 1601, 1701, 1801, 1901,
2001, 2101, 2201, 2301, 2401, 2501, 2601, 2701, 2801, 2901, 3001, 3101, 3201, 3301, 3401

DISCLAIMER: 1. ALL DIMENSIONS ARE IN METRIC, MEASURED TO WALL. 2. ALL DIMENSIONS & DRAWINGS ARE APPROXIMATE. 3. ACTUAL AREA MAY VARY FROM THE STATED AREA. 4. DRAWING ARE NOT TO SCALE. 5. LAYOUT REPRESENTATION AND IMAGES ARE FOR ILLUSTRATIVE PURPOSES ONLY AND MAY NOT REPRESENT THE ACTUAL SIZE, FEATURES, SPECIFICATIONS FOR KITCHEN FIXTURES, APPLIANCES, FITTINGS, FURNITURE OR FURNISHINGS AND FACADE. ACTUAL PRODUCTS AND DETAILS MAY VARY. 6. THE DEVELOPER RESERVES THE RIGHT TO MAKE REVISIONS/ ALTERATIONS, AT ITS ABSOLUTE DISCRETION, WITHOUT PRIOR INTIMATION OR ANY LIABILITY WHATSOEVER.

2 BEDROOM APARTMENT TYPE J - VARIANT 1 (with powder room + balcony)

TOTAL SALEABLE AREA

SUITE = 703.85 SQ.FT.

BALCONY = 97.74 SQ.FT.

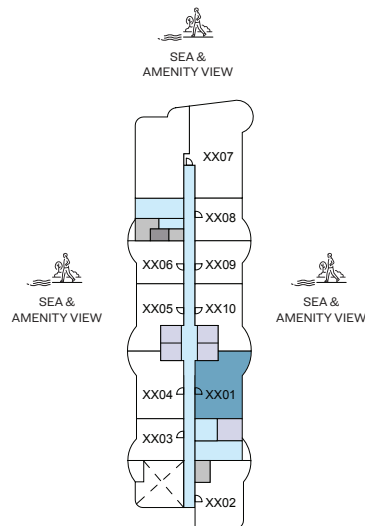
TOTAL = 801.59 SQ.FT.

SOBHA AQUAMONT

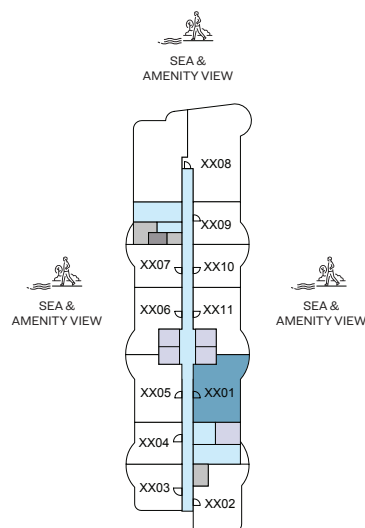
TOWER B



UNIT



LEVEL 22



LEVEL 34

List of unit numbers with this unit plan:

VIEWS

Sea & Amenity View

201, 301, 401, 501, 601, 701, 801, 901, 1001, 1101, 1201, 1301, 1401, 1501, 1601, 1701, 1801, 1901, 2001, 2101, 2201, 2301, 2401, 2501, 2601, 2701, 2801, 2901, 3001, 3101, 3201, 3301, 3401

DISCLAIMER: 1. ALL DIMENSIONS ARE IN METRIC, MEASURED TO WALL. 2. ALL DIMENSIONS & DRAWINGS ARE APPROXIMATE. 3. ACTUAL AREA MAY VARY FROM THE STATED AREA. 4. DRAWING ARE NOT TO SCALE. 5. LAYOUT REPRESENTATION AND IMAGES ARE FOR ILLUSTRATIVE PURPOSES ONLY AND MAY NOT REPRESENT THE ACTUAL SIZE, FEATURES, SPECIFICATIONS FOR KITCHEN FIXTURES, APPLIANCES, FITTINGS, FURNITURE OR FURNISHINGS AND FACADE. ACTUAL PRODUCTS AND DETAILS MAY VARY. 6. THE DEVELOPER RESERVES THE RIGHT TO MAKE REVISIONS/ ALTERATIONS, AT ITS ABSOLUTE DISCRETION, WITHOUT PRIOR INTIMATION OR ANY LIABILITY WHATSOEVER.

SOBHA
DOWNTOWN
UMM AL QUWAIN

2 BEDROOM APARTMENT

TYPE J - VARIANT 1

(with powder room + balcony)

TOTAL SALEABLE AREA

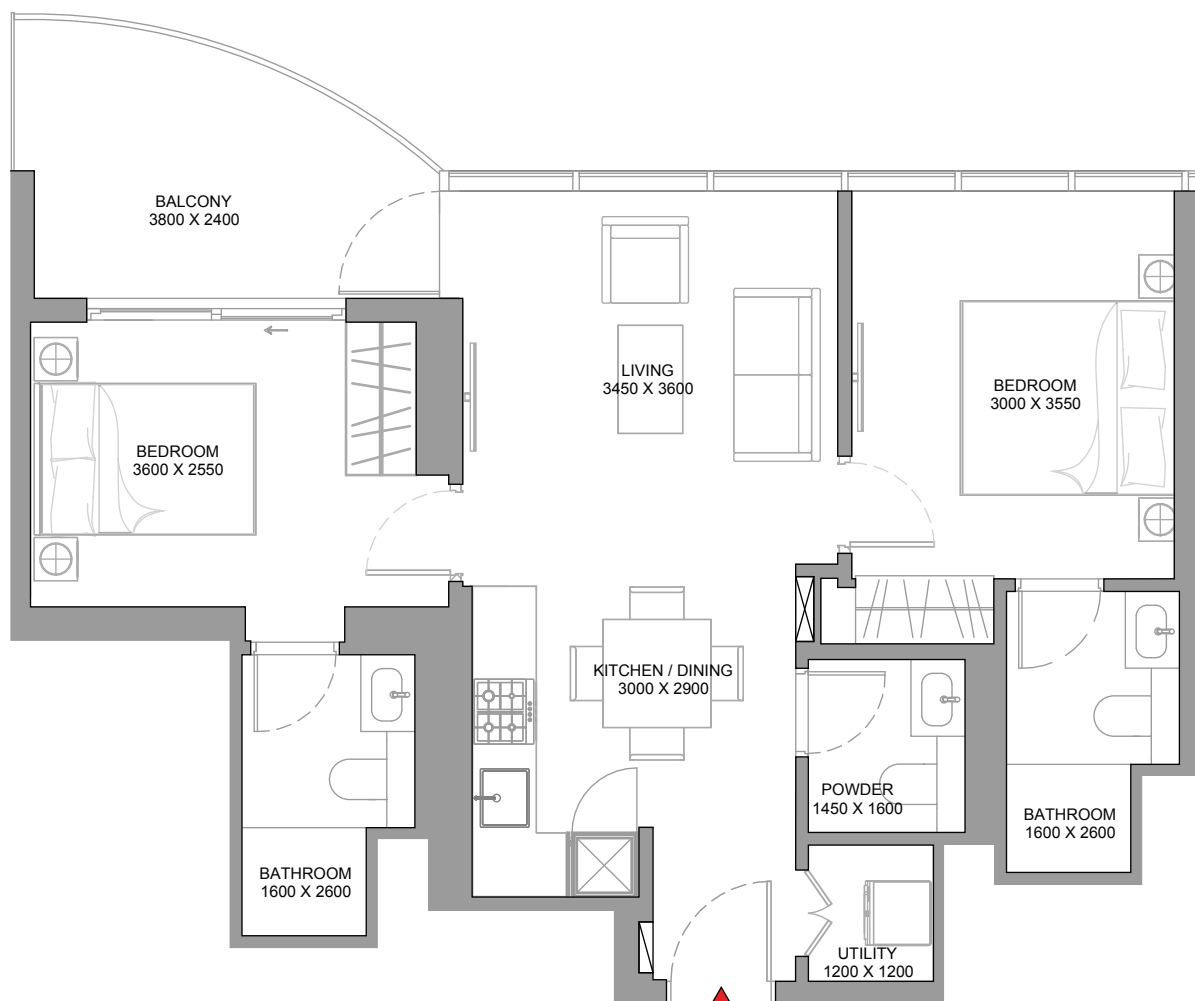
SUITE = 703.85 SQ.FT.

BALCONY = 97.74 SQ.FT.

TOTAL = 801.59 SQ.FT.

SOBHA AQUAMONT

TOWER B



List of unit numbers with this unit plan:

VIEWS

Sea & Amenity View

201, 301, 401, 501, 601, 701, 801, 901, 1001, 1101, 1201, 1301, 1401, 1501, 1601, 1701, 1801, 1901, 2001, 2101, 2201, 2301, 2401, 2501, 2601, 2701, 2801, 2901, 3001, 3101, 3201, 3301, 3401

DISCLAIMER: 1. ALL DIMENSIONS ARE IN METRIC, MEASURED TO WALL. 2. ALL DIMENSIONS & DRAWINGS ARE APPROXIMATE. 3. ACTUAL AREA MAY VARY FROM THE STATED AREA. 4. DRAWING ARE NOT TO SCALE. 5. LAYOUT REPRESENTATION AND IMAGES ARE FOR ILLUSTRATIVE PURPOSES ONLY AND MAY NOT REPRESENT THE ACTUAL SIZE, FEATURES, SPECIFICATIONS FOR KITCHEN FIXTURES, APPLIANCES, FITTINGS, FURNITURE OR FURNISHINGS AND FACADE. ACTUAL PRODUCTS AND DETAILS MAY VARY. 6. THE DEVELOPER RESERVES THE RIGHT TO MAKE REVISIONS/ ALTERATIONS, AT ITS ABSOLUTE DISCRETION, WITHOUT PRIOR INTIMATION OR ANY LIABILITY WHATSOEVER.

SOBHA
DOWNTOWN
UMM AL QUWAIN

3 BEDROOM APARTMENT

TYPE B - VARIANT 1 (DUPLEX)

(with powder room + balcony)

SOBHA AQUAMONT

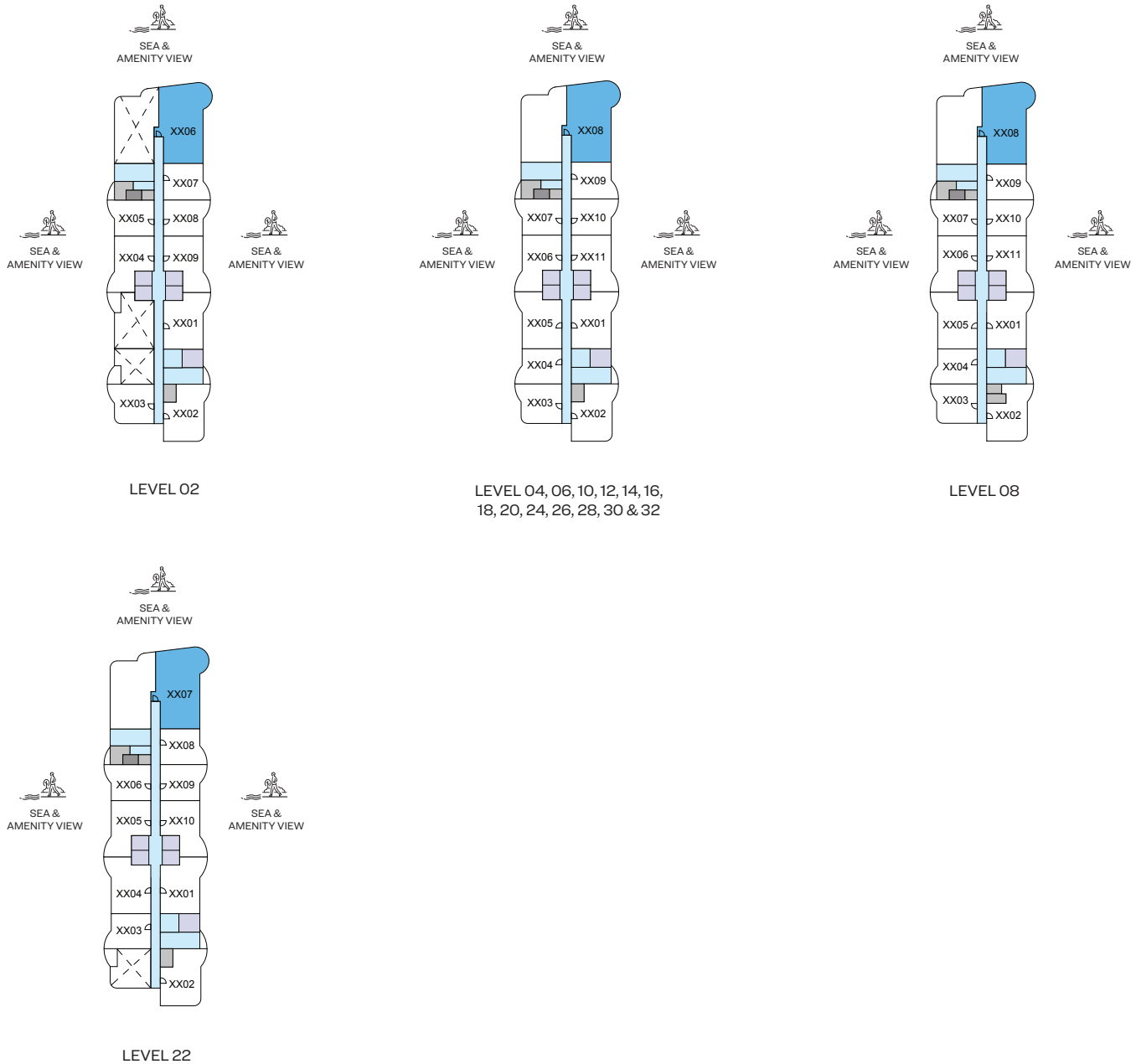
TOWER B



TOTAL SALEABLE AREA

SUITE RANGE = 1,867.00 - 1,870.23 SQ.FT.
BALCONY = 343.91 SQ.FT.
TOTAL RANGE = 2,210.91 - 2,214.13 SQ.FT.

UNIT



List of unit numbers with this unit plan:

VIEWS

Sea & Amenity View

B-206, B-408, B-608, B-808, B-1008, B-1208, B-1408, B-1608, B-1808, B-2008, B-2207, B-2408, B-2608, B-2808, B-3008, B-3208

DISCLAIMER: 1. ALL DIMENSIONS ARE IN METRIC, MEASURED TO WALL. 2. ALL DIMENSIONS & DRAWINGS ARE APPROXIMATE. 3. ACTUAL AREA MAY VARY FROM THE STATED AREA. 4. DRAWING ARE NOT TO SCALE. 5. LAYOUT REPRESENTATION AND IMAGES ARE FOR ILLUSTRATIVE PURPOSES ONLY AND MAY NOT REPRESENT THE ACTUAL SIZE, FEATURES, SPECIFICATIONS FOR KITCHEN FIXTURES, APPLIANCES, FITTINGS, FURNITURE OR FURNISHINGS AND FACADE. ACTUAL PRODUCTS AND DETAILS MAY VARY. 6. THE DEVELOPER RESERVES THE RIGHT TO MAKE REVISIONS/ ALTERATIONS, AT ITS ABSOLUTE DISCRETION, WITHOUT PRIOR INTIMATION OR ANY LIABILITY WHATSOEVER.

SOBHA
DOWNTOWN
UMM AL QUWAIN

3 BEDROOM APARTMENT

TYPE B - VARIANT 1 (DUPLEX)

(with powder room + balcony)

SOBHA AQUAMONT

TOWER B

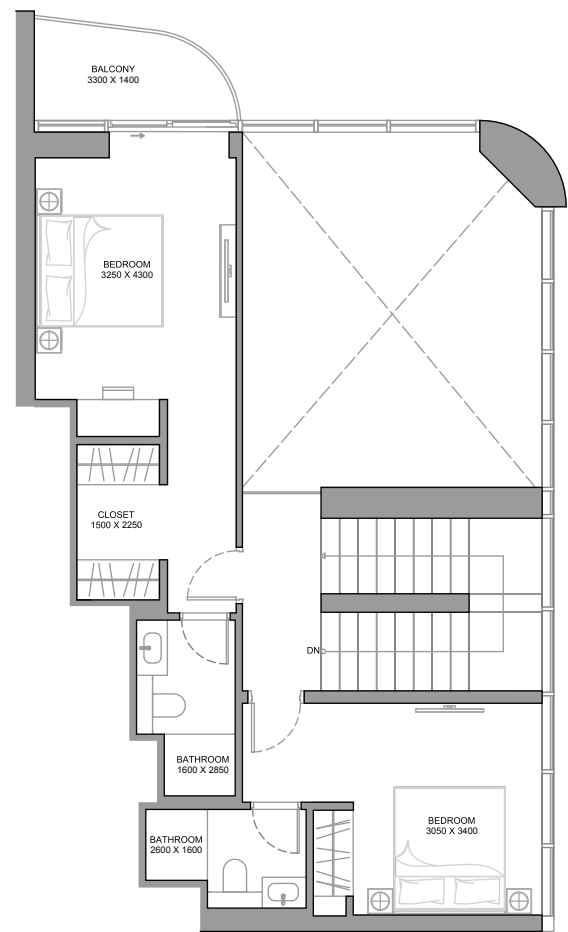
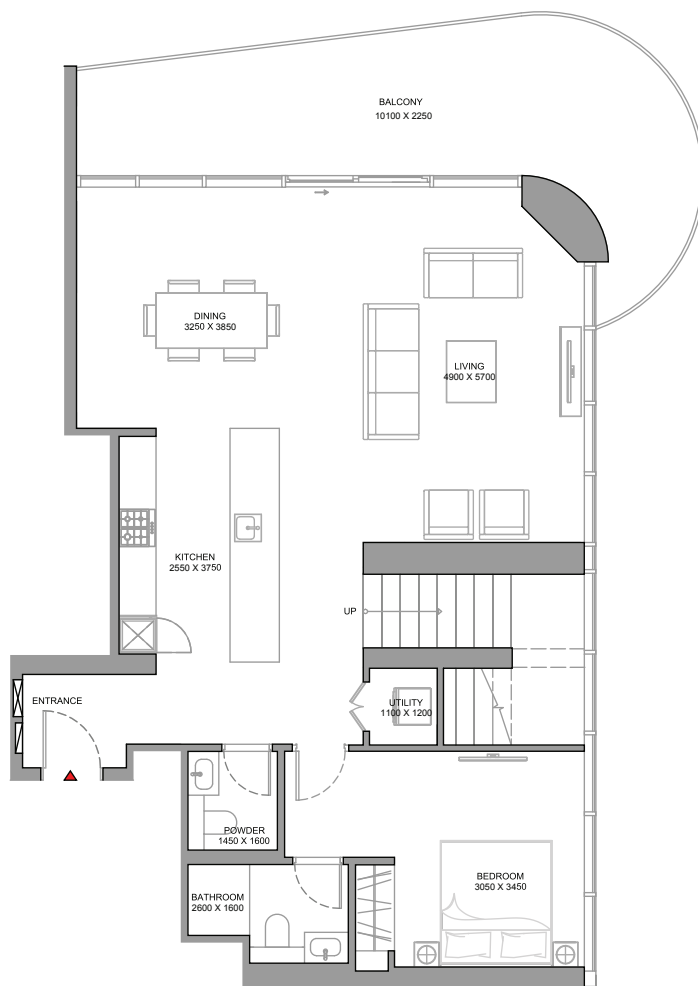


TOTAL SALEABLE AREA

SUITE RANGE = 1,867.00 - 1,870.23 SQ.FT.

BALCONY = 343.91 SQ.FT.

TOTAL RANGE = 2,210.91 - 2,214.13 SQ.FT.



List of unit numbers with this unit plan:

VIEWS

Sea & Amenity View

B-206, B-408, B-608, B-808, B-1008, B-1208, B-1408, B-1608, B-1808, B-2008, B-2207, B-2408, B-2608, B-2808, B-3008, B-3208

DISCLAIMER: 1. ALL DIMENSIONS ARE IN METRIC, MEASURED TO WALL. 2. ALL DIMENSIONS & DRAWINGS ARE APPROXIMATE. 3. ACTUAL AREA MAY VARY FROM THE STATED AREA. 4. DRAWING ARE NOT TO SCALE. 5. LAYOUT REPRESENTATION AND IMAGES ARE FOR ILLUSTRATIVE PURPOSES ONLY AND MAY NOT REPRESENT THE ACTUAL SIZE, FEATURES, SPECIFICATIONS FOR KITCHEN FIXTURES, APPLIANCES, FITTINGS, FURNITURE OR FURNISHINGS AND FACADE. ACTUAL PRODUCTS AND DETAILS MAY VARY. 6. THE DEVELOPER RESERVES THE RIGHT TO MAKE REVISIONS/ ALTERATIONS, AT ITS ABSOLUTE DISCRETION, WITHOUT PRIOR INTIMATION OR ANY LIABILITY WHATSOEVER.

SOBHA
DOWNTOWN
UMM AL QUWAIN

3 BEDROOM APARTMENT TYPE C - VARIANT 1 (DUPLEX) (with powder room and maid room + balcony)

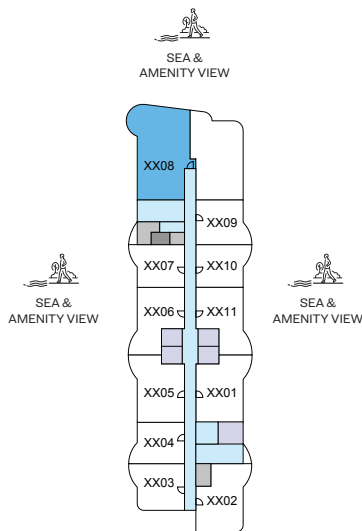
SOBHA AQUAMONT TOWER B



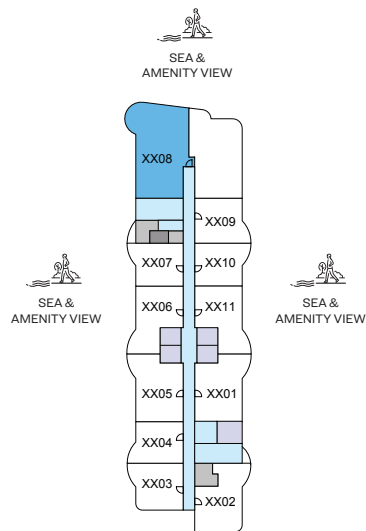
TOTAL SALEABLE AREA

SUITE RANGE = 1,867.21 - 1,874.10 SQ.FT.
BALCONY RANGE = 343.05 - 343.91 SQ.FT.
TOTAL RANGE = 2,210.26 - 2,218.01 SQ.FT.

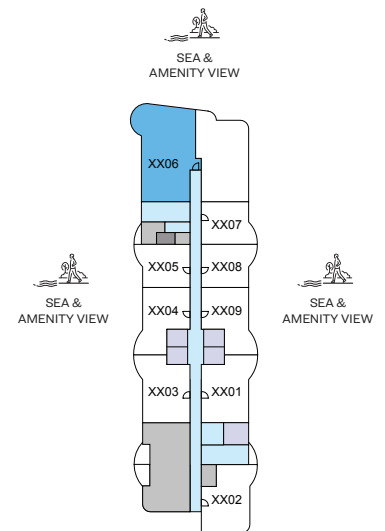
UNIT



LEVEL 03, 05, 09, 11, 13, 15,
19, 23, 25, 29, 31 & 33



LEVEL 07, 17, 27



LEVEL 21

List of unit numbers with this unit plan:

VIEWS

Sea & Amenity View

B-308, B-508, B-708, B-908, B-1108, B-1308, B-1508, B-1708, B-1908,
B-2106, B-2308, B-2508, B-2708, B-2908, B-3108, B-3308

DISCLAIMER: 1. ALL DIMENSIONS ARE IN METRIC, MEASURED TO WALL. 2. ALL DIMENSIONS & DRAWINGS ARE APPROXIMATE. 3. ACTUAL AREA MAY VARY FROM THE STATED AREA. 4. DRAWING ARE NOT TO SCALE. 5. LAYOUT REPRESENTATION AND IMAGES ARE FOR ILLUSTRATIVE PURPOSES ONLY AND MAY NOT REPRESENT THE ACTUAL SIZE, FEATURES, SPECIFICATIONS FOR KITCHEN FIXTURES, APPLIANCES, FITTINGS, FURNITURE OR FURNISHINGS AND FACADE. ACTUAL PRODUCTS AND DETAILS MAY VARY. 6. THE DEVELOPER RESERVES THE RIGHT TO MAKE REVISIONS/ ALTERATIONS, AT ITS ABSOLUTE DISCRETION, WITHOUT PRIOR INTIMATION OR ANY LIABILITY WHATSOEVER.

SOBHA
DOWNTOWN
UMM AL QUWAIN

3 BEDROOM APARTMENT TYPE C - VARIANT 1 (DUPLEX) (with powder room and maid room + balcony)

SOBHA AQUAMONT TOWER B



TOTAL SALEABLE AREA

SUITE RANGE = 1,867.21 - 1,874.10 SQ.FT.
BALCONY RANGE = 343.05 - 343.91 SQ.FT.
TOTAL RANGE = 2,210.26 - 2,218.01 SQ.FT.



List of unit numbers with this unit plan:

VIEWS

Sea & Amenity View

B-308, B-508, B-708, B-908, B-1108, B-1308, B-1508, B-1708, B-1908,
B-2106, B-2308, B-2508, B-2708, B-2908, B-3108, B-3308

DISCLAIMER: 1. ALL DIMENSIONS ARE IN METRIC, MEASURED TO WALL. 2. ALL DIMENSIONS & DRAWINGS ARE APPROXIMATE. 3. ACTUAL AREA MAY VARY FROM THE STATED AREA. 4. DRAWING ARE NOT TO SCALE. 5. LAYOUT REPRESENTATION AND IMAGES ARE FOR ILLUSTRATIVE PURPOSES ONLY AND MAY NOT REPRESENT THE ACTUAL SIZE, FEATURES, SPECIFICATIONS FOR KITCHEN FIXTURES, APPLIANCES, FITTINGS, FURNITURE OR FURNISHINGS AND FACADE. ACTUAL PRODUCTS AND DETAILS MAY VARY. 6. THE DEVELOPER RESERVES THE RIGHT TO MAKE REVISIONS/ ALTERATIONS, AT ITS ABSOLUTE DISCRETION, WITHOUT PRIOR INTIMATION OR ANY LIABILITY WHATSOEVER.

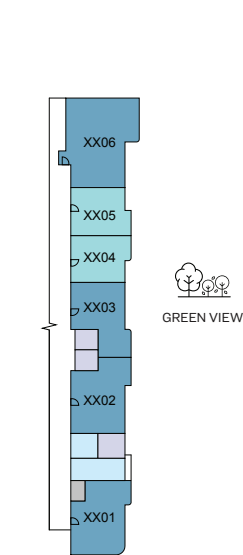
SOBHA
DOWNTOWN
UMM AL QUWAIN



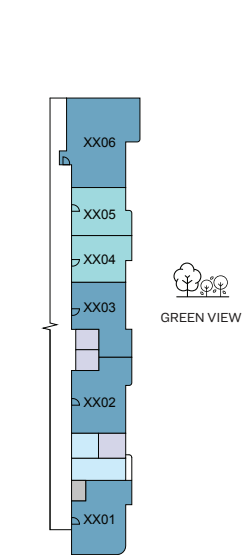
DOWNTOWN | SOBHA
UMM AL QUWAIN REALTY

FLOOR PLANS

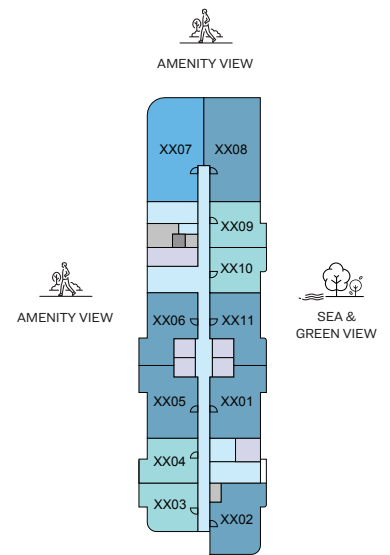
TOWER C



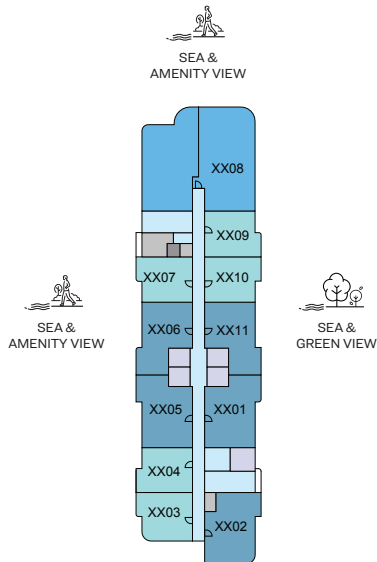
PODIUM LEVEL 01



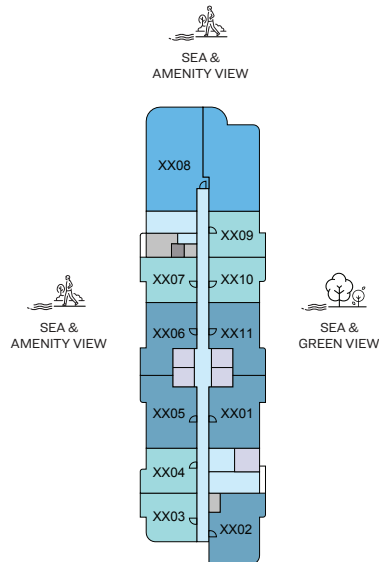
PODIUM LEVEL 02



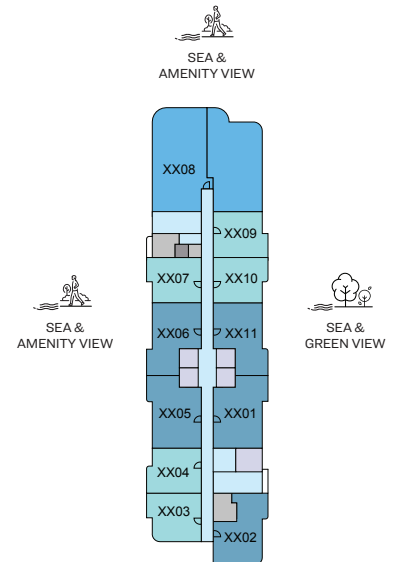
LEVEL 01



LEVEL 02, 04, 06, 10,
12, 14, 16, 18, 20, 22, 24

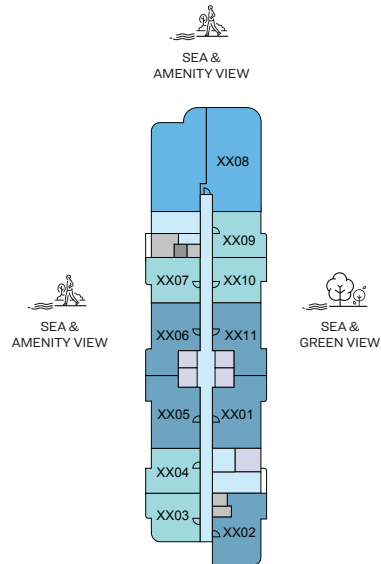


LEVEL 03, 05, 09, 11,
13, 15, 19, 21, 23, 25

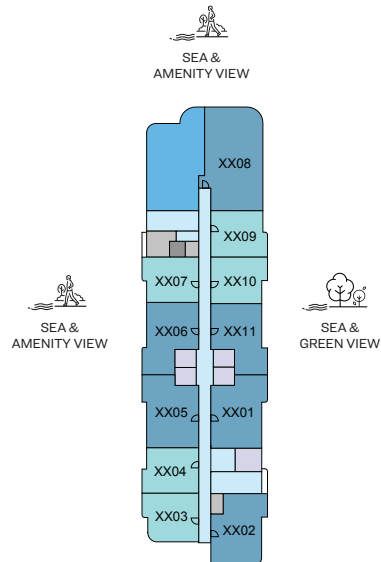


LEVEL 07, 17

 1 BED UNIT	 3 BED UNIT	 CIRCULATION	 LIFTS
 2 BED UNIT		 SERVICES	 GARBAGE ROOM



LEVEL 08



LEVEL 26

■ 1 BED UNIT	■ 3 BED UNIT	■ CIRCULATION	■ LIFTS
■ 2 BED UNIT	■ SERVICES	■ GARBAGE ROOM	

1

BEDROOM
APARTMENT

TYPE E

(with powder room + balcony)

SOBHA
AQUAMONT

TOWER C

TOTAL SALEABLE AREA

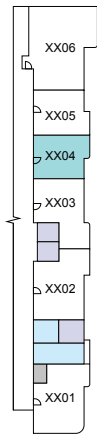
SUITE RANGE = 475.98 - 480.18 SQ.FT.

BALCONY RANGE = 79.44 - 80.51 SQ.FT.

TOTAL RANGE = 556.49 - 559.62 SQ.FT.



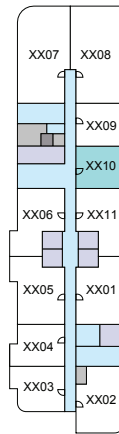
UNIT



GREEN VIEW



AMENITY VIEW



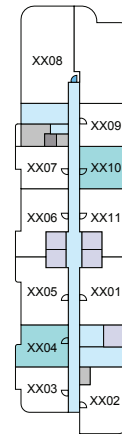
AMENITY VIEW



SEA & GREEN VIEW



SEA & AMENITY VIEW



SEA & AMENITY VIEW



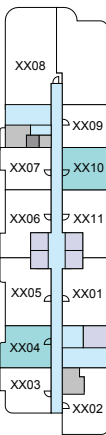
SEA & GREEN VIEW

PODIUM LEVEL 01

LEVEL 01

LEVEL 03, 05, 09, 11,
13, 15, 19, 21, 23, 25

SEA & AMENITY VIEW



SEA & AMENITY VIEW



SEA & GREEN VIEW

LEVEL 07, 17

List of unit numbers with this unit plan:

VIEWS

Green View
C-P104Sea & Amenity View
C-304, C-504, C-704, C-904, C-1104, C-1304, C-1504,
C-1704, C-1904, C-2104, C-2304, C-2504Sea & Green View
C-110, C-310, C-510, C-710, C-910, C-1110, C-1310,
C-1510, C-1710, C-1910, C-2110, C-2310, C-2510

DISCLAIMER: 1. ALL DIMENSIONS ARE IN METRIC, MEASURED TO WALL. 2. ALL DIMENSIONS & DRAWINGS ARE APPROXIMATE. 3. ACTUAL AREA MAY VARY FROM THE STATED AREA. 4. DRAWING ARE NOT TO SCALE. 5. LAYOUT REPRESENTATION AND IMAGES ARE FOR ILLUSTRATIVE PURPOSES ONLY AND MAY NOT REPRESENT THE ACTUAL SIZE, FEATURES, SPECIFICATIONS FOR KITCHEN FIXTURES, APPLIANCES, FITTINGS, FURNITURE OR FURNISHINGS AND FACADE. ACTUAL PRODUCTS AND DETAILS MAY VARY. 6. THE DEVELOPER RESERVES THE RIGHT TO MAKE REVISIONS/ ALTERATIONS, AT ITS ABSOLUTE DISCRETION, WITHOUT PRIOR INTIMATION OR ANY LIABILITY WHATSOEVER.

SOBHA
DOWNTOWN
UMM AL QUWAIN

1

BEDROOM
APARTMENT

TYPE E

(with powder room + balcony)

SOBHA
AQUAMONT

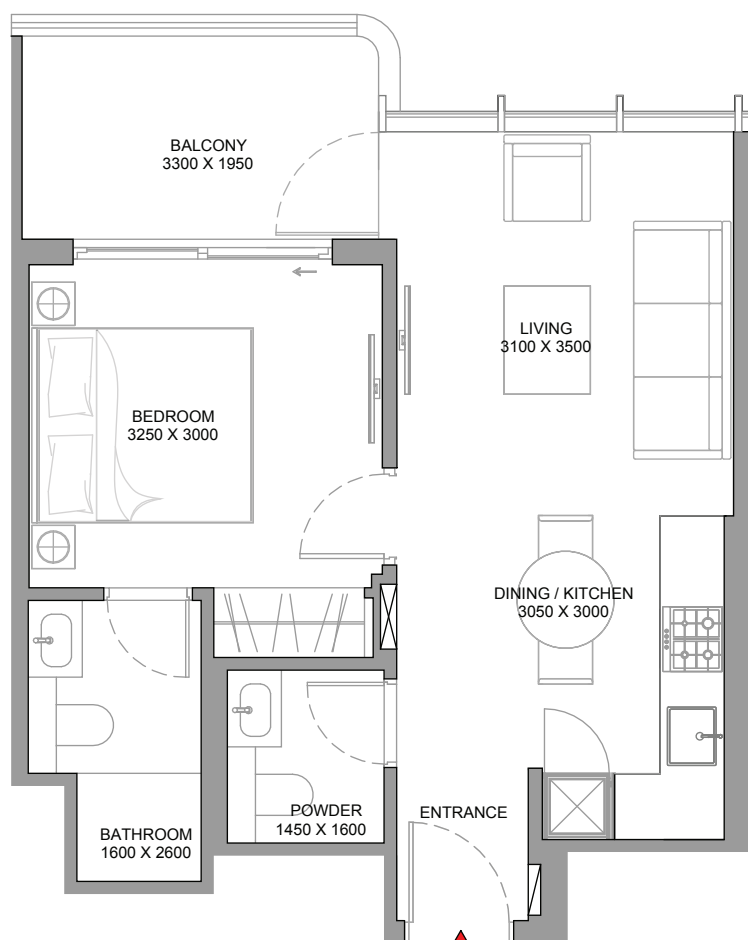
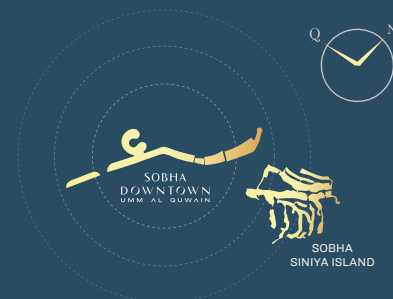
TOWER C

TOTAL SALEABLE AREA

SUITE RANGE = 475.98 - 480.18 SQ.FT.

BALCONY RANGE = 79.44 - 80.51 SQ.FT.

TOTAL RANGE = 556.49 - 559.62 SQ.FT.



List of unit numbers with this unit plan:

VIEWS

Green View
C-P104Sea & Amenity View
C-304, C-504, C-704, C-904, C-1104, C-1304, C-1504, C-1704,
C-1904, C-2104, C-2304, C-2504Sea & Green View
C-110, C-310, C-510, C-710, C-910, C-1110, C-1310, C-1510, C-1710, C-1910,
C-2110, C-2310, C-2510

DISCLAIMER: 1. ALL DIMENSIONS ARE IN METRIC, MEASURED TO WALL. 2. ALL DIMENSIONS & DRAWINGS ARE APPROXIMATE. 3. ACTUAL AREA MAY VARY FROM THE STATED AREA. 4. DRAWING ARE NOT TO SCALE. 5. LAYOUT REPRESENTATION AND IMAGES ARE FOR ILLUSTRATIVE PURPOSES ONLY AND MAY NOT REPRESENT THE ACTUAL SIZE, FEATURES, SPECIFICATIONS FOR KITCHEN FIXTURES, APPLIANCES, FITTINGS, FURNITURE OR FURNISHINGS AND FACADE. ACTUAL PRODUCTS AND DETAILS MAY VARY. 6. THE DEVELOPER RESERVES THE RIGHT TO MAKE REVISIONS/ ALTERATIONS, AT ITS ABSOLUTE DISCRETION, WITHOUT PRIOR INTIMATION OR ANY LIABILITY WHATSOEVER.

SOBHA
DOWNTOWN
UMM AL QUWAIN

1

BEDROOM
APARTMENT

TYPE E - VARIANT 1

(with powder room + balcony)

SOBHA
AQUAMONT

TOWER C

TOTAL SALEABLE AREA

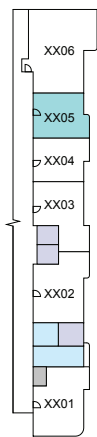
SUITE RANGE = 476.73 - 481.68 SQ.FT.

BALCONY RANGE = 80.08 - 81.27 SQ.FT.

TOTAL RANGE = 556.82 - 562.95 SQ.FT.

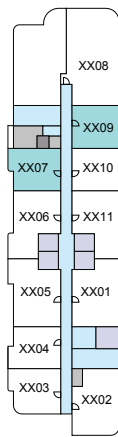
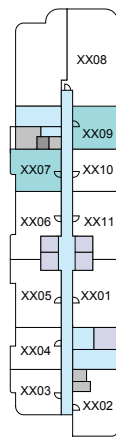


UNIT

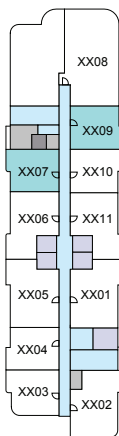


GREEN VIEW

PODIUM LEVEL 02

SEA &
AMENITY VIEWSEA &
AMENITY VIEWSEA &
GREEN VIEWLEVEL 02, 04, 06, 10,
12, 14, 16, 18, 20, 22, 24SEA &
AMENITY VIEWSEA &
AMENITY VIEWSEA &
GREEN VIEW

LEVEL 08

SEA &
AMENITY VIEWSEA &
AMENITY VIEWSEA &
GREEN VIEW

LEVEL 26

List of unit numbers with this unit plan:

VIEWS

Green View
C-P205Sea & Amenity View
C-207, C-407, C-607, C-807, C-1007, C-1207, C-1407,
C-1607, C-1807, C-2007, C-2207, C-2407, C-2607Sea & Green View
C-209, C-409, C-609, C-809, C-1009, C-1209, C-1409,
C-1609, C-1809, C-2009, C-2209, C-2409, C-2609

DISCLAIMER: 1. ALL DIMENSIONS ARE IN METRIC, MEASURED TO WALL. 2. ALL DIMENSIONS & DRAWINGS ARE APPROXIMATE. 3. ACTUAL AREA MAY VARY FROM THE STATED AREA. 4. DRAWING ARE NOT TO SCALE. 5. LAYOUT REPRESENTATION AND IMAGES ARE FOR ILLUSTRATIVE PURPOSES ONLY AND MAY NOT REPRESENT THE ACTUAL SIZE, FEATURES, SPECIFICATIONS FOR KITCHEN FIXTURES, APPLIANCES, FITTINGS, FURNITURE OR FURNISHINGS AND FACADE. ACTUAL PRODUCTS AND DETAILS MAY VARY. 6. THE DEVELOPER RESERVES THE RIGHT TO MAKE REVISIONS/ ALTERATIONS, AT ITS ABSOLUTE DISCRETION, WITHOUT PRIOR INTIMATION OR ANY LIABILITY WHATSOEVER.

SOBHA
DOWNTOWN
UMM AL QUWAIN

1

BEDROOM
APARTMENT**TYPE E - VARIANT 1**

(with powder room + balcony)

SOBHA
AQUAMONT

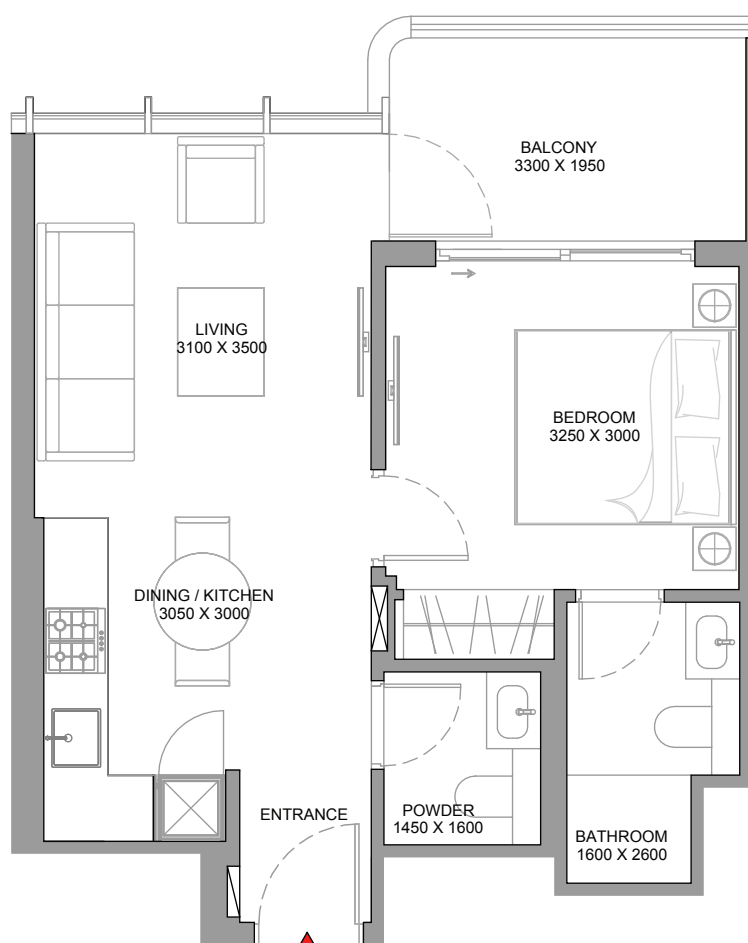
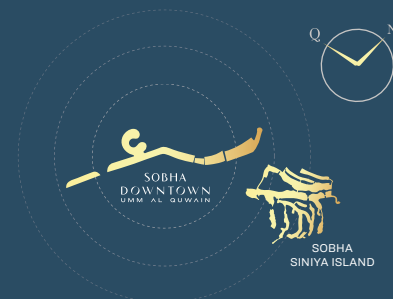
TOWER C

TOTAL SALEABLE AREA

SUITE RANGE = 476.73 - 481.68 SQ.FT.

BALCONY RANGE = 80.08 - 81.27 SQ.FT.

TOTAL RANGE = 556.82 - 562.95 SQ.FT.



List of unit numbers with this unit plan:

VIEWSGreen View
C-P205Sea & Amenity View
C-207, C-407, C-607, C-807, C-1007, C-1207, C-1407,
C-1607, C-1807, C-2007, C-2207, C-2407, C-2607Sea & Green View
C-209, C-409, C-609, C-809, C-1009, C-1209, C-1409,
C-1609, C-1809, C-2009, C-2209, C-2409, C-2609

DISCLAIMER: 1. ALL DIMENSIONS ARE IN METRIC, MEASURED TO WALL. 2. ALL DIMENSIONS & DRAWINGS ARE APPROXIMATE. 3. ACTUAL AREA MAY VARY FROM THE STATED AREA. 4. DRAWING ARE NOT TO SCALE. 5. LAYOUT REPRESENTATION AND IMAGES ARE FOR ILLUSTRATIVE PURPOSES ONLY AND MAY NOT REPRESENT THE ACTUAL SIZE, FEATURES, SPECIFICATIONS FOR KITCHEN FIXTURES, APPLIANCES, FITTINGS, FURNITURE OR FURNISHINGS AND FACADE. ACTUAL PRODUCTS AND DETAILS MAY VARY. 6. THE DEVELOPER RESERVES THE RIGHT TO MAKE REVISIONS/ ALTERATIONS, AT ITS ABSOLUTE DISCRETION, WITHOUT PRIOR INTIMATION OR ANY LIABILITY WHATSOEVER.

SOBHA
DOWNTOWN
UMM AL QUWAIN

1

BEDROOM
APARTMENT

TYPE F

(with powder room + balcony)

SOBHA
AQUAMONT

TOWER C

TOTAL SALEABLE AREA

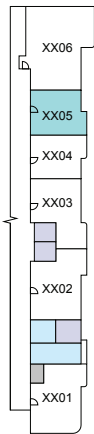
SUITE RANGE = 476.73 - 481.68 SQ.FT.

BALCONY RANGE = 80.19 - 81.48 SQ.FT.

TOTAL RANGE = 556.92 - 563.17 SQ.FT.



UNIT

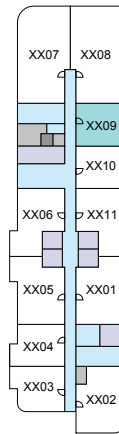


GREEN VIEW

PODIUM LEVEL 01



AMENITY VIEW



AMENITY VIEW

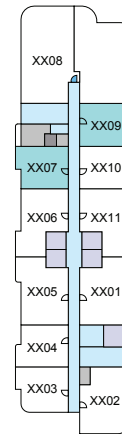


SEA & GREEN VIEW

LEVEL 01



SEA & AMENITY VIEW



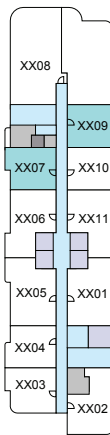
SEA & AMENITY VIEW



SEA & GREEN VIEW

LEVEL 03, 05, 09, 11,
13, 15, 19, 21, 23, 25

SEA & AMENITY VIEW



SEA & AMENITY VIEW



SEA & GREEN VIEW

LEVEL 07, 17

List of unit numbers with this unit plan:

VIEWS

Green View
C-P105Sea & Amenity View
C-307, C-507, C-707, C-907, C-1107, C-1307, C-1507,
C-1707, C-1907, C-2107, C-2307, C-2507Sea & Green View
C-109, C-309, C-509, C-709, C-909, C-1109, C-1309,
C-1509, C-1709, C-1909, C-2109, C-2309, C-2509

DISCLAIMER: 1. ALL DIMENSIONS ARE IN METRIC, MEASURED TO WALL. 2. ALL DIMENSIONS & DRAWINGS ARE APPROXIMATE. 3. ACTUAL AREA MAY VARY FROM THE STATED AREA. 4. DRAWING ARE NOT TO SCALE. 5. LAYOUT REPRESENTATION AND IMAGES ARE FOR ILLUSTRATIVE PURPOSES ONLY AND MAY NOT REPRESENT THE ACTUAL SIZE, FEATURES, SPECIFICATIONS FOR KITCHEN FIXTURES, APPLIANCES, FITTINGS, FURNITURE OR FURNISHINGS AND FACADE. ACTUAL PRODUCTS AND DETAILS MAY VARY. 6. THE DEVELOPER RESERVES THE RIGHT TO MAKE REVISIONS/ ALTERATIONS, AT ITS ABSOLUTE DISCRETION, WITHOUT PRIOR INTIMATION OR ANY LIABILITY WHATSOEVER.

SOBHA
DOWNTOWN
UMM AL QUWAIN

1

BEDROOM
APARTMENT

TYPE F

(with powder room + balcony)

SOBHA
AQUAMONT

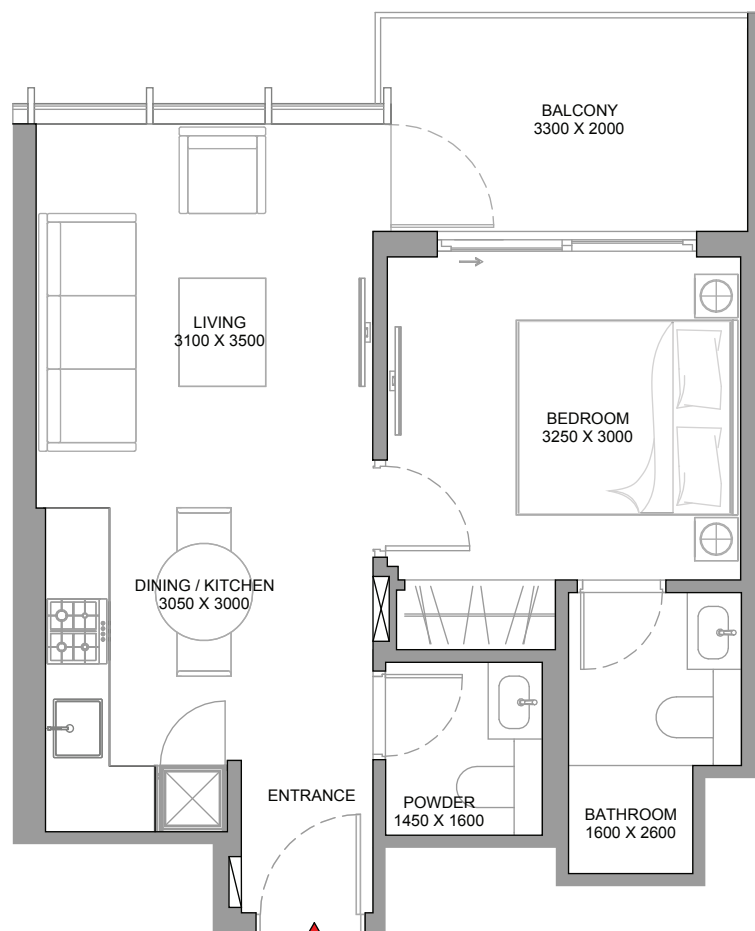
TOWER C

TOTAL SALEABLE AREA

SUITE RANGE = 476.73 - 481.68 SQ.FT.

BALCONY RANGE = 80.19 - 81.48 SQ.FT.

TOTAL RANGE = 556.92 - 563.17 SQ.FT.



List of unit numbers with this unit plan:

VIEWS

Green View
C-P105Sea & Amenity View
C-307, C-507, C-707, C-907, C-1107, C-1307, C-1507,
C-1707, C-1907, C-2107, C-2307, C-2507Sea & Green View
C-109, C-309, C-509, C-709, C-909, C-1109, C-1309,
C-1509, C-1709, C-1909, C-2109, C-2309, C-2509

DISCLAIMER: 1. ALL DIMENSIONS ARE IN METRIC, MEASURED TO WALL. 2. ALL DIMENSIONS & DRAWINGS ARE APPROXIMATE. 3. ACTUAL AREA MAY VARY FROM THE STATED AREA. 4. DRAWING ARE NOT TO SCALE. 5. LAYOUT REPRESENTATION AND IMAGES ARE FOR ILLUSTRATIVE PURPOSES ONLY AND MAY NOT REPRESENT THE ACTUAL SIZE, FEATURES, SPECIFICATIONS FOR KITCHEN FIXTURES, APPLIANCES, FITTINGS, FURNITURE OR FURNISHINGS AND FACADE. ACTUAL PRODUCTS AND DETAILS MAY VARY. 6. THE DEVELOPER RESERVES THE RIGHT TO MAKE REVISIONS/ ALTERATIONS, AT ITS ABSOLUTE DISCRETION, WITHOUT PRIOR INTIMATION OR ANY LIABILITY WHATSOEVER.

SOBHA
DOWNTOWN
UMM AL QUWAIN

1

BEDROOM
APARTMENT

TYPE F - VARIANT 1

(with powder room + balcony)

SOBHA
AQUAMONT

TOWER C

TOTAL SALEABLE AREA

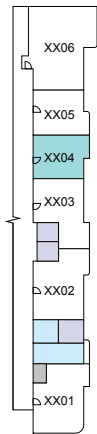
SUITE RANGE = 475.87 - 480.18 SQ.FT.

BALCONY RANGE = 79.98 - 80.19 SQ.FT.

TOTAL RANGE = 556.06 - 560.15 SQ.FT.

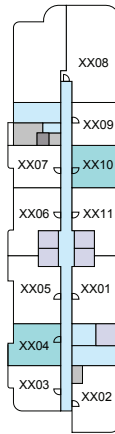
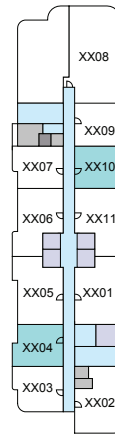


UNIT

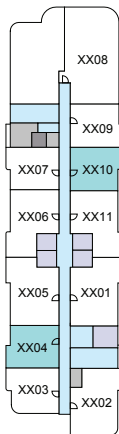


GREEN VIEW

PODIUM LEVEL 02

SEA &
AMENITY VIEWSEA &
AMENITY VIEWSEA &
GREEN VIEWLEVEL 02, 04, 06, 10,
12, 14, 16, 18, 20, 22, 24SEA &
AMENITY VIEWSEA &
AMENITY VIEWSEA &
GREEN VIEW

LEVEL 08

SEA &
AMENITY VIEWSEA &
AMENITY VIEWSEA &
GREEN VIEW

LEVEL 26

List of unit numbers with this unit plan:

VIEWS

Green View
C-P204Sea & Amenity View
C-204, C-404, C-604, C-804, C-1004, C-1204, C-1404,
C-1604, C-1804, C-2004, C-2204, C-2404, C-2604Sea & Green View
C-210, C-410, C-610, C-810, C-1010, C-1210, C-1410,
C-1610, C-1810, C-2010, C-2210, C-2410, C-2610

DISCLAIMER: 1. ALL DIMENSIONS ARE IN METRIC, MEASURED TO WALL. 2. ALL DIMENSIONS & DRAWINGS ARE APPROXIMATE. 3. ACTUAL AREA MAY VARY FROM THE STATED AREA. 4. DRAWING ARE NOT TO SCALE. 5. LAYOUT REPRESENTATION AND IMAGES ARE FOR ILLUSTRATIVE PURPOSES ONLY AND MAY NOT REPRESENT THE ACTUAL SIZE, FEATURES, SPECIFICATIONS FOR KITCHEN FIXTURES, APPLIANCES, FITTINGS, FURNITURE OR FURNISHINGS AND FACADE. ACTUAL PRODUCTS AND DETAILS MAY VARY. 6. THE DEVELOPER RESERVES THE RIGHT TO MAKE REVISIONS/ ALTERATIONS, AT ITS ABSOLUTE DISCRETION, WITHOUT PRIOR INTIMATION OR ANY LIABILITY WHATSOEVER.

SOBHA
DOWNTOWN
UMM AL QUWAIN

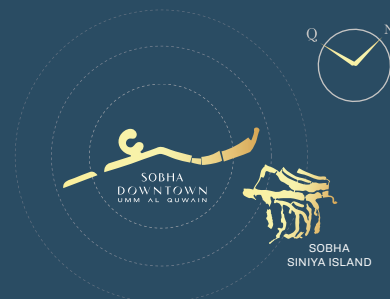
1

BEDROOM
APARTMENT**TYPE F - VARIANT 1**

(with powder room + balcony)

SOBHA
AQUAMONT

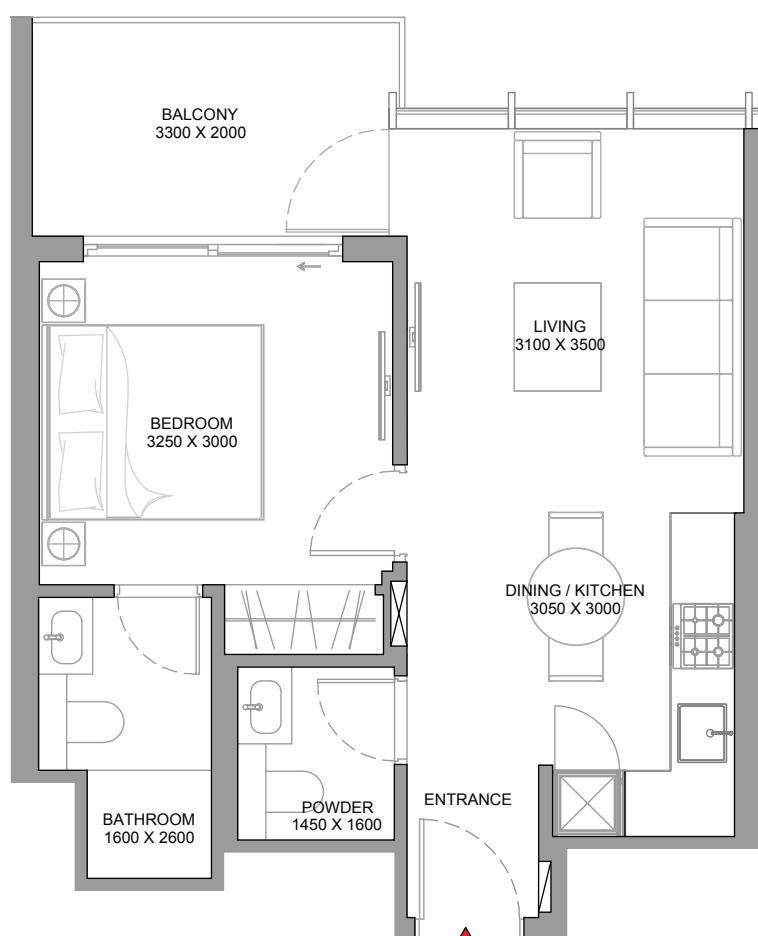
TOWER C

**TOTAL SALEABLE AREA**

SUITE RANGE = 475.87 - 480.18 SQ.FT.

BALCONY RANGE = 79.98 - 80.19 SQ.FT.

TOTAL RANGE = 556.06 - 560.15 SQ.FT.



List of unit numbers with this unit plan:

VIEWSGreen View
C-P204Sea & Amenity View
C-204, C-404, C-604, C-804, C-1004, C-1204, C-1404,
C-1604, C-1804, C-2004, C-2204, C-2404, C-2604Sea & Green View
C-210, C-410, C-610, C-810, C-1010, C-1210, C-1410,
C-1610, C-1810, C-2010, C-2210, C-2410, C-2610

DISCLAIMER: 1. ALL DIMENSIONS ARE IN METRIC, MEASURED TO WALL. 2. ALL DIMENSIONS & DRAWINGS ARE APPROXIMATE. 3. ACTUAL AREA MAY VARY FROM THE STATED AREA. 4. DRAWING ARE NOT TO SCALE. 5. LAYOUT REPRESENTATION AND IMAGES ARE FOR ILLUSTRATIVE PURPOSES ONLY AND MAY NOT REPRESENT THE ACTUAL SIZE, FEATURES, SPECIFICATIONS FOR KITCHEN FIXTURES, APPLIANCES, FITTINGS, FURNITURE OR FURNISHINGS AND FACADE. ACTUAL PRODUCTS AND DETAILS MAY VARY. 6. THE DEVELOPER RESERVES THE RIGHT TO MAKE REVISIONS/ ALTERATIONS, AT ITS ABSOLUTE DISCRETION, WITHOUT PRIOR INTIMATION OR ANY LIABILITY WHATSOEVER.

SOBHA
DOWNTOWN
UMM AL QUWAIN

1

BEDROOM
APARTMENT

TYPE G
(with powder room + yard)

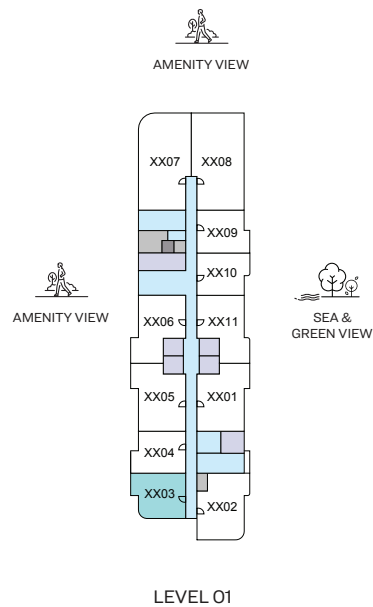
TOTAL SALEABLE AREA

SUITE = 497.94 SQ.FT.
YARD = 122.17 SQ.FT.
TOTAL = 620.11SQ.FT.

SOBHA AQUAMONT TOWER C



UNIT



List of unit numbers with this unit plan:

VIEWS

Amenity View
C-103

DISCLAIMER: 1. ALL DIMENSIONS ARE IN METRIC, MEASURED TO WALL. 2. ALL DIMENSIONS & DRAWINGS ARE APPROXIMATE. 3. ACTUAL AREA MAY VARY FROM THE STATED AREA. 4. DRAWING ARE NOT TO SCALE. 5. LAYOUT REPRESENTATION AND IMAGES ARE FOR ILLUSTRATIVE PURPOSES ONLY AND MAY NOT REPRESENT THE ACTUAL SIZE, FEATURES, SPECIFICATIONS FOR KITCHEN FIXTURES, APPLIANCES, FITTINGS, FURNITURE OR FURNISHINGS AND FACADE. ACTUAL PRODUCTS AND DETAILS MAY VARY. 6. THE DEVELOPER RESERVES THE RIGHT TO MAKE REVISIONS/ ALTERATIONS, AT ITS ABSOLUTE DISCRETION, WITHOUT PRIOR INTIMATION OR ANY LIABILITY WHATSOEVER.

SOBHA
DOWNTOWN
UMM AL QUWAIN

1

BEDROOM
APARTMENT

TYPE G

(with powder room + yard)

SOBHA
AQUAMONT

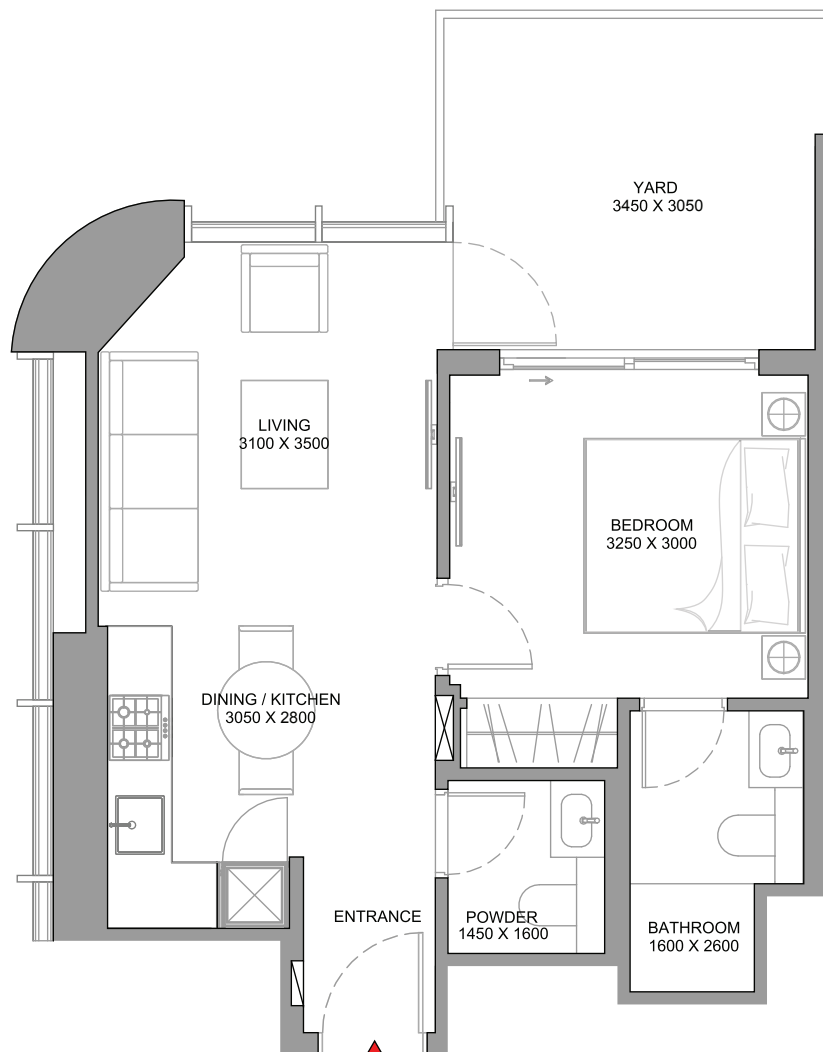
TOWER C

TOTAL SALEABLE AREA

SUITE = 497.94 SQ.FT.

YARD = 122.17 SQ.FT.

TOTAL = 620.11SQ.FT.



List of unit numbers with this unit plan:

VIEWS

Amenity View

C-103

DISCLAIMER: 1. ALL DIMENSIONS ARE IN METRIC, MEASURED TO WALL. 2. ALL DIMENSIONS & DRAWINGS ARE APPROXIMATE. 3. ACTUAL AREA MAY VARY FROM THE STATED AREA. 4. DRAWING ARE NOT TO SCALE. 5. LAYOUT REPRESENTATION AND IMAGES ARE FOR ILLUSTRATIVE PURPOSES ONLY AND MAY NOT REPRESENT THE ACTUAL SIZE, FEATURES, SPECIFICATIONS FOR KITCHEN FIXTURES, APPLIANCES, FITTINGS, FURNITURE OR FURNISHINGS AND FACADE. ACTUAL PRODUCTS AND DETAILS MAY VARY. 6. THE DEVELOPER RESERVES THE RIGHT TO MAKE REVISIONS/ ALTERATIONS, AT ITS ABSOLUTE DISCRETION, WITHOUT PRIOR INTIMATION OR ANY LIABILITY WHATSOEVER.

SOBHA
DOWNTOWN
UMM AL QUWAIN

1

BEDROOM
APARTMENT

TYPE H
(with powder room + yard)

TOTAL SALEABLE AREA

SUITE = 477.27 SQ.FT.

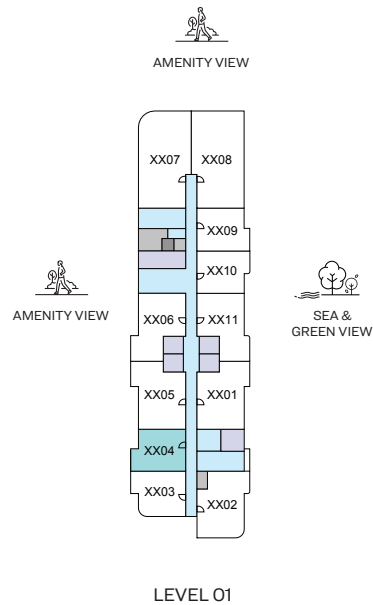
YARD = 122.17 SQ.FT.

TOTAL = 599.44 SQ.FT.

SOBHA
AQUAMONT
TOWER C



UNIT



List of unit numbers with this unit plan:

VIEWS

Amenity View
C-104

DISCLAIMER: 1. ALL DIMENSIONS ARE IN METRIC, MEASURED TO WALL. 2. ALL DIMENSIONS & DRAWINGS ARE APPROXIMATE. 3. ACTUAL AREA MAY VARY FROM THE STATED AREA. 4. DRAWING ARE NOT TO SCALE. 5. LAYOUT REPRESENTATION AND IMAGES ARE FOR ILLUSTRATIVE PURPOSES ONLY AND MAY NOT REPRESENT THE ACTUAL SIZE, FEATURES, SPECIFICATIONS FOR KITCHEN FIXTURES, APPLIANCES, FITTINGS, FURNITURE OR FURNISHINGS AND FACADE. ACTUAL PRODUCTS AND DETAILS MAY VARY. 6. THE DEVELOPER RESERVES THE RIGHT TO MAKE REVISIONS/ ALTERATIONS, AT ITS ABSOLUTE DISCRETION, WITHOUT PRIOR INTIMATION OR ANY LIABILITY WHATSOEVER.

SOBHA
DOWNTOWN
UMM AL QUWAIN

1

BEDROOM
APARTMENT

TYPE H

(with powder room + yard)

SOBHA
AQUAMONT

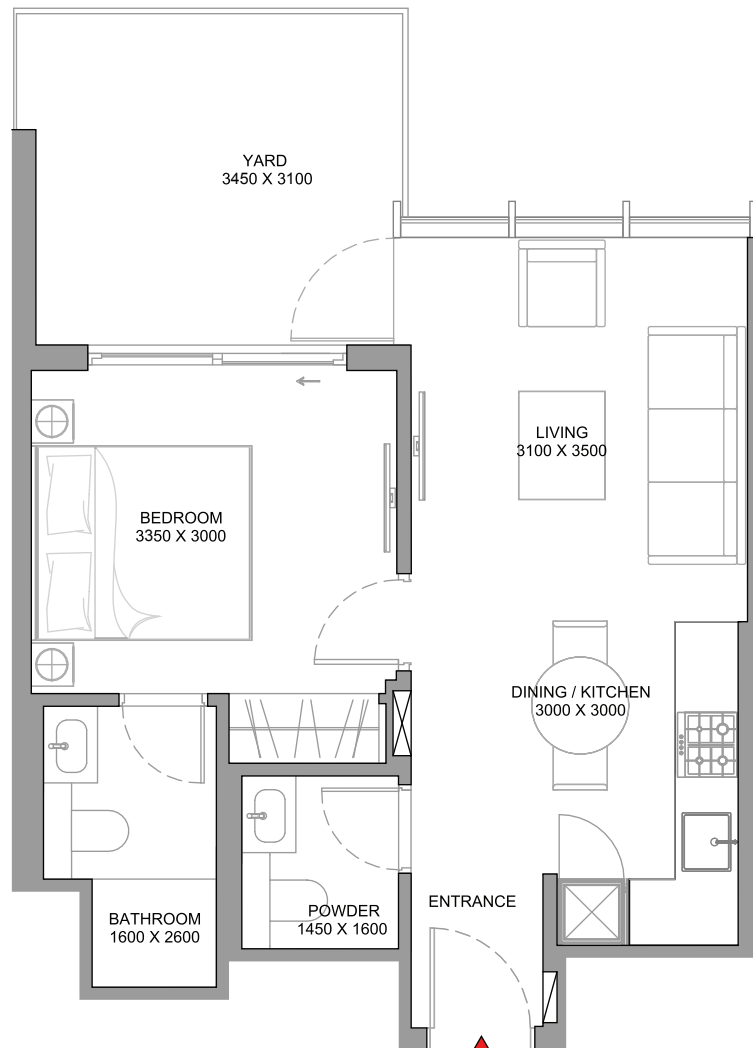
TOWER C

TOTAL SALEABLE AREA

SUITE = 477.27 SQ.FT.

YARD = 122.17 SQ.FT.

TOTAL = 599.44 SQ.FT.



List of unit numbers with this unit plan:

VIEWS

Amenity View

C-104

DISCLAIMER: 1. ALL DIMENSIONS ARE IN METRIC, MEASURED TO WALL. 2. ALL DIMENSIONS & DRAWINGS ARE APPROXIMATE. 3. ACTUAL AREA MAY VARY FROM THE STATED AREA. 4. DRAWING ARE NOT TO SCALE. 5. LAYOUT REPRESENTATION AND IMAGES ARE FOR ILLUSTRATIVE PURPOSES ONLY AND MAY NOT REPRESENT THE ACTUAL SIZE, FEATURES, SPECIFICATIONS FOR KITCHEN FIXTURES, APPLIANCES, FITTINGS, FURNITURE OR FURNISHINGS AND FACADE. ACTUAL PRODUCTS AND DETAILS MAY VARY. 6. THE DEVELOPER RESERVES THE RIGHT TO MAKE REVISIONS/ ALTERATIONS, AT ITS ABSOLUTE DISCRETION, WITHOUT PRIOR INTIMATION OR ANY LIABILITY WHATSOEVER.

SOBHA
DOWNTOWN
UMM AL QUWAIN

1

BEDROOM
APARTMENT

TYPE I

(with powder room + balcony)

SOBHA
AQUAMONT

TOWER C

TOTAL SALEABLE AREA

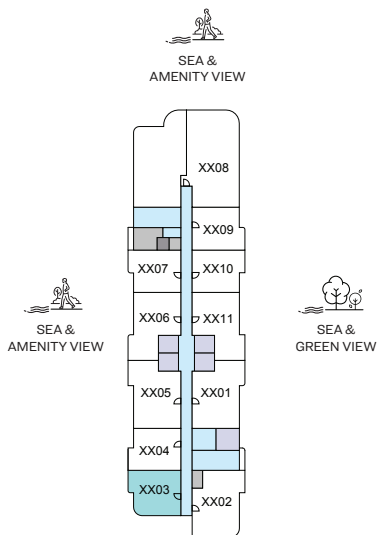
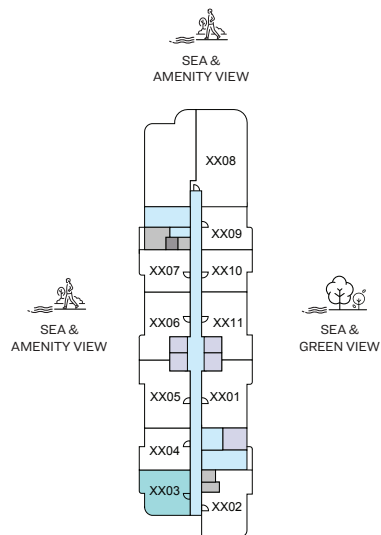
SUITE RANGE = 496.65 - 498.05 SQ.FT.

BALCONY = 80.08 SQ.FT.

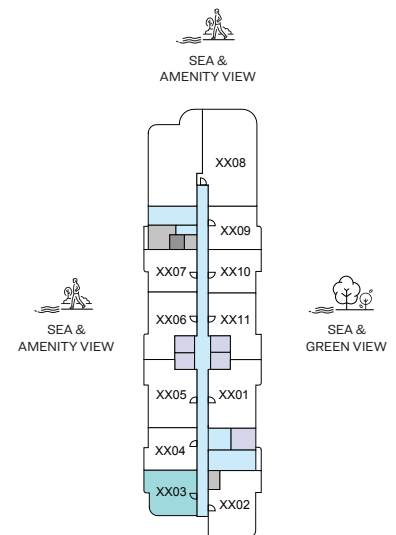
TOTAL RANGE = 576.73 - 578.13 SQ.FT.



UNIT

LEVEL 02, 04, 06, 10,
12, 14, 16, 18, 20, 22, 24

LEVEL 08



LEVEL 26

List of unit numbers with this unit plan:

VIEWS

Sea & Amenity View

C-203, C-403, C-603, C-803, C-1003, C-1203, C-1403, C-1603, C-1803, C-2003, C-2203, C-2403, C-2603

DISCLAIMER: 1. ALL DIMENSIONS ARE IN METRIC, MEASURED TO WALL. 2. ALL DIMENSIONS & DRAWINGS ARE APPROXIMATE. 3. ACTUAL AREA MAY VARY FROM THE STATED AREA. 4. DRAWING ARE NOT TO SCALE. 5. LAYOUT REPRESENTATION AND IMAGES ARE FOR ILLUSTRATIVE PURPOSES ONLY AND MAY NOT REPRESENT THE ACTUAL SIZE, FEATURES, SPECIFICATIONS FOR KITCHEN FIXTURES, APPLIANCES, FITTINGS, FURNITURE OR FURNISHINGS AND FACADE. ACTUAL PRODUCTS AND DETAILS MAY VARY. 6. THE DEVELOPER RESERVES THE RIGHT TO MAKE REVISIONS/ ALTERATIONS, AT ITS ABSOLUTE DISCRETION, WITHOUT PRIOR INTIMATION OR ANY LIABILITY WHATSOEVER.

SOBHA
DOWNTOWN
UMM AL QUWAIN

1

BEDROOM
APARTMENT

TYPE I

(with powder room + balcony)

SOBHA
AQUAMONT

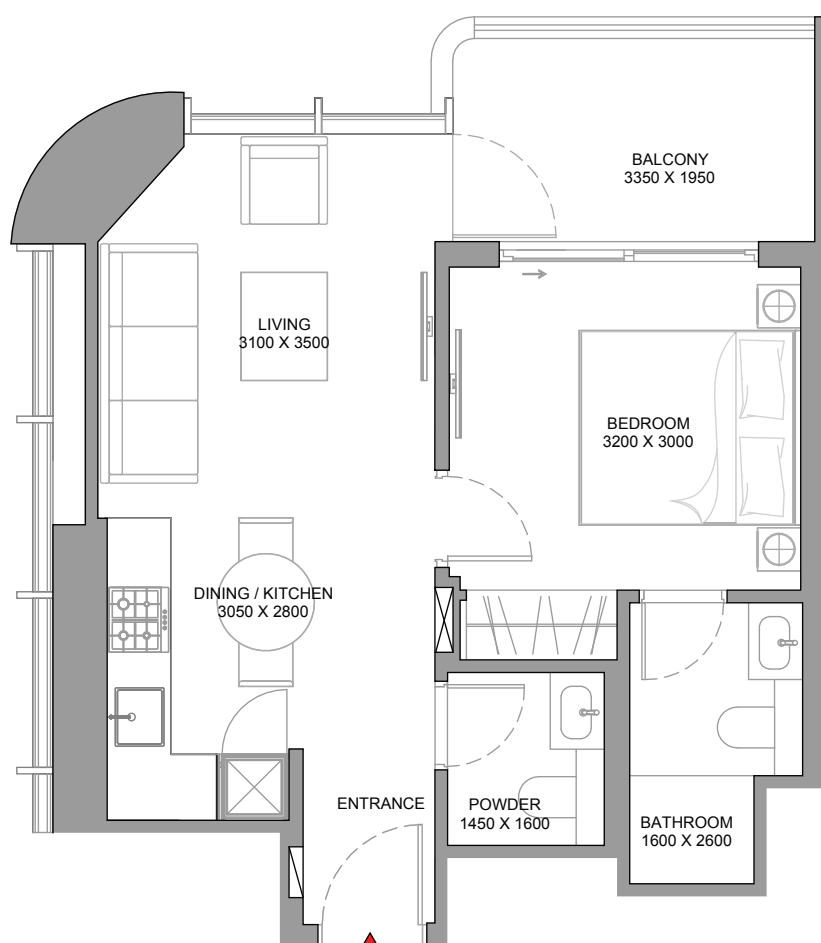
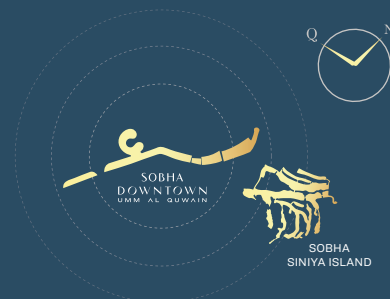
TOWER C

TOTAL SALEABLE AREA

SUITE RANGE = 496.65 - 498.05 SQ.FT.

BALCONY = 80.08 SQ.FT.

TOTAL RANGE = 576.73 - 578.13 SQ.FT.



List of unit numbers with this unit plan:

VIEWS

Sea & Amenity View

C-203, C-403, C-603, C-803, C-1003, C-1203, C-1403, C-1603, C-1803, C-2003, C-2203, C-2403, C-2603

DISCLAIMER: 1. ALL DIMENSIONS ARE IN METRIC, MEASURED TO WALL. 2. ALL DIMENSIONS & DRAWINGS ARE APPROXIMATE. 3. ACTUAL AREA MAY VARY FROM THE STATED AREA. 4. DRAWING ARE NOT TO SCALE. 5. LAYOUT REPRESENTATION AND IMAGES ARE FOR ILLUSTRATIVE PURPOSES ONLY AND MAY NOT REPRESENT THE ACTUAL SIZE, FEATURES, SPECIFICATIONS FOR KITCHEN FIXTURES, APPLIANCES, FITTINGS, FURNITURE OR FURNISHINGS AND FACADE. ACTUAL PRODUCTS AND DETAILS MAY VARY. 6. THE DEVELOPER RESERVES THE RIGHT TO MAKE REVISIONS/ ALTERATIONS, AT ITS ABSOLUTE DISCRETION, WITHOUT PRIOR INTIMATION OR ANY LIABILITY WHATSOEVER.

SOBHA
DOWNTOWN
UMM AL QUWAIN

1

BEDROOM
APARTMENT

TYPE J

(with powder room + balcony)

TOTAL SALEABLE AREA

SUITE = 498.05 SQ.FT.

BALCONY = 80.19 SQ.FT.

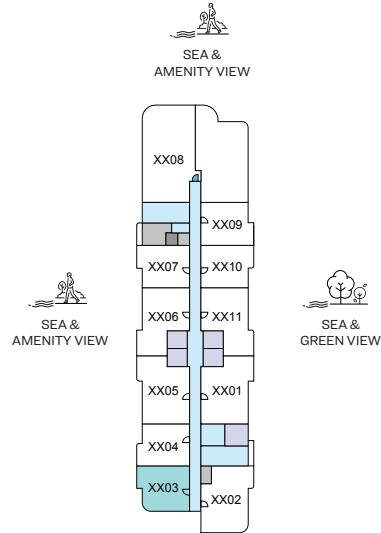
TOTAL = 578.24 SQ.FT.

SOBHA
AQUAMONT

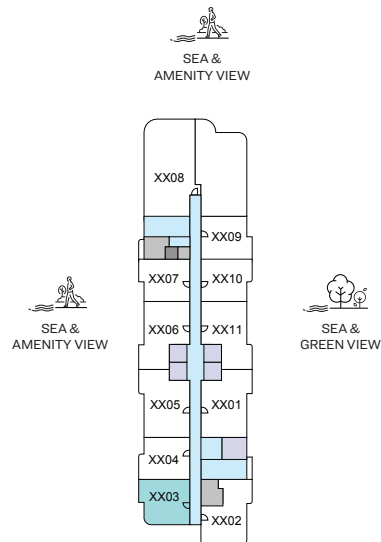
TOWER C



UNIT



LEVEL 03, 05, 09, 11,
13, 15, 19, 21, 23, 25



LEVEL 07, 17

List of unit numbers with this unit plan:

VIEWS

Sea & Amenity View

C-303, C-503, C-703, C-903, C-1103, C-1303, C-1503, C-1703, C-1903, C-2103, C-2303, C-2503

DISCLAIMER: 1. ALL DIMENSIONS ARE IN METRIC, MEASURED TO WALL. 2. ALL DIMENSIONS & DRAWINGS ARE APPROXIMATE. 3. ACTUAL AREA MAY VARY FROM THE STATED AREA. 4. DRAWING ARE NOT TO SCALE. 5. LAYOUT REPRESENTATION AND IMAGES ARE FOR ILLUSTRATIVE PURPOSES ONLY AND MAY NOT REPRESENT THE ACTUAL SIZE, FEATURES, SPECIFICATIONS FOR KITCHEN FIXTURES, APPLIANCES, FITTINGS, FURNITURE OR FURNISHINGS AND FACADE. ACTUAL PRODUCTS AND DETAILS MAY VARY. 6. THE DEVELOPER RESERVES THE RIGHT TO MAKE REVISIONS/ ALTERATIONS, AT ITS ABSOLUTE DISCRETION, WITHOUT PRIOR INTIMATION OR ANY LIABILITY WHATSOEVER.

SOBHA
DOWNTOWN
UMM AL QUWAIN

1

BEDROOM
APARTMENT

TYPE J

(with powder room + balcony)

SOBHA
AQUAMONT

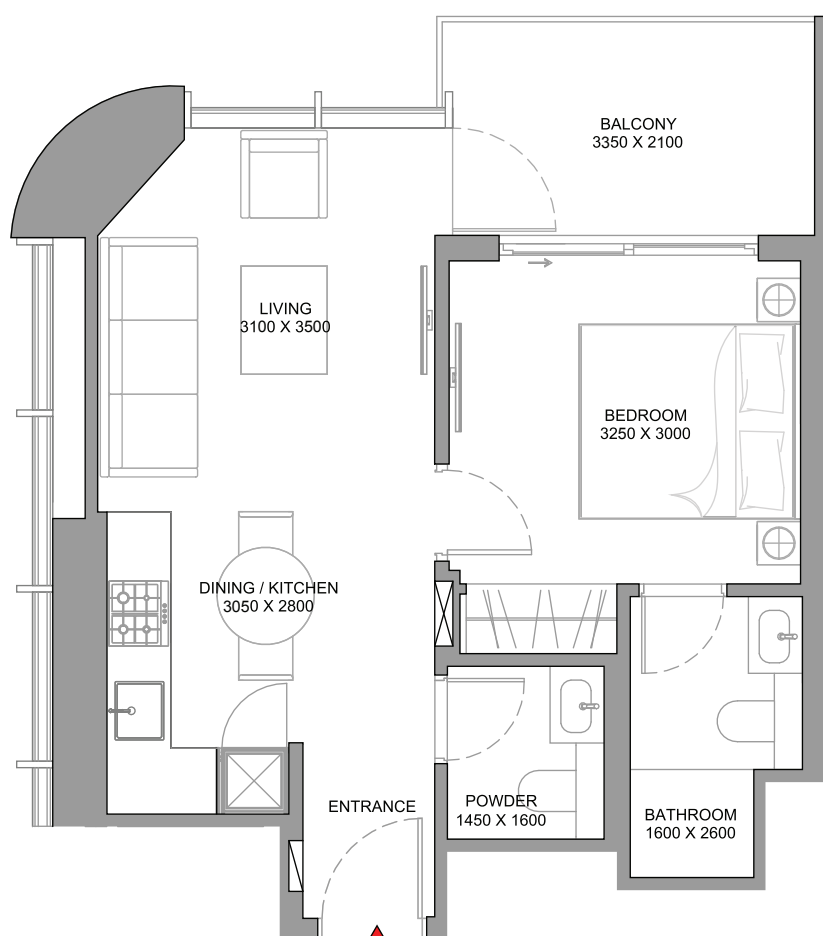
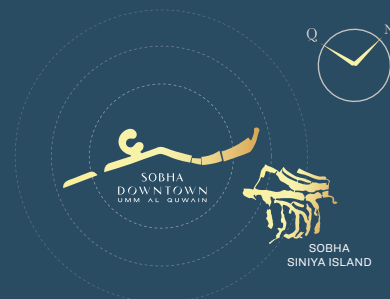
TOWER C

TOTAL SALEABLE AREA

SUITE = 498.05 SQ.FT.

BALCONY = 80.19 SQ.FT.

TOTAL = 578.24 SQ.FT.



List of unit numbers with this unit plan:

VIEWS

Sea & Amenity View

C-303, C-503, C-703, C-903, C-1103, C-1303, C-1503, C-1703, C-1903, C-2103, C-2303, C-2503

DISCLAIMER: 1. ALL DIMENSIONS ARE IN METRIC, MEASURED TO WALL. 2. ALL DIMENSIONS & DRAWINGS ARE APPROXIMATE. 3. ACTUAL AREA MAY VARY FROM THE STATED AREA. 4. DRAWING ARE NOT TO SCALE. 5. LAYOUT REPRESENTATION AND IMAGES ARE FOR ILLUSTRATIVE PURPOSES ONLY AND MAY NOT REPRESENT THE ACTUAL SIZE, FEATURES, SPECIFICATIONS FOR KITCHEN FIXTURES, APPLIANCES, FITTINGS, FURNITURE OR FURNISHINGS AND FACADE. ACTUAL PRODUCTS AND DETAILS MAY VARY. 6. THE DEVELOPER RESERVES THE RIGHT TO MAKE REVISIONS/ ALTERATIONS, AT ITS ABSOLUTE DISCRETION, WITHOUT PRIOR INTIMATION OR ANY LIABILITY WHATSOEVER.

SOBHA
DOWNTOWN
UMM AL QUWAIN

2 BEDROOM APARTMENT TYPE K (with powder room + balcony)

TOTAL SALEABLE AREA

SUITE = 701.91 SQ.FT.

BALCONY RANGE = 90.31 - 90.52 SQ.FT.

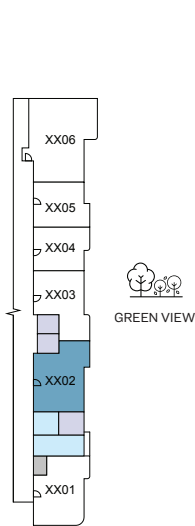
TOTAL RANGE = 792.22 - 792.44 SQ.FT.

SOBHA AQUAMONT TOWER C

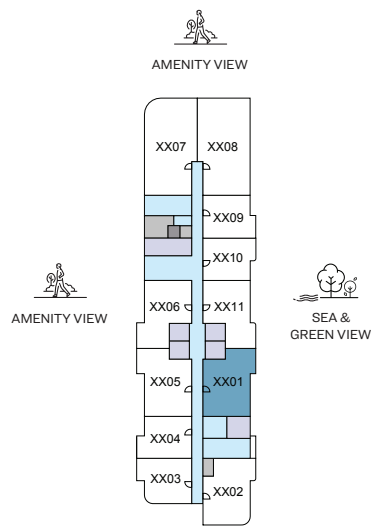


SOBHA
SINIYA ISLAND

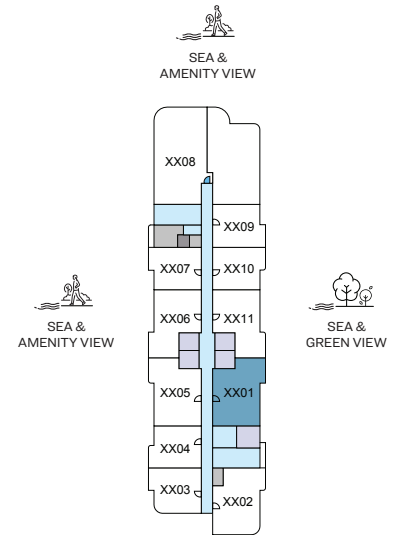
UNIT



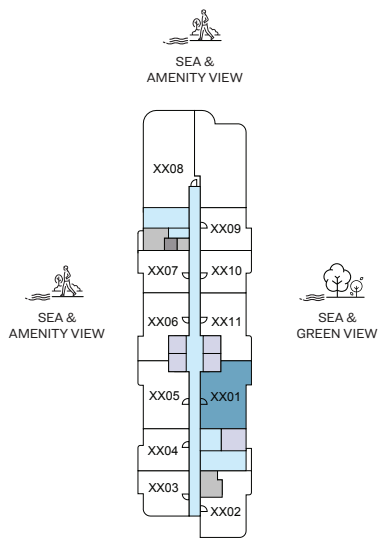
PODIUM LEVEL 01



LEVEL 01



LEVEL 03, 05, 09, 11,
13, 15, 19, 21, 23, 25



LEVEL 07, 17

List of unit numbers with this unit plan:

VIEWS

Green View
C-P102

Sea & Green View
C-101, C-301, C-501, C-701, C-901, C-1101, C-1301, C-1501, C-1701, C-1901, C-2101, C-2301, C-2501

DISCLAIMER: 1. ALL DIMENSIONS ARE IN METRIC, MEASURED TO WALL. 2. ALL DIMENSIONS & DRAWINGS ARE APPROXIMATE. 3. ACTUAL AREA MAY VARY FROM THE STATED AREA. 4. DRAWING ARE NOT TO SCALE. 5. LAYOUT REPRESENTATION AND IMAGES ARE FOR ILLUSTRATIVE PURPOSES ONLY AND MAY NOT REPRESENT THE ACTUAL SIZE, FEATURES, SPECIFICATIONS FOR KITCHEN FIXTURES, APPLIANCES, FITTINGS, FURNITURE OR FURNISHINGS AND FACADE. ACTUAL PRODUCTS AND DETAILS MAY VARY. 6. THE DEVELOPER RESERVES THE RIGHT TO MAKE REVISIONS/ ALTERATIONS, AT ITS ABSOLUTE DISCRETION, WITHOUT PRIOR INTIMATION OR ANY LIABILITY WHATSOEVER.

SOBHA
DOWNTOWN
UMM AL QUWAIN

2 BEDROOM APARTMENT TYPE K (with powder room + balcony)

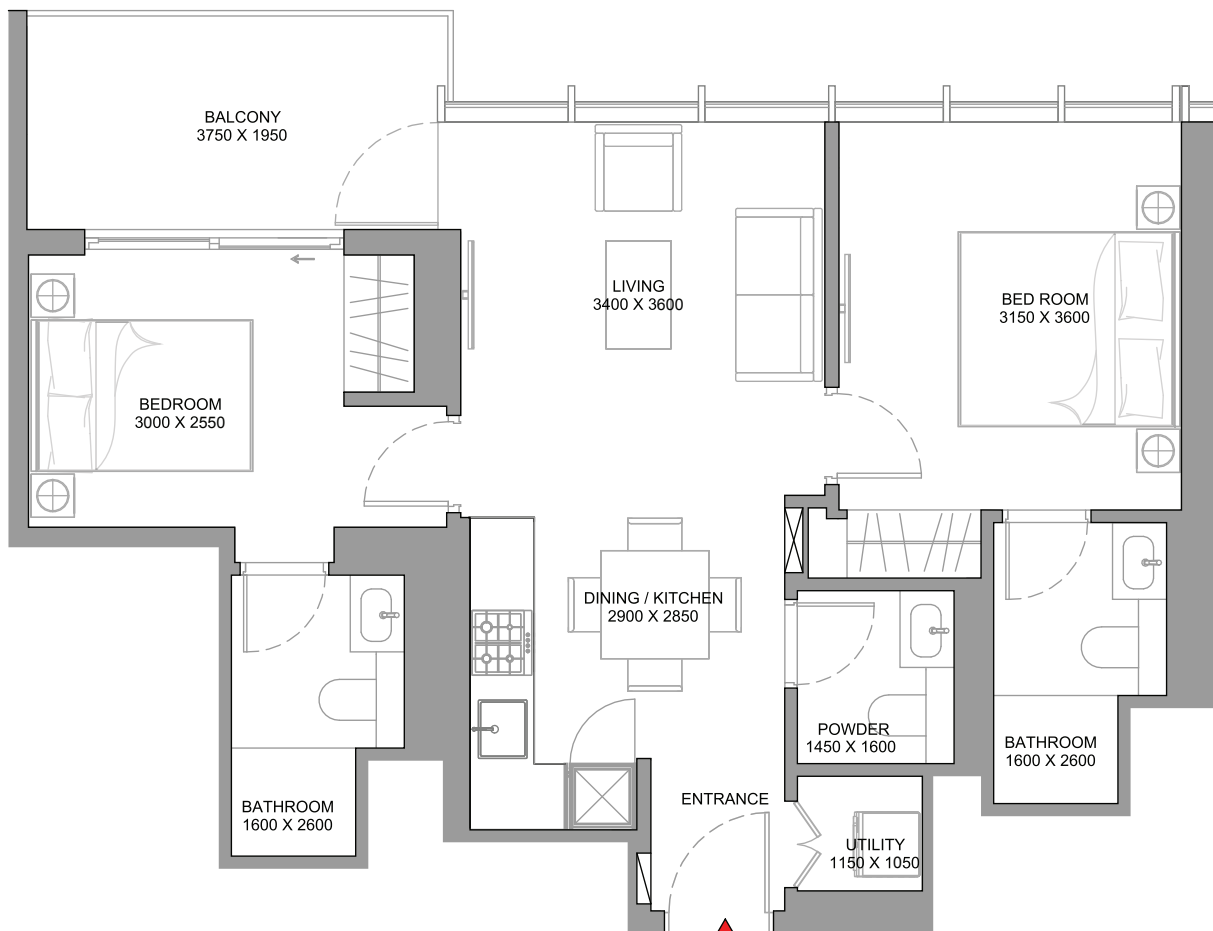
TOTAL SALEABLE AREA

SUITE = 701.91 SQ.FT.

BALCONY RANGE = 90.31 - 90.52 SQ.FT.

TOTAL RANGE = 792.22 - 792.44 SQ.FT.

SOBHA AQUAMONT TOWER C



List of unit numbers with this unit plan:

VIEWS

Green View
C-P102

Sea & Green View
C-101, C-301, C-501, C-701, C-901, C-1101, C-1301, C-1501, C-1701, C-1901, C-2101, C-2301, C-2501

DISCLAIMER: 1. ALL DIMENSIONS ARE IN METRIC, MEASURED TO WALL. 2. ALL DIMENSIONS & DRAWINGS ARE APPROXIMATE. 3. ACTUAL AREA MAY VARY FROM THE STATED AREA. 4. DRAWING ARE NOT TO SCALE. 5. LAYOUT REPRESENTATION AND IMAGES ARE FOR ILLUSTRATIVE PURPOSES ONLY AND MAY NOT REPRESENT THE ACTUAL SIZE, FEATURES, SPECIFICATIONS FOR KITCHEN FIXTURES, APPLIANCES, FITTINGS, FURNITURE OR FURNISHINGS AND FACADE. ACTUAL PRODUCTS AND DETAILS MAY VARY. 6. THE DEVELOPER RESERVES THE RIGHT TO MAKE REVISIONS/ ALTERATIONS, AT ITS ABSOLUTE DISCRETION, WITHOUT PRIOR INTIMATION OR ANY LIABILITY WHATSOEVER.

SOBHA
DOWNTOWN
UMM AL QUWAIN

2 BEDROOM APARTMENT TYPE K - VARIANT 1 (with powder room + balcony)

SOBHA AQUAMONT TOWER C



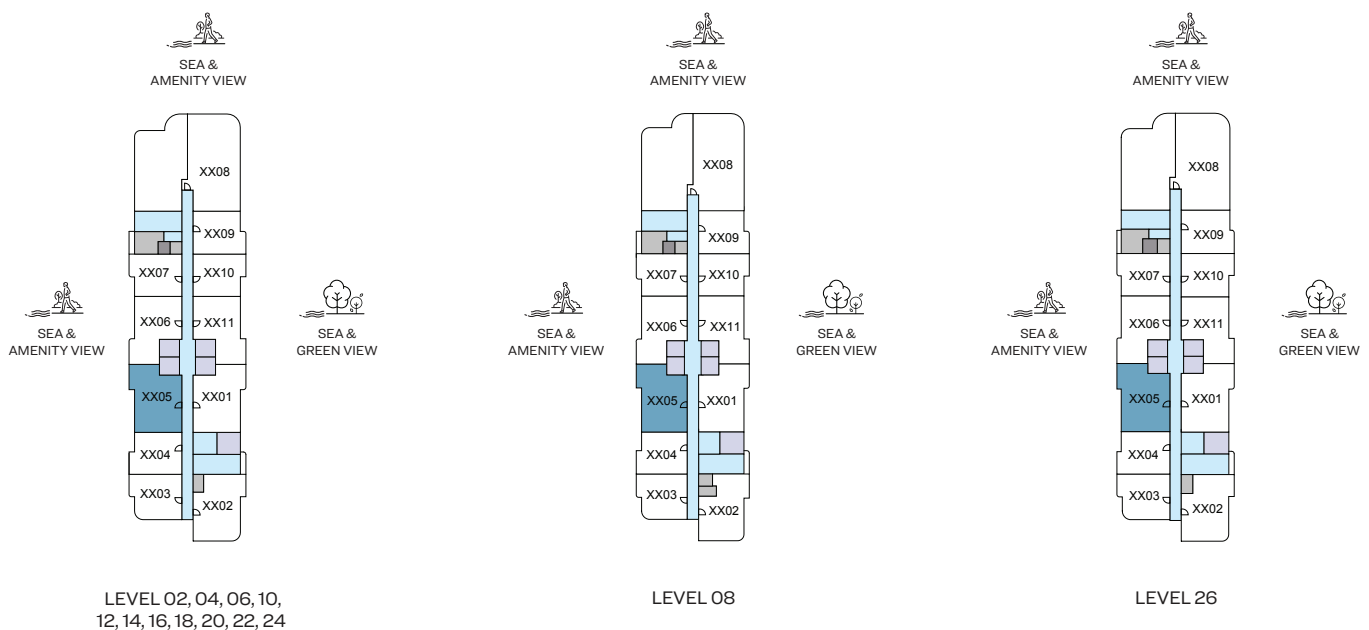
TOTAL SALEABLE AREA

SUITE RANGE = 694.38 - 695.35 SQ.FT.

BALCONY = 90.31 SQ.FT.

TOTAL RANGE = 784.69 - 785.66 SQ.FT.

UNIT



List of unit numbers with this unit plan:

VIEWS

Sea & Amenity View

C-205, C-405, C-605, C-805, C-1005, C-1205, C-1405, C-1605, C-1805, C-2005, C-2205, C-2405, C-2605

DISCLAIMER: 1. ALL DIMENSIONS ARE IN METRIC, MEASURED TO WALL. 2. ALL DIMENSIONS & DRAWINGS ARE APPROXIMATE. 3. ACTUAL AREA MAY VARY FROM THE STATED AREA. 4. DRAWING ARE NOT TO SCALE. 5. LAYOUT REPRESENTATION AND IMAGES ARE FOR ILLUSTRATIVE PURPOSES ONLY AND MAY NOT REPRESENT THE ACTUAL SIZE, FEATURES, SPECIFICATIONS FOR KITCHEN FIXTURES, APPLIANCES, FITTINGS, FURNITURE OR FURNISHINGS AND FACADE. ACTUAL PRODUCTS AND DETAILS MAY VARY. 6. THE DEVELOPER RESERVES THE RIGHT TO MAKE REVISIONS/ ALTERATIONS, AT ITS ABSOLUTE DISCRETION, WITHOUT PRIOR INTIMATION OR ANY LIABILITY WHATSOEVER.

SOBHA
DOWNTOWN
UMM AL QUWAIN

2 BEDROOM APARTMENT

TYPE K - VARIANT 1

(with powder room + balcony)

SOBHA AQUAMONT

TOWER C

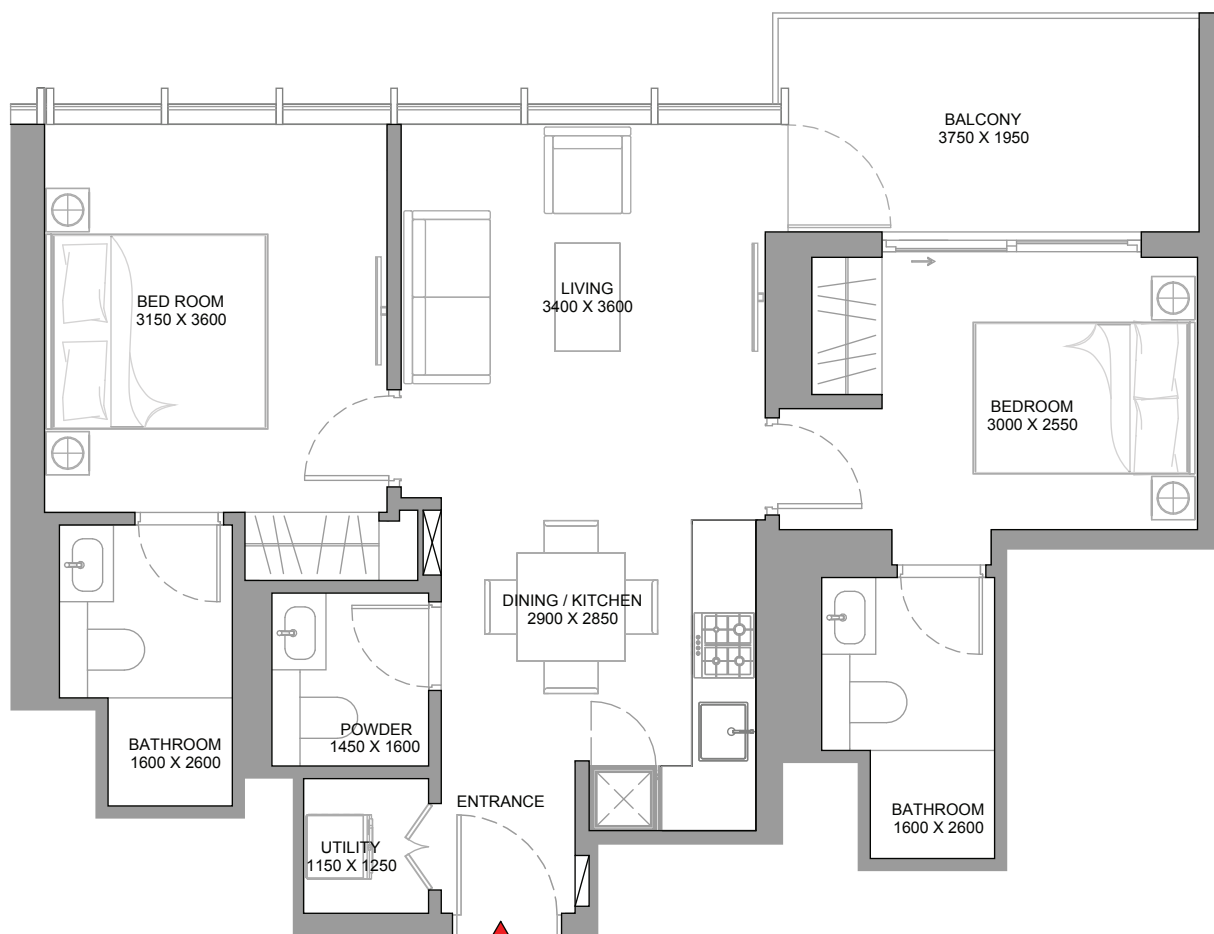


TOTAL SALEABLE AREA

SUITE RANGE = 694.38 - 695.35 SQ.FT.

BALCONY = 90.31 SQ.FT.

TOTAL RANGE = 784.69 - 785.66 SQ.FT.



List of unit numbers with this unit plan:

VIEWS

Sea & Amenity View

C-205, C-405, C-605, C-805, C-1005, C-1205, C-1405, C-1605, C-1805, C-2005, C-2205, C-2405, C-2605

DISCLAIMER: 1. ALL DIMENSIONS ARE IN METRIC, MEASURED TO WALL. 2. ALL DIMENSIONS & DRAWINGS ARE APPROXIMATE. 3. ACTUAL AREA MAY VARY FROM THE STATED AREA. 4. DRAWING ARE NOT TO SCALE. 5. LAYOUT REPRESENTATION AND IMAGES ARE FOR ILLUSTRATIVE PURPOSES ONLY AND MAY NOT REPRESENT THE ACTUAL SIZE, FEATURES, SPECIFICATIONS FOR KITCHEN FIXTURES, APPLIANCES, FITTINGS, FURNITURE OR FURNISHINGS AND FACADE. ACTUAL PRODUCTS AND DETAILS MAY VARY. 6. THE DEVELOPER RESERVES THE RIGHT TO MAKE REVISIONS/ ALTERATIONS, AT ITS ABSOLUTE DISCRETION, WITHOUT PRIOR INTIMATION OR ANY LIABILITY WHATSOEVER.

SOBHA
DOWNTOWN
UMM AL QUWAIN

2 BEDROOM APARTMENT TYPE L (with balcony)

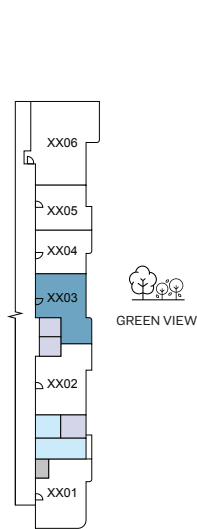
TOTAL SALEABLE AREA

SUITE RANGE = 630.01 - 631.73 SQ.FT.
BALCONY = 90.20 SQ.FT.
TOTAL RANGE = 720.21 - 721.94 SQ.FT.

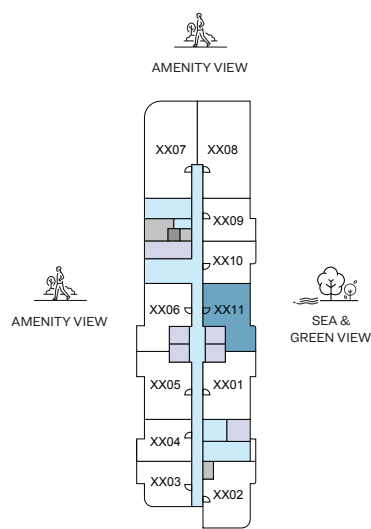
SOBHA AQUAMONT TOWER C



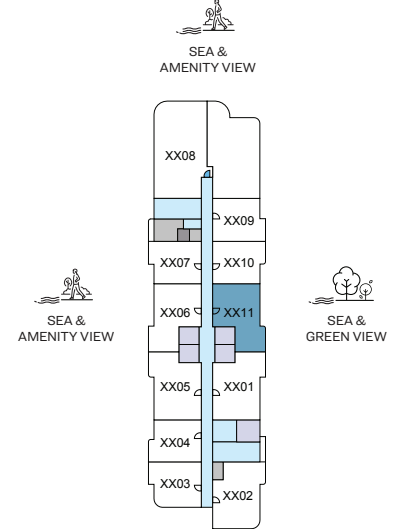
UNIT



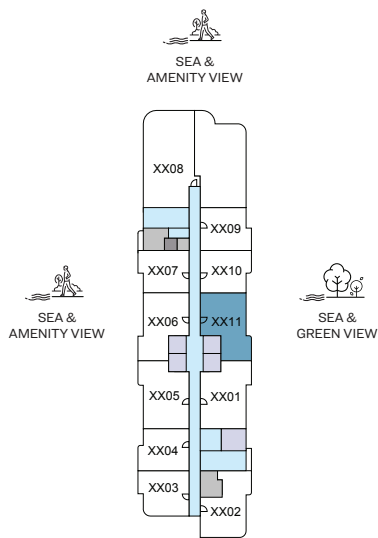
PODIUM LEVEL 01



LEVEL 01



LEVEL 03, 05, 09, 11,
13, 15, 19, 21, 23, 25



LEVEL 07, 17

List of unit numbers with this unit plan:

VIEWS

Green View
C-P103

Sea & Green View
C-111, C-311, C-511, C-711, C-911, C-1111, C-1311, C-1511, C-1711, C-1911, C-2111, C-2311, C-2511

DISCLAIMER: 1. ALL DIMENSIONS ARE IN METRIC, MEASURED TO WALL. 2. ALL DIMENSIONS & DRAWINGS ARE APPROXIMATE. 3. ACTUAL AREA MAY VARY FROM THE STATED AREA. 4. DRAWING ARE NOT TO SCALE. 5. LAYOUT REPRESENTATION AND IMAGES ARE FOR ILLUSTRATIVE PURPOSES ONLY AND MAY NOT REPRESENT THE ACTUAL SIZE, FEATURES, SPECIFICATIONS FOR KITCHEN FIXTURES, APPLIANCES, FITTINGS, FURNITURE OR FURNISHINGS AND FACADE. ACTUAL PRODUCTS AND DETAILS MAY VARY. 6. THE DEVELOPER RESERVES THE RIGHT TO MAKE REVISIONS/ ALTERATIONS, AT ITS ABSOLUTE DISCRETION, WITHOUT PRIOR INTIMATION OR ANY LIABILITY WHATSOEVER.

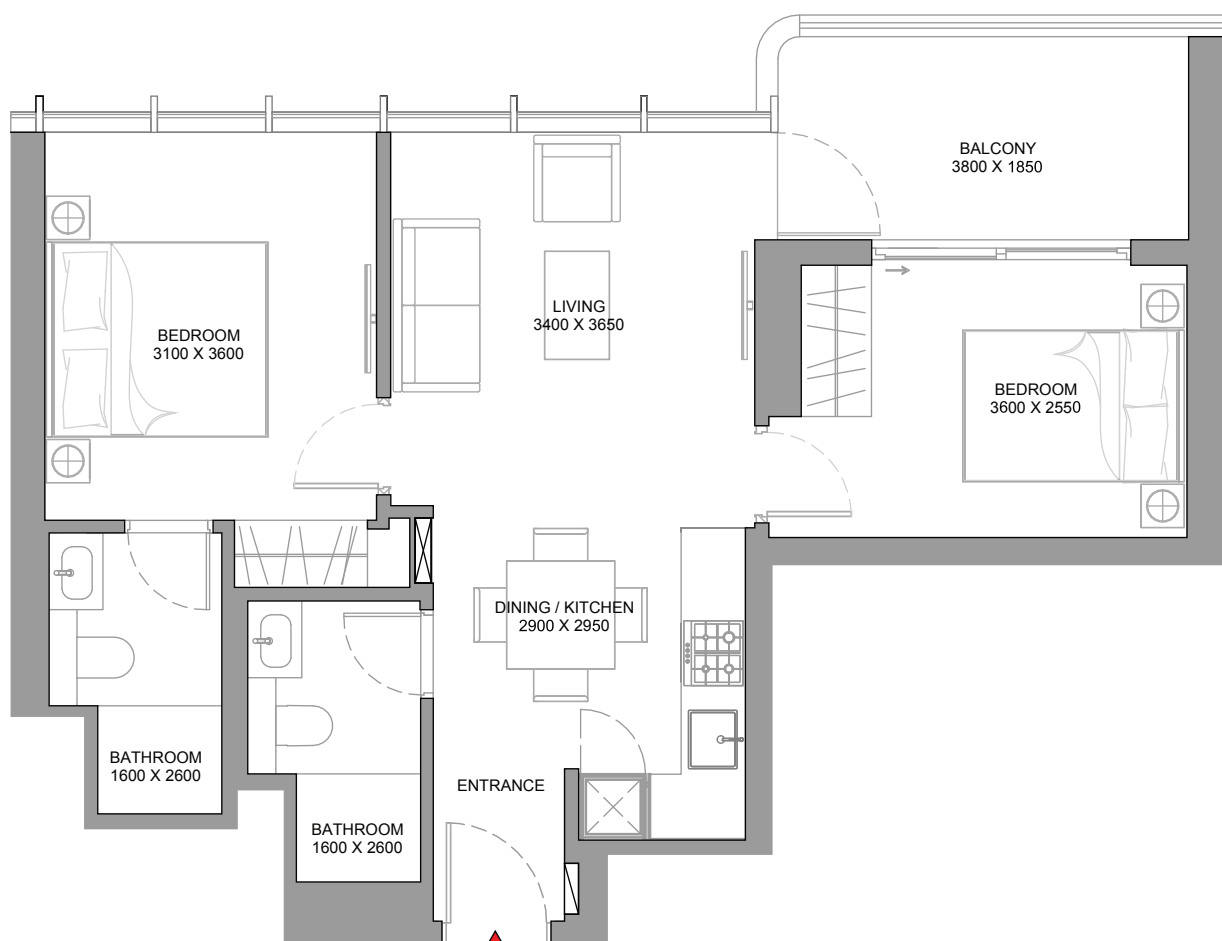
SOBHA
DOWNTOWN
UMM AL QUWAIN

2 BEDROOM APARTMENT TYPE L (with balcony)

TOTAL SALEABLE AREA

SUITE RANGE = 630.01 - 631.73 SQ.FT.
BALCONY = 90.20 SQ.FT.
TOTAL RANGE = 720.21 - 721.94 SQ.FT.

SOBHA AQUAMONT TOWER C



List of unit numbers with this unit plan:

VIEWS

Green View
C-P103

Sea & Green View
C-111, C-311, C-511, C-711, C-911, C-1111, C-1311, C-1511, C-1711, C-1911, C-2111, C-2311, C-2511

DISCLAIMER: 1. ALL DIMENSIONS ARE IN METRIC, MEASURED TO WALL. 2. ALL DIMENSIONS & DRAWINGS ARE APPROXIMATE. 3. ACTUAL AREA MAY VARY FROM THE STATED AREA. 4. DRAWING ARE NOT TO SCALE. 5. LAYOUT REPRESENTATION AND IMAGES ARE FOR ILLUSTRATIVE PURPOSES ONLY AND MAY NOT REPRESENT THE ACTUAL SIZE, FEATURES, SPECIFICATIONS FOR KITCHEN FIXTURES, APPLIANCES, FITTINGS, FURNITURE OR FURNISHINGS AND FACADE. ACTUAL PRODUCTS AND DETAILS MAY VARY. 6. THE DEVELOPER RESERVES THE RIGHT TO MAKE REVISIONS/ ALTERATIONS, AT ITS ABSOLUTE DISCRETION, WITHOUT PRIOR INTIMATION OR ANY LIABILITY WHATSOEVER.

SOBHA
DOWNTOWN
UMM AL QUWAIN

2 BEDROOM APARTMENT TYPE L - VARIANT 1 (with balcony)

TOTAL SALEABLE AREA

SUITE = 630.98 SQ.FT.

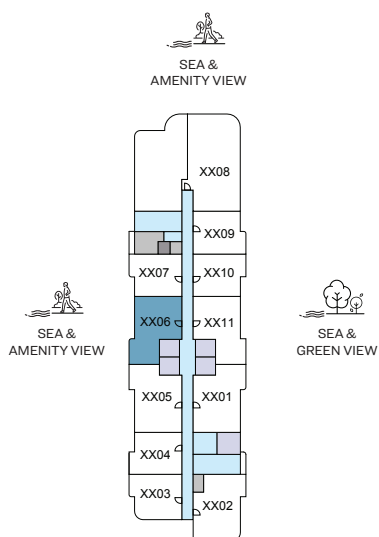
BALCONY = 90.20 SQ.FT.

TOTAL = 721.18 SQ.FT.

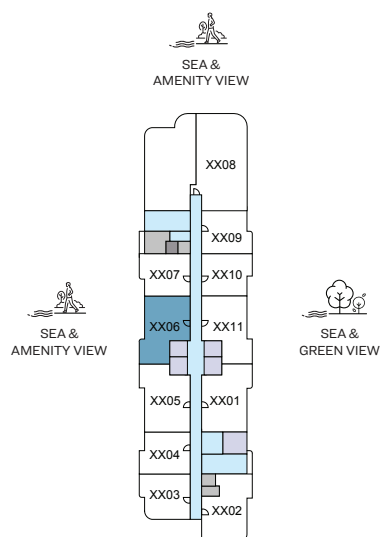
SOBHA AQUAMONT TOWER C



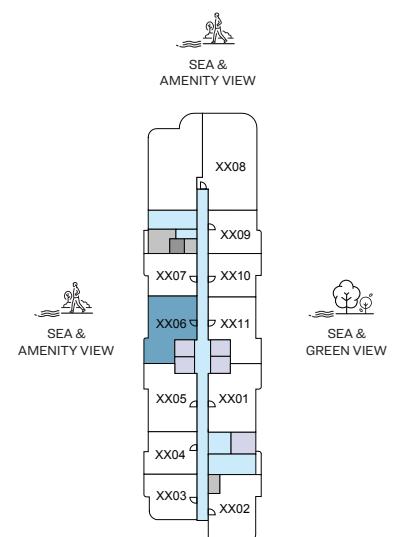
UNIT



LEVEL 02, 04, 06, 10,
12, 14, 16, 18, 20, 22, 24



LEVEL 08



LEVEL 26

List of unit numbers with this unit plan:

VIEWS

Sea & Amenity View

C-206, C-406, C-606, C-806, C-1006, C-1206, C-1406, C-1606, C-1806, C-2006, C-2206, C-2406, C-2606

DISCLAIMER: 1. ALL DIMENSIONS ARE IN METRIC, MEASURED TO WALL. 2. ALL DIMENSIONS & DRAWINGS ARE APPROXIMATE. 3. ACTUAL AREA MAY VARY FROM THE STATED AREA. 4. DRAWING ARE NOT TO SCALE. 5. LAYOUT REPRESENTATION AND IMAGES ARE FOR ILLUSTRATIVE PURPOSES ONLY AND MAY NOT REPRESENT THE ACTUAL SIZE, FEATURES, SPECIFICATIONS FOR KITCHEN FIXTURES, APPLIANCES, FITTINGS, FURNITURE OR FURNISHINGS AND FACADE. ACTUAL PRODUCTS AND DETAILS MAY VARY. 6. THE DEVELOPER RESERVES THE RIGHT TO MAKE REVISIONS/ ALTERATIONS, AT ITS ABSOLUTE DISCRETION, WITHOUT PRIOR INTIMATION OR ANY LIABILITY WHATSOEVER.

SOBHA
DOWNTOWN
UMM AL QUWAIN

2 BEDROOM APARTMENT TYPE L - VARIANT 1 (with balcony)

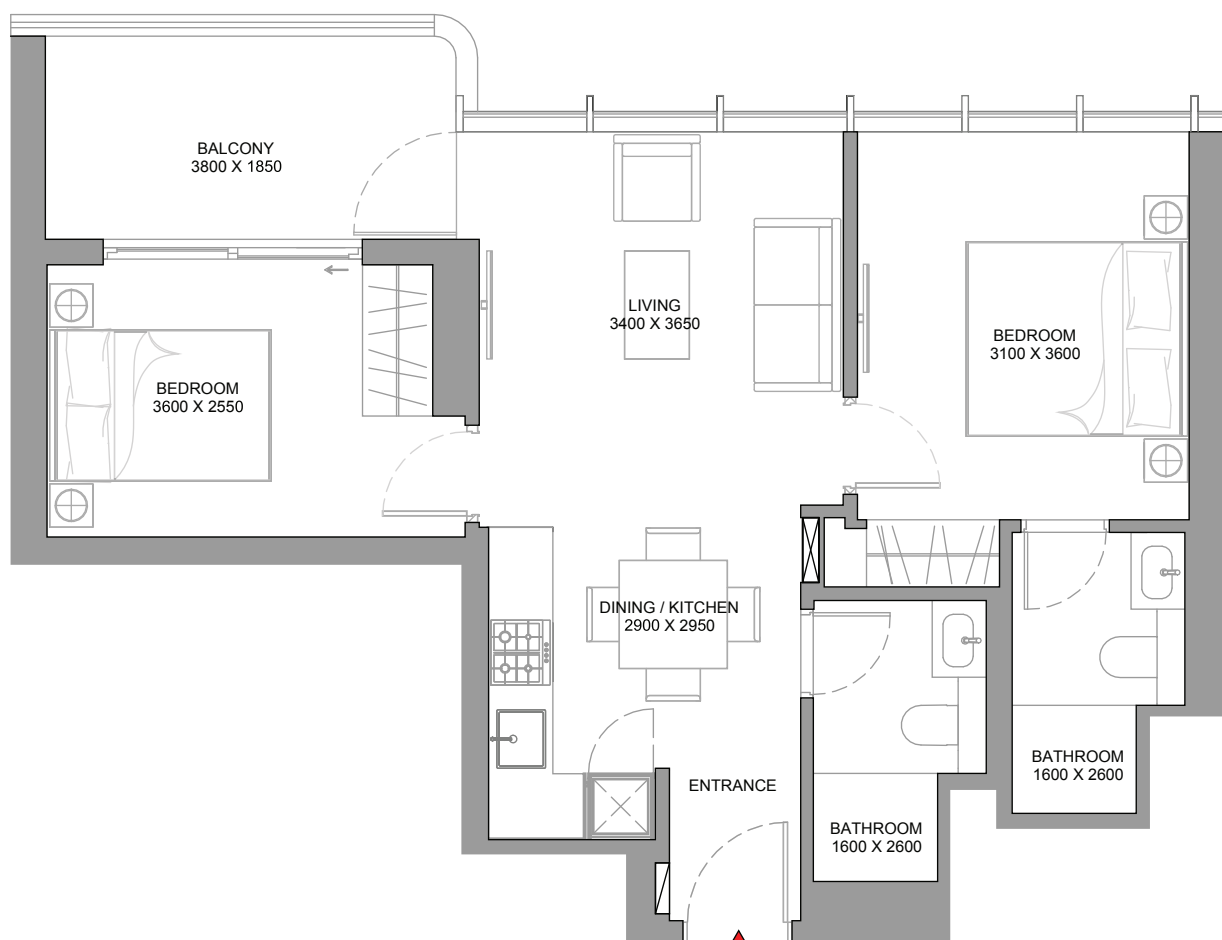
TOTAL SALEABLE AREA

SUITE = 630.98 SQ.FT.

BALCONY = 90.20 SQ.FT.

TOTAL = 721.18 SQ.FT.

SOBHA AQUAMONT TOWER C



List of unit numbers with this unit plan:

VIEWS

Sea & Amenity View

C-206, C-406, C-606, C-806, C-1006, C-1206, C-1406, C-1606, C-1806, C-2006, C-2206, C-2406, C-2606

DISCLAIMER: 1. ALL DIMENSIONS ARE IN METRIC, MEASURED TO WALL. 2. ALL DIMENSIONS & DRAWINGS ARE APPROXIMATE. 3. ACTUAL AREA MAY VARY FROM THE STATED AREA. 4. DRAWING ARE NOT TO SCALE. 5. LAYOUT REPRESENTATION AND IMAGES ARE FOR ILLUSTRATIVE PURPOSES ONLY AND MAY NOT REPRESENT THE ACTUAL SIZE, FEATURES, SPECIFICATIONS FOR KITCHEN FIXTURES, APPLIANCES, FITTINGS, FURNITURE OR FURNISHINGS AND FACADE. ACTUAL PRODUCTS AND DETAILS MAY VARY. 6. THE DEVELOPER RESERVES THE RIGHT TO MAKE REVISIONS/ ALTERATIONS, AT ITS ABSOLUTE DISCRETION, WITHOUT PRIOR INTIMATION OR ANY LIABILITY WHATSOEVER.

SOBHA
DOWNTOWN
UMM AL QUWAIN

2 BEDROOM APARTMENT TYPE M (with powder room + balcony)

TOTAL SALEABLE AREA

SUITE = 691.37 SQ.FT.

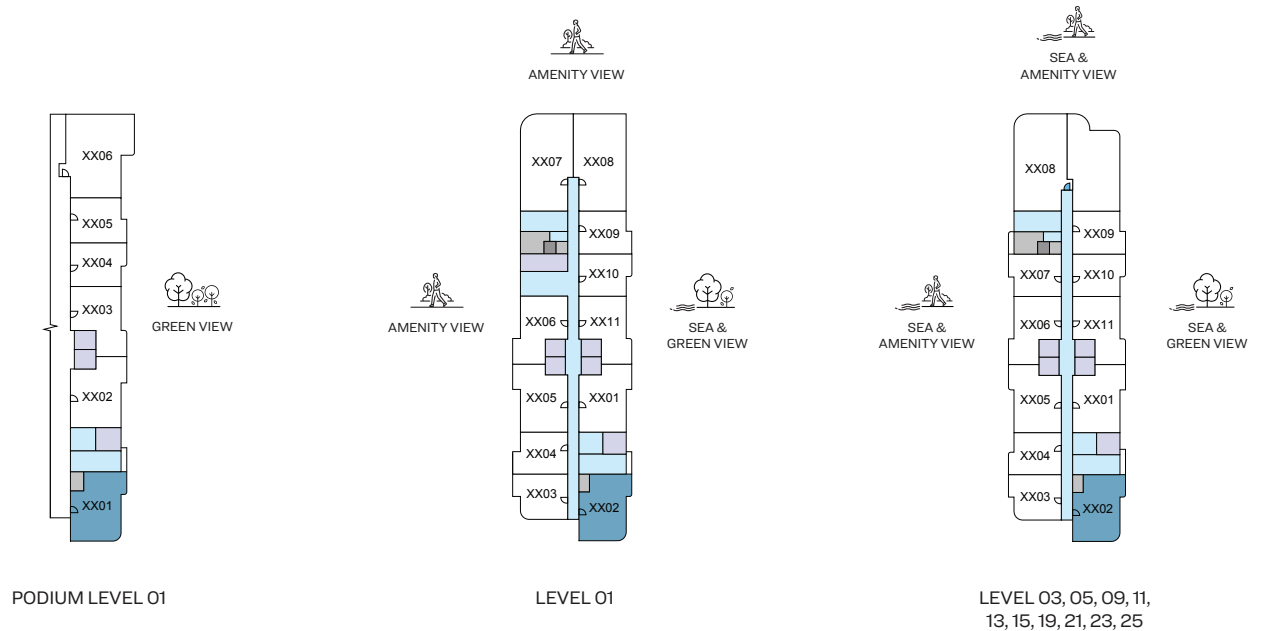
BALCONY RANGE = 79.55 - 79.87 SQ.FT.

TOTAL RANGE = 770.91 - 771.23 SQ.FT.

SOBHA AQUAMONT TOWER C



UNIT



List of unit numbers with this unit plan:

VIEWS

Green View
C-P101

Sea & Green View
C-102, C-302, C-502, C-902, C-1102, C-1302, C-1502, C-1902, C-2102, C-2302, C-2502

DISCLAIMER: 1. ALL DIMENSIONS ARE IN METRIC, MEASURED TO WALL. 2. ALL DIMENSIONS & DRAWINGS ARE APPROXIMATE. 3. ACTUAL AREA MAY VARY FROM THE STATED AREA. 4. DRAWING ARE NOT TO SCALE. 5. LAYOUT REPRESENTATION AND IMAGES ARE FOR ILLUSTRATIVE PURPOSES ONLY AND MAY NOT REPRESENT THE ACTUAL SIZE, FEATURES, SPECIFICATIONS FOR KITCHEN FIXTURES, APPLIANCES, FITTINGS, FURNITURE OR FURNISHINGS AND FACADE. ACTUAL PRODUCTS AND DETAILS MAY VARY. 6. THE DEVELOPER RESERVES THE RIGHT TO MAKE REVISIONS/ ALTERATIONS, AT ITS ABSOLUTE DISCRETION, WITHOUT PRIOR INTIMATION OR ANY LIABILITY WHATSOEVER.

SOBHA
DOWNTOWN
UMM AL QUWAIN

2 BEDROOM APARTMENT

TYPE M

(with powder room + balcony)

SOBHA AQUAMONT

TOWER C

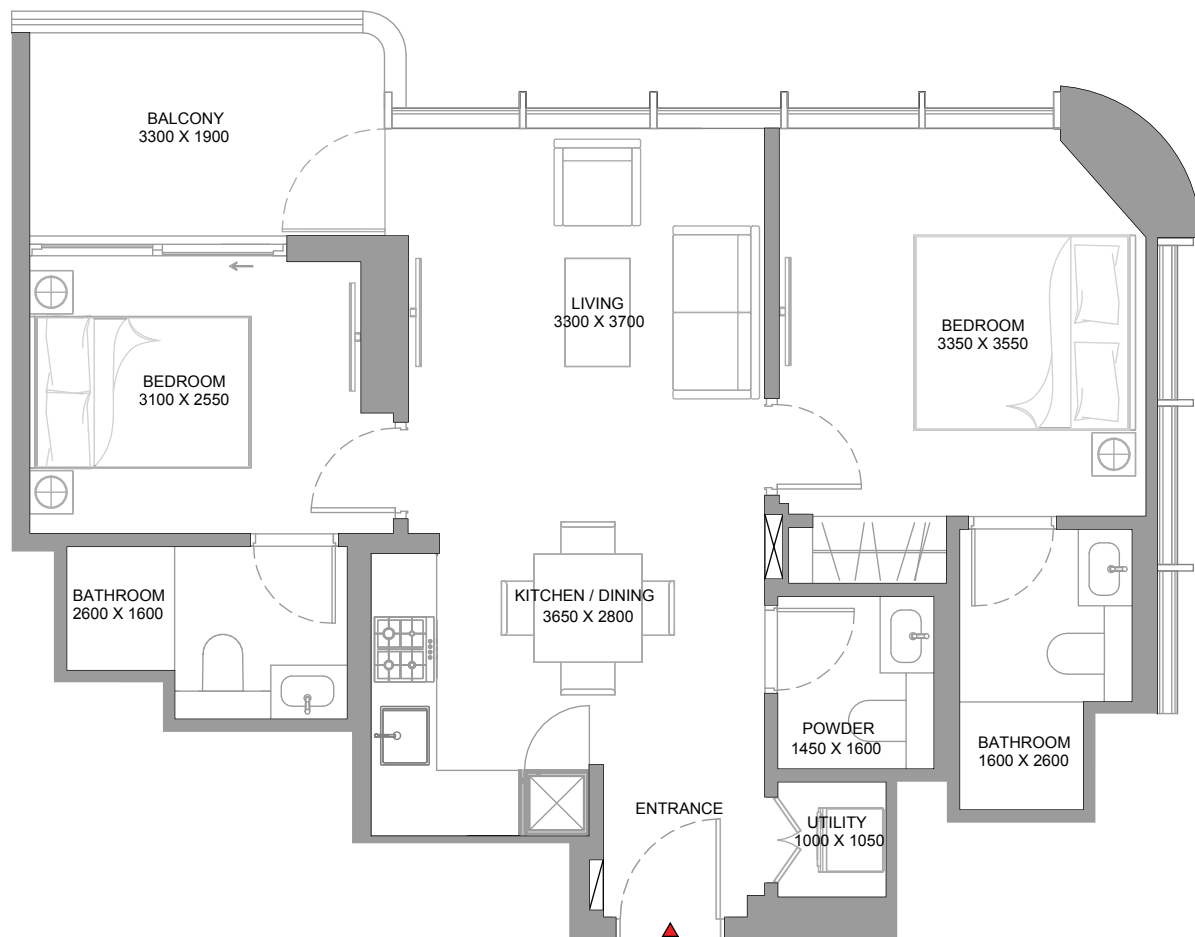


TOTAL SALEABLE AREA

SUITE = 691.37 SQ.FT.

BALCONY RANGE = 79.55 - 79.87 SQ.FT.

TOTAL RANGE = 770.91 - 771.23 SQ.FT.



List of unit numbers with this unit plan:

VIEWS

Green View
C-P101

Sea & Green View
C-102, C-302, C-502, C-902, C-1102, C-1302, C-1502, C-1902, C-2102, C-2302, C-2502

DISCLAIMER: 1. ALL DIMENSIONS ARE IN METRIC, MEASURED TO WALL. 2. ALL DIMENSIONS & DRAWINGS ARE APPROXIMATE. 3. ACTUAL AREA MAY VARY FROM THE STATED AREA. 4. DRAWING ARE NOT TO SCALE. 5. LAYOUT REPRESENTATION AND IMAGES ARE FOR ILLUSTRATIVE PURPOSES ONLY AND MAY NOT REPRESENT THE ACTUAL SIZE, FEATURES, SPECIFICATIONS FOR KITCHEN FIXTURES, APPLIANCES, FITTINGS, FURNITURE OR FURNISHINGS AND FACADE. ACTUAL PRODUCTS AND DETAILS MAY VARY. 6. THE DEVELOPER RESERVES THE RIGHT TO MAKE REVISIONS/ ALTERATIONS, AT ITS ABSOLUTE DISCRETION, WITHOUT PRIOR INTIMATION OR ANY LIABILITY WHATSOEVER.

SOBHA
DOWNTOWN
UMM AL QUWAIN

2 BEDROOM APARTMENT TYPE N (with powder room + balcony)

TOTAL SALEABLE AREA

SUITE = 691.37 SQ.FT.

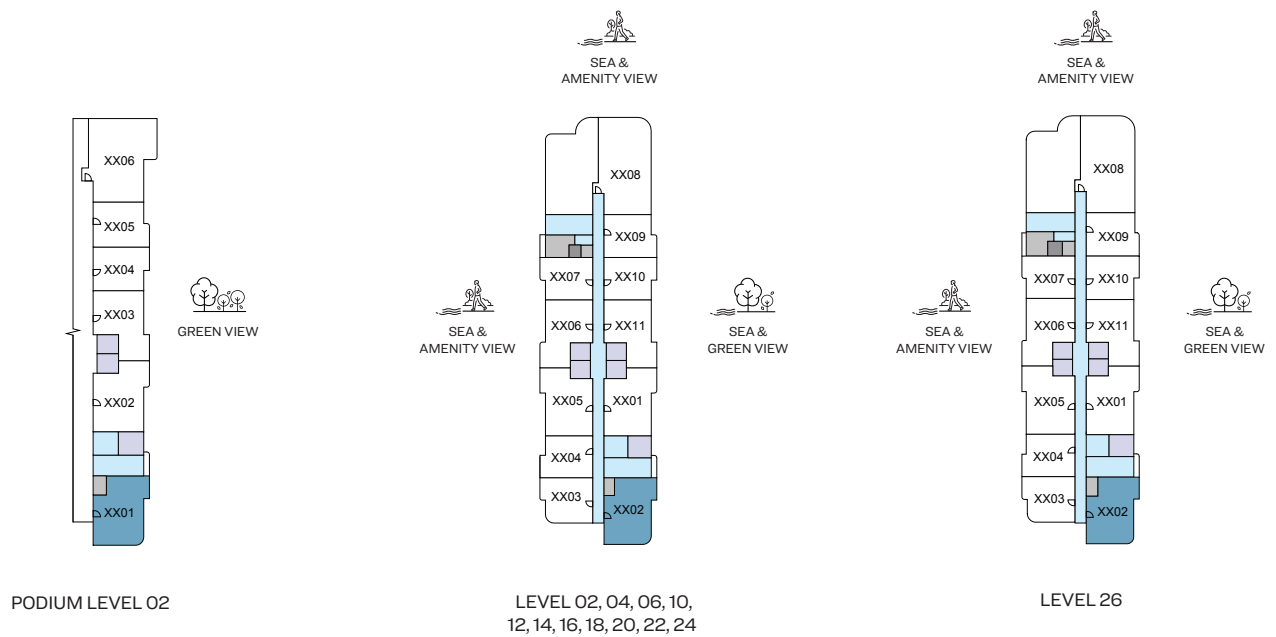
BALCONY = 79.76 SQ.FT.

TOTAL = 771.13 SQ.FT.

SOBHA AQUAMONT TOWER C



UNIT



List of unit numbers with this unit plan:

VIEWS

Green View
C-P201

Sea & Green View
C-202, C-402, C-602, C-1002, C-1202, C-1402, C-1602, C-1802, C-2002, C-2202, C-2402, C-2602

DISCLAIMER: 1. ALL DIMENSIONS ARE IN METRIC, MEASURED TO WALL. 2. ALL DIMENSIONS & DRAWINGS ARE APPROXIMATE. 3. ACTUAL AREA MAY VARY FROM THE STATED AREA. 4. DRAWING ARE NOT TO SCALE. 5. LAYOUT REPRESENTATION AND IMAGES ARE FOR ILLUSTRATIVE PURPOSES ONLY AND MAY NOT REPRESENT THE ACTUAL SIZE, FEATURES, SPECIFICATIONS FOR KITCHEN FIXTURES, APPLIANCES, FITTINGS, FURNITURE OR FURNISHINGS AND FACADE. ACTUAL PRODUCTS AND DETAILS MAY VARY. 6. THE DEVELOPER RESERVES THE RIGHT TO MAKE REVISIONS/ ALTERATIONS, AT ITS ABSOLUTE DISCRETION, WITHOUT PRIOR INTIMATION OR ANY LIABILITY WHATSOEVER.

SOBHA
DOWNTOWN
UMM AL QUWAIN

2 BEDROOM APARTMENT TYPE N (with powder room + balcony)

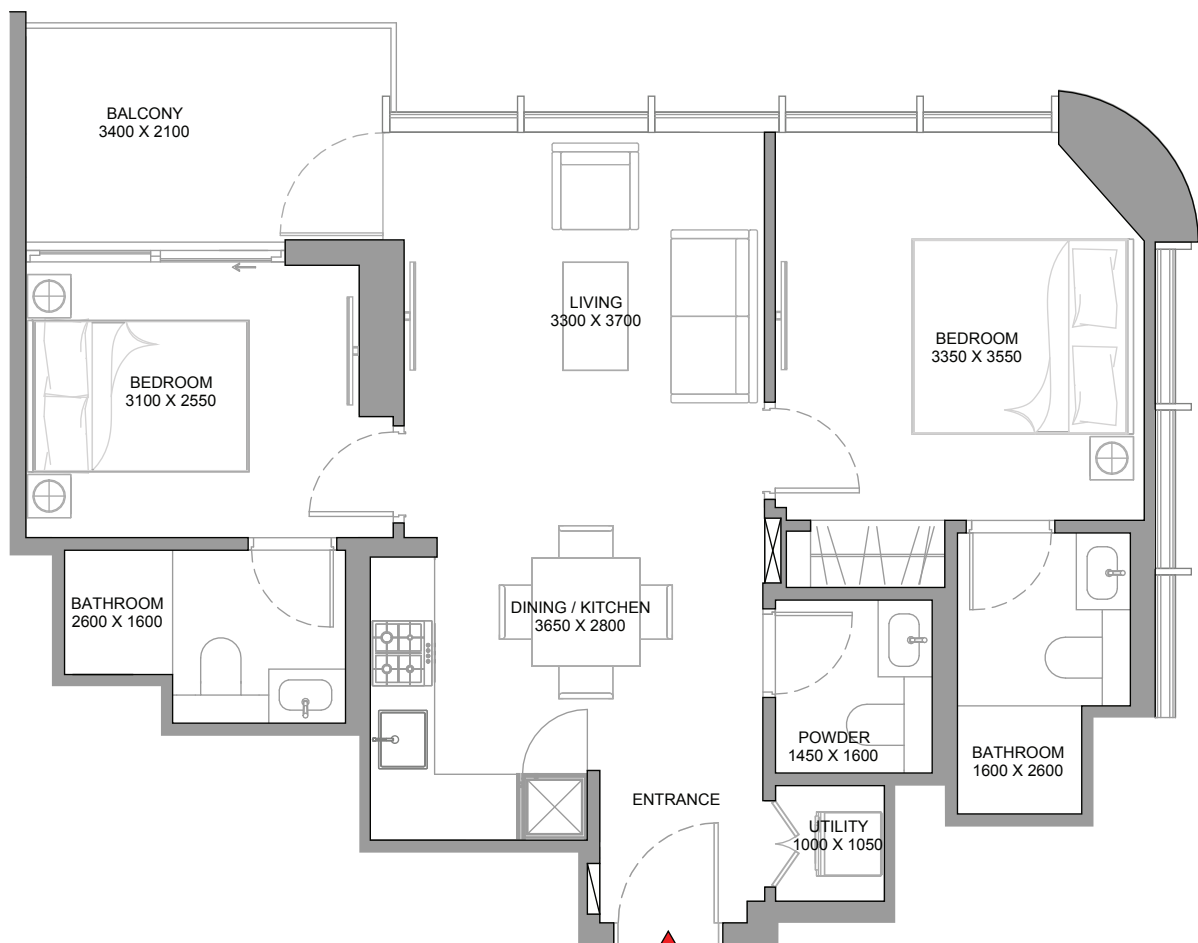
TOTAL SALEABLE AREA

SUITE = 691.37 SQ.FT.

BALCONY = 79.76 SQ.FT.

TOTAL = 771.13 SQ.FT.

SOBHA AQUAMONT TOWER C



List of unit numbers with this unit plan:

VIEWS

Green View
C-P201

Sea & Green View
C-202, C-402, C-602, C-1002, C-1202, C-1402, C-1602, C-1802, C-2002, C-2202, C-2402, C-2602

DISCLAIMER: 1. ALL DIMENSIONS ARE IN METRIC, MEASURED TO WALL. 2. ALL DIMENSIONS & DRAWINGS ARE APPROXIMATE. 3. ACTUAL AREA MAY VARY FROM THE STATED AREA. 4. DRAWING ARE NOT TO SCALE. 5. LAYOUT REPRESENTATION AND IMAGES ARE FOR ILLUSTRATIVE PURPOSES ONLY AND MAY NOT REPRESENT THE ACTUAL SIZE, FEATURES, SPECIFICATIONS FOR KITCHEN FIXTURES, APPLIANCES, FITTINGS, FURNITURE OR FURNISHINGS AND FACADE. ACTUAL PRODUCTS AND DETAILS MAY VARY. 6. THE DEVELOPER RESERVES THE RIGHT TO MAKE REVISIONS/ ALTERATIONS, AT ITS ABSOLUTE DISCRETION, WITHOUT PRIOR INTIMATION OR ANY LIABILITY WHATSOEVER.

SOBHA
DOWNTOWN
UMM AL QUWAIN

2 BEDROOM APARTMENT TYPE O (with powder room + balcony)

TOTAL SALEABLE AREA

SUITE = 701.91 SQ.FT.

BALCONY = 90.20 SQ.FT.

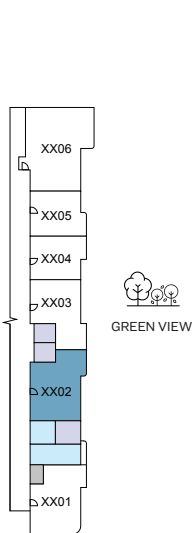
TOTAL = 792.12 SQ.FT.

SOBHA AQUAMONT

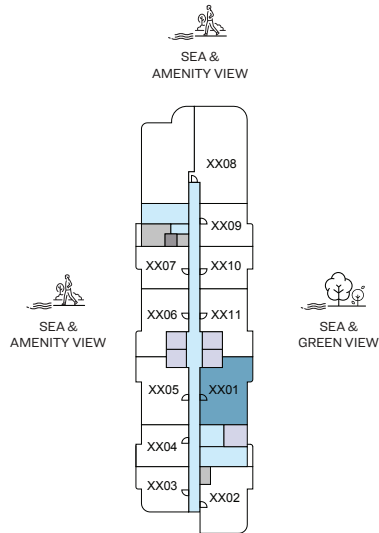
TOWER C



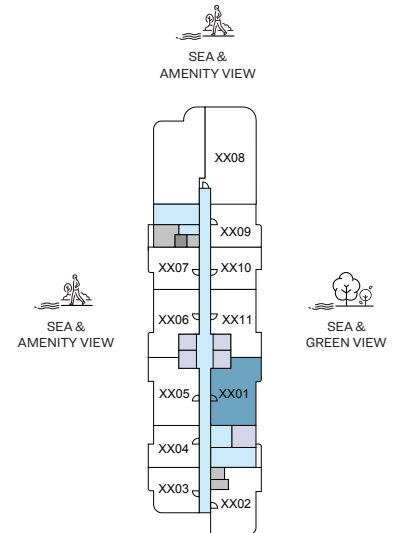
UNIT



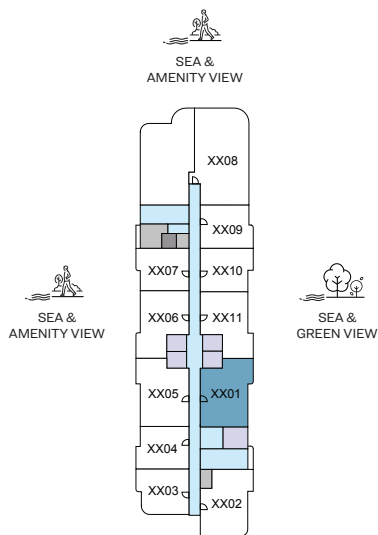
PODIUM LEVEL 02



LEVEL 02, 04, 06, 10,
12, 14, 16, 18, 20, 22, 24



LEVEL 08



LEVEL 26

List of unit numbers with this unit plan:

VIEWS

Green View
C-P202

Sea & Green View
C-201, C-401, C-601, C-801, C-1001, C-1201, C-1401, C-1601, C-1801, C-2001, C-2201, C-2401, C-2601

DISCLAIMER: 1. ALL DIMENSIONS ARE IN METRIC, MEASURED TO WALL. 2. ALL DIMENSIONS & DRAWINGS ARE APPROXIMATE. 3. ACTUAL AREA MAY VARY FROM THE STATED AREA. 4. DRAWING ARE NOT TO SCALE. 5. LAYOUT REPRESENTATION AND IMAGES ARE FOR ILLUSTRATIVE PURPOSES ONLY AND MAY NOT REPRESENT THE ACTUAL SIZE, FEATURES, SPECIFICATIONS FOR KITCHEN FIXTURES, APPLIANCES, FITTINGS, FURNITURE OR FURNISHINGS AND FACADE. ACTUAL PRODUCTS AND DETAILS MAY VARY. 6. THE DEVELOPER RESERVES THE RIGHT TO MAKE REVISIONS/ ALTERATIONS, AT ITS ABSOLUTE DISCRETION, WITHOUT PRIOR INTIMATION OR ANY LIABILITY WHATSOEVER.

2 BEDROOM APARTMENT

TYPE O

(with powder room + balcony)

TOTAL SALEABLE AREA

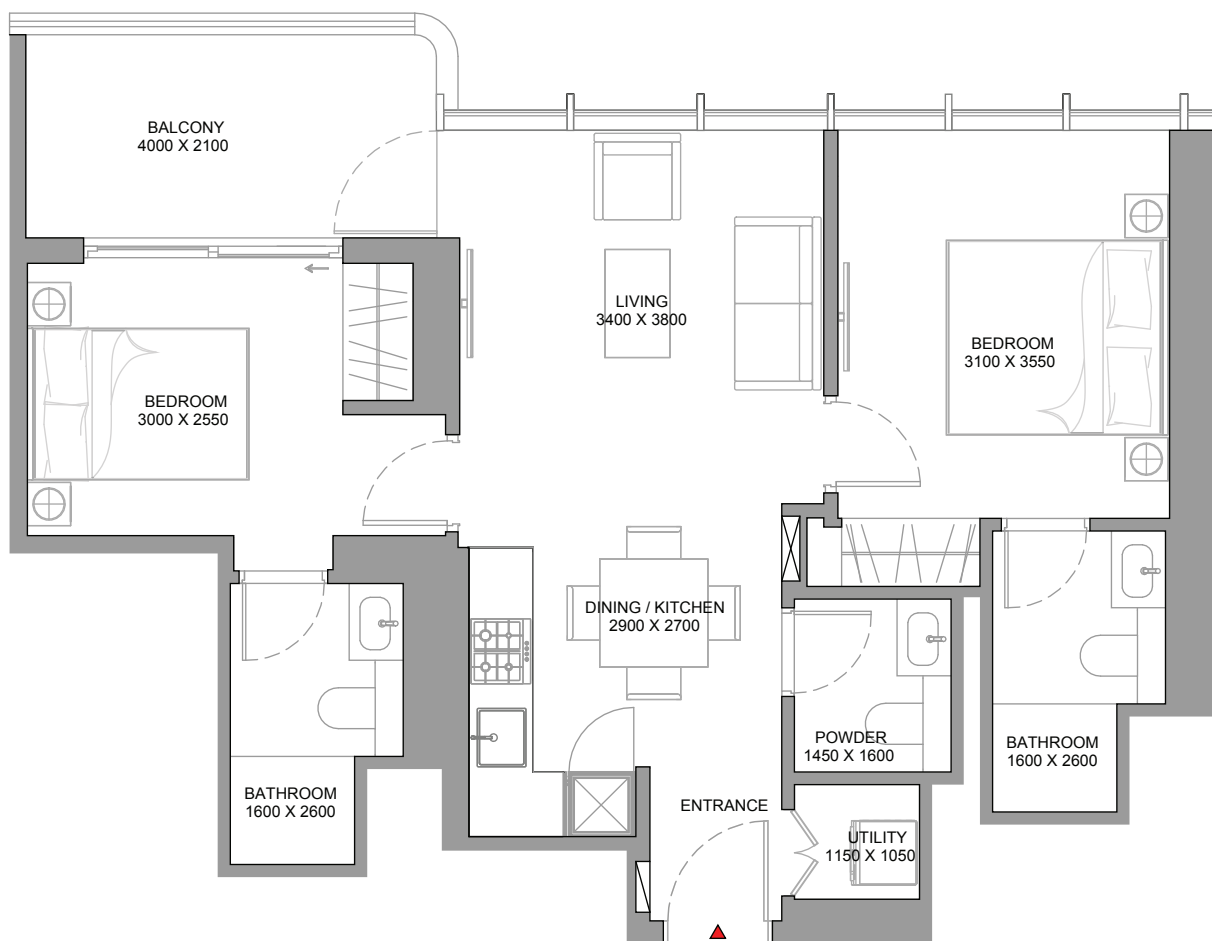
SUITE = 701.91 SQ.FT.

BALCONY = 90.20 SQ.FT.

TOTAL = 792.12 SQ.FT.

SOBHA AQUAMONT

TOWER C



List of unit numbers with this unit plan:

VIEWS

Green View
C-P202

Sea & Green View
C-201, C-401, C-601, C-801, C-1001, C-1201, C-1401, C-1601, C-1801, C-2001, C-2201, C-2401, C-2601

DISCLAIMER: 1. ALL DIMENSIONS ARE IN METRIC, MEASURED TO WALL. 2. ALL DIMENSIONS & DRAWINGS ARE APPROXIMATE. 3. ACTUAL AREA MAY VARY FROM THE STATED AREA. 4. DRAWING ARE NOT TO SCALE. 5. LAYOUT REPRESENTATION AND IMAGES ARE FOR ILLUSTRATIVE PURPOSES ONLY AND MAY NOT REPRESENT THE ACTUAL SIZE, FEATURES, SPECIFICATIONS FOR KITCHEN FIXTURES, APPLIANCES, FITTINGS, FURNITURE OR FURNISHINGS AND FACADE. ACTUAL PRODUCTS AND DETAILS MAY VARY. 6. THE DEVELOPER RESERVES THE RIGHT TO MAKE REVISIONS/ ALTERATIONS, AT ITS ABSOLUTE DISCRETION, WITHOUT PRIOR INTIMATION OR ANY LIABILITY WHATSOEVER.

SOBHA
DOWNTOWN
UMM AL QUWAIN

2 BEDROOM APARTMENT TYPE O - VARIANT 1 (with powder room + balcony)

TOTAL SALEABLE AREA

SUITE = 694.49 SQ.FT.

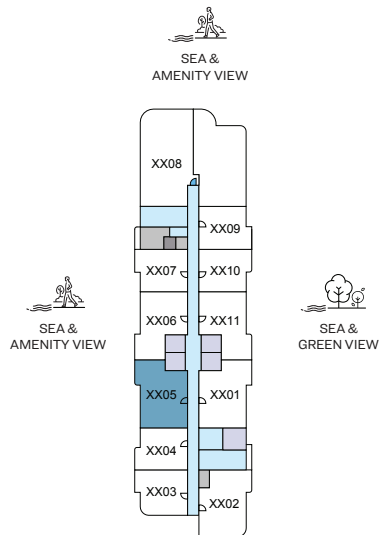
BALCONY = 90.20 SQ.FT.

TOTAL = 784.69 SQ.FT.

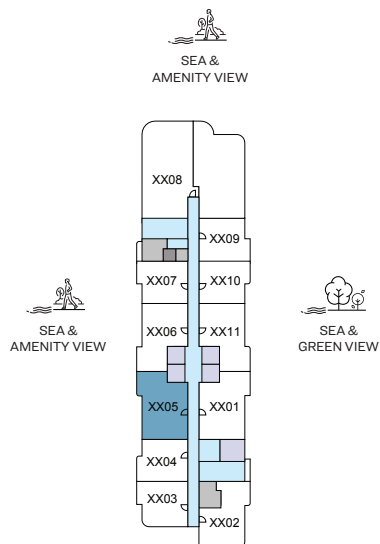
SOBHA AQUAMONT TOWER C



UNIT



LEVEL 03, 05, 09, 11,
13, 15, 19, 21, 23, 25



LEVEL 07, 17

List of unit numbers with this unit plan:

VIEWS

Sea & Amenity View

C-305, C-505, C-705, C-905, C-1105, C-1305, C-1505, C-1705, C-1905, C-2105, C-2305, C-2505

DISCLAIMER: 1. ALL DIMENSIONS ARE IN METRIC, MEASURED TO WALL. 2. ALL DIMENSIONS & DRAWINGS ARE APPROXIMATE. 3. ACTUAL AREA MAY VARY FROM THE STATED AREA. 4. DRAWING ARE NOT TO SCALE. 5. LAYOUT REPRESENTATION AND IMAGES ARE FOR ILLUSTRATIVE PURPOSES ONLY AND MAY NOT REPRESENT THE ACTUAL SIZE, FEATURES, SPECIFICATIONS FOR KITCHEN FIXTURES, APPLIANCES, FITTINGS, FURNITURE OR FURNISHINGS AND FACADE. ACTUAL PRODUCTS AND DETAILS MAY VARY. 6. THE DEVELOPER RESERVES THE RIGHT TO MAKE REVISIONS/ ALTERATIONS, AT ITS ABSOLUTE DISCRETION, WITHOUT PRIOR INTIMATION OR ANY LIABILITY WHATSOEVER.

SOBHA
DOWNTOWN
UMM AL QUWAIN

2 BEDROOM APARTMENT

TYPE O - VARIANT 1

(with powder room + balcony)

TOTAL SALEABLE AREA

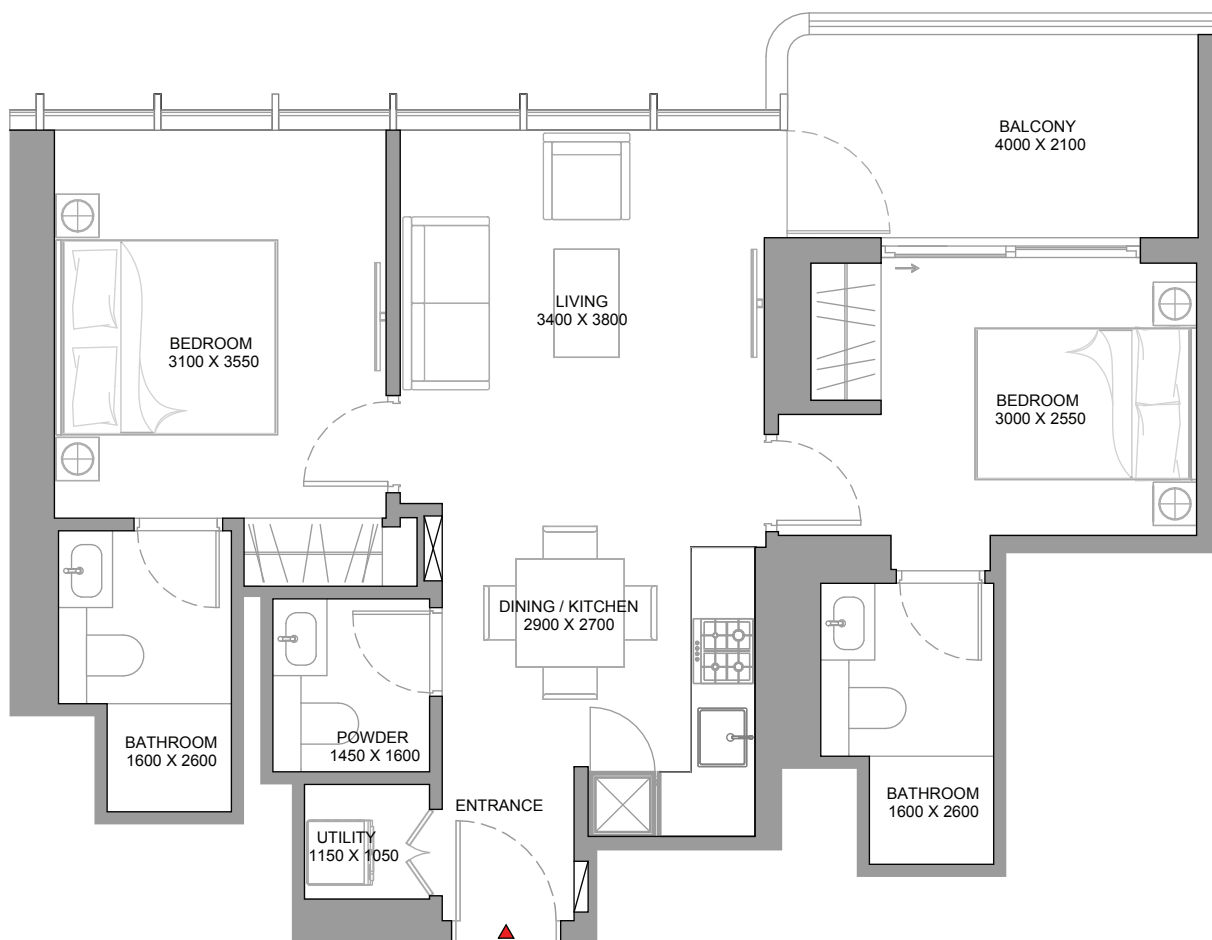
SUITE = 694.49 SQ.FT.

BALCONY = 90.20 SQ.FT.

TOTAL = 784.69 SQ.FT.

SOBHA AQUAMONT

TOWER C



List of unit numbers with this unit plan:

VIEWS

Sea & Amenity View

C-305, C-505, C-705, C-905, C-1105, C-1305, C-1505, C-1705, C-1905, C-2105, C-2305, C-2505

DISCLAIMER: 1. ALL DIMENSIONS ARE IN METRIC, MEASURED TO WALL. 2. ALL DIMENSIONS & DRAWINGS ARE APPROXIMATE. 3. ACTUAL AREA MAY VARY FROM THE STATED AREA. 4. DRAWING ARE NOT TO SCALE. 5. LAYOUT REPRESENTATION AND IMAGES ARE FOR ILLUSTRATIVE PURPOSES ONLY AND MAY NOT REPRESENT THE ACTUAL SIZE, FEATURES, SPECIFICATIONS FOR KITCHEN FIXTURES, APPLIANCES, FITTINGS, FURNITURE OR FURNISHINGS AND FACADE. ACTUAL PRODUCTS AND DETAILS MAY VARY. 6. THE DEVELOPER RESERVES THE RIGHT TO MAKE REVISIONS/ ALTERATIONS, AT ITS ABSOLUTE DISCRETION, WITHOUT PRIOR INTIMATION OR ANY LIABILITY WHATSOEVER.

SOBHA
DOWNTOWN
UMM AL QUWAIN

2 BEDROOM APARTMENT TYPE P (with balcony)

TOTAL SALEABLE AREA

SUITE = 630.87 SQ.FT.

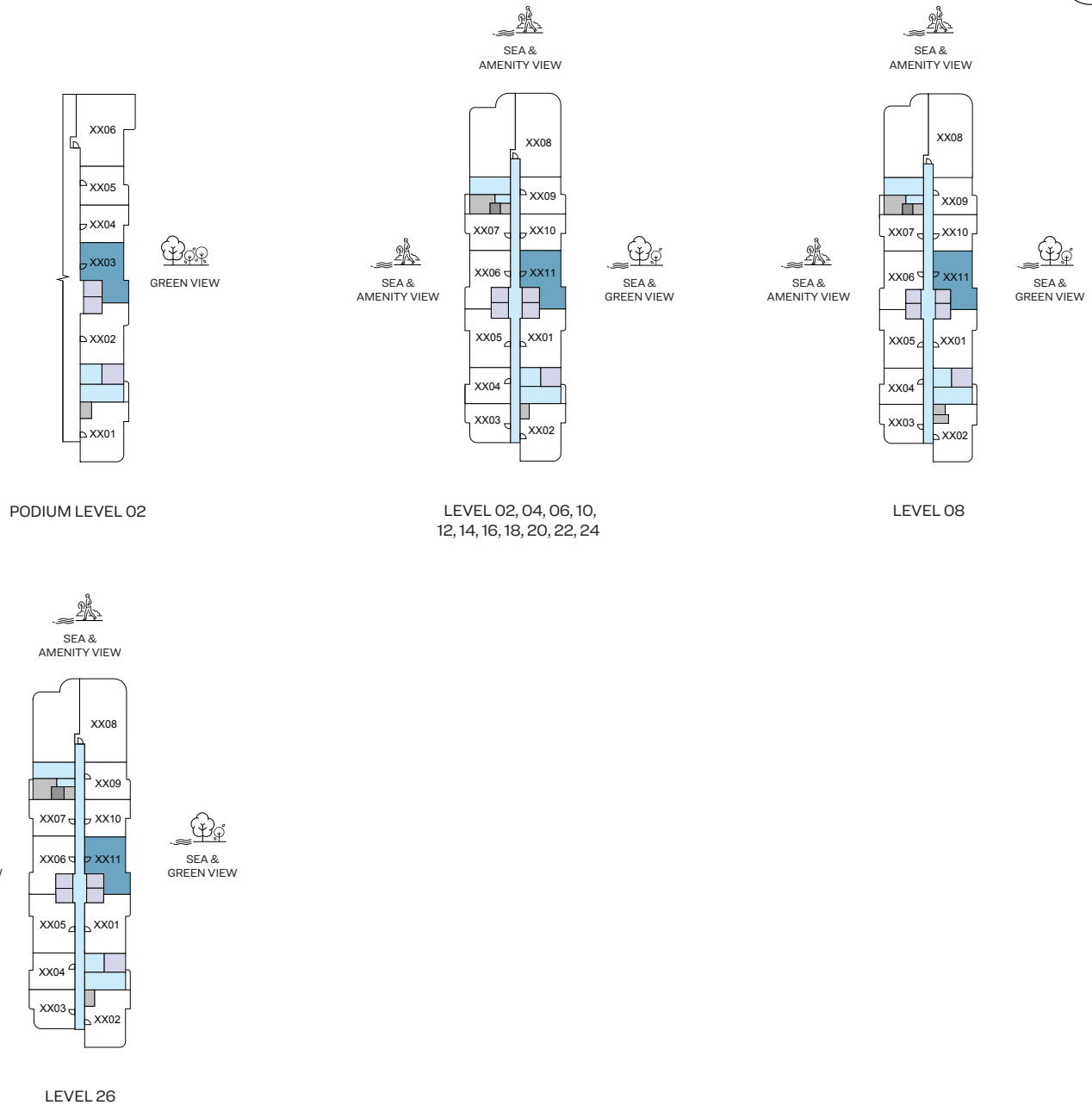
BALCONY = 90.31 SQ.FT.

TOTAL = 721.18 SQ.FT.

SOBHA AQUAMONT TOWER C



UNIT



List of unit numbers with this unit plan:

VIEWS

Green View
C-P203

Sea & Green View
C-211, C-411, C-611, C-811, C-1011, C-1211, C-1411, C-1611, C-1811, C-2011, C-2211, C-2411, C-2611

DISCLAIMER: 1. ALL DIMENSIONS ARE IN METRIC, MEASURED TO WALL. 2. ALL DIMENSIONS & DRAWINGS ARE APPROXIMATE. 3. ACTUAL AREA MAY VARY FROM THE STATED AREA. 4. DRAWING ARE NOT TO SCALE. 5. LAYOUT REPRESENTATION AND IMAGES ARE FOR ILLUSTRATIVE PURPOSES ONLY AND MAY NOT REPRESENT THE ACTUAL SIZE, FEATURES, SPECIFICATIONS FOR KITCHEN FIXTURES, APPLIANCES, FITTINGS, FURNITURE OR FURNISHINGS AND FACADE. ACTUAL PRODUCTS AND DETAILS MAY VARY. 6. THE DEVELOPER RESERVES THE RIGHT TO MAKE REVISIONS/ ALTERATIONS, AT ITS ABSOLUTE DISCRETION, WITHOUT PRIOR INTIMATION OR ANY LIABILITY WHATSOEVER.

SOBHA
DOWNTOWN
UMM AL QUWAIN

2 BEDROOM APARTMENT TYPE P (with balcony)

TOTAL SALEABLE AREA

SUITE = 630.87 SQ.FT.

BALCONY = 90.31 SQ.FT.

TOTAL = 721.18 SQ.FT.

SOBHA AQUAMONT TOWER C



List of unit numbers with this unit plan:

VIEWS

Green View
C-P203

Sea & Green View
C-211, C-411, C-611, C-811, C-1011, C-1211, C-1411, C-1611, C-1811, C-2011, C-2211, C-2411, C-2611

DISCLAIMER: 1. ALL DIMENSIONS ARE IN METRIC, MEASURED TO WALL. 2. ALL DIMENSIONS & DRAWINGS ARE APPROXIMATE. 3. ACTUAL AREA MAY VARY FROM THE STATED AREA. 4. DRAWING ARE NOT TO SCALE. 5. LAYOUT REPRESENTATION AND IMAGES ARE FOR ILLUSTRATIVE PURPOSES ONLY AND MAY NOT REPRESENT THE ACTUAL SIZE, FEATURES, SPECIFICATIONS FOR KITCHEN FIXTURES, APPLIANCES, FITTINGS, FURNITURE OR FURNISHINGS AND FACADE. ACTUAL PRODUCTS AND DETAILS MAY VARY. 6. THE DEVELOPER RESERVES THE RIGHT TO MAKE REVISIONS/ ALTERATIONS, AT ITS ABSOLUTE DISCRETION, WITHOUT PRIOR INTIMATION OR ANY LIABILITY WHATSOEVER.

SOBHA
DOWNTOWN
UMM AL QUWAIN

2 BEDROOM APARTMENT TYPE P - VARIANT 1 (with balcony)

TOTAL SALEABLE AREA

SUITE = 630.87 SQ.FT.

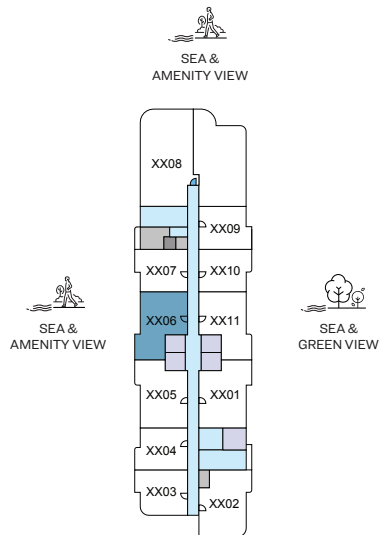
BALCONY = 90.31 SQ.FT.

TOTAL = 721.18 SQ.FT.

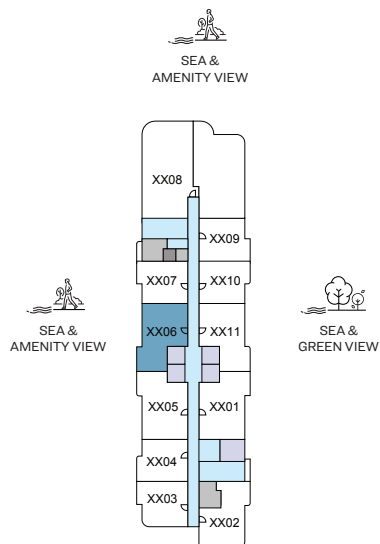
SOBHA AQUAMONT TOWER C



UNIT



LEVEL 03, 05, 09, 11,
13, 15, 19, 21, 23, 25



LEVEL 07, 17

List of unit numbers with this unit plan:

VIEWS

Sea & Amenity View

C-306, C-506, C-706, C-906, C-1106, C-1306, C-1506, C-1706, C-1906, C-2106, C-2306, C-2506

DISCLAIMER: 1. ALL DIMENSIONS ARE IN METRIC, MEASURED TO WALL. 2. ALL DIMENSIONS & DRAWINGS ARE APPROXIMATE. 3. ACTUAL AREA MAY VARY FROM THE STATED AREA. 4. DRAWING ARE NOT TO SCALE. 5. LAYOUT REPRESENTATION AND IMAGES ARE FOR ILLUSTRATIVE PURPOSES ONLY AND MAY NOT REPRESENT THE ACTUAL SIZE, FEATURES, SPECIFICATIONS FOR KITCHEN FIXTURES, APPLIANCES, FITTINGS, FURNITURE OR FURNISHINGS AND FACADE. ACTUAL PRODUCTS AND DETAILS MAY VARY. 6. THE DEVELOPER RESERVES THE RIGHT TO MAKE REVISIONS/ ALTERATIONS, AT ITS ABSOLUTE DISCRETION, WITHOUT PRIOR INTIMATION OR ANY LIABILITY WHATSOEVER.

SOBHA
DOWNTOWN
UMM AL QUWAIN

2 BEDROOM APARTMENT

TYPE P - VARIANT 1

(with balcony)

TOTAL SALEABLE AREA

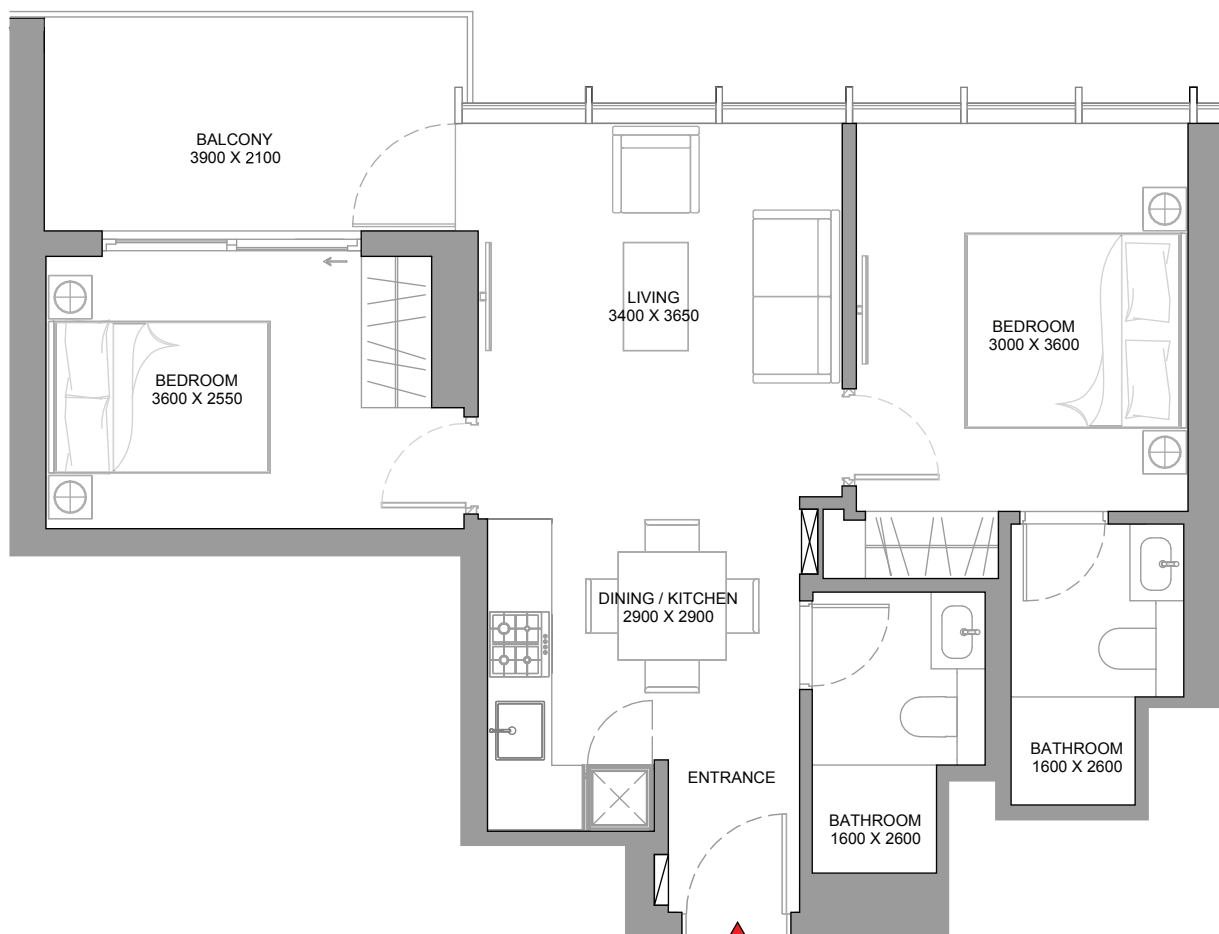
SUITE = 630.87 SQ.FT.

BALCONY = 90.31 SQ.FT.

TOTAL = 721.18 SQ.FT.

SOBHA AQUAMONT

TOWER C



List of unit numbers with this unit plan:

VIEWS

Sea & Amenity View

C-306, C-506, C-706, C-906, C-1106, C-1306, C-1506, C-1706, C-1906, C-2106, C-2306, C-2506

DISCLAIMER: 1. ALL DIMENSIONS ARE IN METRIC, MEASURED TO WALL. 2. ALL DIMENSIONS & DRAWINGS ARE APPROXIMATE. 3. ACTUAL AREA MAY VARY FROM THE STATED AREA. 4. DRAWING ARE NOT TO SCALE. 5. LAYOUT REPRESENTATION AND IMAGES ARE FOR ILLUSTRATIVE PURPOSES ONLY AND MAY NOT REPRESENT THE ACTUAL SIZE, FEATURES, SPECIFICATIONS FOR KITCHEN FIXTURES, APPLIANCES, FITTINGS, FURNITURE OR FURNISHINGS AND FACADE. ACTUAL PRODUCTS AND DETAILS MAY VARY. 6. THE DEVELOPER RESERVES THE RIGHT TO MAKE REVISIONS/ ALTERATIONS, AT ITS ABSOLUTE DISCRETION, WITHOUT PRIOR INTIMATION OR ANY LIABILITY WHATSOEVER.

SOBHA
DOWNTOWN
UMM AL QUWAIN

2 BEDROOM APARTMENT TYPE R (with Powder+yard)

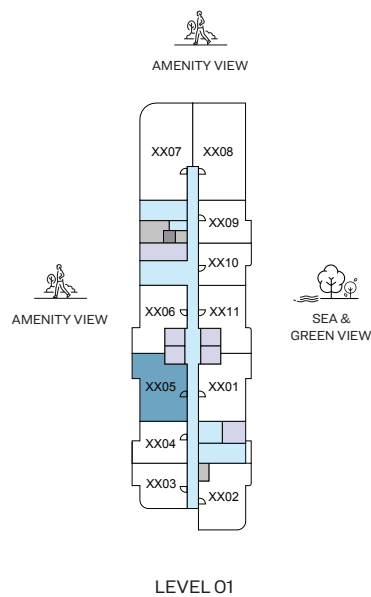
TOTAL SALEABLE AREA

SUITE = 694.06 SQ.FT.
YARD = 137.35 SQ.FT.
TOTAL = 831.40 SQ.FT.

SOBHA AQUAMONT TOWER C



UNIT



List of unit numbers with this unit plan:

VIEWS

Amenity View
C-105

DISCLAIMER: 1. ALL DIMENSIONS ARE IN METRIC, MEASURED TO WALL. 2. ALL DIMENSIONS & DRAWINGS ARE APPROXIMATE. 3. ACTUAL AREA MAY VARY FROM THE STATED AREA. 4. DRAWING ARE NOT TO SCALE. 5. LAYOUT REPRESENTATION AND IMAGES ARE FOR ILLUSTRATIVE PURPOSES ONLY AND MAY NOT REPRESENT THE ACTUAL SIZE, FEATURES, SPECIFICATIONS FOR KITCHEN FIXTURES, APPLIANCES, FITTINGS, FURNITURE OR FURNISHINGS AND FACADE. ACTUAL PRODUCTS AND DETAILS MAY VARY. 6. THE DEVELOPER RESERVES THE RIGHT TO MAKE REVISIONS/ ALTERATIONS, AT ITS ABSOLUTE DISCRETION, WITHOUT PRIOR INTIMATION OR ANY LIABILITY WHATSOEVER.

SOBHA
DOWNTOWN
UMM AL QUWAIN

2 BEDROOM APARTMENT TYPE R (with Powder+yard)

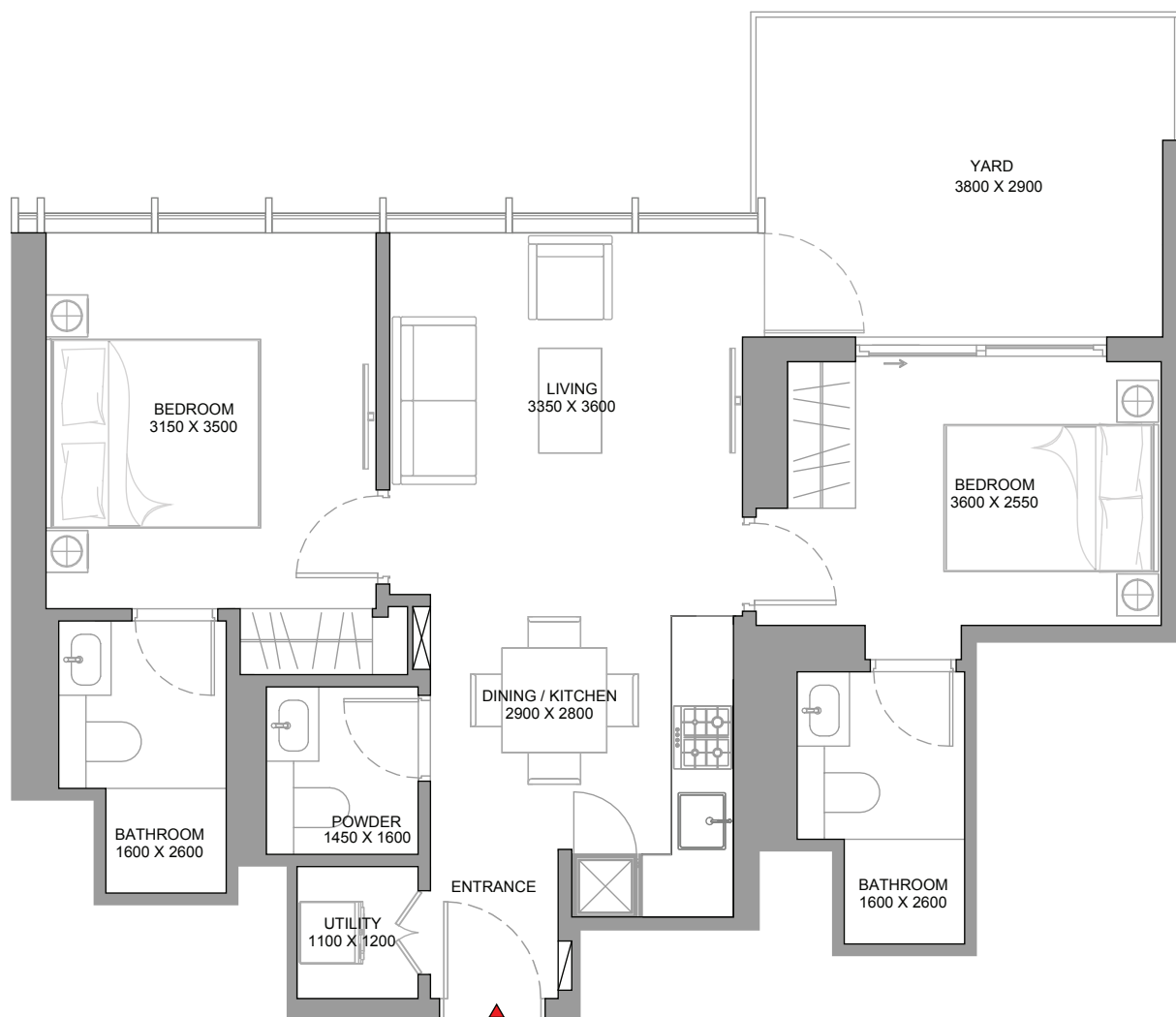
TOTAL SALEABLE AREA

SUITE = 694.06 SQ.FT.

YARD = 7,357.83 SQ.FT.

TOTAL = 831.40 SQ.FT.

SOBHA AQUAMONT TOWER C



List of unit numbers with this unit plan:

VIEWS

Amenity View
C-105

DISCLAIMER: 1. ALL DIMENSIONS ARE IN METRIC, MEASURED TO WALL. 2. ALL DIMENSIONS & DRAWINGS ARE APPROXIMATE. 3. ACTUAL AREA MAY VARY FROM THE STATED AREA. 4. DRAWING ARE NOT TO SCALE. 5. LAYOUT REPRESENTATION AND IMAGES ARE FOR ILLUSTRATIVE PURPOSES ONLY AND MAY NOT REPRESENT THE ACTUAL SIZE, FEATURES, SPECIFICATIONS FOR KITCHEN FIXTURES, APPLIANCES, FITTINGS, FURNITURE OR FURNISHINGS AND FACADE. ACTUAL PRODUCTS AND DETAILS MAY VARY. 6. THE DEVELOPER RESERVES THE RIGHT TO MAKE REVISIONS/ ALTERATIONS, AT ITS ABSOLUTE DISCRETION, WITHOUT PRIOR INTIMATION OR ANY LIABILITY WHATSOEVER.

SOBHA
DOWNTOWN
UMM AL QUWAIN

2 BEDROOM APARTMENT TYPE S (with yard)

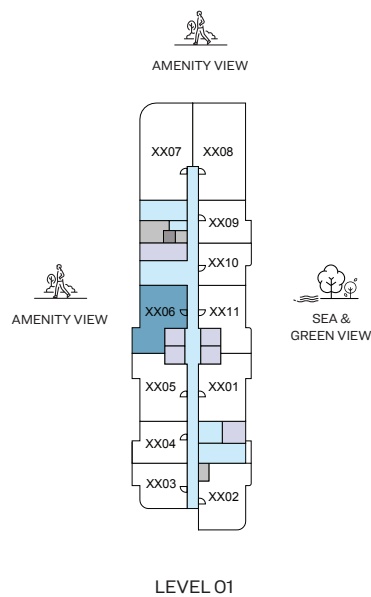
TOTAL SALEABLE AREA

SUITE = 631.41 SQ.FT.
YARD = 137.35 SQ.FT.
TOTAL = 768.76 SQ.FT.

SOBHA AQUAMONT TOWER C



UNIT



List of unit numbers with this unit plan:

VIEWS

Amenity View
C-106

DISCLAIMER: 1. ALL DIMENSIONS ARE IN METRIC, MEASURED TO WALL. 2. ALL DIMENSIONS & DRAWINGS ARE APPROXIMATE. 3. ACTUAL AREA MAY VARY FROM THE STATED AREA. 4. DRAWING ARE NOT TO SCALE. 5. LAYOUT REPRESENTATION AND IMAGES ARE FOR ILLUSTRATIVE PURPOSES ONLY AND MAY NOT REPRESENT THE ACTUAL SIZE, FEATURES, SPECIFICATIONS FOR KITCHEN FIXTURES, APPLIANCES, FITTINGS, FURNITURE OR FURNISHINGS AND FACADE. ACTUAL PRODUCTS AND DETAILS MAY VARY. 6. THE DEVELOPER RESERVES THE RIGHT TO MAKE REVISIONS/ ALTERATIONS, AT ITS ABSOLUTE DISCRETION, WITHOUT PRIOR INTIMATION OR ANY LIABILITY WHATSOEVER.

SOBHA
DOWNTOWN
UMM AL QUWAIN

2 BEDROOM APARTMENT TYPE S (with yard)

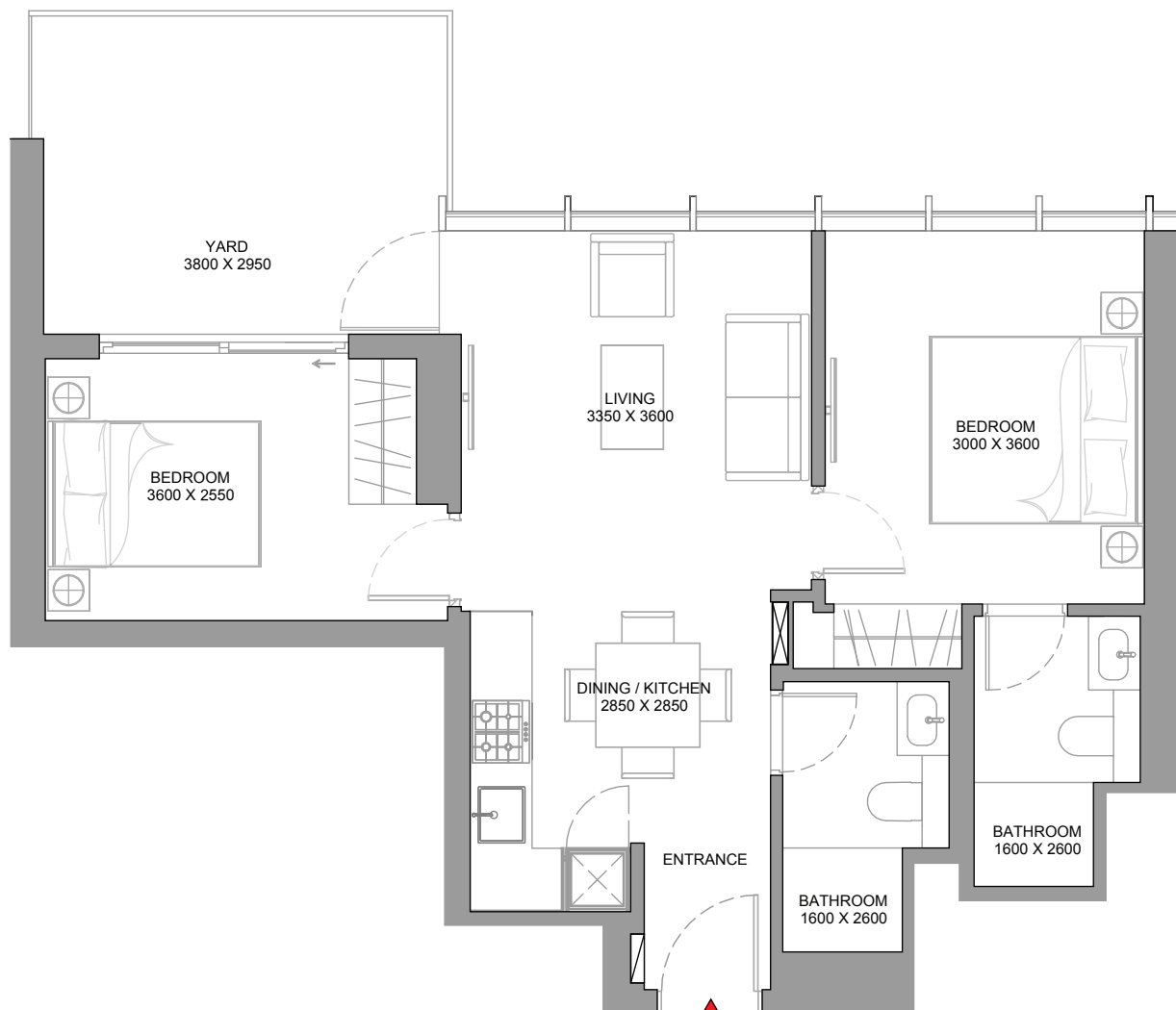
TOTAL SALEABLE AREA

SUITE = 631.41 SQ.FT.

YARD = 137.35 SQ.FT.

TOTAL = 768.76 SQ.FT.

SOBHA AQUAMONT TOWER C



List of unit numbers with this unit plan:

VIEWS

Amenity View
C-106

DISCLAIMER: 1. ALL DIMENSIONS ARE IN METRIC, MEASURED TO WALL. 2. ALL DIMENSIONS & DRAWINGS ARE APPROXIMATE. 3. ACTUAL AREA MAY VARY FROM THE STATED AREA. 4. DRAWING ARE NOT TO SCALE. 5. LAYOUT REPRESENTATION AND IMAGES ARE FOR ILLUSTRATIVE PURPOSES ONLY AND MAY NOT REPRESENT THE ACTUAL SIZE, FEATURES, SPECIFICATIONS FOR KITCHEN FIXTURES, APPLIANCES, FITTINGS, FURNITURE OR FURNISHINGS AND FACADE. ACTUAL PRODUCTS AND DETAILS MAY VARY. 6. THE DEVELOPER RESERVES THE RIGHT TO MAKE REVISIONS/ ALTERATIONS, AT ITS ABSOLUTE DISCRETION, WITHOUT PRIOR INTIMATION OR ANY LIABILITY WHATSOEVER.

SOBHA
DOWNTOWN
UMM AL QUWAIN

2 BEDROOM APARTMENT TYPE T (with balcony)

TOTAL SALEABLE AREA

SUITE = 643.68 SQ.FT.

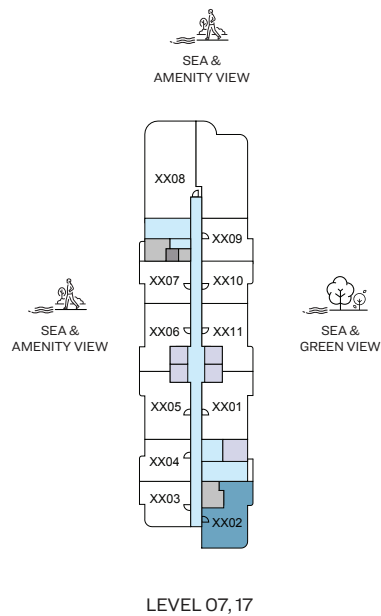
BALCONY = 79.55 SQ.FT.

TOTAL = 723.23 SQ.FT.

SOBHA AQUAMONT TOWER C



UNIT



List of unit numbers with this unit plan:

VIEWS

Sea & Green View

C-702, C-1702

DISCLAIMER: 1. ALL DIMENSIONS ARE IN METRIC, MEASURED TO WALL. 2. ALL DIMENSIONS & DRAWINGS ARE APPROXIMATE. 3. ACTUAL AREA MAY VARY FROM THE STATED AREA. 4. DRAWING ARE NOT TO SCALE. 5. LAYOUT REPRESENTATION AND IMAGES ARE FOR ILLUSTRATIVE PURPOSES ONLY AND MAY NOT REPRESENT THE ACTUAL SIZE, FEATURES, SPECIFICATIONS FOR KITCHEN FIXTURES, APPLIANCES, FITTINGS, FURNITURE OR FURNISHINGS AND FACADE. ACTUAL PRODUCTS AND DETAILS MAY VARY. 6. THE DEVELOPER RESERVES THE RIGHT TO MAKE REVISIONS/ ALTERATIONS, AT ITS ABSOLUTE DISCRETION, WITHOUT PRIOR INTIMATION OR ANY LIABILITY WHATSOEVER.

SOBHA
DOWNTOWN
UMM AL QUWAIN

2 BEDROOM APARTMENT TYPE T (with balcony)

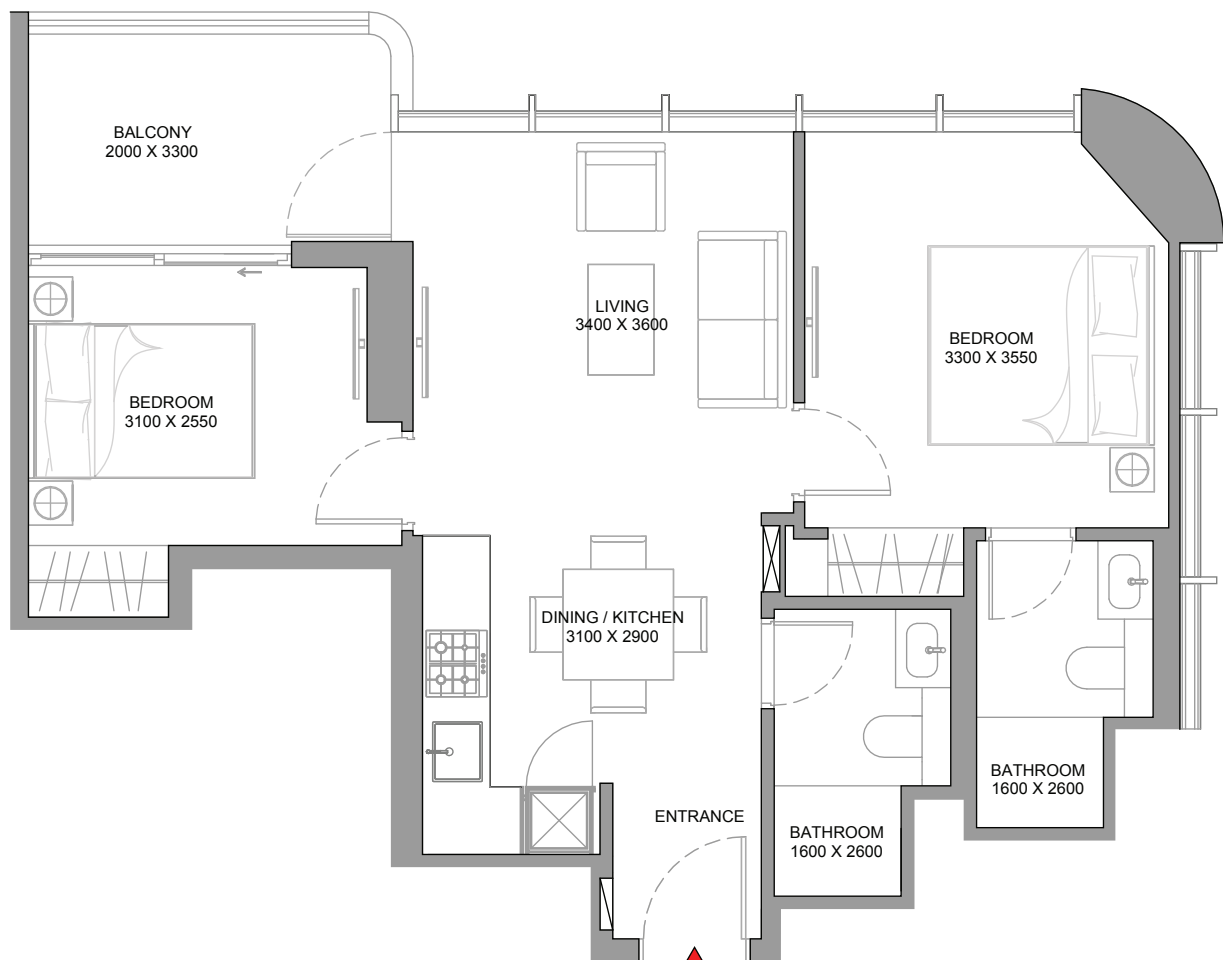
TOTAL SALEABLE AREA

SUITE = 643.68 SQ.FT.

BALCONY = 79.55 SQ.FT.

TOTAL = 723.23 SQ.FT.

SOBHA AQUAMONT TOWER C



List of unit numbers with this unit plan:

VIEWS

Sea & Green View

C-702, C-1702

DISCLAIMER: 1. ALL DIMENSIONS ARE IN METRIC, MEASURED TO WALL. 2. ALL DIMENSIONS & DRAWINGS ARE APPROXIMATE. 3. ACTUAL AREA MAY VARY FROM THE STATED AREA. 4. DRAWING ARE NOT TO SCALE. 5. LAYOUT REPRESENTATION AND IMAGES ARE FOR ILLUSTRATIVE PURPOSES ONLY AND MAY NOT REPRESENT THE ACTUAL SIZE, FEATURES, SPECIFICATIONS FOR KITCHEN FIXTURES, APPLIANCES, FITTINGS, FURNITURE OR FURNISHINGS AND FACADE. ACTUAL PRODUCTS AND DETAILS MAY VARY. 6. THE DEVELOPER RESERVES THE RIGHT TO MAKE REVISIONS/ ALTERATIONS, AT ITS ABSOLUTE DISCRETION, WITHOUT PRIOR INTIMATION OR ANY LIABILITY WHATSOEVER.

SOBHA
DOWNTOWN
UMM AL QUWAIN

2 BEDROOM APARTMENT TYPE U (with balcony)

TOTAL SALEABLE AREA

SUITE = 673.07 SQ.FT.

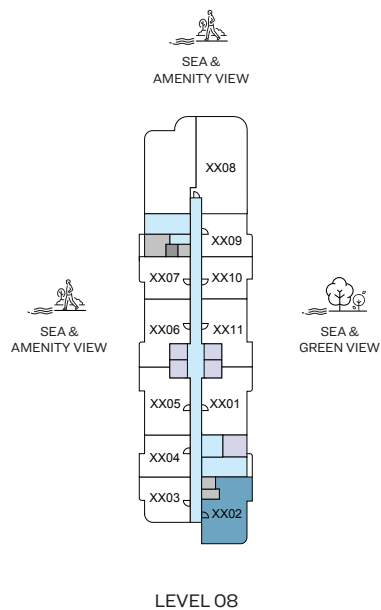
BALCONY = 79.76 SQ.FT.

TOTAL = 752.83 SQ.FT.

SOBHA AQUAMONT TOWER C



UNIT



List of unit numbers with this unit plan:

VIEWS

Sea & Green View
C-802

DISCLAIMER: 1. ALL DIMENSIONS ARE IN METRIC, MEASURED TO WALL. 2. ALL DIMENSIONS & DRAWINGS ARE APPROXIMATE. 3. ACTUAL AREA MAY VARY FROM THE STATED AREA. 4. DRAWING ARE NOT TO SCALE. 5. LAYOUT REPRESENTATION AND IMAGES ARE FOR ILLUSTRATIVE PURPOSES ONLY AND MAY NOT REPRESENT THE ACTUAL SIZE, FEATURES, SPECIFICATIONS FOR KITCHEN FIXTURES, APPLIANCES, FITTINGS, FURNITURE OR FURNISHINGS AND FACADE. ACTUAL PRODUCTS AND DETAILS MAY VARY. 6. THE DEVELOPER RESERVES THE RIGHT TO MAKE REVISIONS/ ALTERATIONS, AT ITS ABSOLUTE DISCRETION, WITHOUT PRIOR INTIMATION OR ANY LIABILITY WHATSOEVER.

SOBHA
DOWNTOWN
UMM AL QUWAIN

2 BEDROOM APARTMENT TYPE U (with balcony)

TOTAL SALEABLE AREA

SUITE = 673.07 SQ.FT.

BALCONY = 79.76 SQ.FT.

TOTAL = 752.83 SQ.FT.

SOBHA AQUAMONT TOWER C



List of unit numbers with this unit plan:

VIEWS

Sea & Green View
C-802

DISCLAIMER: 1. ALL DIMENSIONS ARE IN METRIC, MEASURED TO WALL. 2. ALL DIMENSIONS & DRAWINGS ARE APPROXIMATE. 3. ACTUAL AREA MAY VARY FROM THE STATED AREA. 4. DRAWING ARE NOT TO SCALE. 5. LAYOUT REPRESENTATION AND IMAGES ARE FOR ILLUSTRATIVE PURPOSES ONLY AND MAY NOT REPRESENT THE ACTUAL SIZE, FEATURES, SPECIFICATIONS FOR KITCHEN FIXTURES, APPLIANCES, FITTINGS, FURNITURE OR FURNISHINGS AND FACADE. ACTUAL PRODUCTS AND DETAILS MAY VARY. 6. THE DEVELOPER RESERVES THE RIGHT TO MAKE REVISIONS/ ALTERATIONS, AT ITS ABSOLUTE DISCRETION, WITHOUT PRIOR INTIMATION OR ANY LIABILITY WHATSOEVER.

SOBHA
DOWNTOWN
UMM AL QUWAIN

2 BEDROOM APARTMENT TYPE V (with balcony)

TOTAL SALEABLE AREA

SUITE RANGE = 1,097.17 - 1,099.43 SQ.FT.

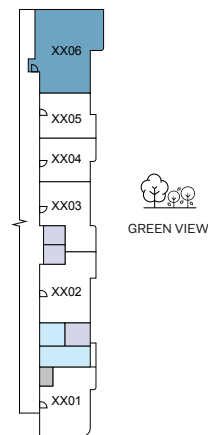
BALCONY RANGE = 141.11 - 143.48 SQ.FT.

TOTAL RANGE = 1,240.54 - 1,240.65 SQ.FT.

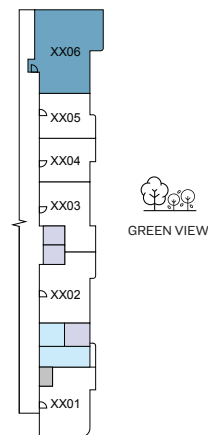
SOBHA AQUAMONT TOWER C



UNIT



PODIUM LEVEL 01



PODIUM LEVEL 02

List of unit numbers with this unit plan:

VIEWS

Green View

C-P106, C-P206

DISCLAIMER: 1. ALL DIMENSIONS ARE IN METRIC, MEASURED TO WALL. 2. ALL DIMENSIONS & DRAWINGS ARE APPROXIMATE. 3. ACTUAL AREA MAY VARY FROM THE STATED AREA. 4. DRAWING ARE NOT TO SCALE. 5. LAYOUT REPRESENTATION AND IMAGES ARE FOR ILLUSTRATIVE PURPOSES ONLY AND MAY NOT REPRESENT THE ACTUAL SIZE, FEATURES, SPECIFICATIONS FOR KITCHEN FIXTURES, APPLIANCES, FITTINGS, FURNITURE OR FURNISHINGS AND FACADE. ACTUAL PRODUCTS AND DETAILS MAY VARY. 6. THE DEVELOPER RESERVES THE RIGHT TO MAKE REVISIONS/ ALTERATIONS, AT ITS ABSOLUTE DISCRETION, WITHOUT PRIOR INTIMATION OR ANY LIABILITY WHATSOEVER.

SOBHA
DOWNTOWN
UMM AL QUWAIN

2 BEDROOM APARTMENT TYPE V (with balcony)

TOTAL SALEABLE AREA

SUITE RANGE = 1,097.17 - 1,099.43 SQ.FT.
BALCONY RANGE = 141.11 - 143.48 SQ.FT.
TOTAL RANGE = 1,240.54 - 1,240.65 SQ.FT.

SOBHA AQUAMONT TOWER C



List of unit numbers with this unit plan:

VIEWS

Green View
C-P106, C-P206

DISCLAIMER: 1. ALL DIMENSIONS ARE IN METRIC, MEASURED TO WALL. 2. ALL DIMENSIONS & DRAWINGS ARE APPROXIMATE. 3. ACTUAL AREA MAY VARY FROM THE STATED AREA. 4. DRAWING ARE NOT TO SCALE. 5. LAYOUT REPRESENTATION AND IMAGES ARE FOR ILLUSTRATIVE PURPOSES ONLY AND MAY NOT REPRESENT THE ACTUAL SIZE, FEATURES, SPECIFICATIONS FOR KITCHEN FIXTURES, APPLIANCES, FITTINGS, FURNITURE OR FURNISHINGS AND FACADE. ACTUAL PRODUCTS AND DETAILS MAY VARY. 6. THE DEVELOPER RESERVES THE RIGHT TO MAKE REVISIONS/ ALTERATIONS, AT ITS ABSOLUTE DISCRETION, WITHOUT PRIOR INTIMATION OR ANY LIABILITY WHATSOEVER.

SOBHA
DOWNTOWN
UMM AL QUWAIN

2 BEDROOM APARTMENT TYPE W (with balcony)

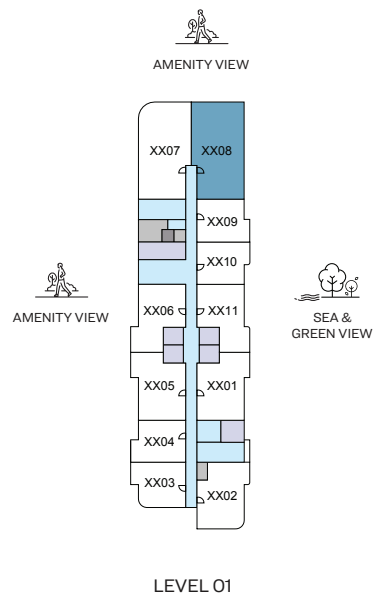
TOTAL SALEABLE AREA

SUITE = 1,059.38 SQ.FT.
BALCONY = 249.62 SQ.FT.
TOTAL = 1,309.00 SQ.FT.

SOBHA AQUAMONT TOWER C



UNIT



List of unit numbers with this unit plan:

VIEWS

Amenity View
C-108

DISCLAIMER: 1. ALL DIMENSIONS ARE IN METRIC, MEASURED TO WALL. 2. ALL DIMENSIONS & DRAWINGS ARE APPROXIMATE. 3. ACTUAL AREA MAY VARY FROM THE STATED AREA. 4. DRAWING ARE NOT TO SCALE. 5. LAYOUT REPRESENTATION AND IMAGES ARE FOR ILLUSTRATIVE PURPOSES ONLY AND MAY NOT REPRESENT THE ACTUAL SIZE, FEATURES, SPECIFICATIONS FOR KITCHEN FIXTURES, APPLIANCES, FITTINGS, FURNITURE OR FURNISHINGS AND FACADE. ACTUAL PRODUCTS AND DETAILS MAY VARY. 6. THE DEVELOPER RESERVES THE RIGHT TO MAKE REVISIONS/ ALTERATIONS, AT ITS ABSOLUTE DISCRETION, WITHOUT PRIOR INTIMATION OR ANY LIABILITY WHATSOEVER.

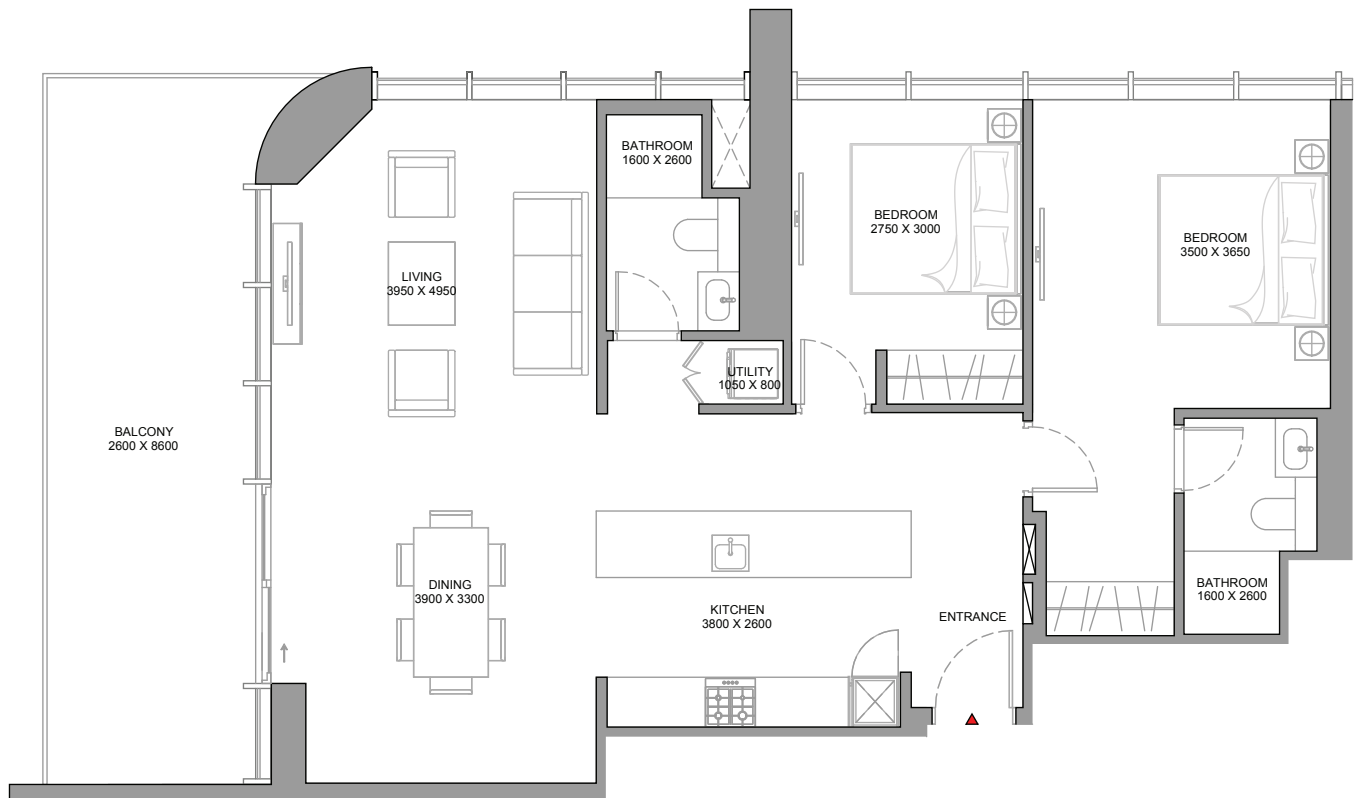
SOBHA
DOWNTOWN
UMM AL QUWAIN

2 BEDROOM APARTMENT TYPE W (with balcony)

TOTAL SALEABLE AREA

SUITE = 1,059.38 SQ.FT.
BALCONY = 249.62 SQ.FT.
TOTAL = 1,309.00 SQ.FT.

SOBHA AQUAMONT TOWER C



List of unit numbers with this unit plan:

VIEWS

Amenity View
C-108

DISCLAIMER: 1. ALL DIMENSIONS ARE IN METRIC, MEASURED TO WALL. 2. ALL DIMENSIONS & DRAWINGS ARE APPROXIMATE. 3. ACTUAL AREA MAY VARY FROM THE STATED AREA. 4. DRAWING ARE NOT TO SCALE. 5. LAYOUT REPRESENTATION AND IMAGES ARE FOR ILLUSTRATIVE PURPOSES ONLY AND MAY NOT REPRESENT THE ACTUAL SIZE, FEATURES, SPECIFICATIONS FOR KITCHEN FIXTURES, APPLIANCES, FITTINGS, FURNITURE OR FURNISHINGS AND FACADE. ACTUAL PRODUCTS AND DETAILS MAY VARY. 6. THE DEVELOPER RESERVES THE RIGHT TO MAKE REVISIONS/ ALTERATIONS, AT ITS ABSOLUTE DISCRETION, WITHOUT PRIOR INTIMATION OR ANY LIABILITY WHATSOEVER.

SOBHA
DOWNTOWN
UMM AL QUWAIN

2 BEDROOM APARTMENT TYPE X (with balcony)

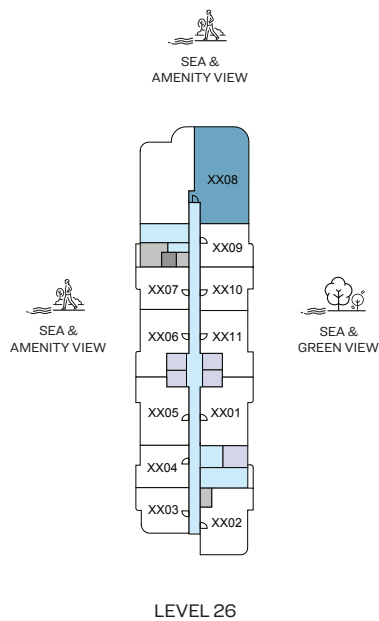
TOTAL SALEABLE AREA

SUITE = 1,099.00 SQ.FT.
BALCONY = 224.75 SQ.FT.
TOTAL = 1,323.75 SQ.FT.

SOBHA AQUAMONT TOWER C



UNIT



List of unit numbers with this unit plan:

VIEWS

Sea, Green & Amenity View
C-2608

DISCLAIMER: 1. ALL DIMENSIONS ARE IN METRIC, MEASURED TO WALL. 2. ALL DIMENSIONS & DRAWINGS ARE APPROXIMATE. 3. ACTUAL AREA MAY VARY FROM THE STATED AREA. 4. DRAWING ARE NOT TO SCALE. 5. LAYOUT REPRESENTATION AND IMAGES ARE FOR ILLUSTRATIVE PURPOSES ONLY AND MAY NOT REPRESENT THE ACTUAL SIZE, FEATURES, SPECIFICATIONS FOR KITCHEN FIXTURES, APPLIANCES, FITTINGS, FURNITURE OR FURNISHINGS AND FACADE. ACTUAL PRODUCTS AND DETAILS MAY VARY. 6. THE DEVELOPER RESERVES THE RIGHT TO MAKE REVISIONS/ ALTERATIONS, AT ITS ABSOLUTE DISCRETION, WITHOUT PRIOR INTIMATION OR ANY LIABILITY WHATSOEVER.

SOBHA
DOWNTOWN
UMM AL QUWAIN

2 BEDROOM APARTMENT TYPE X (with balcony)

TOTAL SALEABLE AREA

SUITE = 1,099.00 SQ.FT.
BALCONY = 224.75 SQ.FT.
TOTAL = 1,323.75 SQ.FT.

SOBHA AQUAMONT TOWER C



List of unit numbers with this unit plan:

VIEWS

Sea, Green & Amenity View
C-2608

DISCLAIMER: 1. ALL DIMENSIONS ARE IN METRIC, MEASURED TO WALL. 2. ALL DIMENSIONS & DRAWINGS ARE APPROXIMATE. 3. ACTUAL AREA MAY VARY FROM THE STATED AREA. 4. DRAWING ARE NOT TO SCALE. 5. LAYOUT REPRESENTATION AND IMAGES ARE FOR ILLUSTRATIVE PURPOSES ONLY AND MAY NOT REPRESENT THE ACTUAL SIZE, FEATURES, SPECIFICATIONS FOR KITCHEN FIXTURES, APPLIANCES, FITTINGS, FURNITURE OR FURNISHINGS AND FACADE. ACTUAL PRODUCTS AND DETAILS MAY VARY. 6. THE DEVELOPER RESERVES THE RIGHT TO MAKE REVISIONS/ ALTERATIONS, AT ITS ABSOLUTE DISCRETION, WITHOUT PRIOR INTIMATION OR ANY LIABILITY WHATSOEVER.

SOBHA
DOWNTOWN
UMM AL QUWAIN

3 BEDROOM APARTMENT TYPE D (DUPLEX) (with powder room and maid room + balcony)

TOTAL SALEABLE AREA

SUITE RANGE = 1,863.56 - 1,878.41 SQ.FT.

BALCONY = 305.05 SQ.FT.

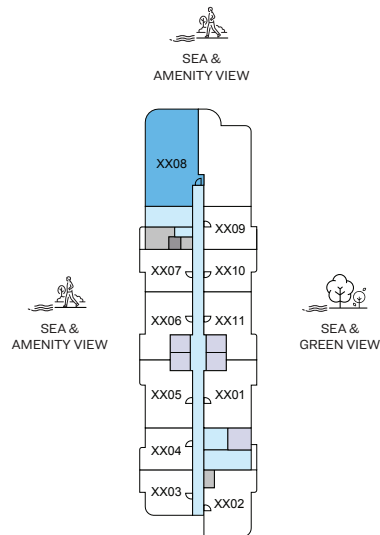
TOTAL RANGE = 2,168.60 - 2,183.46 SQ.FT.

SOBHA AQUAMONT

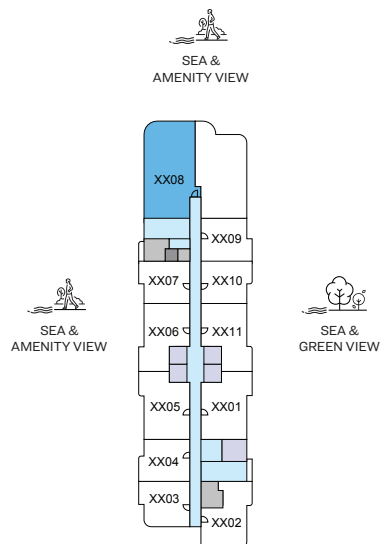
TOWER C



UNIT



LEVEL 03, 05, 09, 11,
13, 15, 19, 21, 23, 25



LEVEL 07, 17

List of unit numbers with this unit plan:

VIEWS

Sea & Amenity View

C-308, C-508, C-708, C-908, C-1108, C-1308, C-1508, C-1708, C-1908, C-2108, C-2308, C-2508

DISCLAIMER: 1. ALL DIMENSIONS ARE IN METRIC, MEASURED TO WALL. 2. ALL DIMENSIONS & DRAWINGS ARE APPROXIMATE. 3. ACTUAL AREA MAY VARY FROM THE STATED AREA. 4. DRAWING ARE NOT TO SCALE. 5. LAYOUT REPRESENTATION AND IMAGES ARE FOR ILLUSTRATIVE PURPOSES ONLY AND MAY NOT REPRESENT THE ACTUAL SIZE, FEATURES, SPECIFICATIONS FOR KITCHEN FIXTURES, APPLIANCES, FITTINGS, FURNITURE OR FURNISHINGS AND FACADE. ACTUAL PRODUCTS AND DETAILS MAY VARY. 6. THE DEVELOPER RESERVES THE RIGHT TO MAKE REVISIONS/ ALTERATIONS, AT ITS ABSOLUTE DISCRETION, WITHOUT PRIOR INTIMATION OR ANY LIABILITY WHATSOEVER.

SOBHA
DOWNTOWN
UMM AL QUWAIN

3 BEDROOM APARTMENT TYPE D (DUPLEX) (with powder room and maid room + balcony)

TOTAL SALEABLE AREA

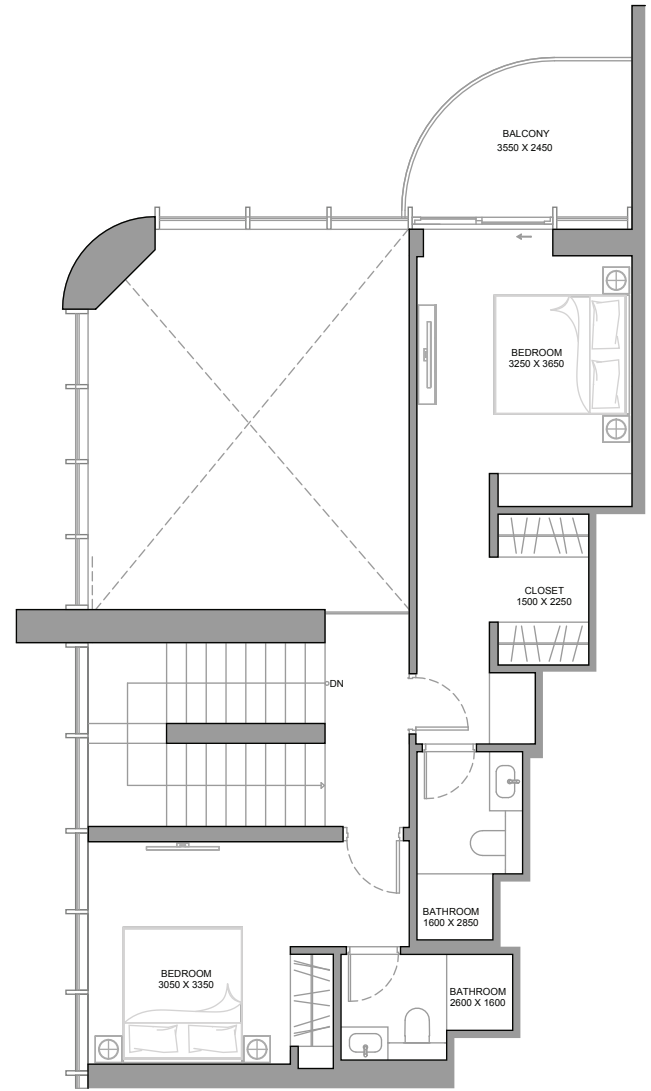
SUITE RANGE = 1,863.56 - 1,878.41 SQ.FT.

BALCONY = 305.05 SQ.FT.

TOTAL RANGE = 2,168.60 - 2,183.46 SQ.FT.

SOBHA AQUAMONT

TOWER C



List of unit numbers with this unit plan:

VIEWS

Sea & Amenity View

C-308, C-508, C-708, C-908, C-1108, C-1308, C-1508, C-1708, C-1908, C-2108, C-2308, C-2508

DISCLAIMER: 1. ALL DIMENSIONS ARE IN METRIC, MEASURED TO WALL. 2. ALL DIMENSIONS & DRAWINGS ARE APPROXIMATE. 3. ACTUAL AREA MAY VARY FROM THE STATED AREA. 4. DRAWING ARE NOT TO SCALE. 5. LAYOUT REPRESENTATION AND IMAGES ARE FOR ILLUSTRATIVE PURPOSES ONLY AND MAY NOT REPRESENT THE ACTUAL SIZE, FEATURES, SPECIFICATIONS FOR KITCHEN FIXTURES, APPLIANCES, FITTINGS, FURNITURE OR FURNISHINGS AND FACADE. ACTUAL PRODUCTS AND DETAILS MAY VARY. 6. THE DEVELOPER RESERVES THE RIGHT TO MAKE REVISIONS/ ALTERATIONS, AT ITS ABSOLUTE DISCRETION, WITHOUT PRIOR INTIMATION OR ANY LIABILITY WHATSOEVER.

SOBHA
DOWNTOWN
UMM AL QUWAIN

3 BEDROOM APARTMENT TYPE E (DUPLEX) (with powder room + balcony)

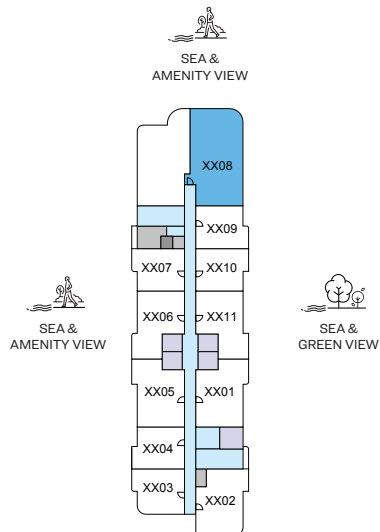
TOTAL SALEABLE AREA

SUITE RANGE = 1,871.63 - 1,874.86 SQ.FT.
BALCONY RANGE = 303.65 - 305.91 SQ.FT.
TOTAL RANGE = 2,177.54 - 2,178.51 SQ.FT.

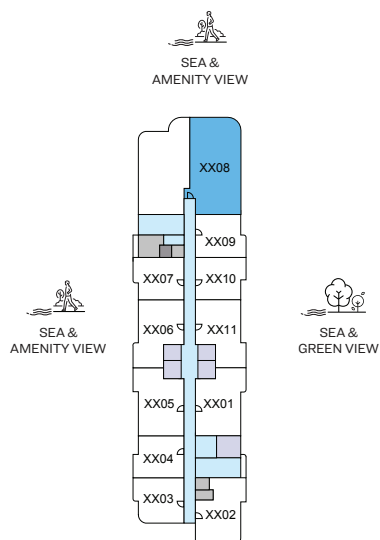
SOBHA AQUAMONT TOWER C



UNIT



LEVEL 02, 04, 06, 10,
12, 14, 16, 18, 20, 22, 24



LEVEL 08

List of unit numbers with this unit plan:

VIEWS

Sea, Green & Amenity View

C-208, C-408, C-608, C-808, C-1008, C-1208, C-1408, C-1608, C-1808, C-2008, C-2208, C-2408

DISCLAIMER: 1. ALL DIMENSIONS ARE IN METRIC, MEASURED TO WALL. 2. ALL DIMENSIONS & DRAWINGS ARE APPROXIMATE. 3. ACTUAL AREA MAY VARY FROM THE STATED AREA. 4. DRAWING ARE NOT TO SCALE. 5. LAYOUT REPRESENTATION AND IMAGES ARE FOR ILLUSTRATIVE PURPOSES ONLY AND MAY NOT REPRESENT THE ACTUAL SIZE, FEATURES, SPECIFICATIONS FOR KITCHEN FIXTURES, APPLIANCES, FITTINGS, FURNITURE OR FURNISHINGS AND FACADE. ACTUAL PRODUCTS AND DETAILS MAY VARY. 6. THE DEVELOPER RESERVES THE RIGHT TO MAKE REVISIONS/ ALTERATIONS, AT ITS ABSOLUTE DISCRETION, WITHOUT PRIOR INTIMATION OR ANY LIABILITY WHATSOEVER.

SOBHA
DOWNTOWN
UMM AL QUWAIN

3 BEDROOM APARTMENT

TYPE E (DUPLEX)

(with powder room + balcony)

SOBHA AQUAMONT

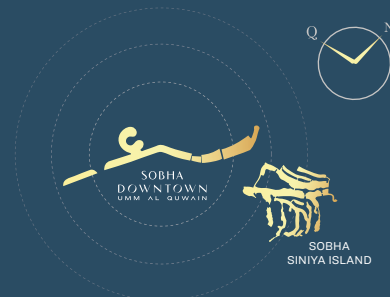
TOWER C

TOTAL SALEABLE AREA

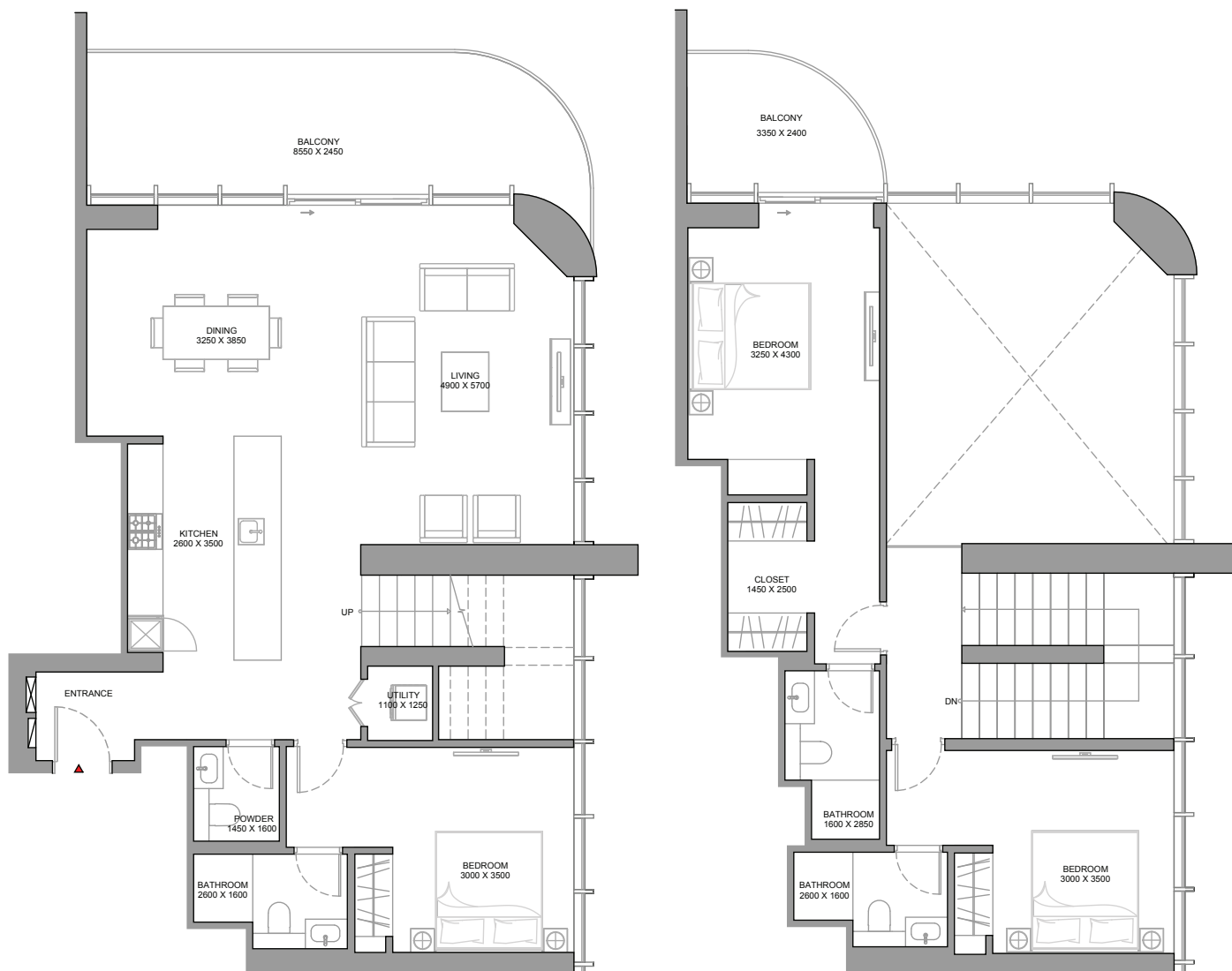
SUITE RANGE = 1,871.63 - 1,874.86 SQ.FT.

BALCONY RANGE = 303.65 - 305.91 SQ.FT.

TOTAL RANGE = 2,177.54 - 2,178.51 SQ.FT.



SOBHA
SINIYA ISLAND



List of unit numbers with this unit plan:

VIEWS

Sea, Green & Amenity View

C-208, C-408, C-608, C-808, C-1008, C-1208, C-1408, C-1608, C-1808, C-2008, C-2208, C-2408

DISCLAIMER: 1. ALL DIMENSIONS ARE IN METRIC, MEASURED TO WALL. 2. ALL DIMENSIONS & DRAWINGS ARE APPROXIMATE. 3. ACTUAL AREA MAY VARY FROM THE STATED AREA. 4. DRAWING ARE NOT TO SCALE. 5. LAYOUT REPRESENTATION AND IMAGES ARE FOR ILLUSTRATIVE PURPOSES ONLY AND MAY NOT REPRESENT THE ACTUAL SIZE, FEATURES, SPECIFICATIONS FOR KITCHEN FIXTURES, APPLIANCES, FITTINGS, FURNITURE OR FURNISHINGS AND FACADE. ACTUAL PRODUCTS AND DETAILS MAY VARY. 6. THE DEVELOPER RESERVES THE RIGHT TO MAKE REVISIONS/ ALTERATIONS, AT ITS ABSOLUTE DISCRETION, WITHOUT PRIOR INTIMATION OR ANY LIABILITY WHATSOEVER.

SOBHA
DOWNTOWN
UMM AL QUWAIN

3 BEDROOM APARTMENT TYPE F (DUPLEX) (with powder room and maid room + balcony)

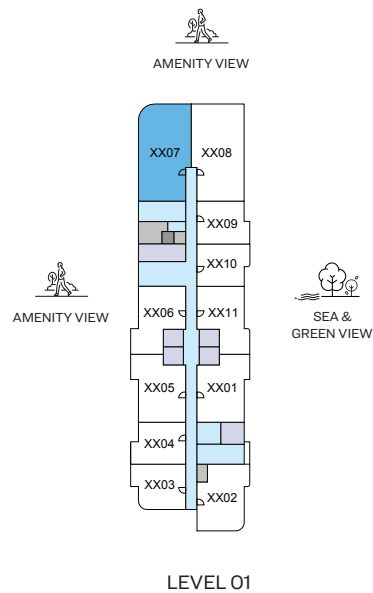
TOTAL SALEABLE AREA

SUITE = 1,824.91 SQ.FT.
BALCONY = 325.07 SQ.FT.
TOTAL = 2,149.98 SQ.FT.

SOBHA AQUAMONT TOWER C



UNIT



List of unit numbers with this unit plan:

VIEWS

Amenity View
C-107

DISCLAIMER: 1. ALL DIMENSIONS ARE IN METRIC, MEASURED TO WALL. 2. ALL DIMENSIONS & DRAWINGS ARE APPROXIMATE. 3. ACTUAL AREA MAY VARY FROM THE STATED AREA. 4. DRAWING ARE NOT TO SCALE. 5. LAYOUT REPRESENTATION AND IMAGES ARE FOR ILLUSTRATIVE PURPOSES ONLY AND MAY NOT REPRESENT THE ACTUAL SIZE, FEATURES, SPECIFICATIONS FOR KITCHEN FIXTURES, APPLIANCES, FITTINGS, FURNITURE OR FURNISHINGS AND FACADE. ACTUAL PRODUCTS AND DETAILS MAY VARY. 6. THE DEVELOPER RESERVES THE RIGHT TO MAKE REVISIONS/ ALTERATIONS, AT ITS ABSOLUTE DISCRETION, WITHOUT PRIOR INTIMATION OR ANY LIABILITY WHATSOEVER.

SOBHA
DOWNTOWN
UMM AL QUWAIN

3 BEDROOM APARTMENT TYPE F (DUPLEX) (with powder room and maid room + balcony)

TOTAL SALEABLE AREA

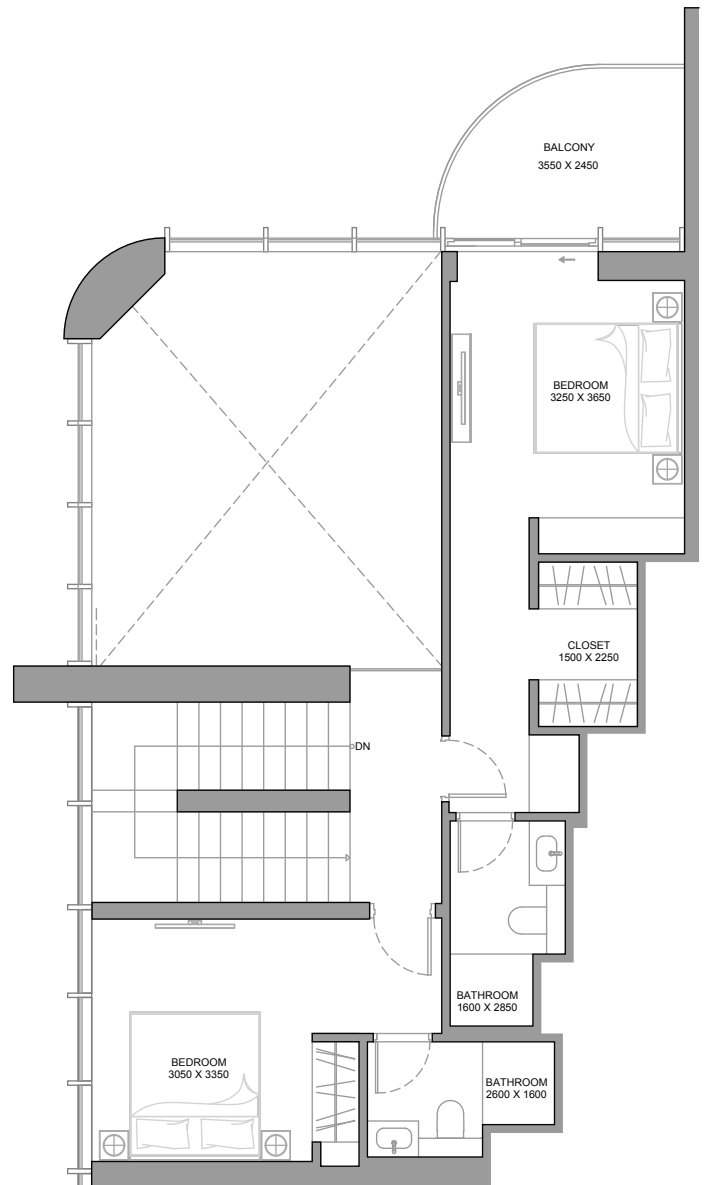
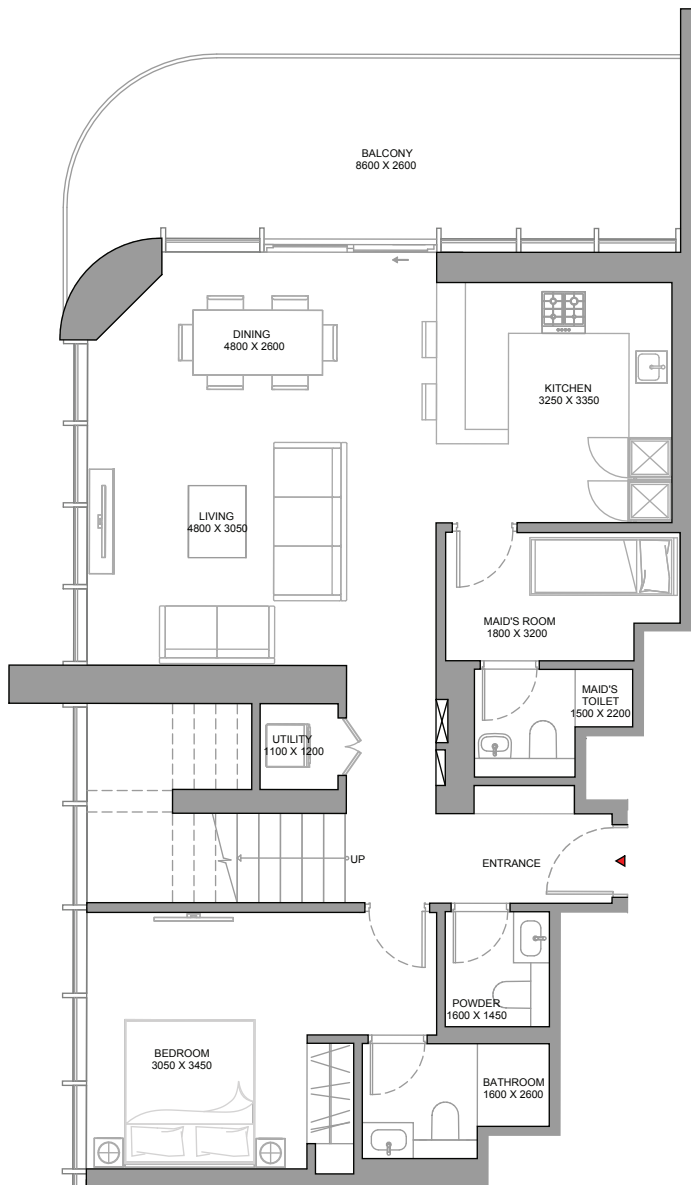
SUITE = 1,824.91 SQ.FT.

BALCONY = 325.07 SQ.FT.

TOTAL = 2,149.98 SQ.FT.

SOBHA AQUAMONT

TOWER C



List of unit numbers with this unit plan:

VEWS

Amenity View

C-107

DISCLAIMER: 1. ALL DIMENSIONS ARE IN METRIC, MEASURED TO WALL. 2. ALL DIMENSIONS & DRAWINGS ARE APPROXIMATE. 3. ACTUAL AREA MAY VARY FROM THE STATED AREA. 4. DRAWING ARE NOT TO SCALE. 5. LAYOUT REPRESENTATION AND IMAGES ARE FOR ILLUSTRATIVE PURPOSES ONLY AND MAY NOT REPRESENT THE ACTUAL SIZE, FEATURES, SPECIFICATIONS FOR KITCHEN FIXTURES, APPLIANCES, FITTINGS, FURNITURE OR FURNISHINGS AND FACADE. ACTUAL PRODUCTS AND DETAILS MAY VARY. 6. THE DEVELOPER RESERVES THE RIGHT TO MAKE REVISIONS/ ALTERATIONS, AT ITS ABSOLUTE DISCRETION, WITHOUT PRIOR INTIMATION OR ANY LIABILITY WHATSOEVER.

SOBHA
DOWNTOWN
UMM AL QUWAIN