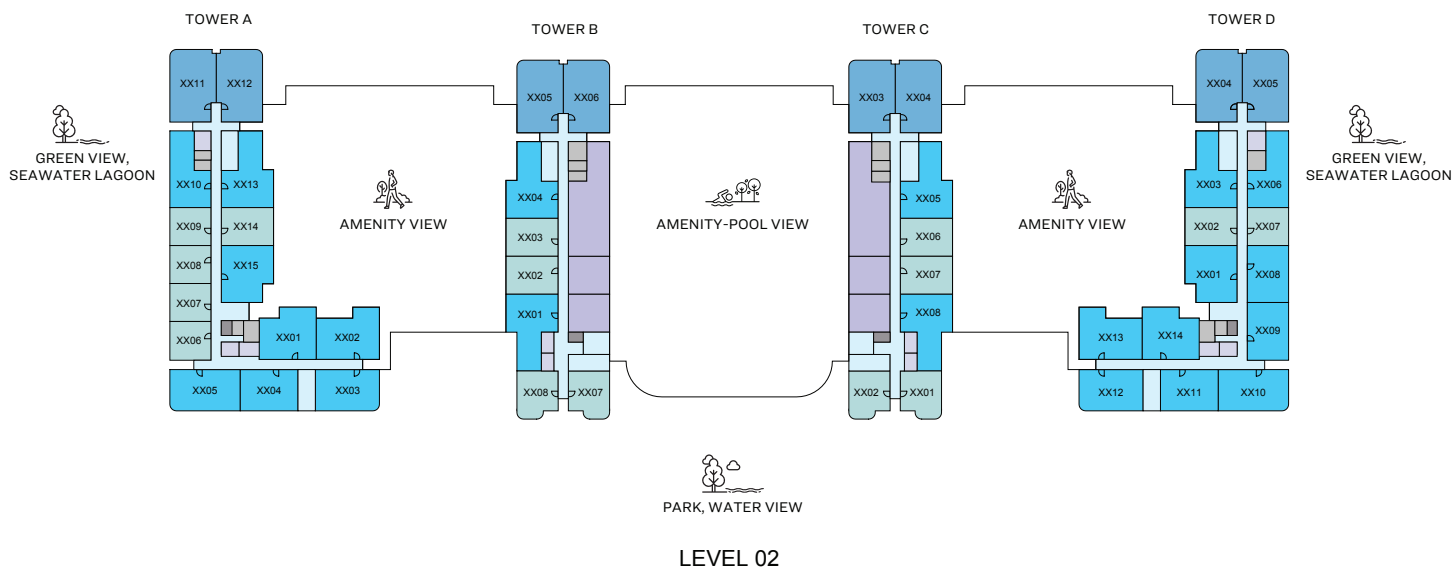
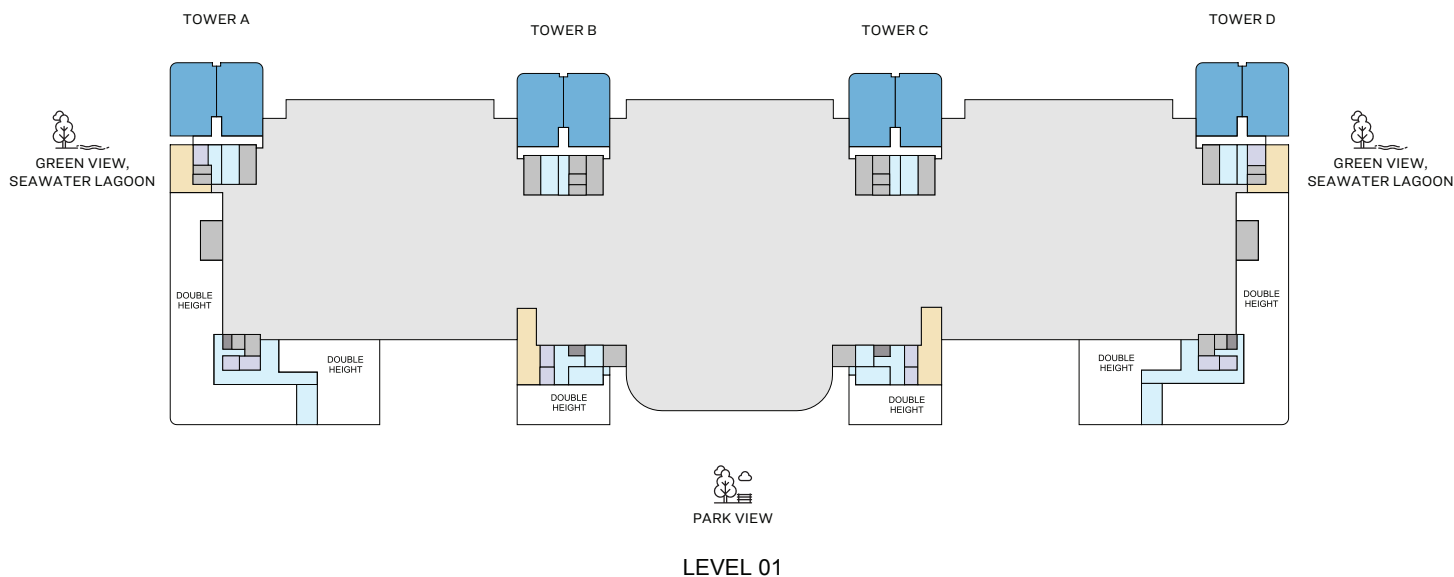


FLOOR AND UNIT PLANS

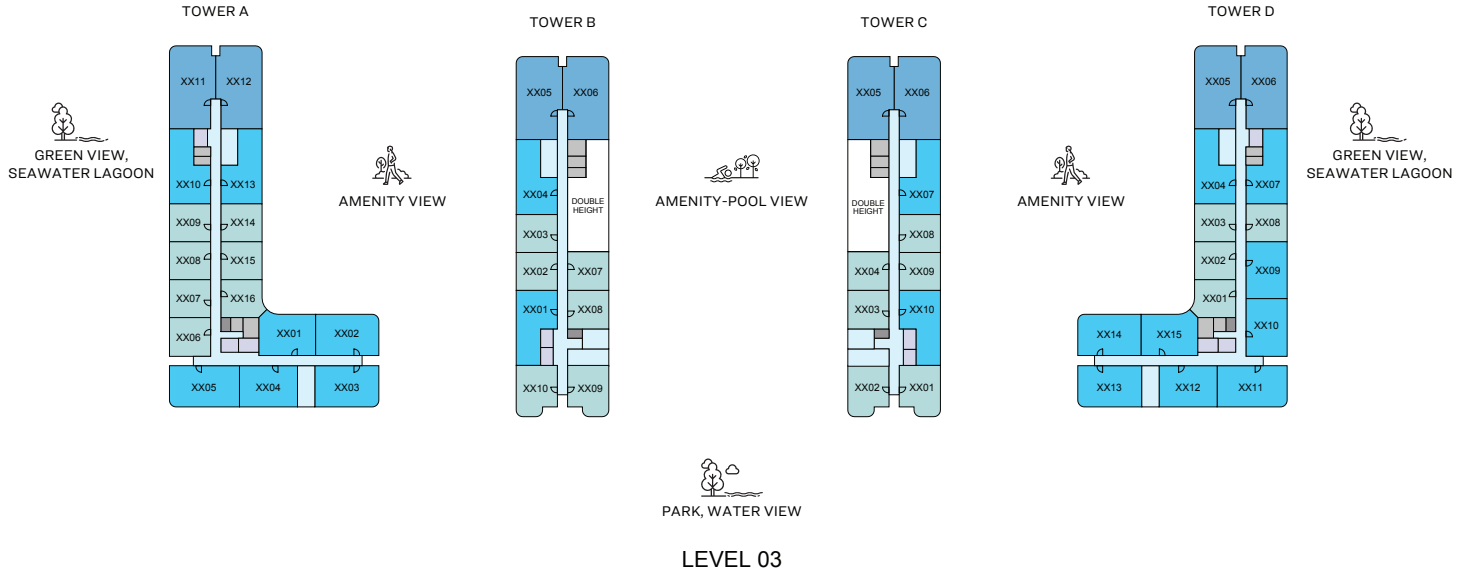
STARLINE
BEACH RESIDENCES



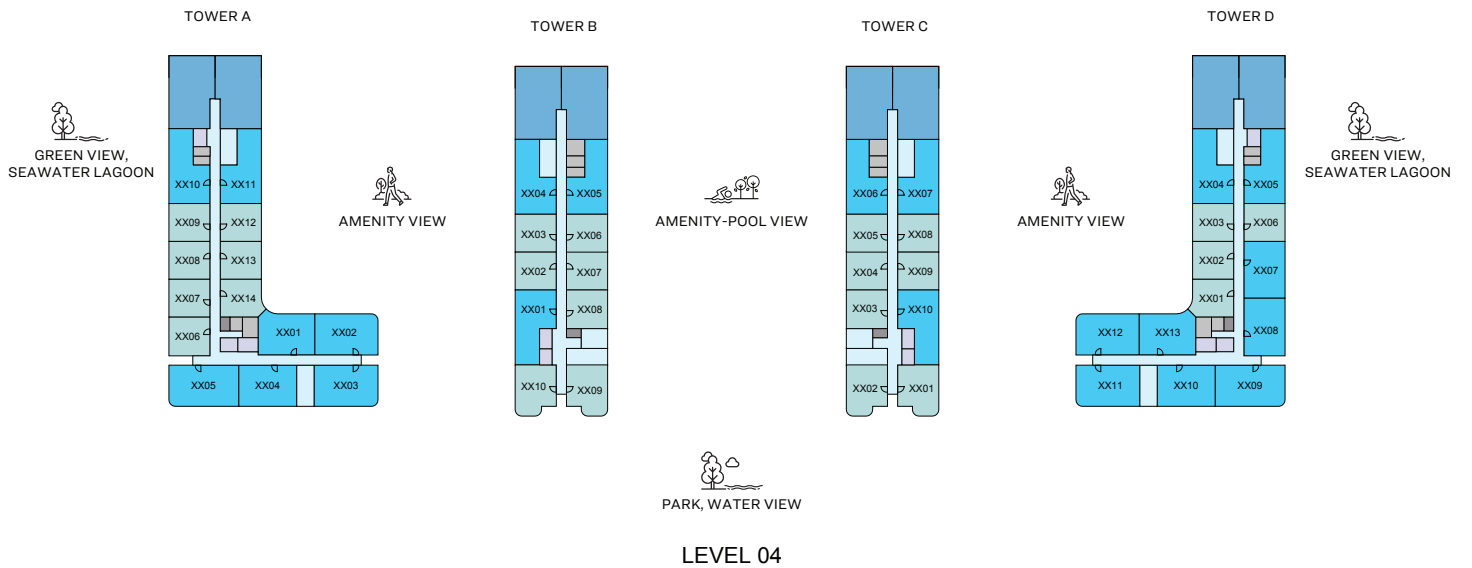
1 BED UNIT	3 BED UNIT	CIRCULATION	SERVICES	RETAIL	AMENITIES
2 BED UNIT	PARKING	GARBAGE	LIFT	DOUBLE HT	OFFICE



SEAWATER LAGOON



SEAWATER LAGOON



1 BED UNIT 3 BED UNIT CIRCULATION SERVICES RETAIL AMENITIES
2 BED UNIT PARKING GARBAGE LIFT DOUBLE HT



SEAWATER LAGOON

TOWER A

TOWER B

TOWER C

TOWER D

GREEN VIEW,
SEAWATER LAGOON

AMENITY VIEW

AMENITY-POOL VIEW

AMENITY VIEW

GREEN VIEW,
SEAWATER LAGOON



PARK, WATER VIEW

LEVEL 05



SEAWATER LAGOON

TOWER A

TOWER B

TOWER C

TOWER D

GREEN VIEW,
SEAWATER LAGOON

AMENITY VIEW

AMENITY-POOL VIEW

AMENITY VIEW

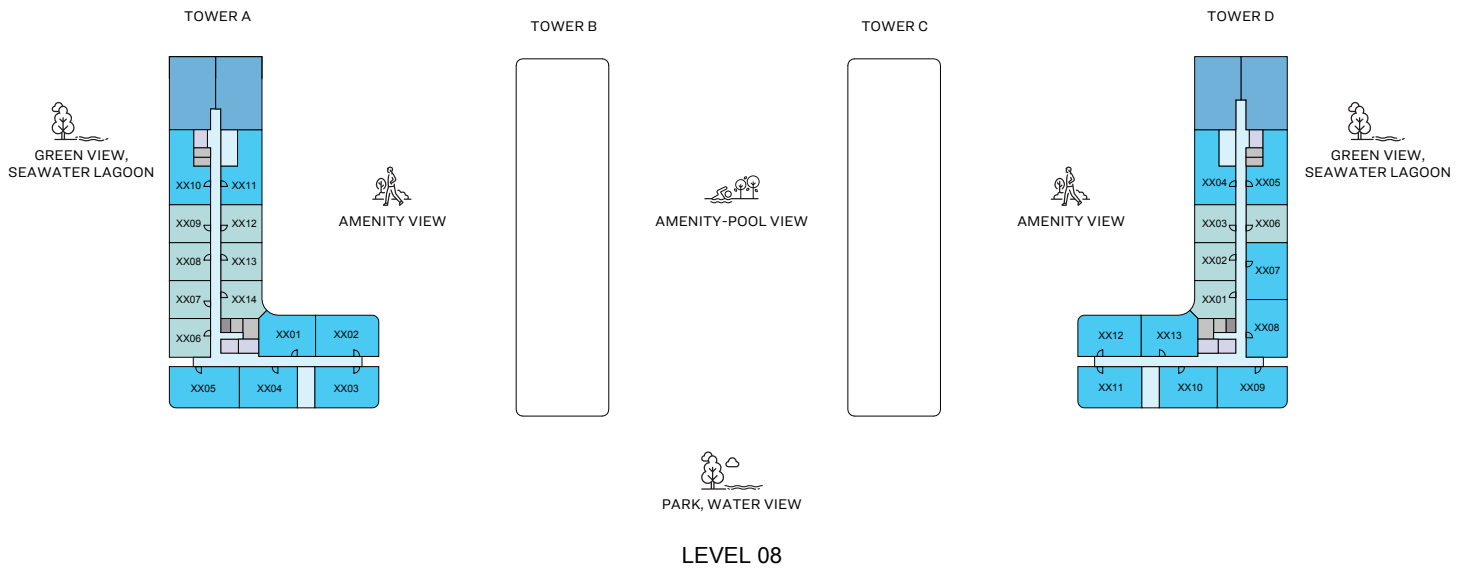
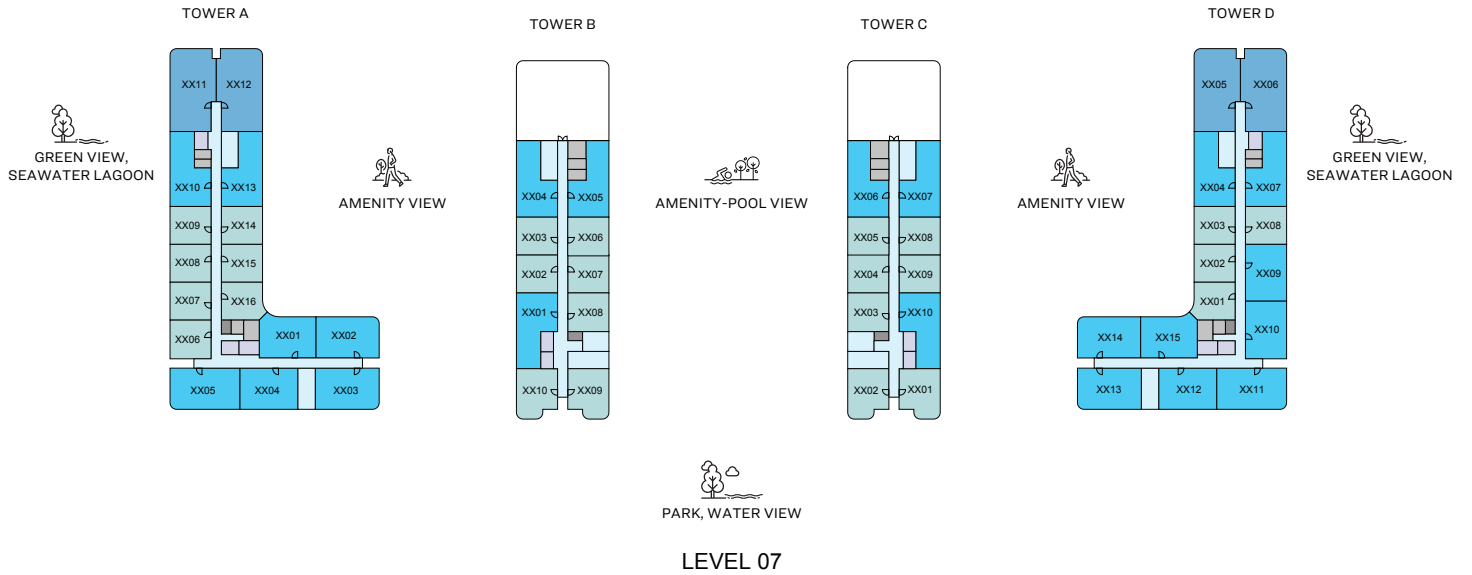
GREEN VIEW,
SEAWATER LAGOON



PARK, WATER VIEW

LEVEL 06

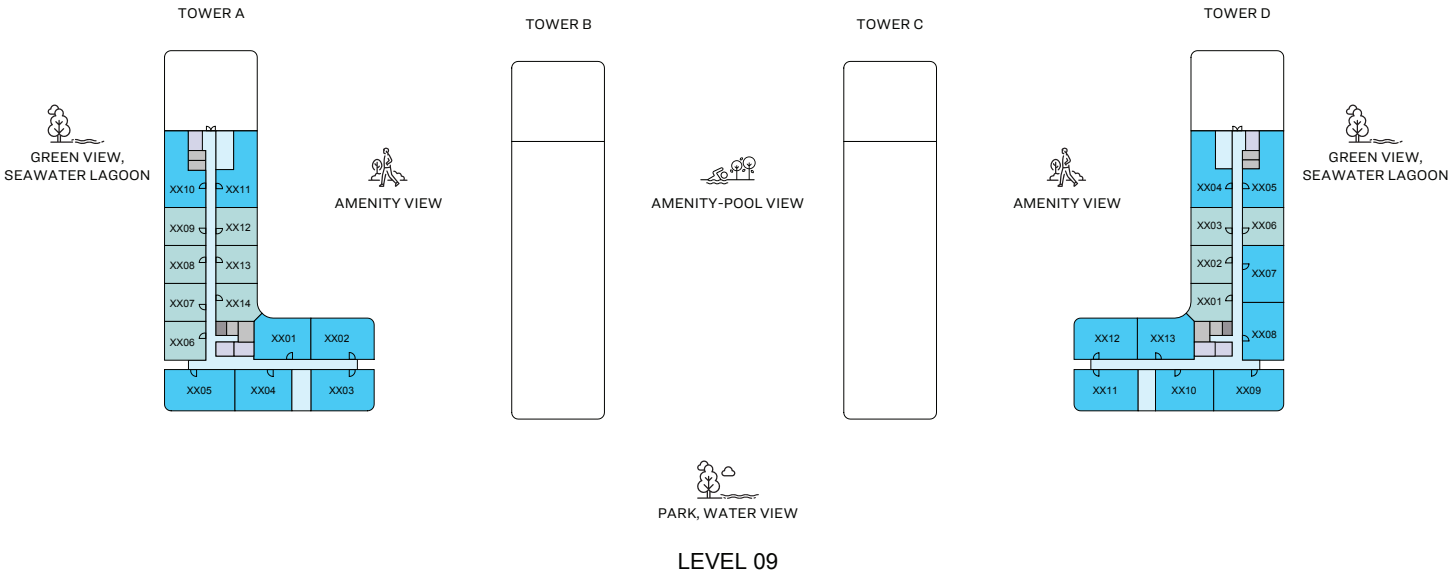
1 BED UNIT	3 BED UNIT	CIRCULATION	SERVICES	RETAIL	AMENITIES
2 BED UNIT	PARKING	GARBAGE	LIFT	DOUBLE HT	

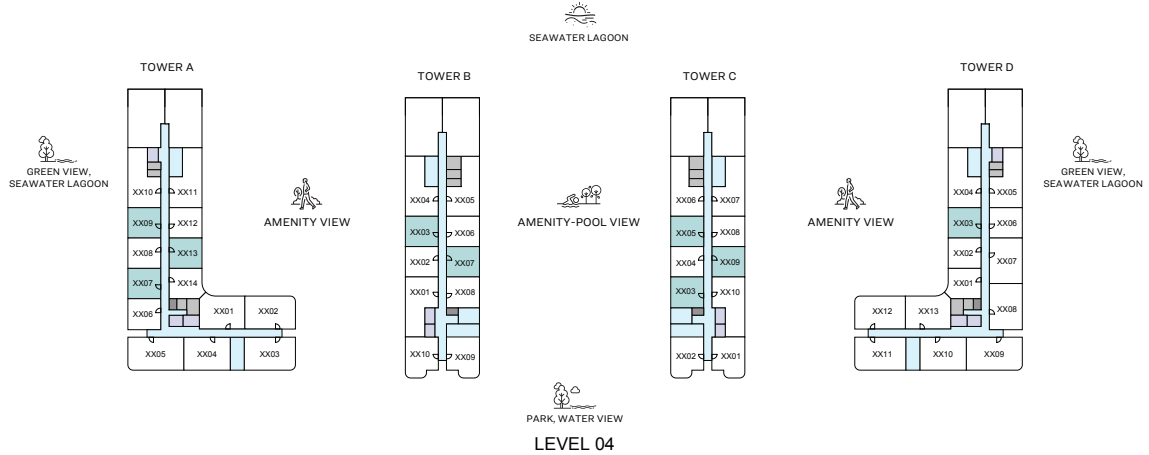
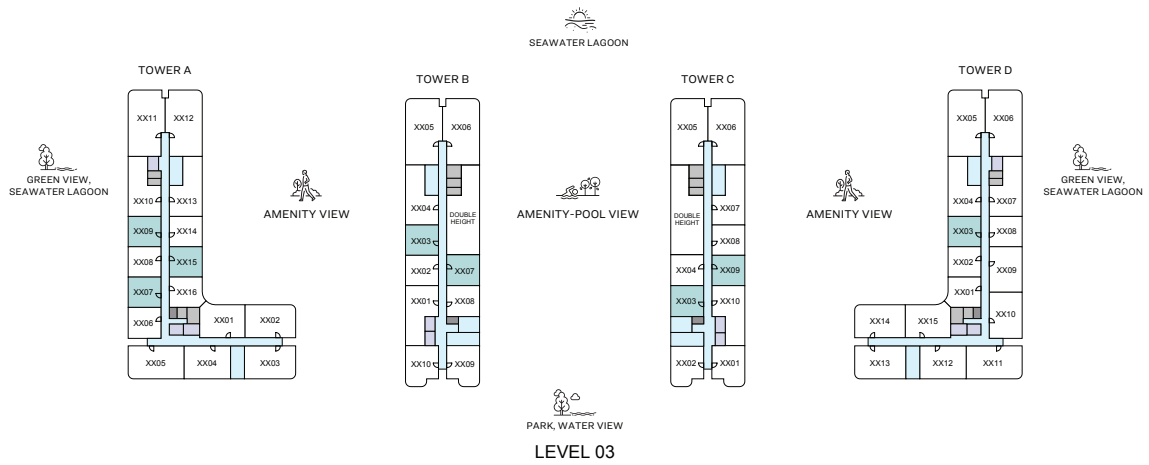
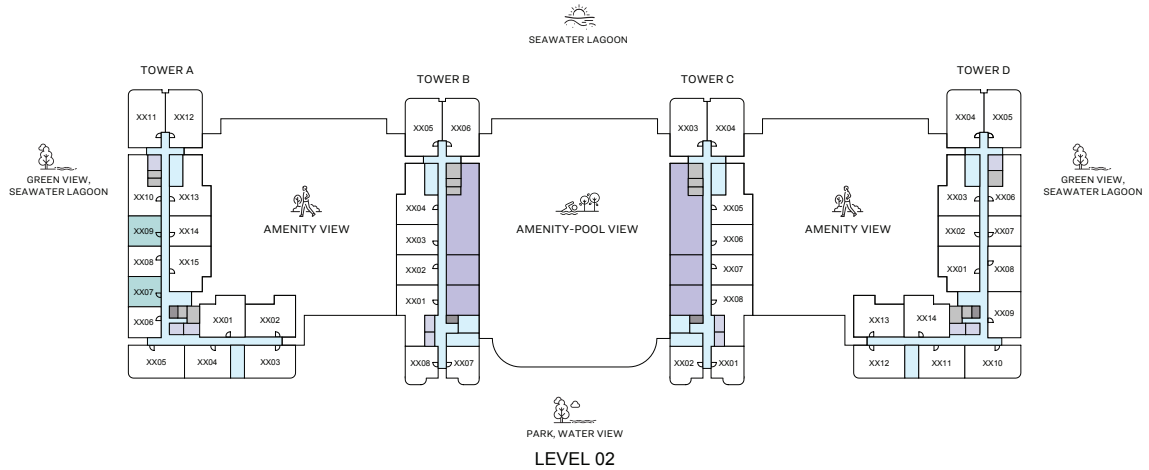


- | | | | | | |
|------------|------------|-------------|----------|-----------|-----------|
| 1 BED UNIT | 3 BED UNIT | CIRCULATION | SERVICES | RETAIL | AMENITIES |
| 2 BED UNIT | PARKING | GARBAGE | LIFT | DOUBLE HT | |



SEAWATER LAGOON





1
BEDROOM
APARTMENT

TYPE A

(with powder room + balcony)

TOTAL SALEABLE AREA
SUITE RANGE = 462.20 - 463.92 SQ.FT.
BALCONY RANGE = 48.65 - 49.30 SQ.FT.
TOTAL RANGE = 511.39 - 513.01 SQ.FT.

List of unit numbers with this unit plan:

VIEWS

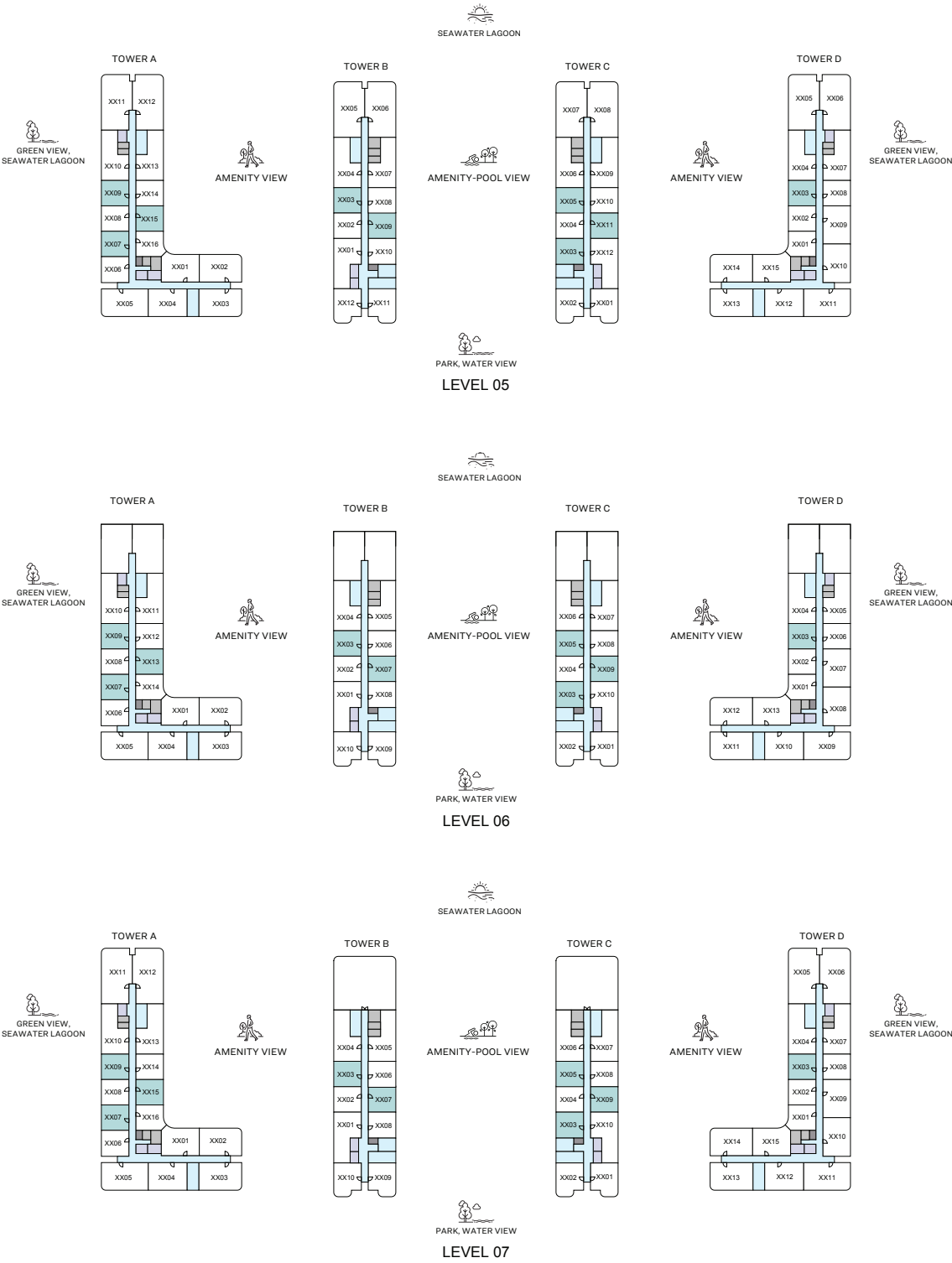
Amenity, Pool, Water View, Park
C-403, B-407, C-503, B-509, C-603, B-607, C-703, B-707

Amenity, Pool, Sea-water Lagoon
C-405, C-505, C-605, C-705

Amenity, Pool, Sea-water Lagoon, Park, Water-view
C-303, B-307

Amenity, Sea-water Lagoon
D-303, C-309, B-303, A-315, D-403, C-409, B-403, A-413, D-503, C-511, B-503, A-515, D-603, C-609, B-603, A-613, D-703, C-709, B-703, A-715, D-803, A-813, D-903, A-913

Green, Sea-water Lagoon
A-207, A-209, A-307, A-309, A-407, A-409, A-507, A-509, A-607, A-609, A-707, A-709, A-807, A-809, A-907, A-909



1
BEDROOM
APARTMENT

TYPE A

(with powder room + balcony)

TOTAL SALEABLE AREA
SUITE RANGE = 462.20 - 463.92 SQ.FT.
BALCONY RANGE = 48.65 - 49.30 SQ.FT.
TOTAL RANGE = 511.39 - 513.01 SQ.FT.

List of unit numbers with this unit plan:

VIEWS

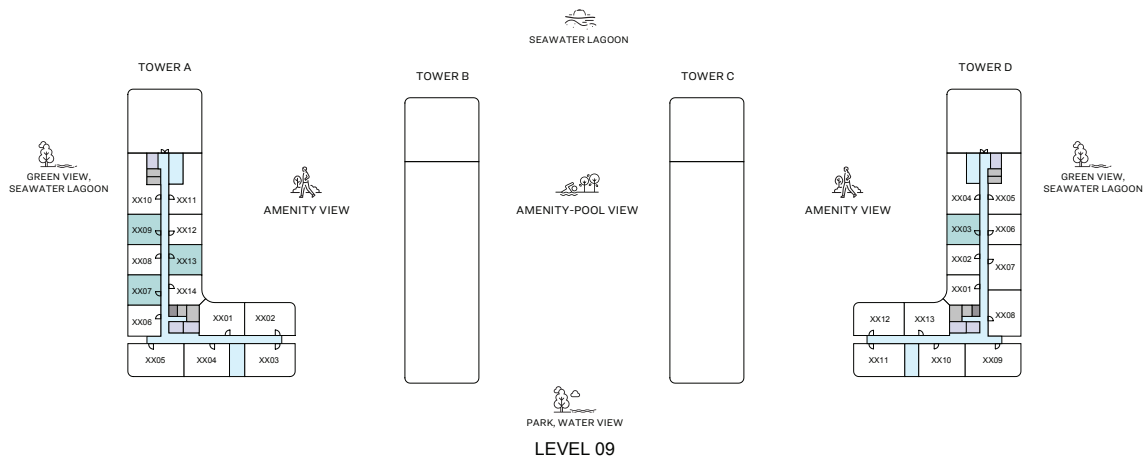
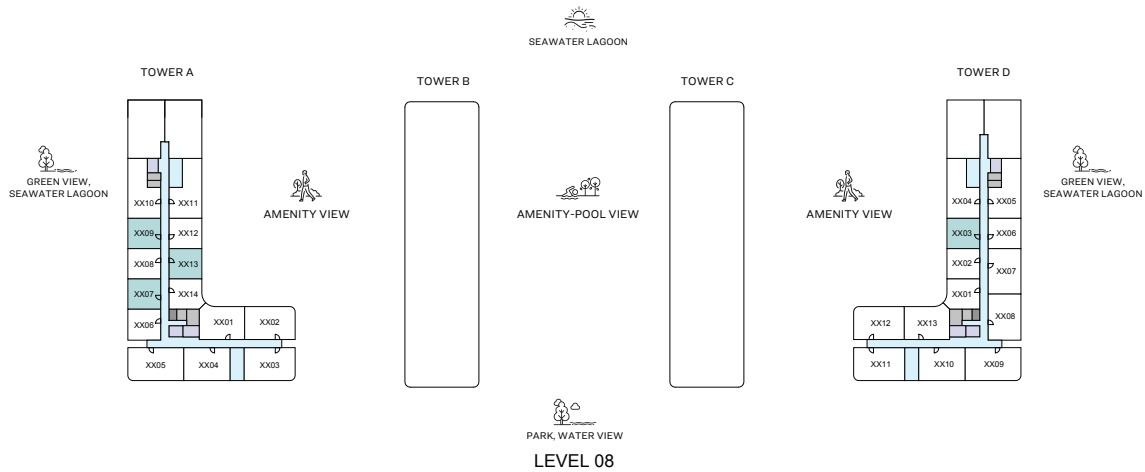
Amenity, Pool, Water View, Park
C-403, B-407, C-503, B-509, C-603, B-607, C-703, B-707

Amenity, Pool, Sea-water Lagoon
C-405, C-505, C-605, C-705

Amenity, Pool, Sea-water Lagoon, Park, Water-view
C-303, B-307

Amenity, Sea-water Lagoon
D-303, C-309, B-303, A-315, D-403, C-409, B-403, A-413, D-503, C-511, B-503, A-515, D-603, C-609, B-603, A-613, D-703, C-709, B-703, A-715, D-803, A-813, D-903, A-913

Green, Sea-water Lagoon
A-207, A-209, A-307, A-309, A-407, A-409, A-507, A-509, A-607, A-609, A-707, A-709, A-807, A-809, A-907, A-909



1

BEDROOM
APARTMENT

TYPE A

(with powder room + balcony)

TOTAL SALEABLE AREA
SUITE RANGE = 462.20 - 463.92 SQ.FT.
BALCONY RANGE = 48.65 - 49.30 SQ.FT.
TOTAL RANGE = 511.39 - 513.01 SQ.FT.

List of unit numbers with this unit plan:

VIEWS

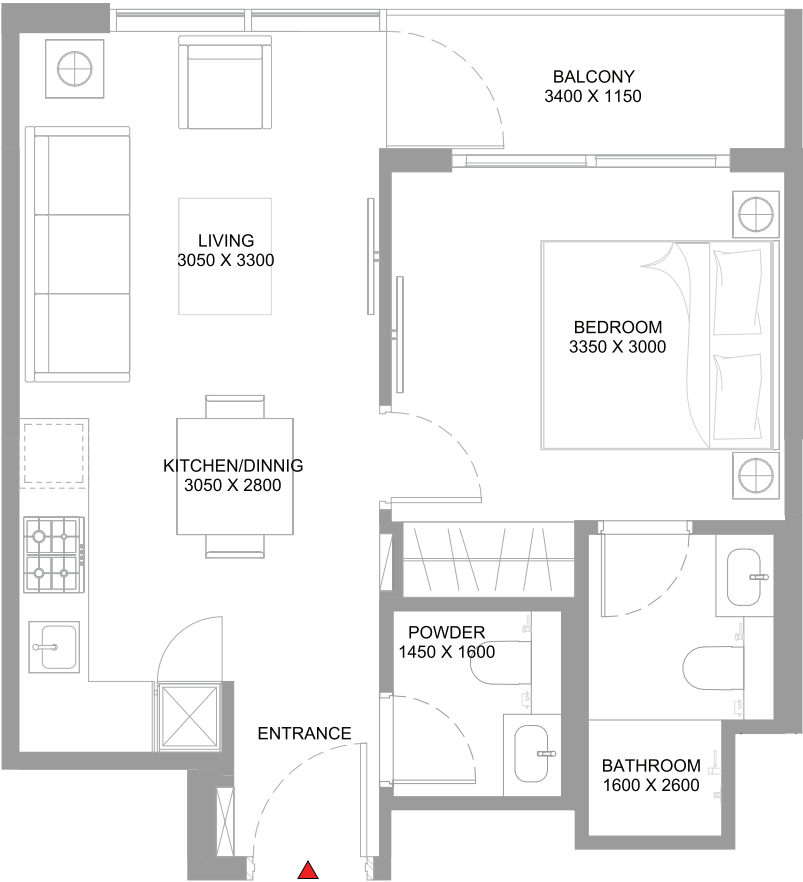
Amenity, Pool, Water View, Park
C-403, B-407, C-503, B-509, C-603, B-607, C-703, B-707

Amenity, Pool, Sea-water Lagoon
C-405, C-505, C-605, C-705

Amenity, Pool, Sea-water Lagoon, Park, Water-view
C-303, B-307

Amenity, Sea-water Lagoon
D-303, C-309, B-303, A-315, D-403, C-409, B-403, A-413, D-503, C-511, B-503, A-515, D-603, C-609, B-603, A-613, D-703, C-709, B-703, A-715, D-803, A-813, D-903, A-913

Green, Sea-water Lagoon
A-207, A-209, A-307, A-309, A-407, A-409, A-507, A-509, A-607, A-609, A-707, A-709, A-807, A-809, A-907, A-909



1
BEDROOM
APARTMENT

TYPE A
(with powder room + balcony)

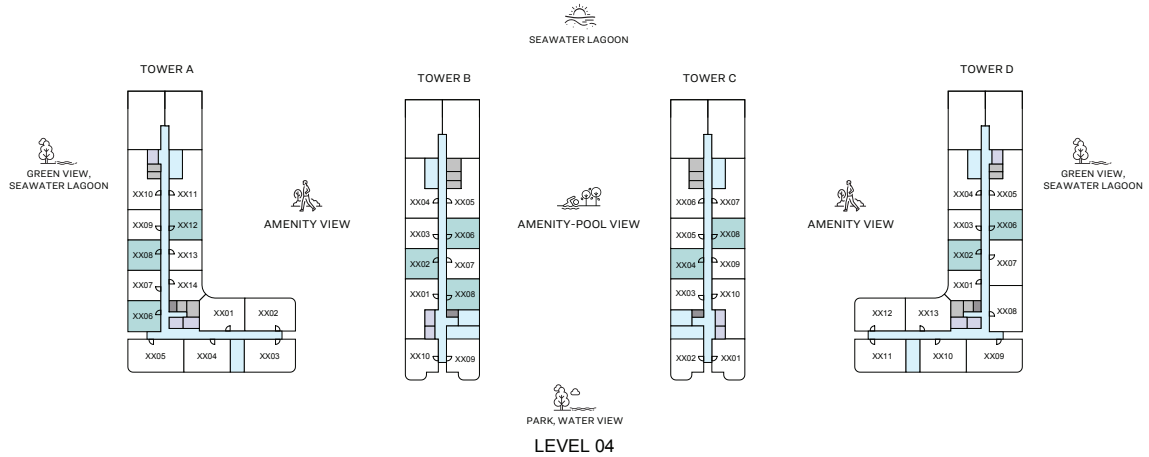
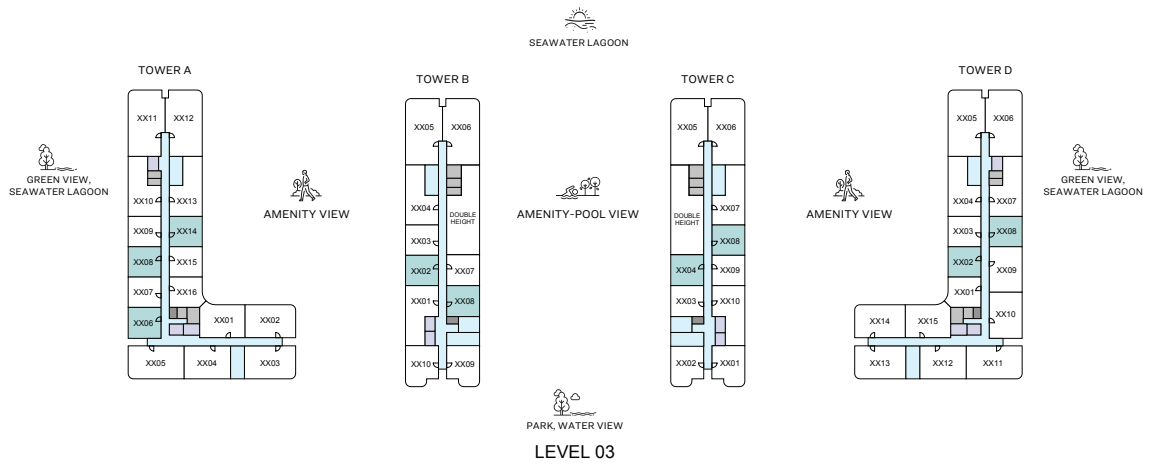
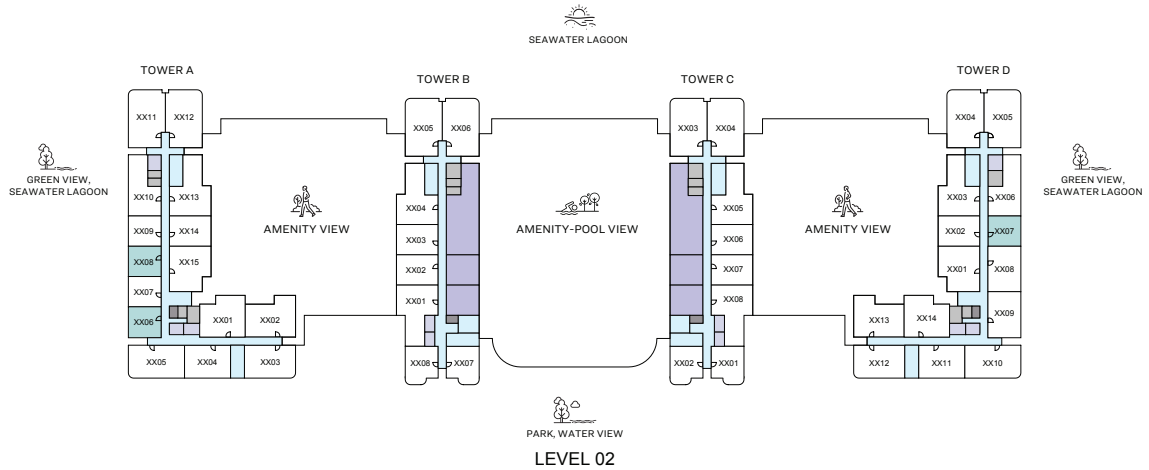
TOTAL SALEABLE AREA
SUITE RANGE = 462.20 - 463.92 SQ.FT.
BALCONY RANGE = 48.65 - 49.30 SQ.FT.
TOTAL RANGE = 511.39 - 513.01 SQ.FT.

List of unit numbers with this unit plan:

VIEWS

- Amenity, Pool, Water View, Park
C-403, B-407, C-503, B-509, C-603, B-607, C-703, B-707
- Amenity, Pool, Sea-water Lagoon
C-405, C-505, C-605, C-705
- Amenity, Pool, Sea-water Lagoon, Park, Water-view
C-303, B-307

- Amenity, Sea-water Lagoon
D-303, C-309, B-303, A-315, D-403, C-409, B-403, A-413, D-503, C-511, B-503, A-515, D-603, C-609, B-603, A-613, D-703, C-709, B-703, A-715, D-803, A-813, D-903, A-913
- Green, Sea-water Lagoon
A-207, A-209, A-307, A-309, A-407, A-409, A-507, A-509, A-607, A-609, A-707, A-709, A-807, A-809, A-907, A-909



1

BEDROOM
APARTMENT

TYPE A VARIANT 1

(with powder room + balcony)

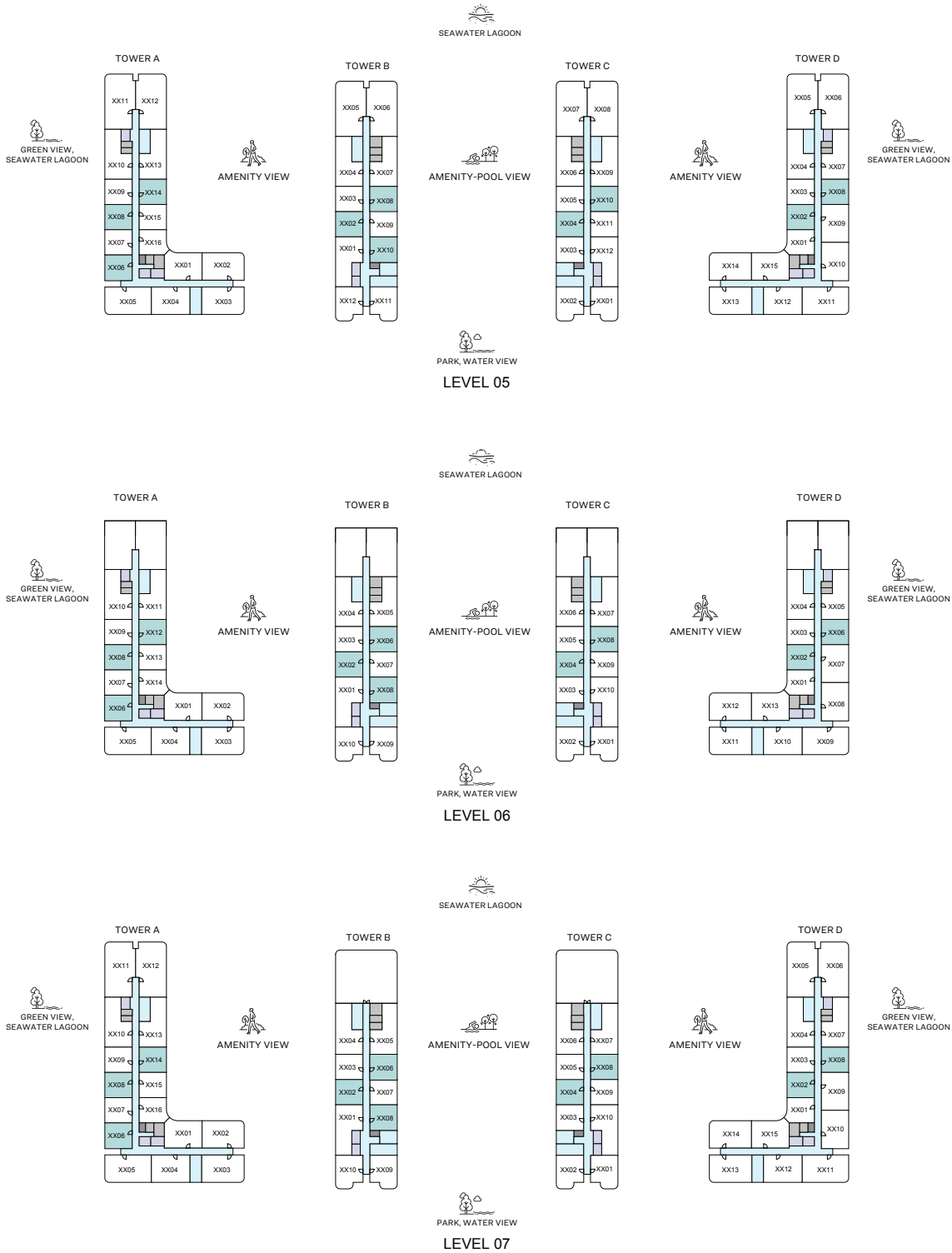
TOTAL SALEABLE AREA
SUITE RANGE = 461.77 - 464.36 SQ.FT.
BALCONY RANGE = 48.55 - 49.51 SQ.FT.
TOTAL RANGE = 510.96 - 513.01 SQ.FT.

List of unit numbers with this unit plan:

VIEWS

- Amenity , Pool, Water-View, Park
C-404, B-408, C-504, B-510, C-604, B-608, C-704, B-708
- Amenity, Pool, Sea-water Lagoon
B-406, B-508, B-606, B-706
- Amenity, Pool, Sea-water Lagoon, Park, Water-view
C-304, B-308

- Amenity, Sea-water Lagoon
D-302, C-308, B-302, A-314, D-402, C-408, B-402, A-412, D-502, C-510, B-502, A-514, D-602, C-608, B-602, A-612, D-702, C-708, B-702, A-714, D-802, A-812, D-902, A-912
- Green, Sea-water Lagoon
D-207, A-206, A-208, D-308, A-306, A-308, D-406, A-406, A-408, D-508, A-506, A-508, D-606, A-606, A-608, D-708, A-706, A-708, D-806, A-806, A-808, D-906, A-906, A-908



1
BEDROOM
APARTMENT

TYPE A VARIANT 1

(with powder room + balcony)

TOTAL SALEABLE AREA
SUITE RANGE = 461.77 - 464.36 SQ.FT.
BALCONY RANGE = 48.55 - 49.51 SQ.FT.
TOTAL RANGE = 510.96 - 513.01 SQ.FT.

List of unit numbers with this unit plan:

VIEWS

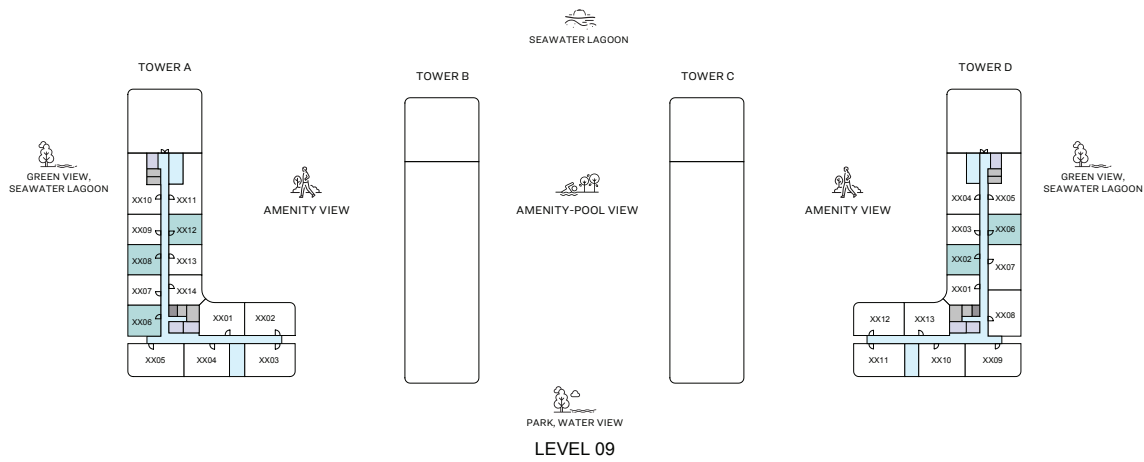
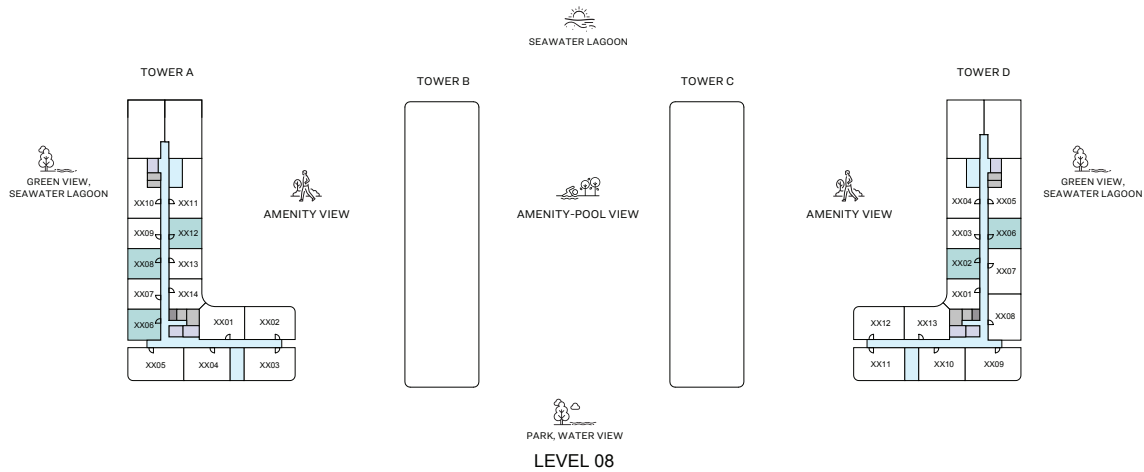
Amenity , Pool, Water-View, Park
C-404, B-408, C-504, B-510, C-604, B-608, C-704, B-708

Amenity, Pool, Sea-water Lagoon
B-406, B-508, B-606, B-706

Amenity, Pool, Sea-water Lagoon, Park, Water-view
C-304, B-308

Amenity, Sea-water Lagoon
D-302, C-308, B-302, A-314, D-402, C-408, B-402, A-412, D-502, C-510, B-502, A-514, D-602, C-608, B-602, A-612, D-702, C-708, B-702, A-714, D-802, A-812, D-902, A-912

Green, Sea-water Lagoon
D-207, A-206, A-208, D-308, A-306, A-308, D-406, A-406, A-408, D-508, A-506, A-508, D-606, A-606, A-608, D-708, A-706, A-708, D-806, A-806, A-808, D-906, A-906, A-908



1

BEDROOM
APARTMENT

TYPE A VARIANT 1

(with powder room + balcony)

TOTAL SALEABLE AREA
SUITE RANGE = 461.77 - 464.36 SQ.FT.
BALCONY RANGE = 48.55 - 49.51 SQ.FT.
TOTAL RANGE = 510.96 - 513.01 SQ.FT.

List of unit numbers with this unit plan:

VIEWS

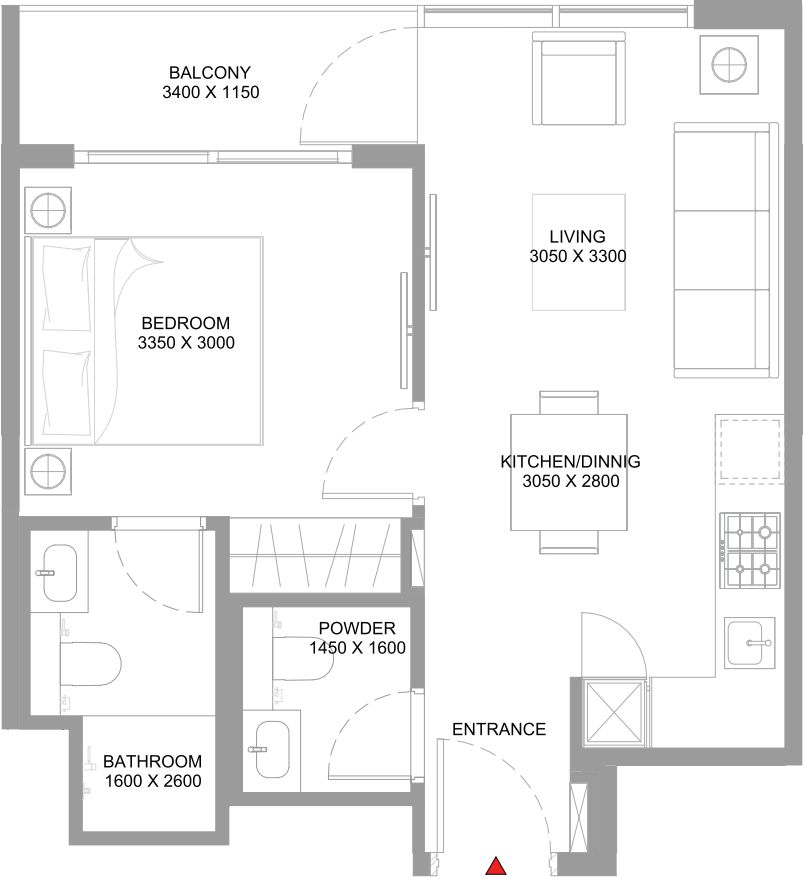
Amenity , Pool, Water-View, Park
C-404, B-408, C-504, B-510, C-604, B-608, C-704, B-708

Amenity, Pool, Sea-water Lagoon
B-406, B-508, B-606, B-706

Amenity, Pool, Sea-water Lagoon, Park, Water-view
C-304, B-308

Amenity, Sea-water Lagoon
D-302, C-308, B-302, A-314, D-402, C-408, B-402, A-412,
D-502, C-510, B-502, A-514, D-602, C-608, B-602, A-612,
D-702, C-708, B-702, A-714, D-802, A-812, D-902, A-912

Green, Sea-water Lagoon
D-207, A-206, A-208, D-308, A-306, A-308, D-406, A-406,
A-408, D-508, A-506, A-508, D-606, A-606, A-608, D-708,
A-706, A-708, D-806, A-806, A-808, D-906, A-906, A-908



1

BEDROOM
APARTMENT

TYPE A VARIANT 1

(with powder room + balcony)

TOTAL SALEABLE AREA
SUITE RANGE = 461.77 - 464.36 SQ.FT.
BALCONY RANGE = 48.55 - 49.51 SQ.FT.
TOTAL RANGE = 510.96 - 513.01 SQ.FT.

List of unit numbers with this unit plan:

VIEWS

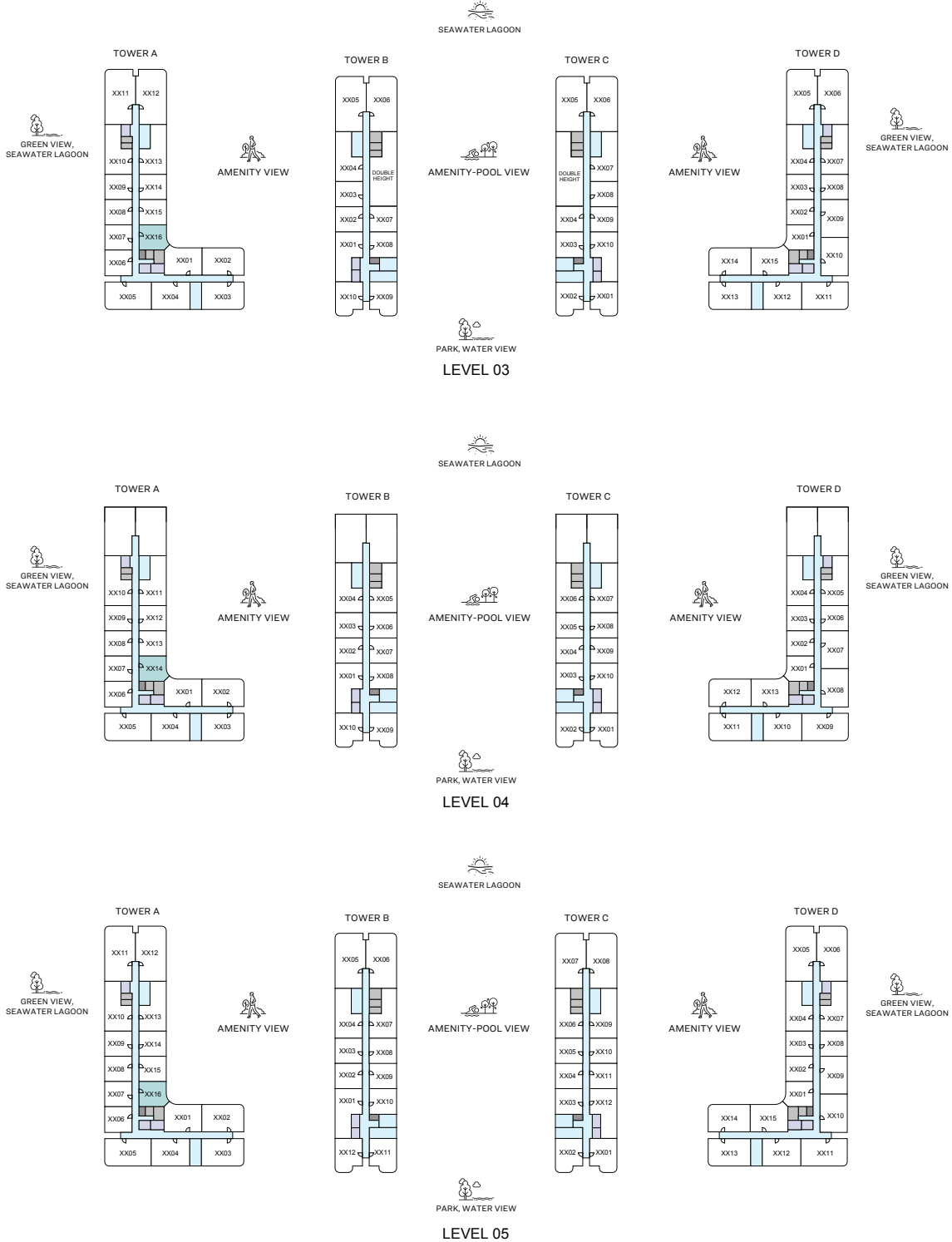
Amenity , Pool, Water-View, Park
C-404, B-408, C-504, B-510, C-604, B-608, C-704, B-708

Amenity, Pool, Sea-water Lagoon
B-406, B-508, B-606, B-706

Amenity, Pool, Sea-water Lagoon, Park, Water-view
C-304, B-308

Amenity, Sea-water Lagoon
D-302, C-308, B-302, A-314, D-402, C-408, B-402, A-412,
D-502, C-510, B-502, A-514, D-602, C-608, B-602, A-612,
D-702, C-708, B-702, A-714, D-802, A-812, D-902, A-912

Green, Sea-water Lagoon
D-207, A-206, A-208, D-308, A-306, A-308, D-406, A-406,
A-408, D-508, A-506, A-508, D-606, A-606, A-608, D-708,
A-706, A-708, D-806, A-806, A-808, D-906, A-906, A-908



1
BEDROOM
APARTMENT

TYPE B

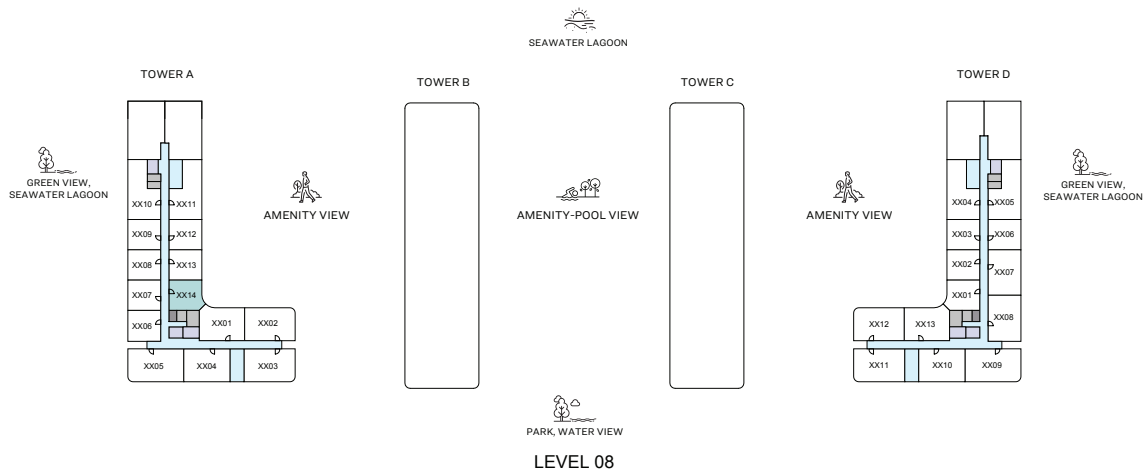
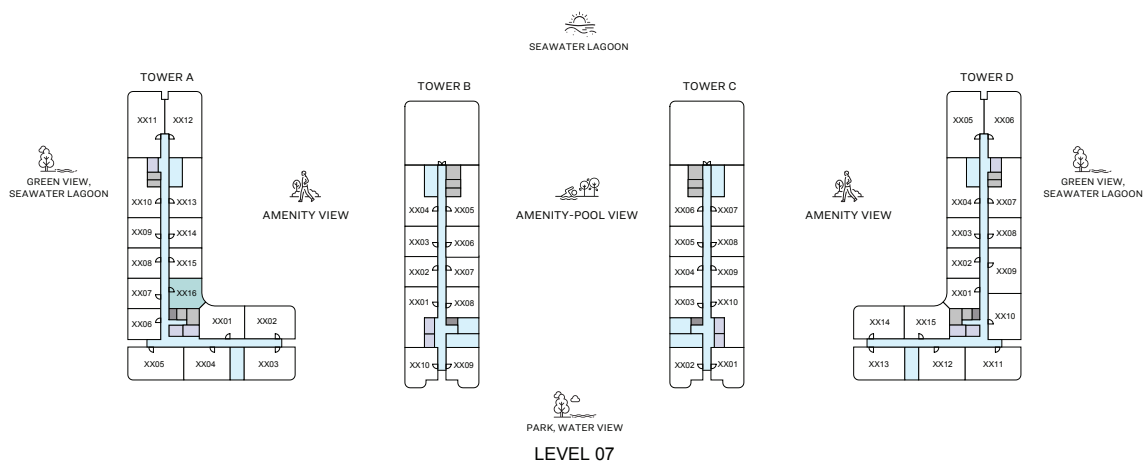
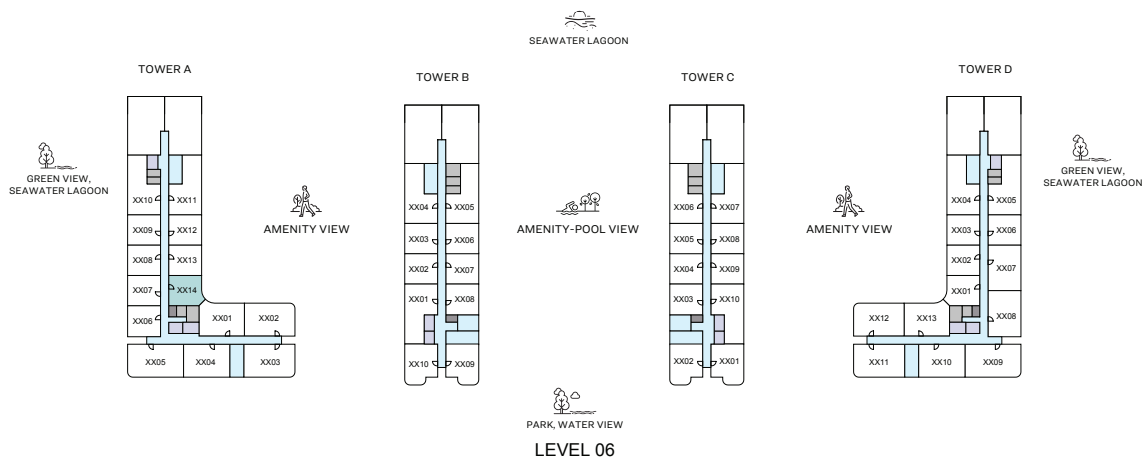
(with powder room + balcony)

TOTAL SALEABLE AREA
SUITE = 462.09 SQ.FT.
BALCONY = 58.13 SQ.FT.
TOTAL = 520.22 SQ.FT.

List of unit numbers with this unit plan:

VIEWS

Amenity, Sea-water Lagoon
A-316, A-414, A-516, A-614, A-716, A-814, A-914



1

BEDROOM APARTMENT

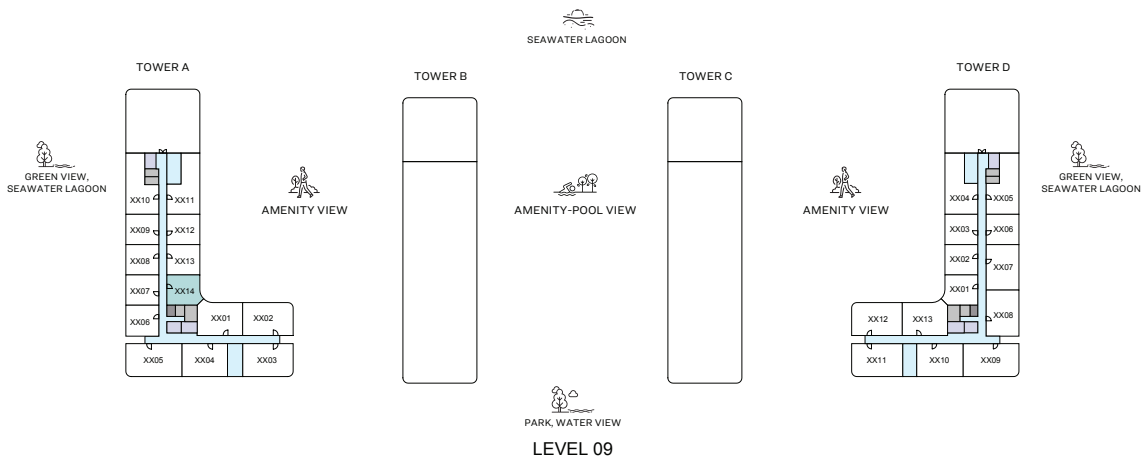
(with powder room + balcony)

TOTAL SALEABLE AREA
SUITE = 462.09 SQ.FT.
BALCONY = 58.13 SQ.FT.
TOTAL = 520.22 SQ.FT.

List of unit numbers with this unit plan:

VIEWS

Amenity, Sea-water Lagoon
A-316, A-414, A-516, A-614, A-716, A-814, A-914



1
BEDROOM
APARTMENT

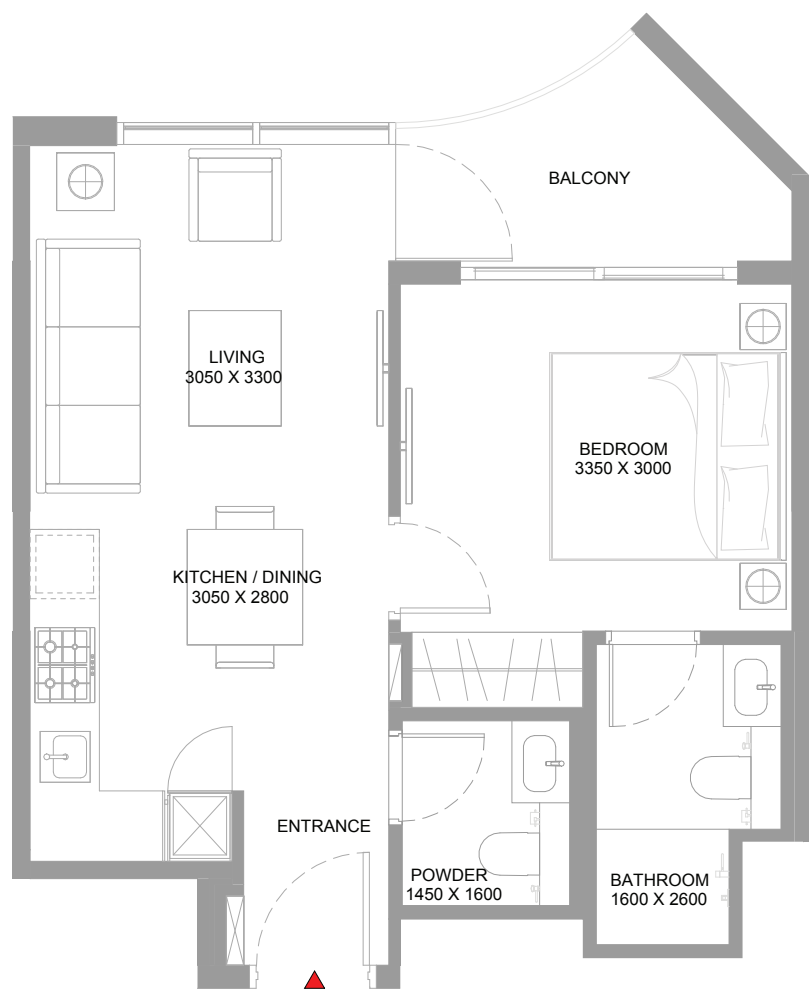
TYPE B
(with powder room + balcony)

TOTAL SALEABLE AREA
SUITE = 462.09 SQ.FT.
BALCONY = 58.13 SQ.FT.
TOTAL = 520.22 SQ.FT.

List of unit numbers with this unit plan:

VIEWS

Amenity, Sea-water Lagoon
A-316, A-414, A-516, A-614, A-716, A-814, A-914



1
BEDROOM
APARTMENT

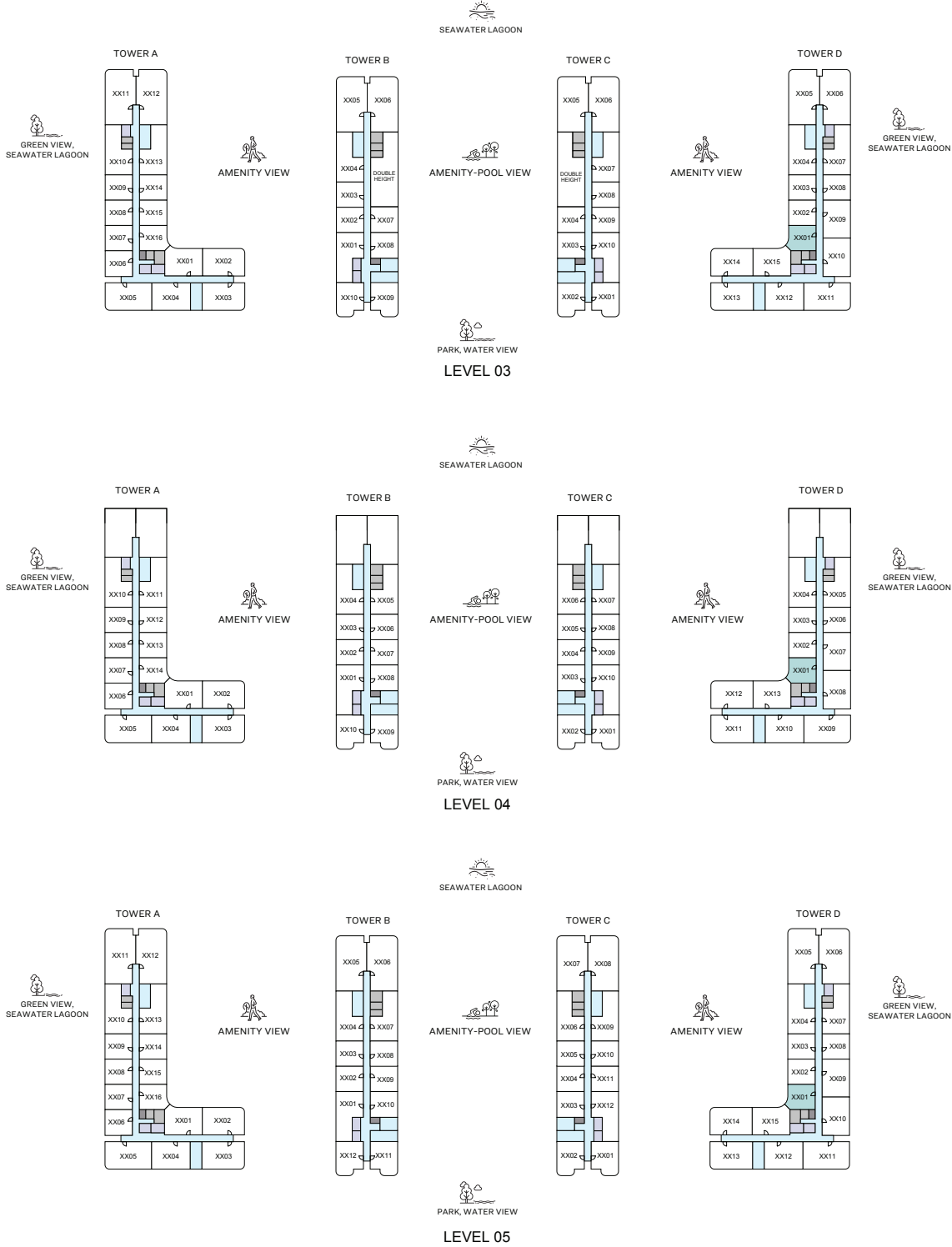
TYPE B
(with powder room + balcony)

TOTAL SALEABLE AREA
SUITE = 462.09 SQ.FT.
BALCONY = 58.13 SQ.FT.
TOTAL = 520.22 SQ.FT.

List of unit numbers with this unit plan:

VIEWS

Amenity, Sea-water Lagoon
A-316, A-414, A-516, A-614, A-716, A-814, A-914



1
BEDROOM
APARTMENT

TYPE B VARIANT 1

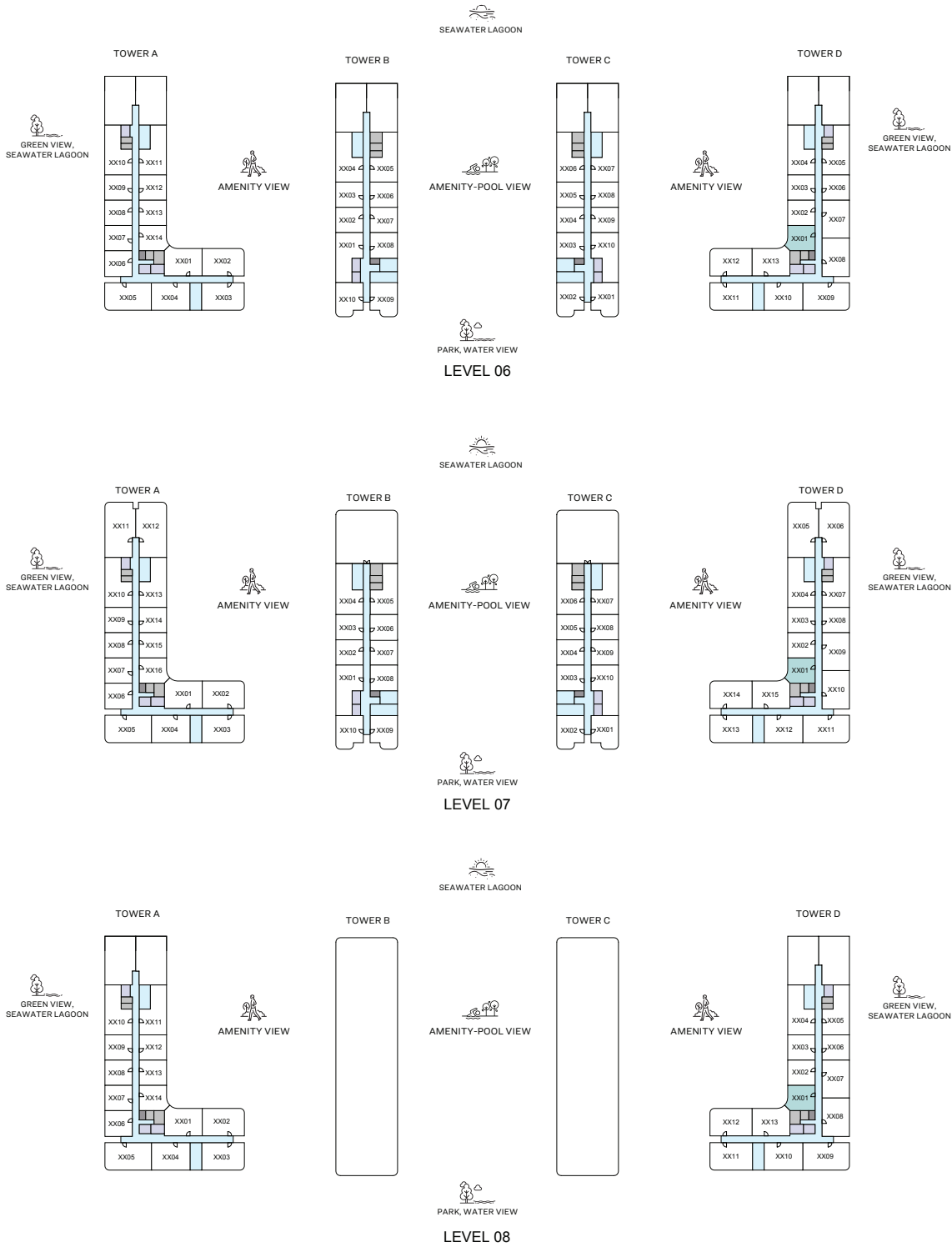
(with powder room + balcony)

TOTAL SALEABLE AREA
SUITE RANGE = 461.77 - 461.88 SQ.FT.
BALCONY RANGE = 58.13 - 58.23 SQ.FT.
TOTAL = 520.00 SQ.FT.

List of unit numbers with this unit plan:

VIEWS

Amenity, Sea-water Lagoon
D-301, D-401, D-501, D-601, D-701, D-801, D-901



1
BEDROOM
APARTMENT

TYPE B VARIANT 1

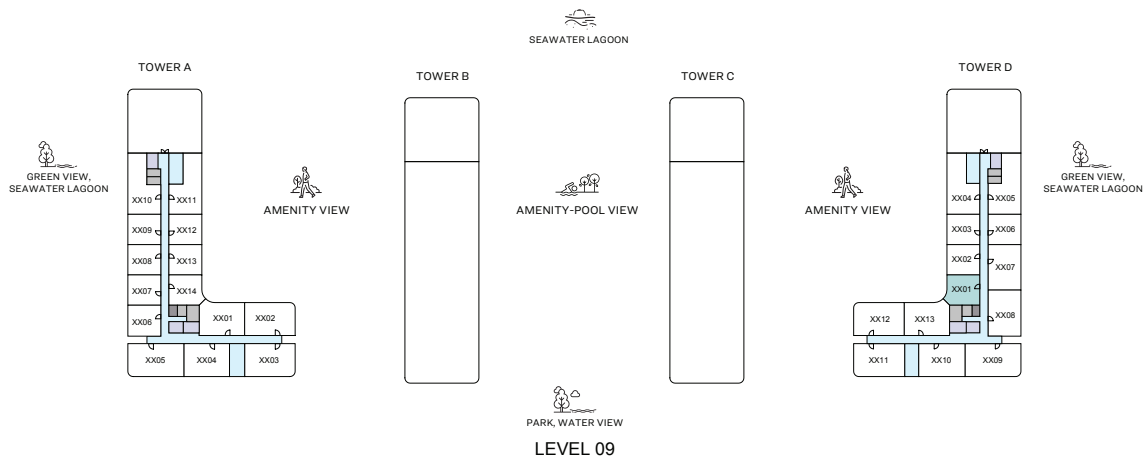
(with powder room + balcony)

TOTAL SALEABLE AREA
SUITE RANGE = 461.77 - 461.88 SQ.FT.
BALCONY RANGE = 58.13 - 58.23 SQ.FT.
TOTAL = 520.00 SQ.FT.

List of unit numbers with this unit plan:

VIEWS

Amenity, Sea-water Lagoon
D-301, D-401, D-501, D-601, D-701, D-801, D-901



1

BEDROOM
APARTMENT

TYPE B VARIANT 1

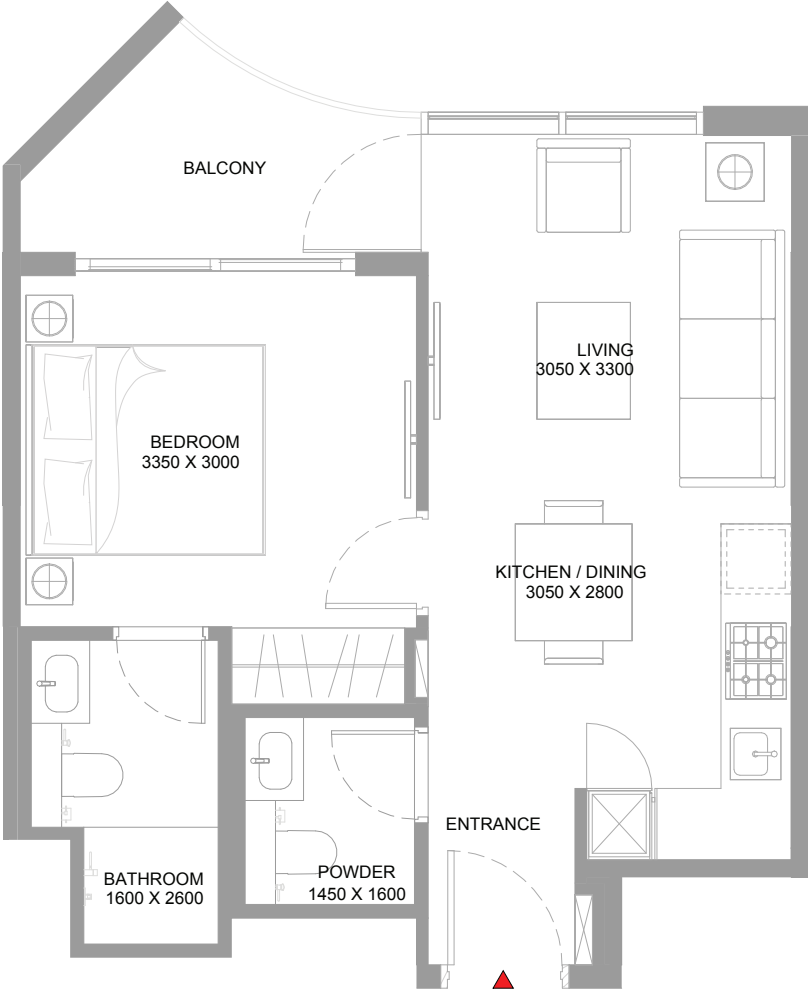
(with powder room + balcony)

TOTAL SALEABLE AREA
SUITE RANGE = 461.77 - 461.88 SQ.FT.
BALCONY RANGE = 58.13 - 58.23 SQ.FT.
TOTAL = 520.00 SQ.FT.

List of unit numbers with this unit plan:

VIEWS

Amenity, Sea-water Lagoon
D-301, D-401, D-501, D-601, D-701, D-801, D-901



1
BEDROOM
APARTMENT

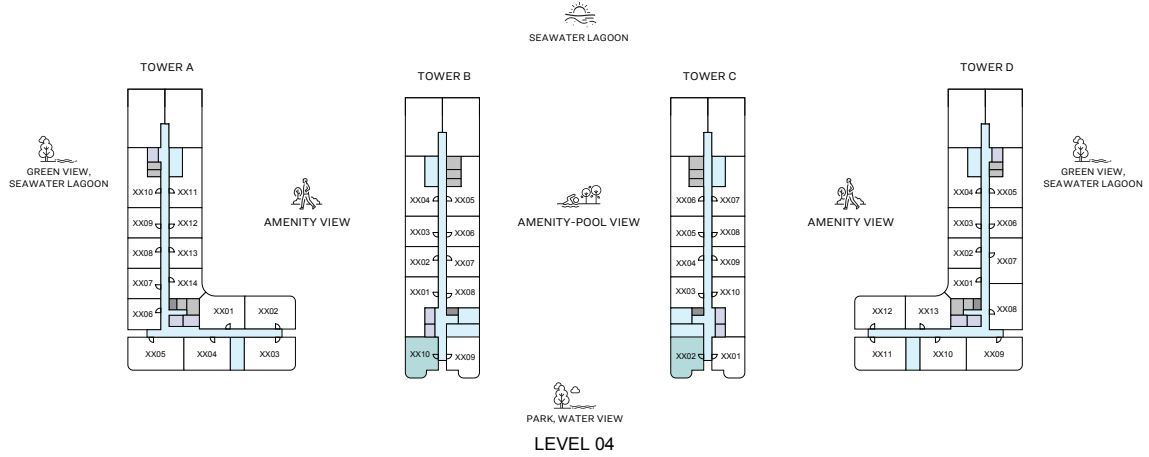
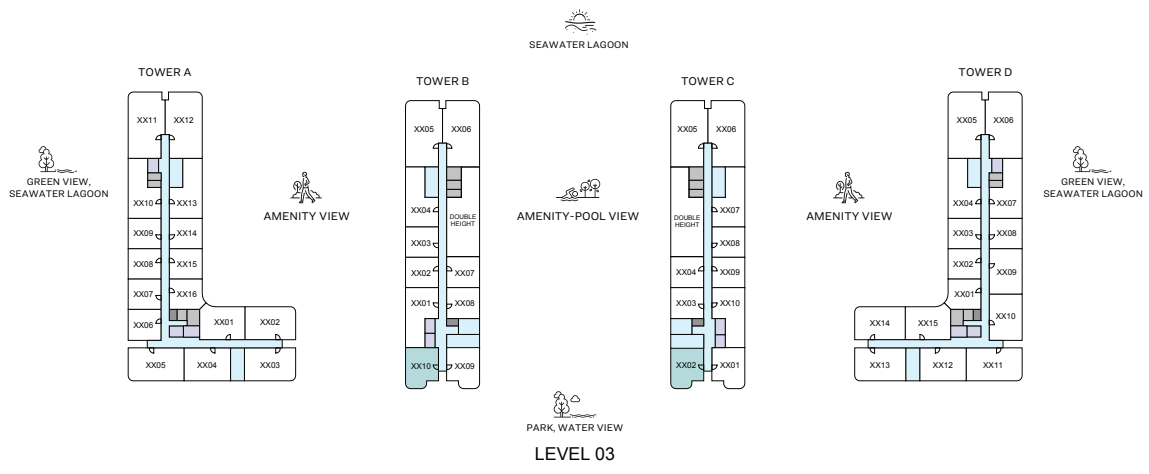
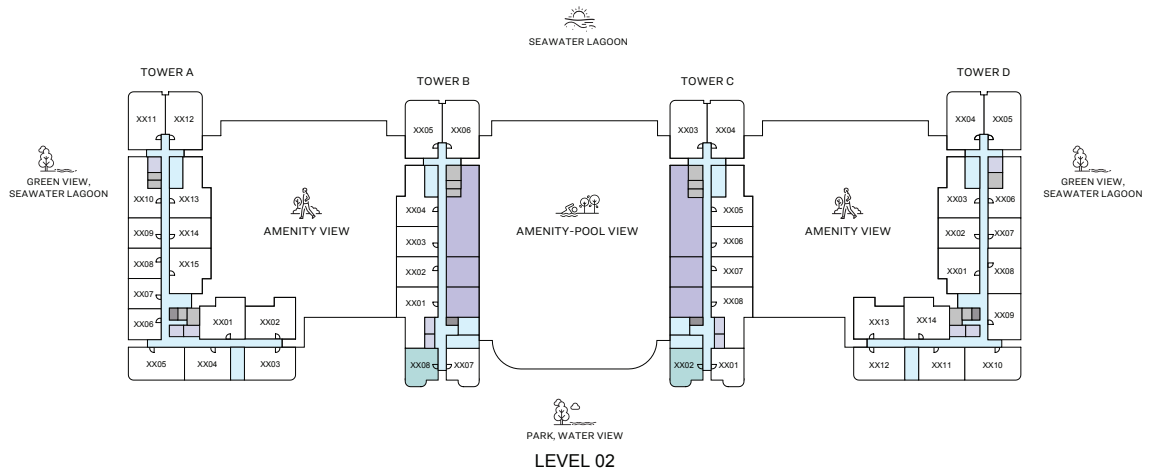
TYPE B
VARIANT 1
(with powder room + balcony)

TOTAL SALEABLE AREA
SUITE RANGE = 461.77 - 461.88 SQ.FT.
BALCONY RANGE = 58.13 - 58.23 SQ.FT.
TOTAL = 520.00 SQ.FT.

List of unit numbers with this unit plan:

VIEWS

Amenity, Sea-water Lagoon
D-301, D-401, D-501, D-601, D-701, D-801, D-901



1
BEDROOM
APARTMENT

TYPE C

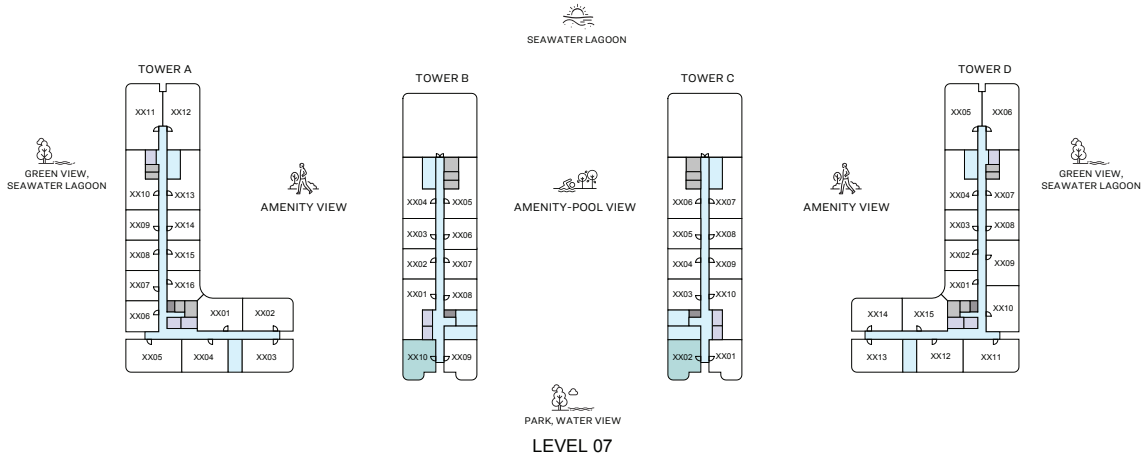
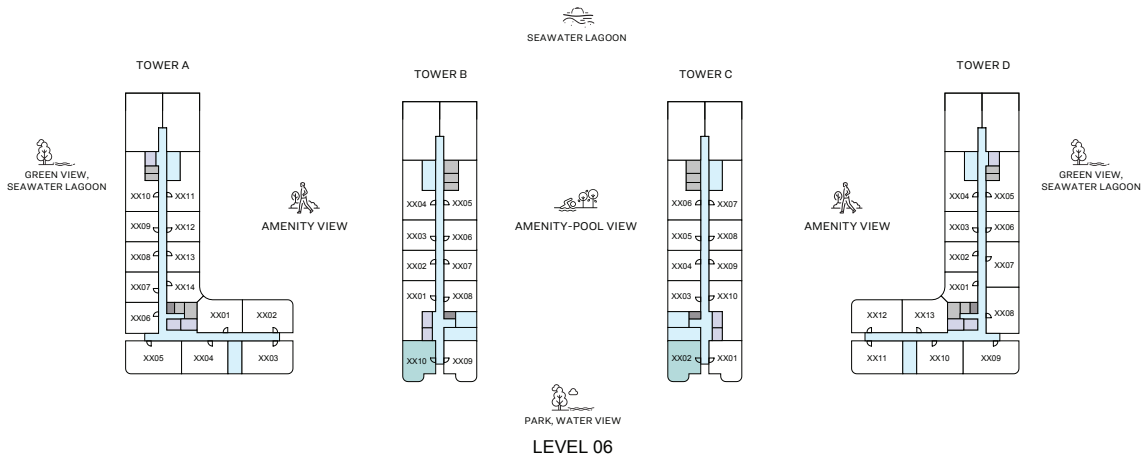
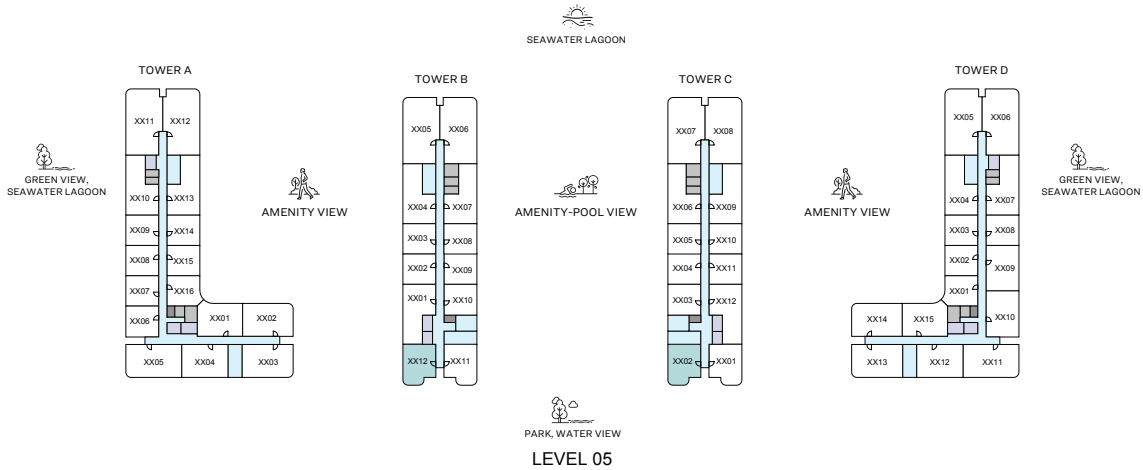
(with powder room + balcony)

TOTAL SALEABLE AREA
SUITE RANGE = 546.38 - 547.45 SQ.FT.
BALCONY = 73.84 SQ.FT.
TOTAL RANGE = 620.22 - 621.29 SQ.FT.

List of unit numbers with this unit plan:

VIEWS

Park, Water-view
C-202, B-208, C-302, B-310, C-402, B-410, C-502, B-512, C-602, B-610, C-702, B-710



1
BEDROOM
APARTMENT

TYPE C

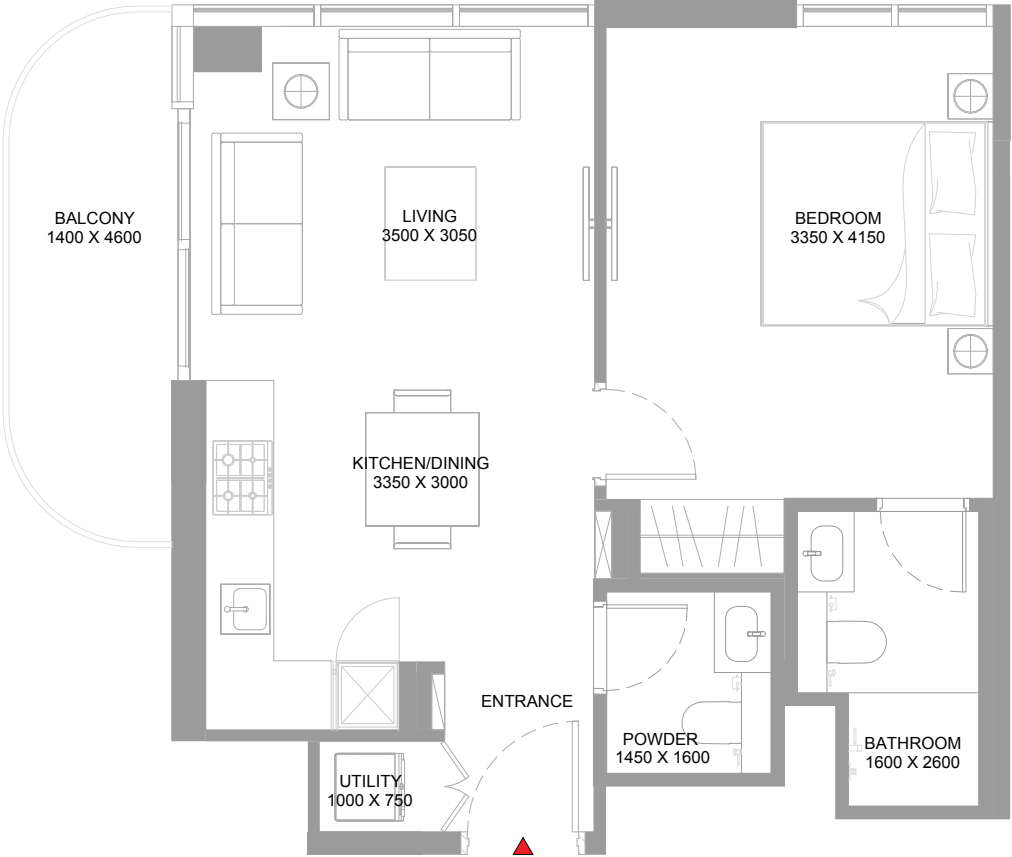
(with powder room + balcony)

TOTAL SALEABLE AREA
SUITE RANGE = 546.38 - 547.45 SQ.FT.
BALCONY = 73.84 SQ.FT.
TOTAL RANGE = 620.22 - 621.29 SQ.FT.

List of unit numbers with this unit plan:

VIEWS

Park, Water-view
C-202, B-208, C-302, B-310, C-402, B-410, C-502, B-512, C-602, B-610, C-702, B-710



1

BEDROOM
APARTMENT

TYPE C

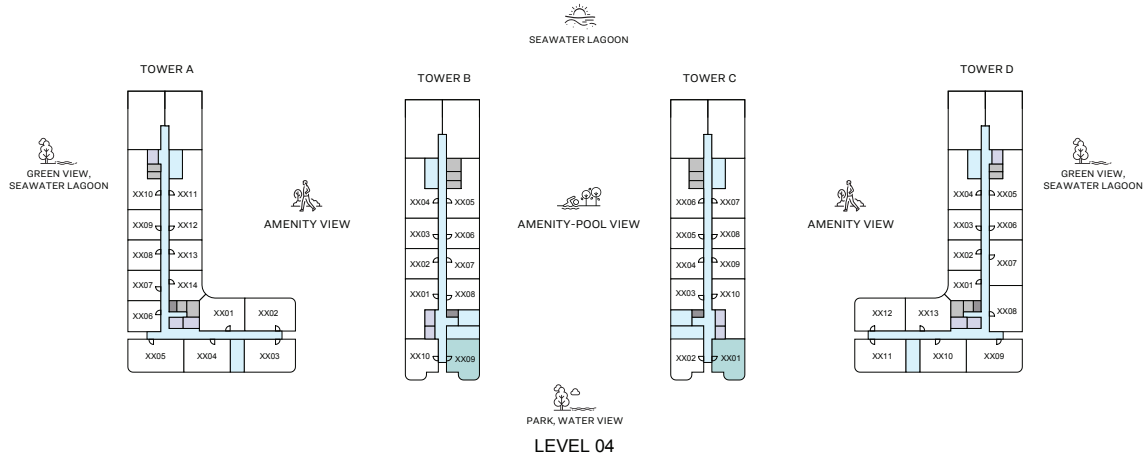
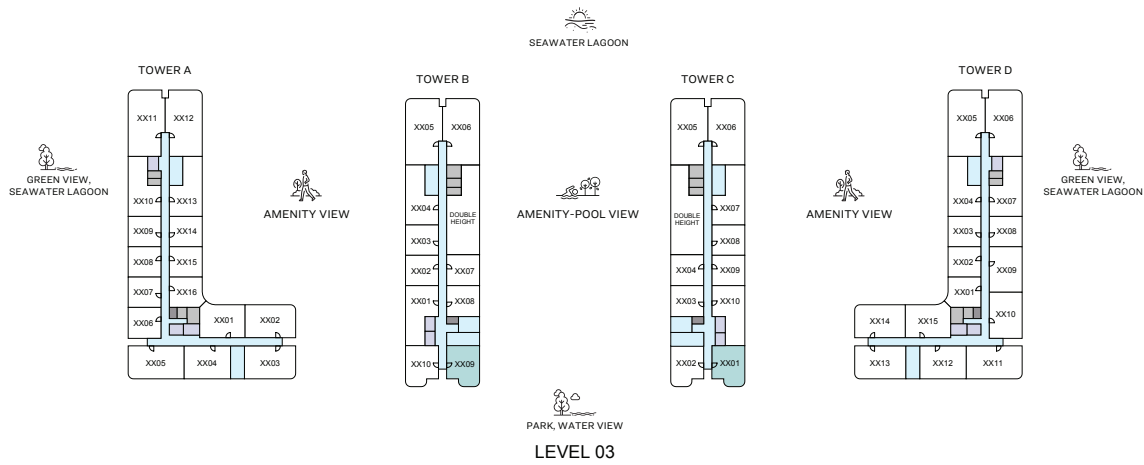
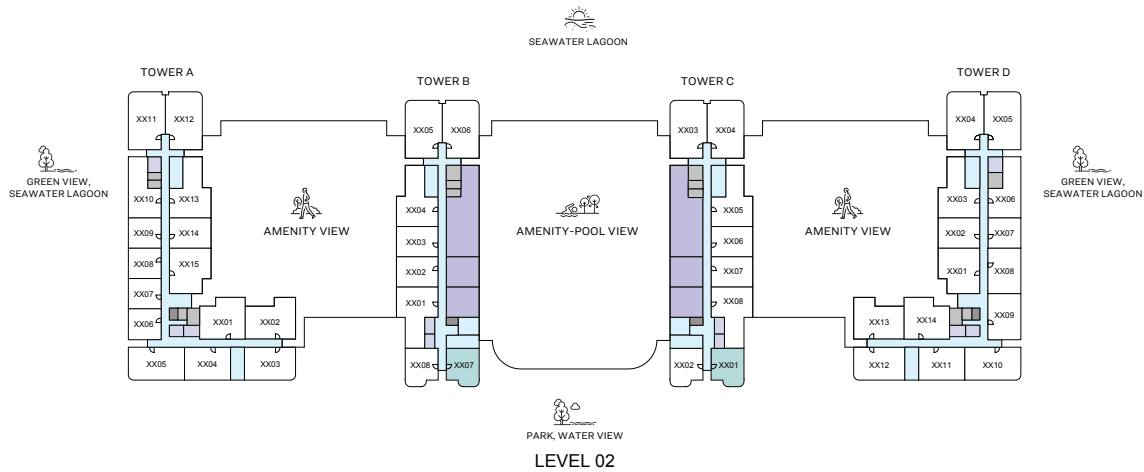
(with powder room + balcony)

TOTAL SALEABLE AREA
SUITE RANGE = 546.38 - 547.45 SQ.FT.
BALCONY = 73.84 SQ.FT.
TOTAL RANGE = 620.22 - 621.29 SQ.FT.

List of unit numbers with this unit plan:

VIEWS

Park, Water-view
C-202, B-208, C-302, B-310, C-402, B-410, C-502, B-512, C-602, B-610, C-702, B-710



1
BEDROOM
APARTMENT

TYPE C VARIANT 1

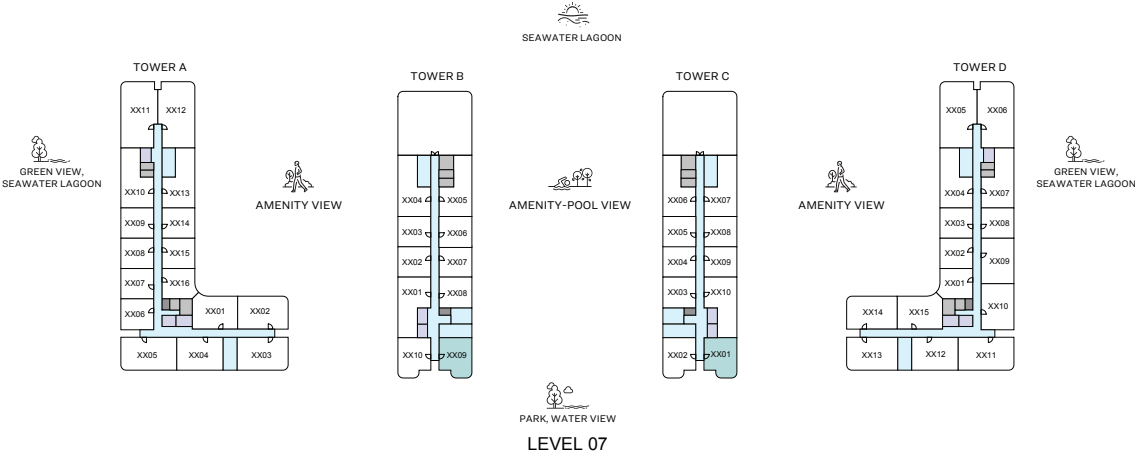
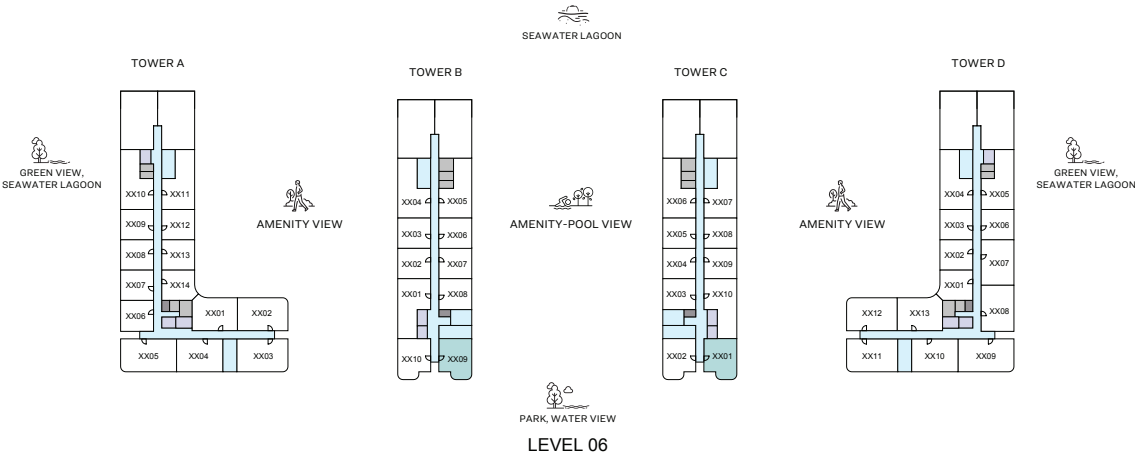
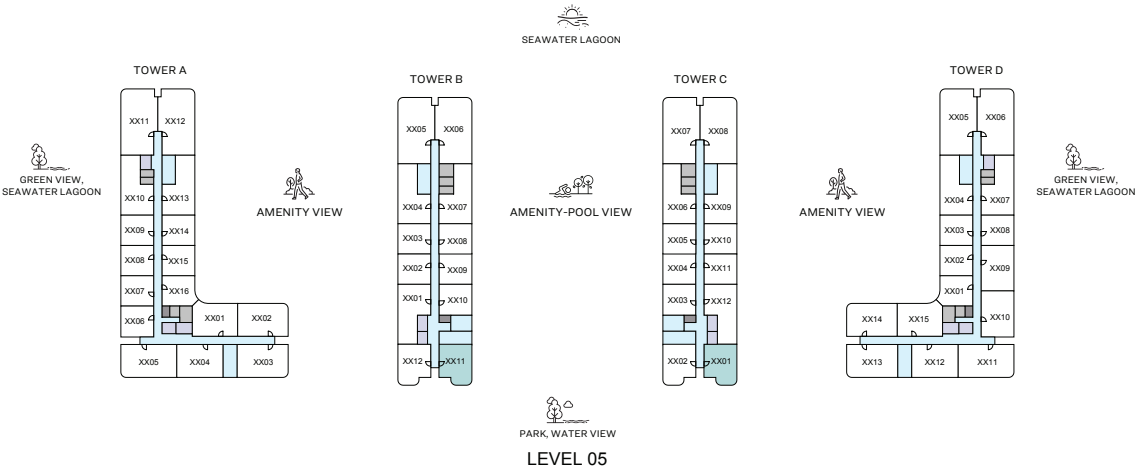
(with powder room + balcony)

TOTAL SALEABLE AREA
SUITE RANGE = 546.48 - 547.45 SQ.FT.
BALCONY = 73.84 SQ.FT.
TOTAL RANGE = 620.32 - 621.29 SQ.FT.

List of unit numbers with this unit plan:

VIEWS

Park, Water-view
C-201, B-207, C-301, B-309, C-401, B-409, C-501, B-511, C-601, B-609, C-701, B-709



1
BEDROOM
APARTMENT

TYPE C VARIANT 1

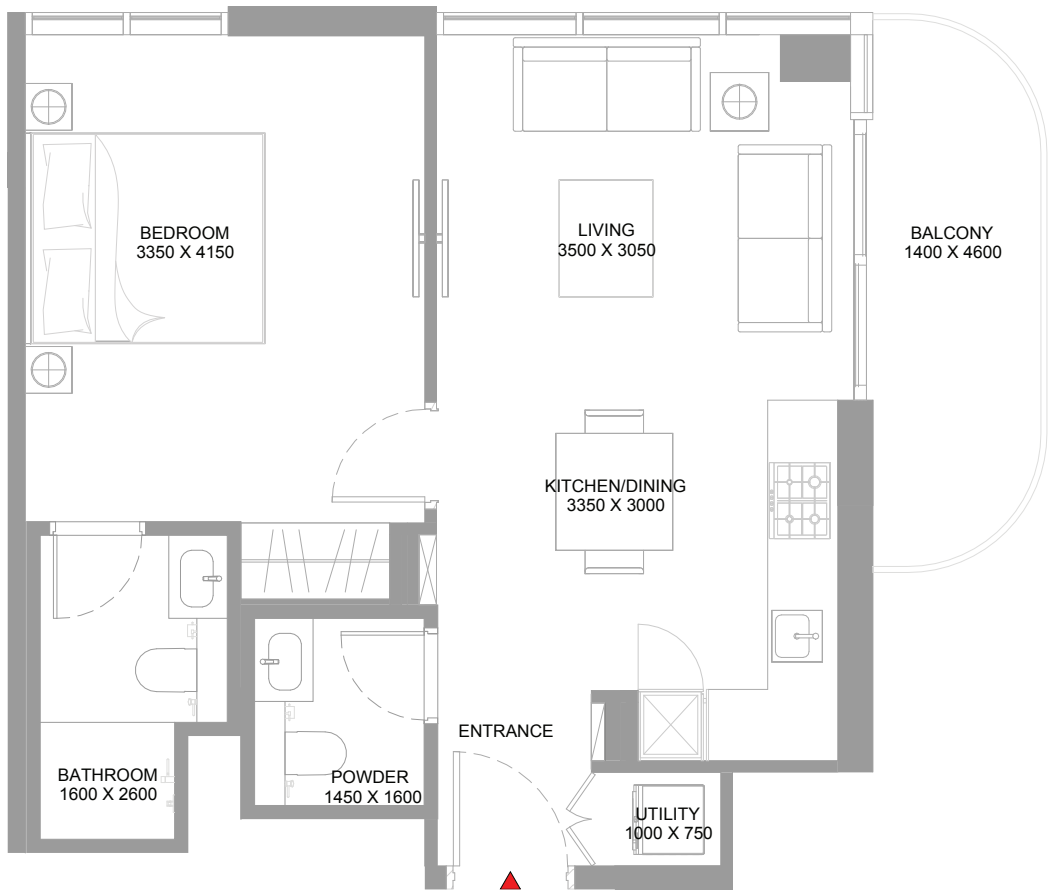
(with powder room + balcony)

TOTAL SALEABLE AREA
SUITE RANGE = 546.48 - 547.45 SQ.FT.
BALCONY = 73.84 SQ.FT.
TOTAL RANGE = 620.32 - 621.29 SQ.FT.

List of unit numbers with this unit plan:

VIEWS

Park, Water-view
C-201, B-207, C-301, B-309, C-401, B-409, C-501, B-511, C-601, B-609, C-701, B-709



1

BEDROOM
APARTMENT

TYPE C VARIANT 1

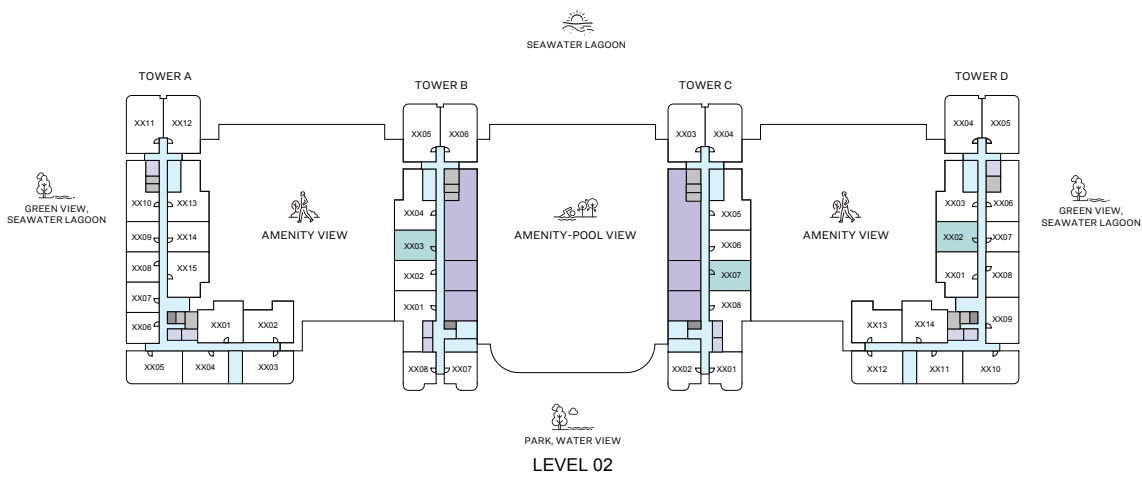
(with powder room + balcony)

TOTAL SALEABLE AREA
SUITE RANGE = 546.48 - 547.45 SQ.FT.
BALCONY = 73.84 SQ.FT.
TOTAL RANGE = 620.32 - 621.29 SQ.FT.

List of unit numbers with this unit plan:

VIEWS

Park, Water-view
C-201, B-207, C-301, B-309, C-401, B-409, C-501, B-511, C-601, B-609, C-701, B-709



1

BEDROOM
APARTMENT

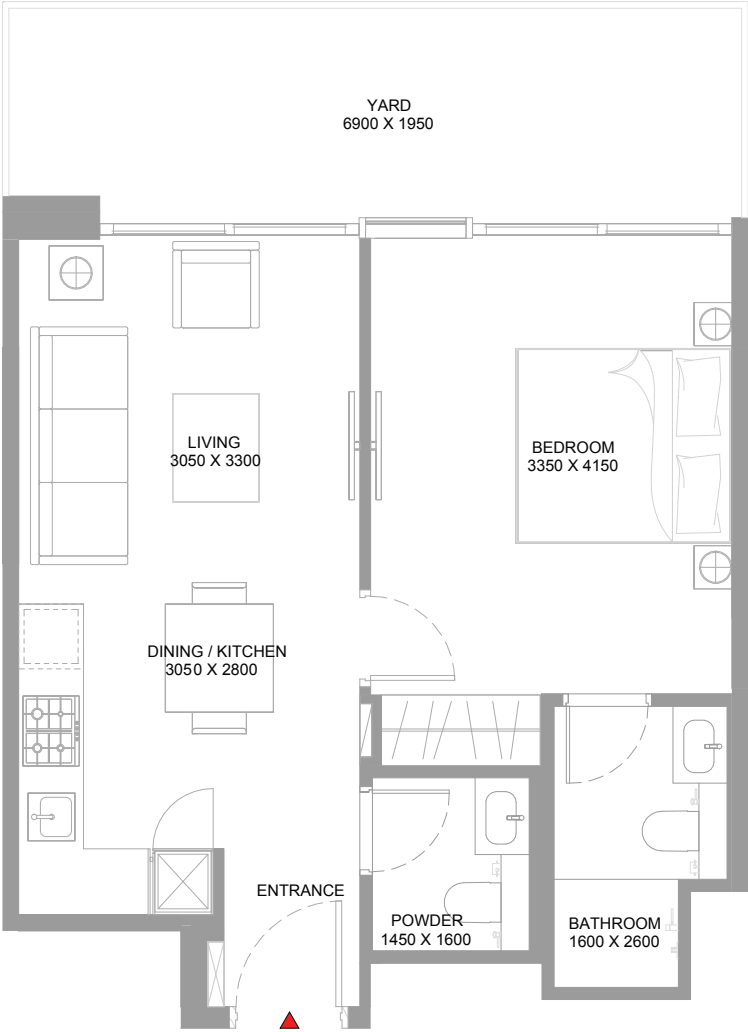
TYPE D

(with powder room + yard)

TOTAL SALEABLE AREA
SUITE RANGE = 510.21 - 510.42 SQ.FT.
YARD RANGE = 151.99 - 152.85 SQ.FT.
TOTAL RANGE = 662.20 - 663.27 SQ.FT.

List of unit numbers with this unit plan:

VIEWS
Amenity
D-202, C-207, B-203



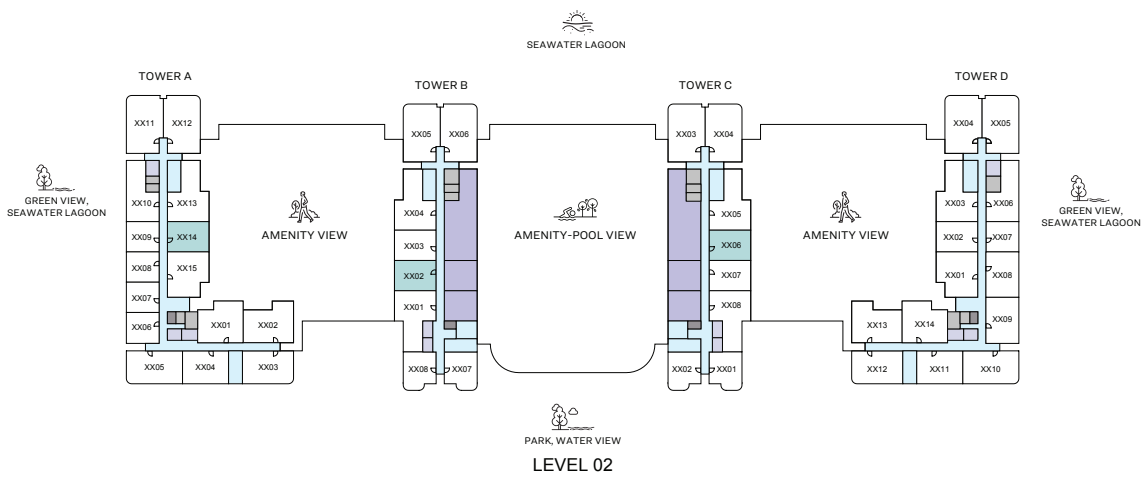
1
BEDROOM
APARTMENT

TYPE D
(with powder room + yard)

TOTAL SALEABLE AREA
SUITE RANGE = 510.21 - 510.42 SQ.FT.
YARD RANGE = 151.99 - 152.85 SQ.FT.
TOTAL RANGE = 662.20 - 663.27 SQ.FT.

List of unit numbers with this unit plan:

VEWS
Amenity
D-202, C-207, B-203



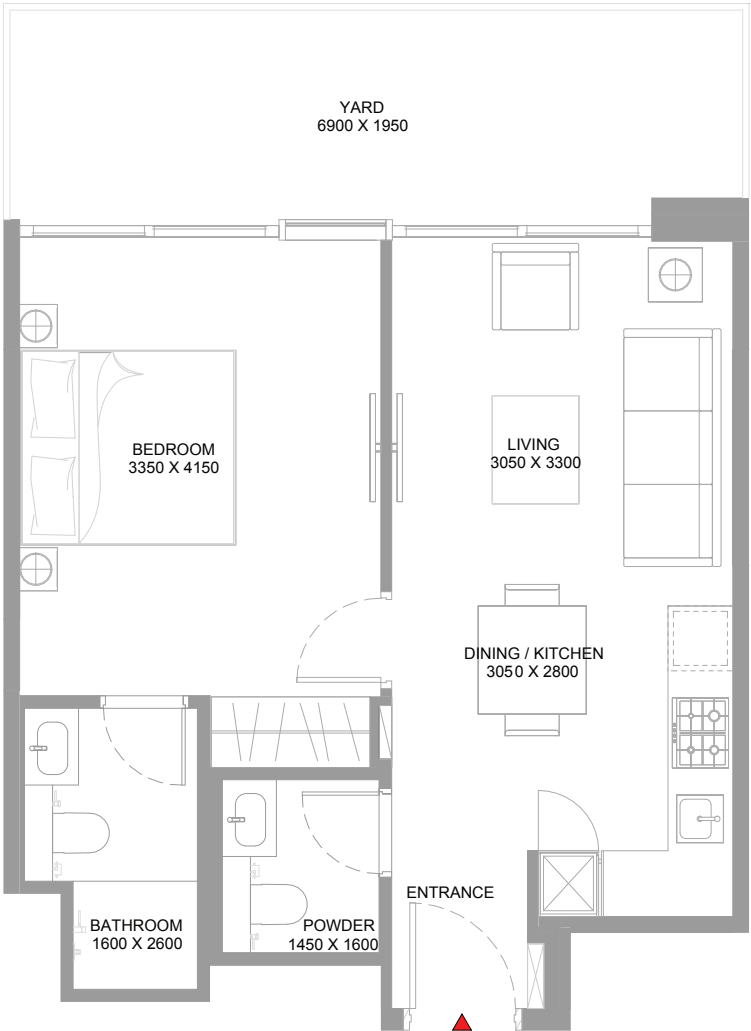
1
BEDROOM
APARTMENT

TYPE D
VARIANT 1
(with powder room + yard)

TOTAL SALEABLE AREA
SUITE RANGE = 509.67 - 510.42 SQ.FT.
YARD RANGE = 151.99 - 152.85 SQ.FT.
TOTAL RANGE = 662.20 - 663.27 SQ.FT.

List of unit numbers with this unit plan:

IEWS
Amenity
C-206, B-202, A-214



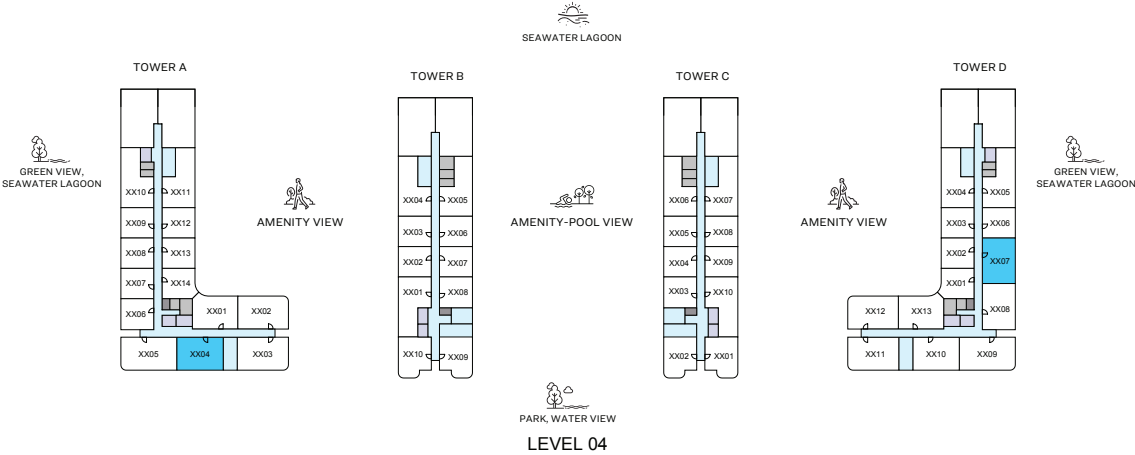
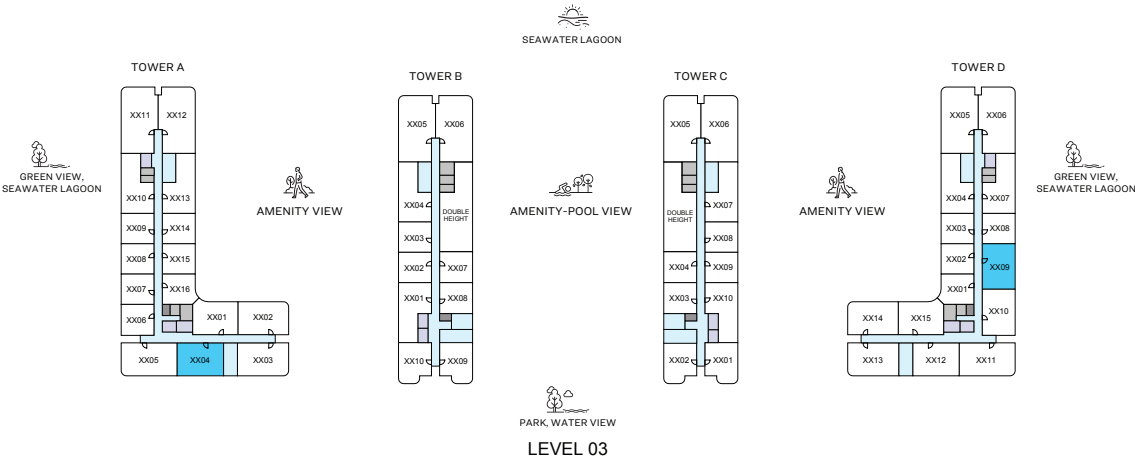
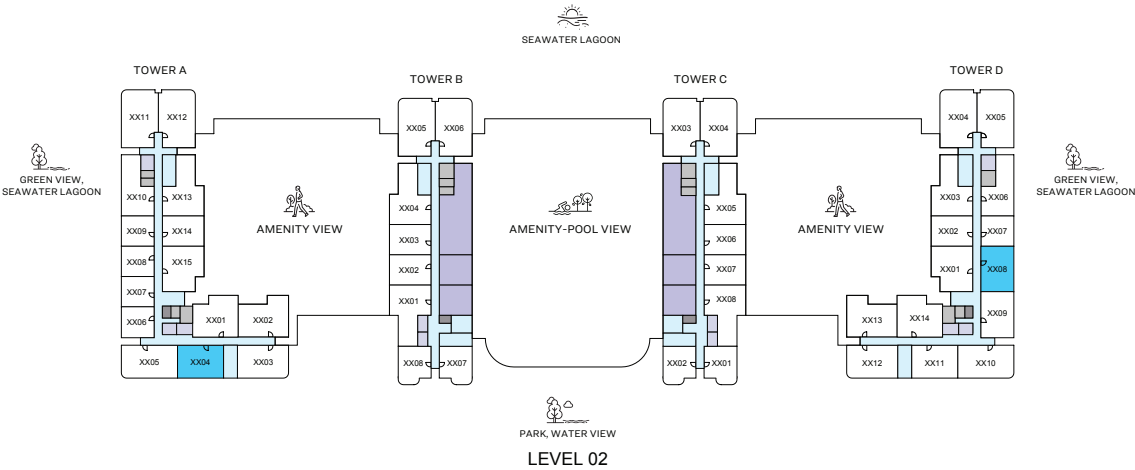
1
BEDROOM
APARTMENT

TYPE D
VARIANT 1
(with powder room + yard)

TOTAL SALEABLE AREA
SUITE RANGE = 509.67 - 510.42 SQ.FT.
YARD RANGE = 151.99 - 152.85 SQ.FT.
TOTAL RANGE = 662.20 - 663.27 SQ.FT.

List of unit numbers with this unit plan:

IEWS
Amenity
C-206, B-202, A-214



2

BEDROOM
APARTMENT

TYPE A

(with balcony)

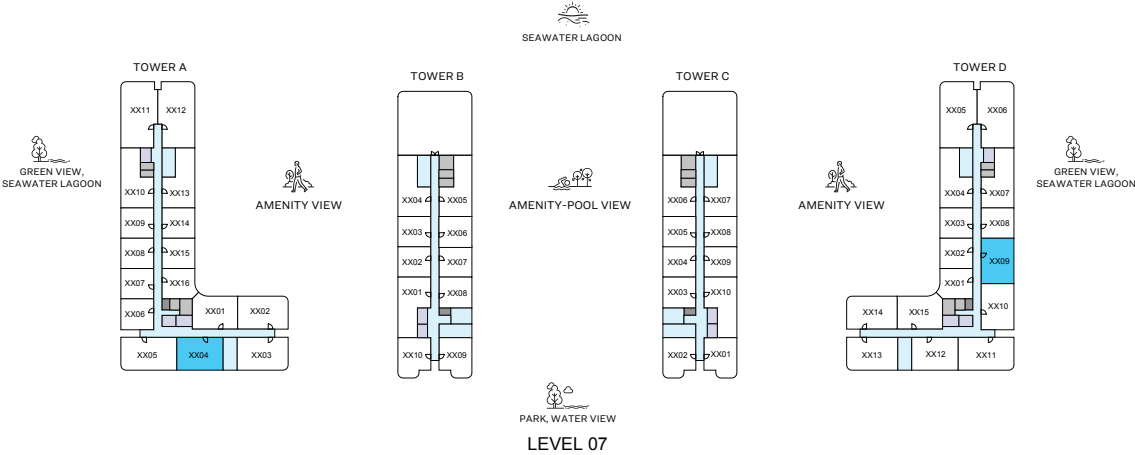
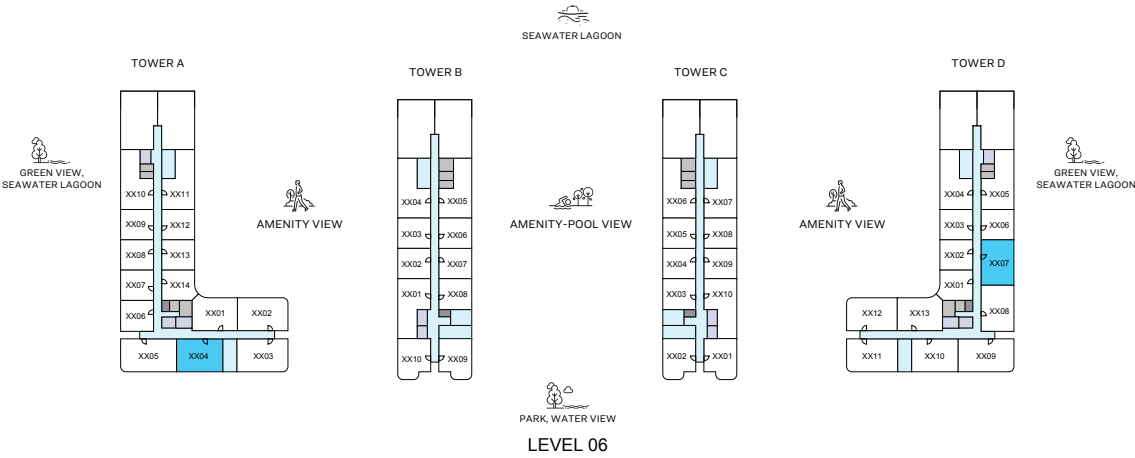
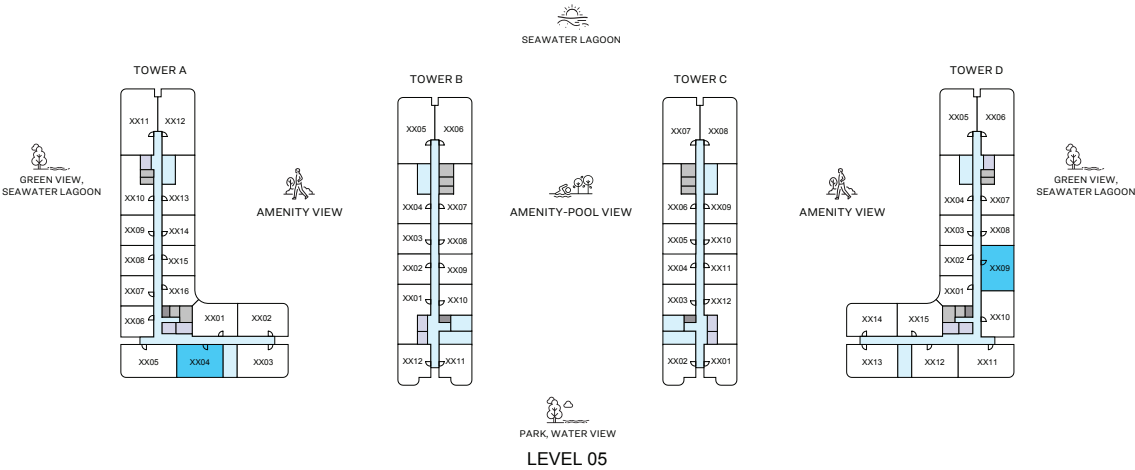
TOTAL SALEABLE AREA
SUITE RANGE = 726.67 - 728.07 SQ.FT.
BALCONY RANGE = 48.65 - 48.98 SQ.FT.
TOTAL RANGE = 775.32 - 777.05 SQ.FT.

List of unit numbers with this unit plan:

VIEWS

Green, Sea-water Lagoon
D-208, D-309, D-407, D-509, D-607, D-709, D-807, D-907

Park, Water-view
A-204, A-304, A-404, A-504, A-604, A-704, A-804, A-904



2
BEDROOM
APARTMENT

TYPE A
(with balcony)

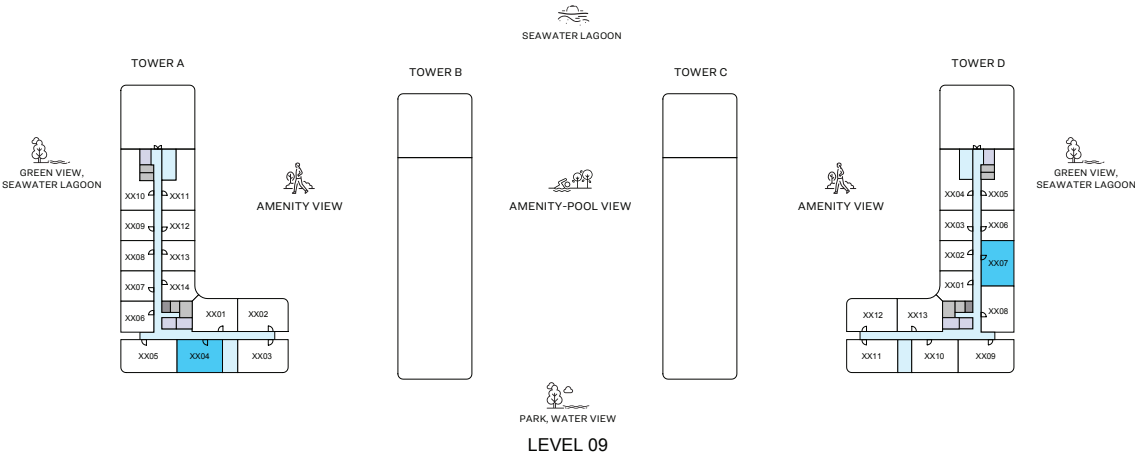
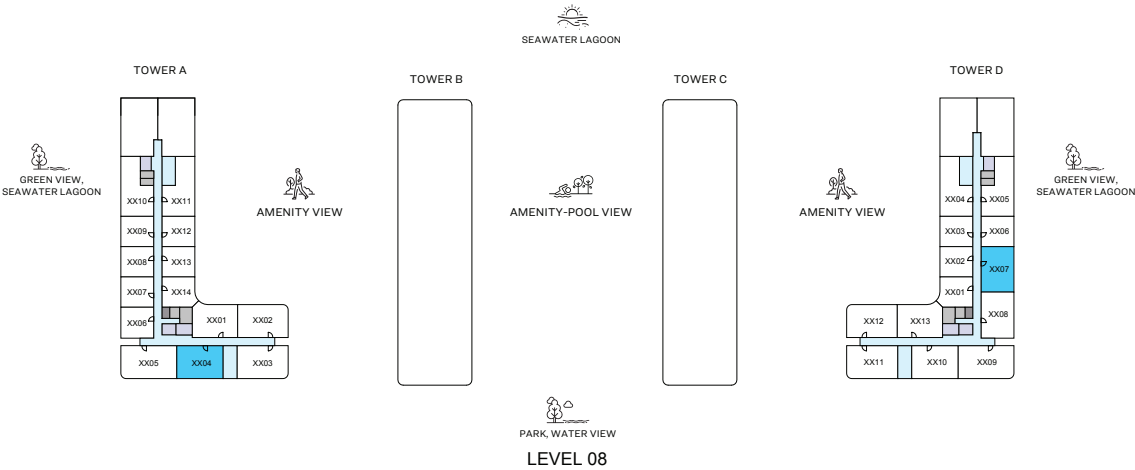
TOTAL SALEABLE AREA
SUITE RANGE = 726.67 - 728.07 SQ.FT.
BALCONY RANGE = 48.65 - 48.98 SQ.FT.
TOTAL RANGE = 775.32 - 777.05 SQ.FT.

List of unit numbers with this unit plan:

VIEWS

Green, Sea-water Lagoon
D-208, D-309, D-407, D-509, D-607, D-709, D-807, D-907

Park, Water-view
A-204, A-304, A-404, A-504, A-604, A-704, A-804, A-904



2

BEDROOM
APARTMENT

TYPE A

(with balcony)

TOTAL SALEABLE AREA
SUITE RANGE = 726.67 - 728.07 SQ.FT.
BALCONY RANGE = 48.65 - 48.98 SQ.FT.
TOTAL RANGE = 775.32 - 777.05 SQ.FT.

List of unit numbers with this unit plan:

VIEWS

Green, Sea-water Lagoon
D-208, D-309, D-407, D-509, D-607, D-709, D-807, D-907

Park, Water-view
A-204, A-304, A-404, A-504, A-604, A-704, A-804, A-904



2

BEDROOM
APARTMENT

TYPE A

(with balcony)

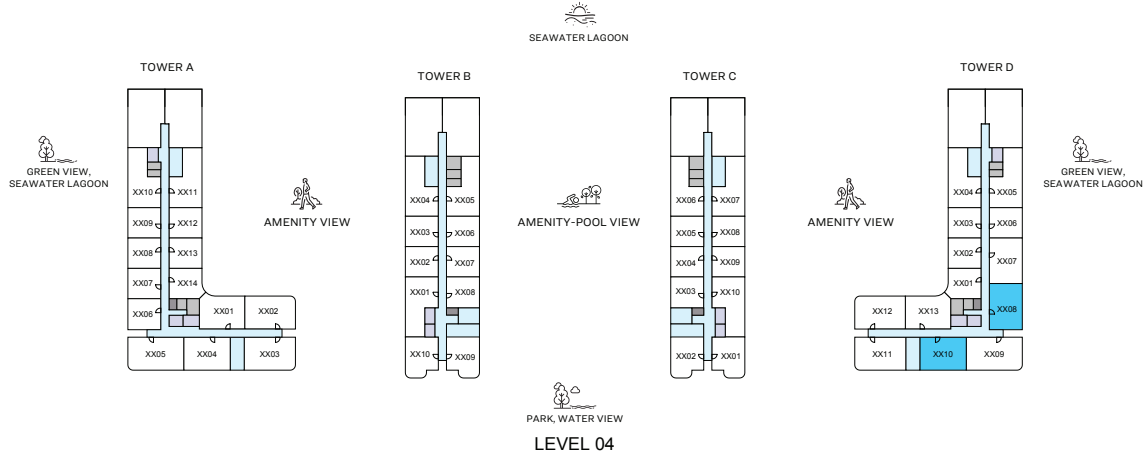
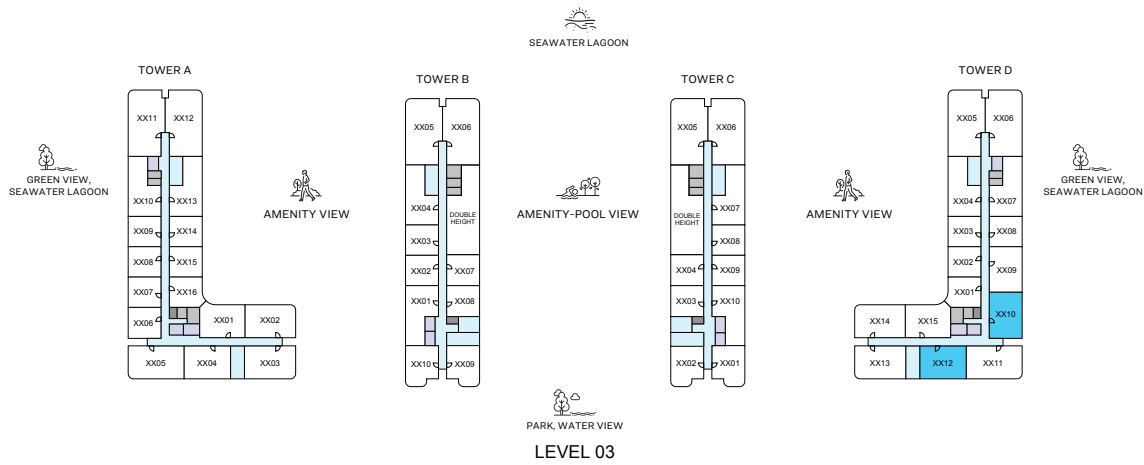
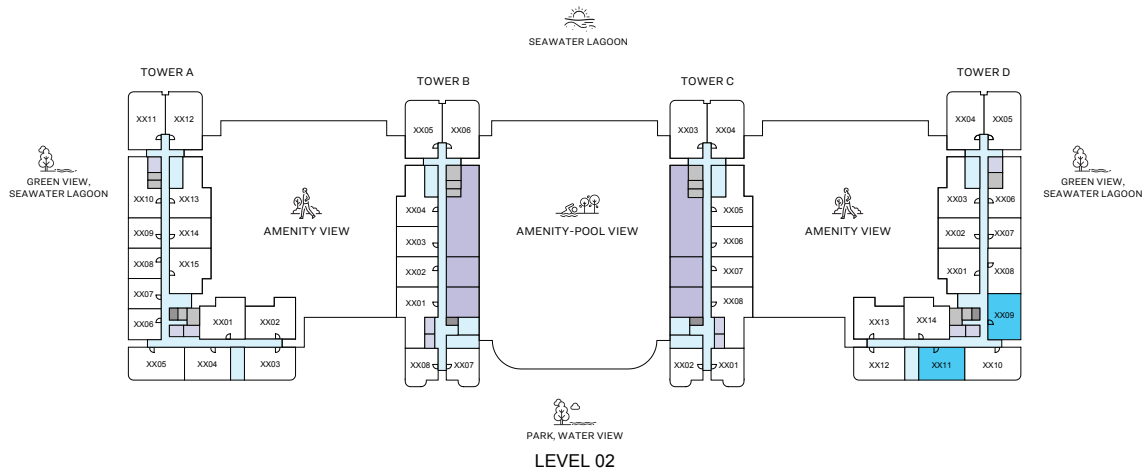
TOTAL SALEABLE AREA
SUITE RANGE = 726.67 - 728.07 SQ.FT.
BALCONY RANGE = 48.65 - 48.98 SQ.FT.
TOTAL RANGE = 775.32 - 777.05 SQ.FT.

List of unit numbers with this unit plan:

VIEWS

Green, Sea-water Lagoon
D-208, D-309, D-407, D-509, D-607, D-709, D-807, D-907

Park, Water-view
A-204, A-304, A-404, A-504, A-604, A-704, A-804, A-904



2
BEDROOM
APARTMENT

TYPE A
VARIANT 1
(with balcony)

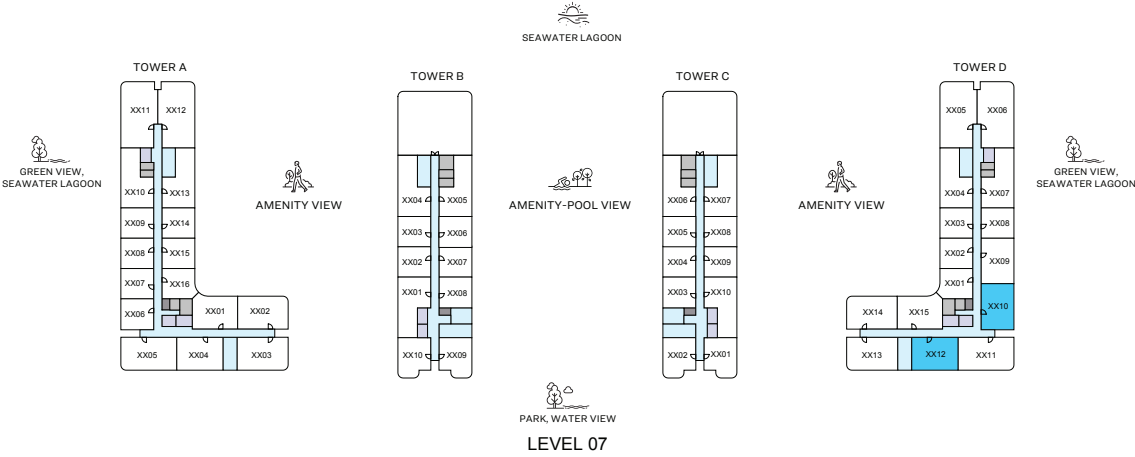
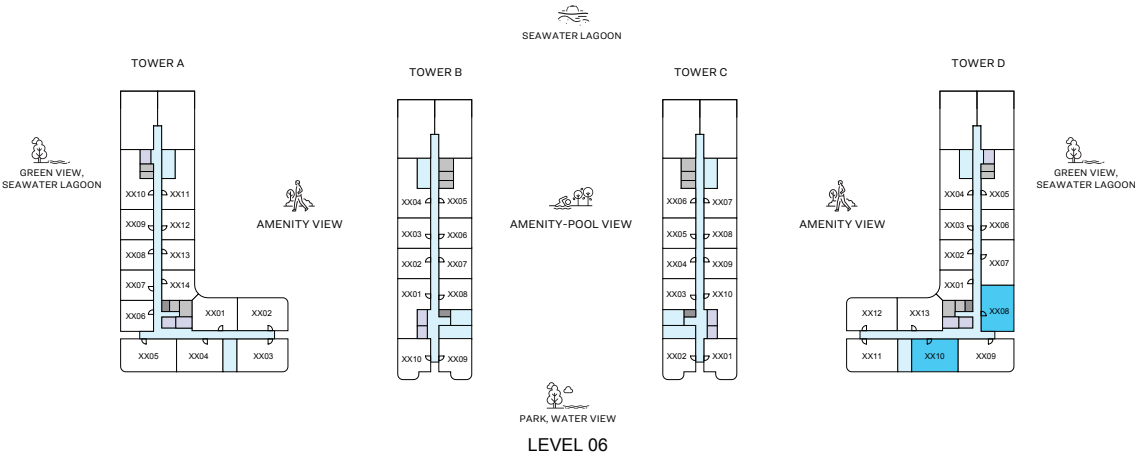
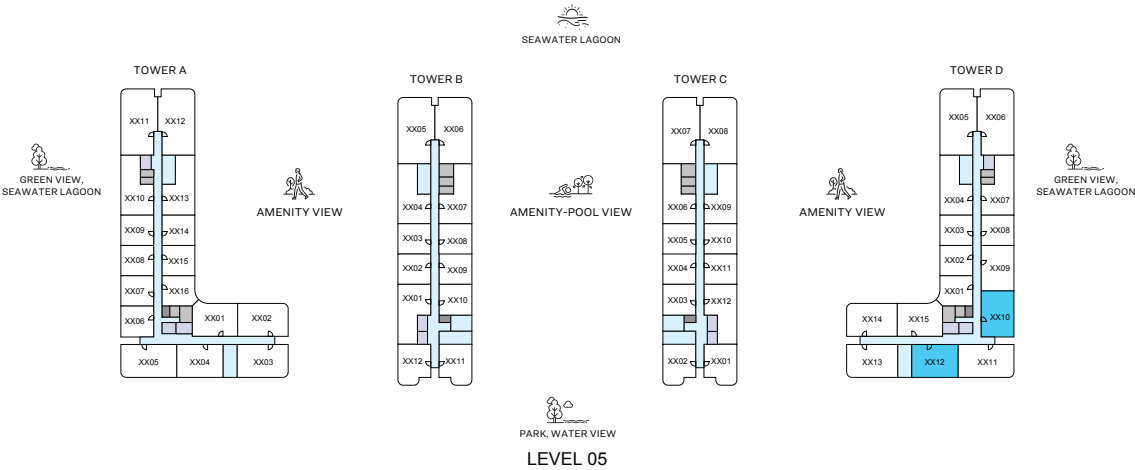
TOTAL SALEABLE AREA
SUITE RANGE = 726.99 - 728.29 SQ.FT.
BALCONY = 48.65 SQ.FT.
TOTAL RANGE = 775.65 - 776.94 SQ.FT.

List of unit numbers with this unit plan:

VIEWS

Green, Sea-water Lagoon
D-209, D-310, D-408, D-510, D-608, D-710, D-808, D-908

Park, Water-view
D-211, D-312, D-410, D-512, D-610, D-712, D-810, D-910



2
BEDROOM
APARTMENT

TYPE A
VARIANT 1
(with balcony)

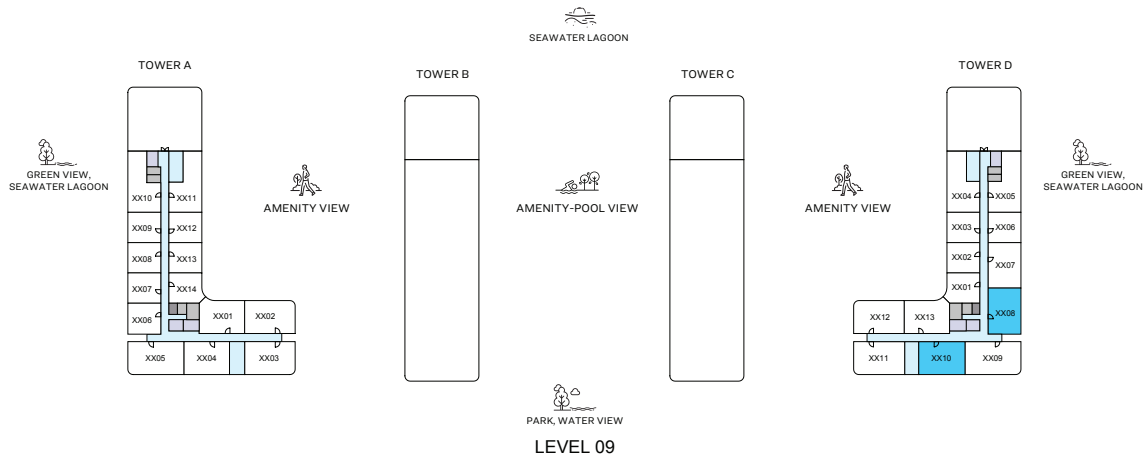
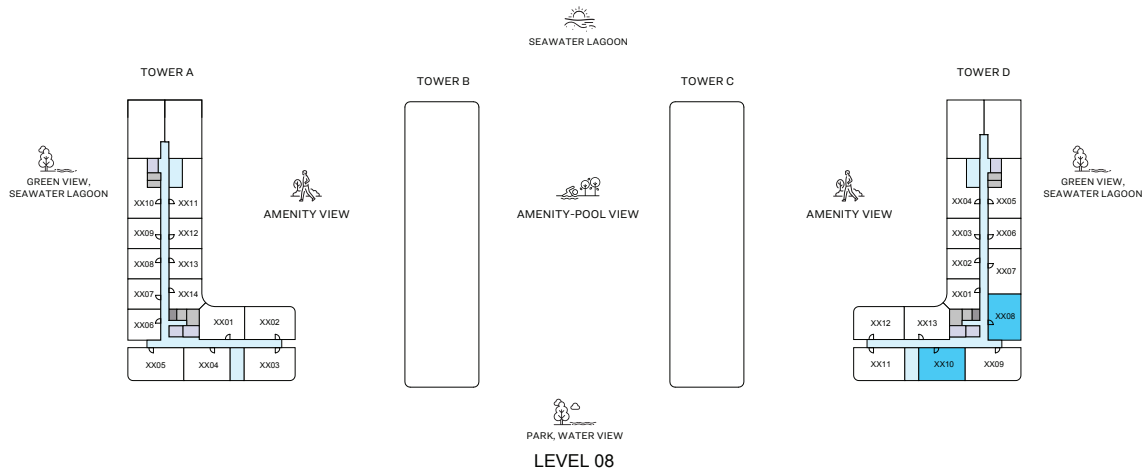
TOTAL SALEABLE AREA
SUITE RANGE = 726.99 - 728.29 SQ.FT.
BALCONY = 48.65 SQ.FT.
TOTAL RANGE = 775.65 - 776.94 SQ.FT.

List of unit numbers with this unit plan:

VIEWS

Green, Sea-water Lagoon
D-209, D-310, D-408, D-510, D-608, D-710, D-808, D-908

Park, Water-view
D-211, D-312, D-410, D-512, D-610, D-712, D-810, D-910



2
BEDROOM
APARTMENT

TYPE A
VARIANT 1
(with balcony)

TOTAL SALEABLE AREA
SUITE RANGE = 726.99 - 728.29 SQ.FT.
BALCONY = 48.65 SQ.FT.
TOTAL RANGE = 775.65 - 776.94 SQ.FT.

List of unit numbers with this unit plan:

VIEWS

Green, Sea-water Lagoon
D-209, D-310, D-408, D-510, D-608, D-710, D-808, D-908

Park, Water-view
D-211, D-312, D-410, D-512, D-610, D-712, D-810, D-910



2
BEDROOM
APARTMENT

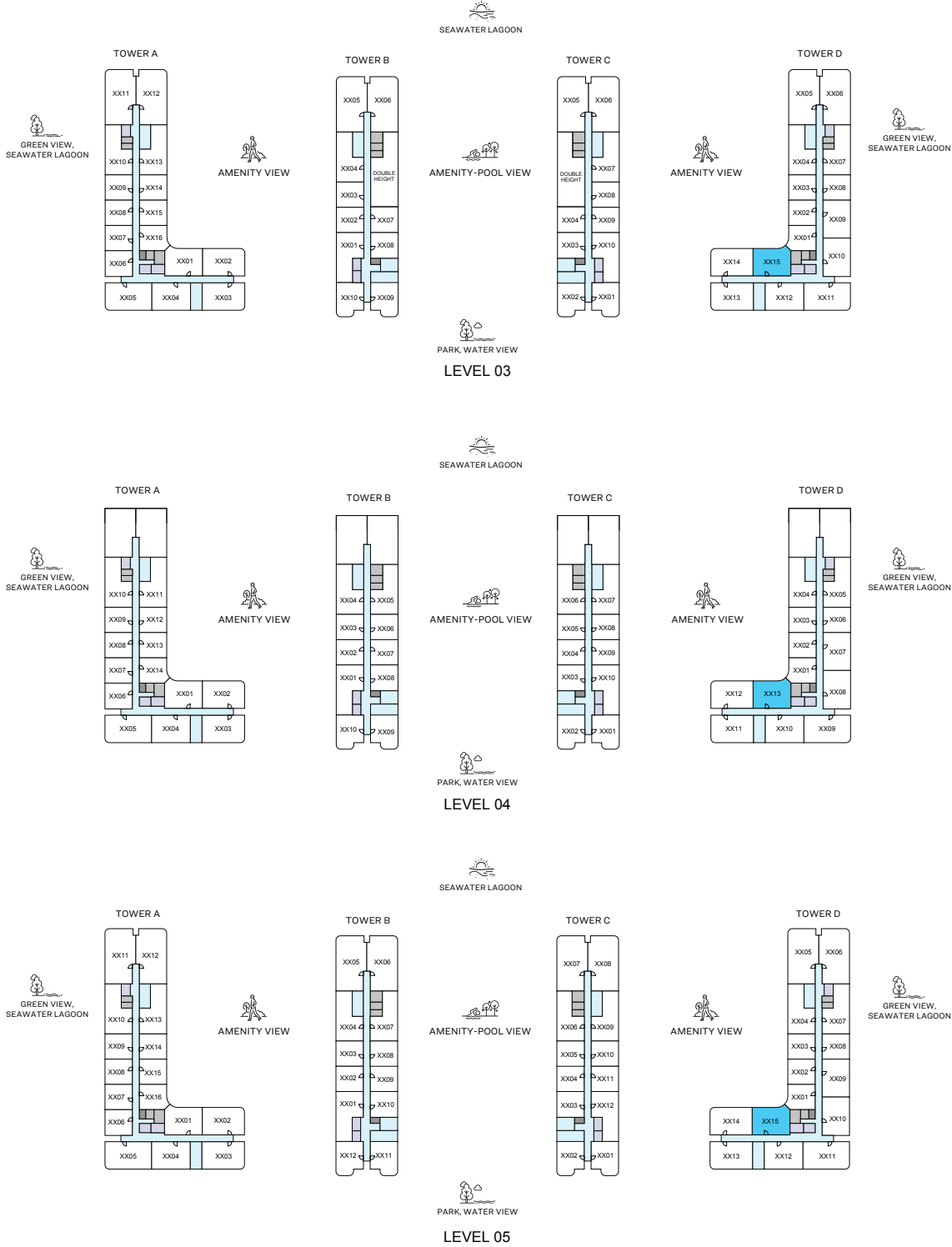
TYPE A
VARIANT 1
(with balcony)

TOTAL SALEABLE AREA
SUITE RANGE = 726.99 - 728.29 SQ.FT.
BALCONY = 48.65 SQ.FT.
TOTAL RANGE = 775.65 - 776.94 SQ.FT.

List of unit numbers with this unit plan:

VIEWS

Green, Sea-water Lagoon
D-209, D-310, D-408, D-510, D-608, D-710, D-808, D-908
Park, Water-view
D-211, D-312, D-410, D-512, D-610, D-712, D-810, D-910



2
BEDROOM
APARTMENT

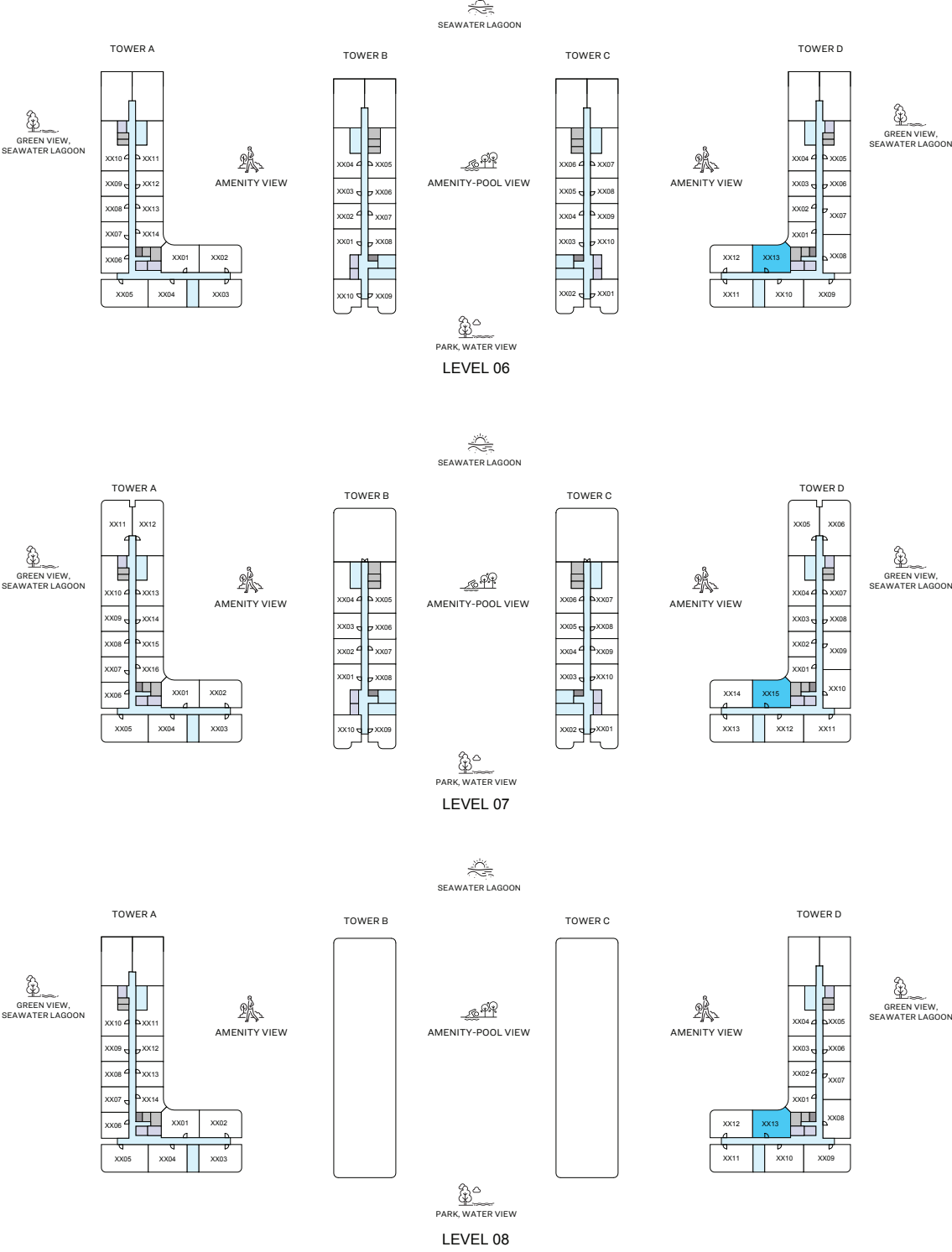
TYPE B
(with balcony)

TOTAL SALEABLE AREA
SUITE RANGE = 728.61 - 728.72 SQ.FT.
BALCONY = 57.48 SQ.FT.
TOTAL RANGE = 786.09 - 786.20 SQ.FT.

List of unit numbers with this unit plan:

VIEWS

Amenity, Sea-water Lagoon
D-315, D-413, D-515, D-613, D-715, D-813, D-913

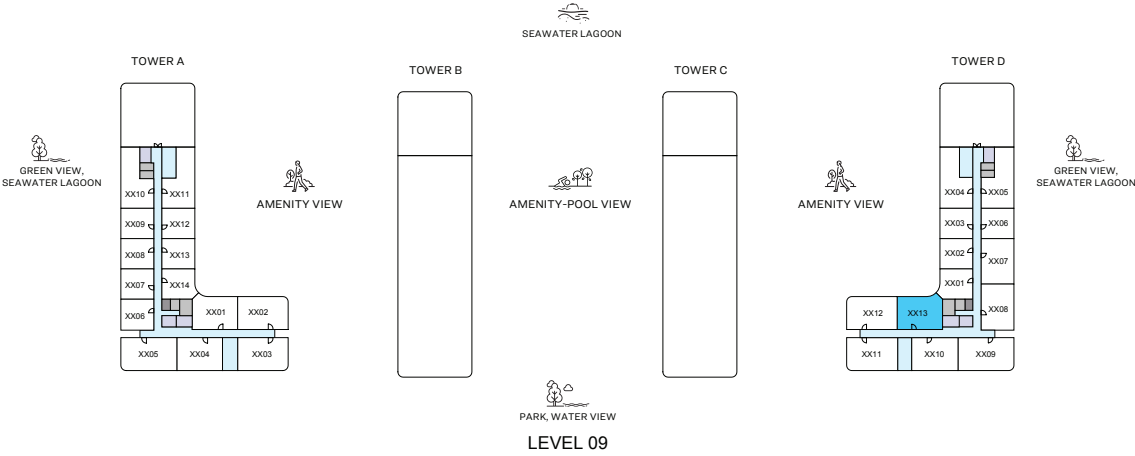


2
BEDROOM
APARTMENT

TYPE B
(with balcony)

TOTAL SALEABLE AREA
SUITE RANGE = 728.61 - 728.72 SQ.FT.
BALCONY = 57.48 SQ.FT.
TOTAL RANGE = 786.09 - 786.20 SQ.FT.

List of unit numbers with this unit plan:
VIEWS
Amenity, Sea-water Lagoon
D-315, D-413, D-515, D-613, D-715, D-813, D-913



2

BEDROOM
APARTMENT

TYPE B

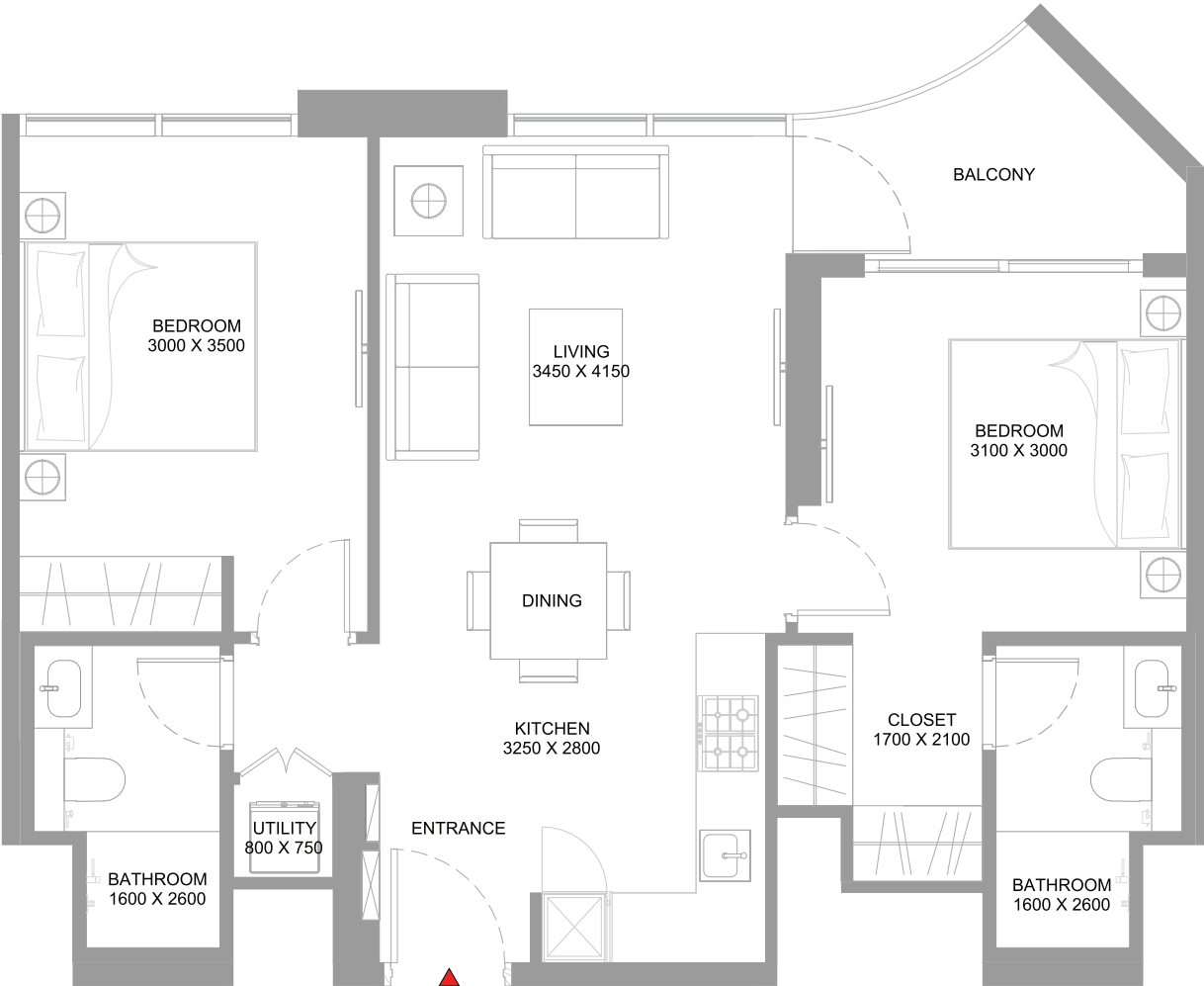
(with balcony)

TOTAL SALEABLE AREA
SUITE RANGE = 728.61 - 728.72 SQ.FT.
BALCONY = 57.48 SQ.FT.
TOTAL RANGE = 786.09 - 786.20 SQ.FT.

List of unit numbers with this unit plan:

VIEWS

Amenity, Sea-water Lagoon
D-315, D-413, D-515, D-613, D-715, D-813, D-913



2
BEDROOM
APARTMENT

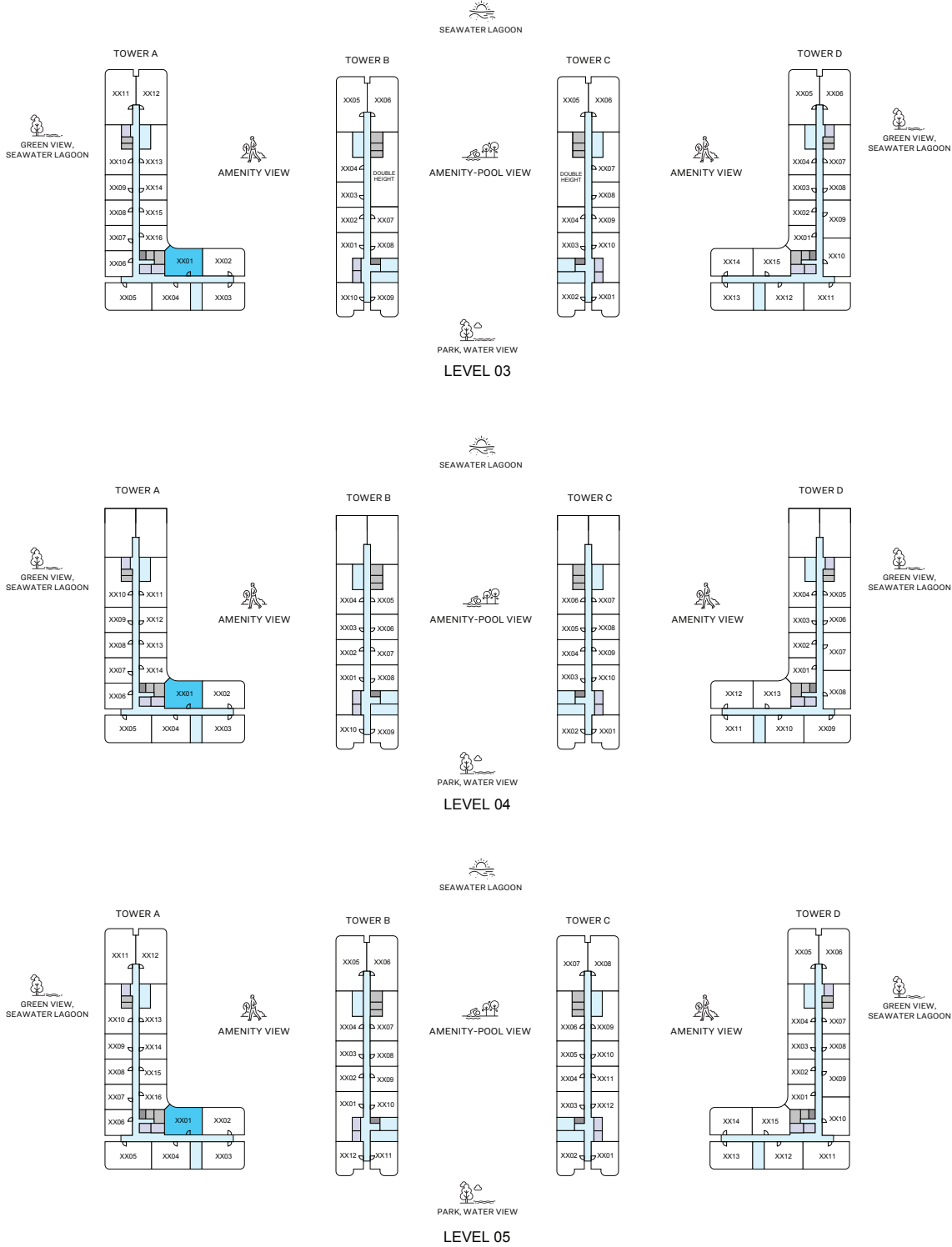
TYPE B
(with balcony)

TOTAL SALEABLE AREA
SUITE RANGE = 728.61 - 728.72 SQ.FT.
BALCONY = 57.48 SQ.FT.
TOTAL RANGE = 786.09 - 786.20 SQ.FT.

List of unit numbers with this unit plan:

VIEWS

Amenity, Sea-water Lagoon
D-315, D-413, D-515, D-613, D-715, D-813, D-913



2
BEDROOM
APARTMENT

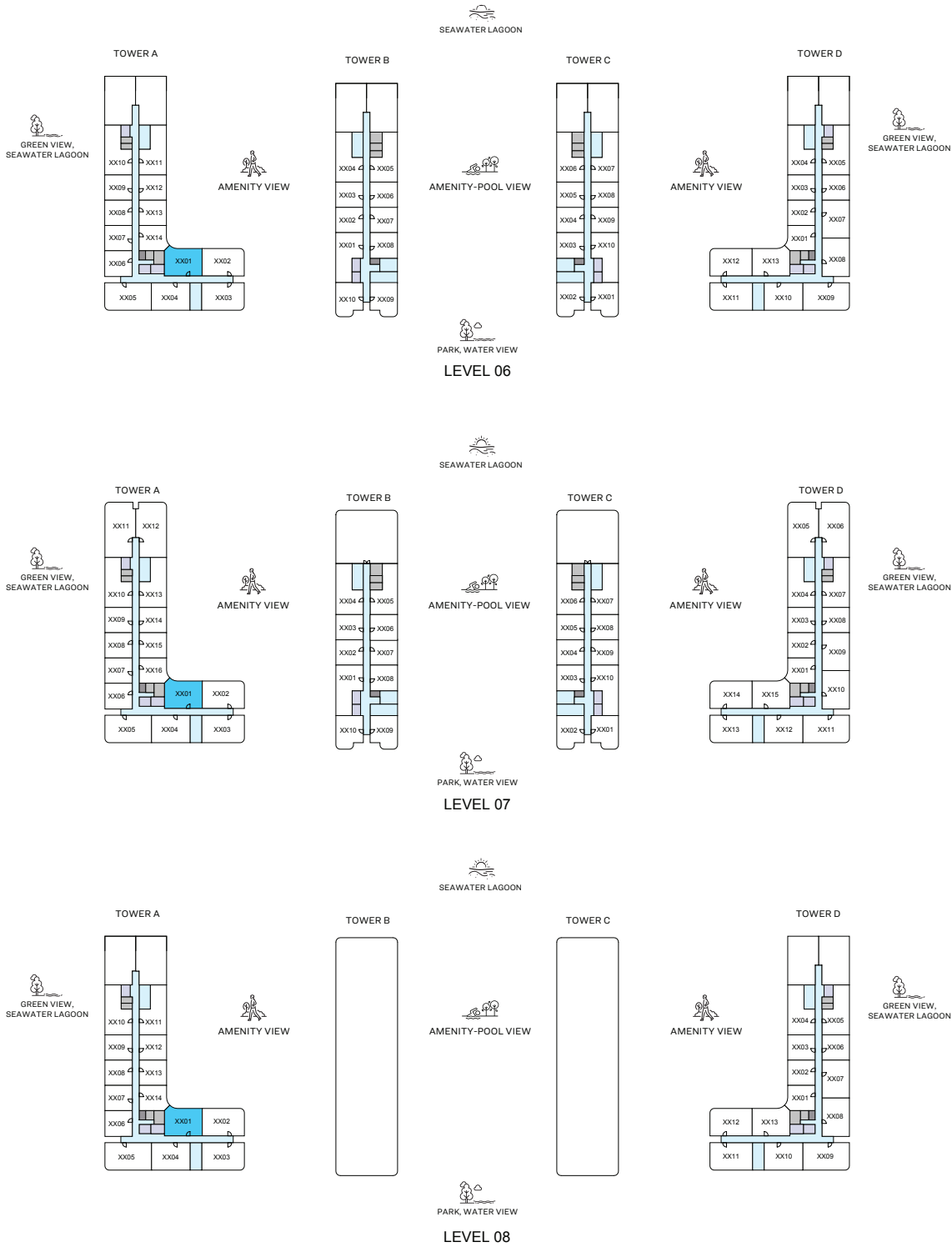
TYPE B
VARIANT 1
(with balcony)

TOTAL SALEABLE AREA
SUITE = 728.61 SQ.FT.
BALCONY = 57.48 SQ.FT.
TOTAL = 786.09 SQ.FT.

List of unit numbers with this unit plan:

VIEWS

Amenity, Sea-water Lagoon
A-301, A-401, A-501, A-601, A-701, A-801, A-901



2
BEDROOM
APARTMENT

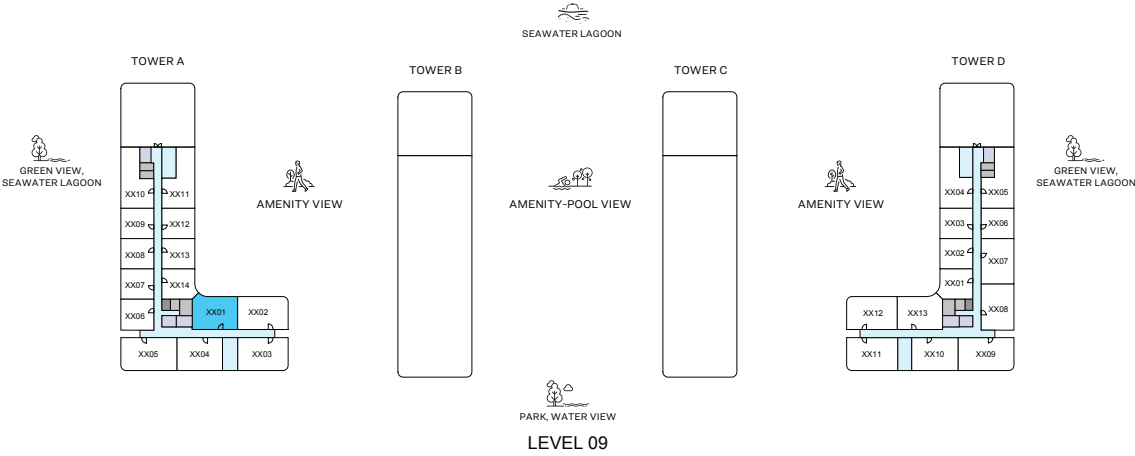
TYPE B
VARIANT 1
(with balcony)

TOTAL SALEABLE AREA
SUITE = 728.61 SQ.FT.
BALCONY = 57.48 SQ.FT.
TOTAL = 786.09 SQ.FT.

List of unit numbers with this unit plan:

VIEWS

Amenity, Sea-water Lagoon
A-301, A-401, A-501, A-601, A-701, A-801, A-901



2
BEDROOM
APARTMENT

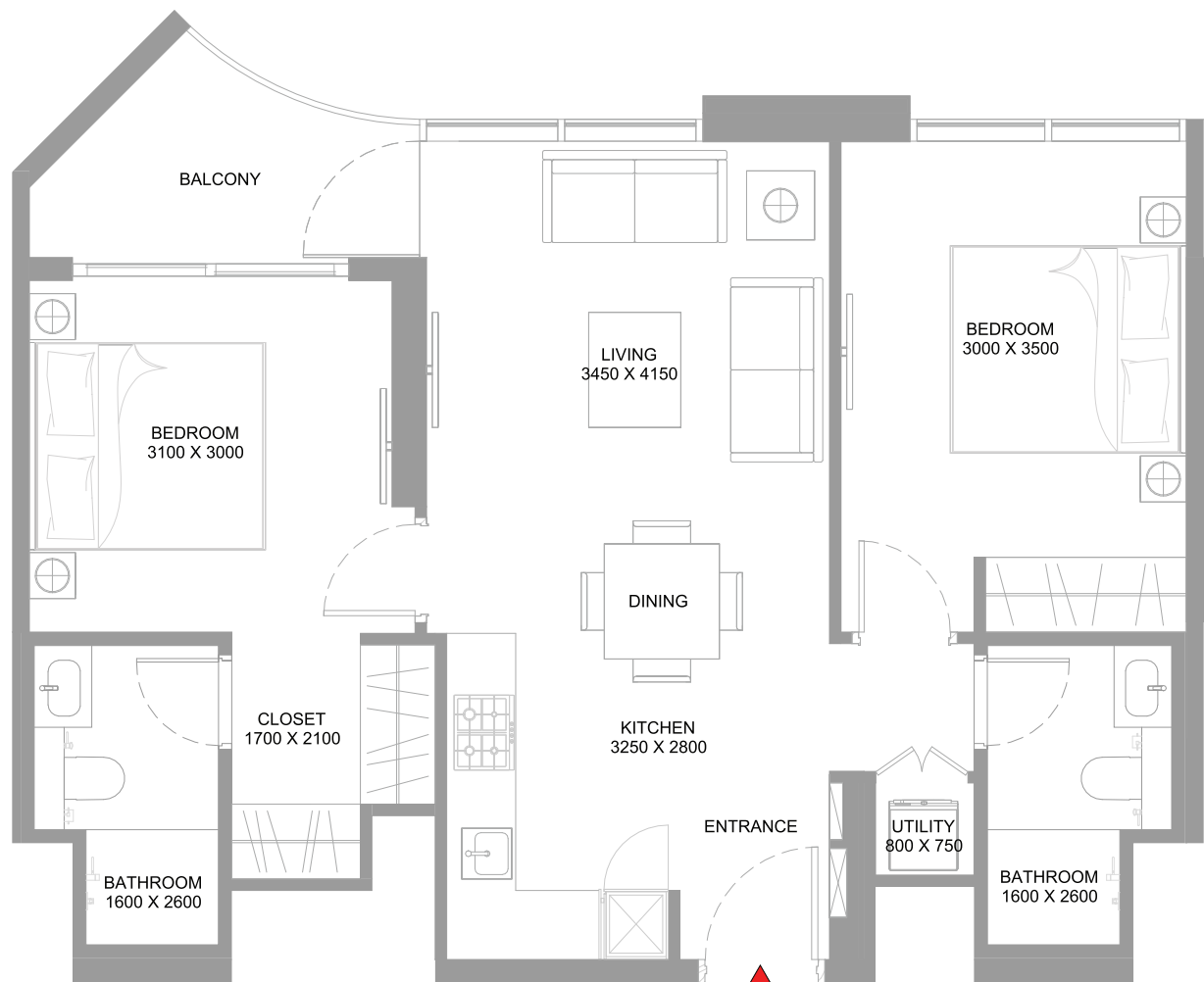
TYPE B
VARIANT 1
(with balcony)

TOTAL SALEABLE AREA
SUITE = 728.61 SQ.FT.
BALCONY = 57.48 SQ.FT.
TOTAL = 786.09 SQ.FT.

List of unit numbers with this unit plan:

VIEWS

Amenity, Sea-water Lagoon
A-301, A-401, A-501, A-601, A-701, A-801, A-901



2
BEDROOM
APARTMENT

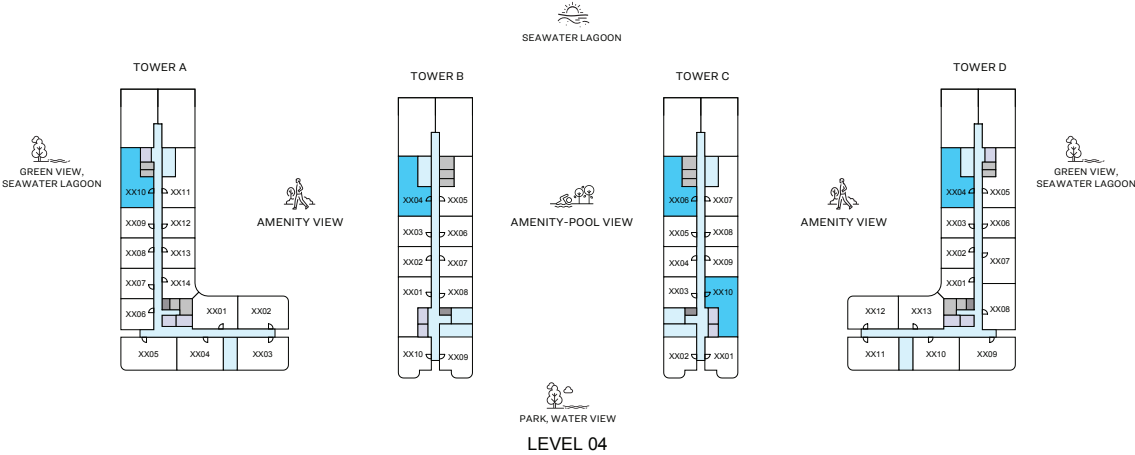
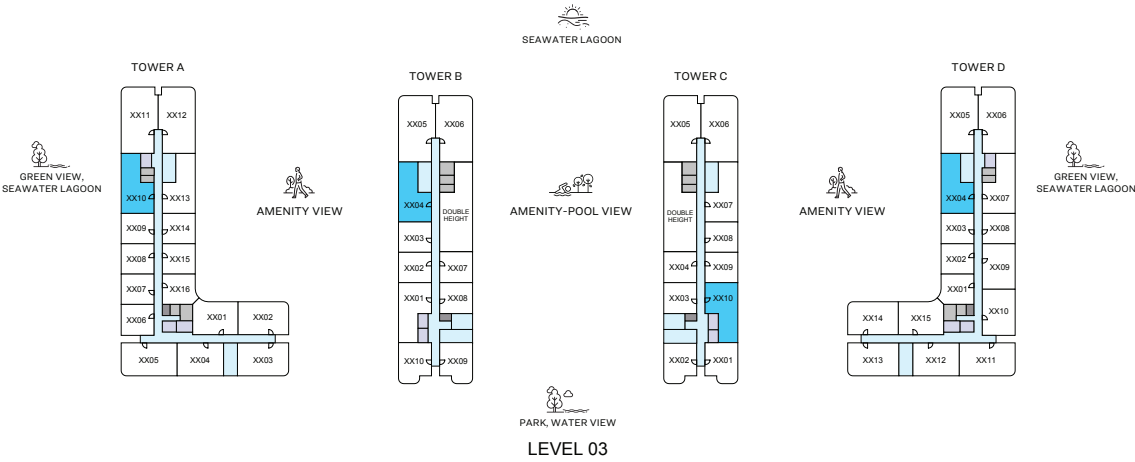
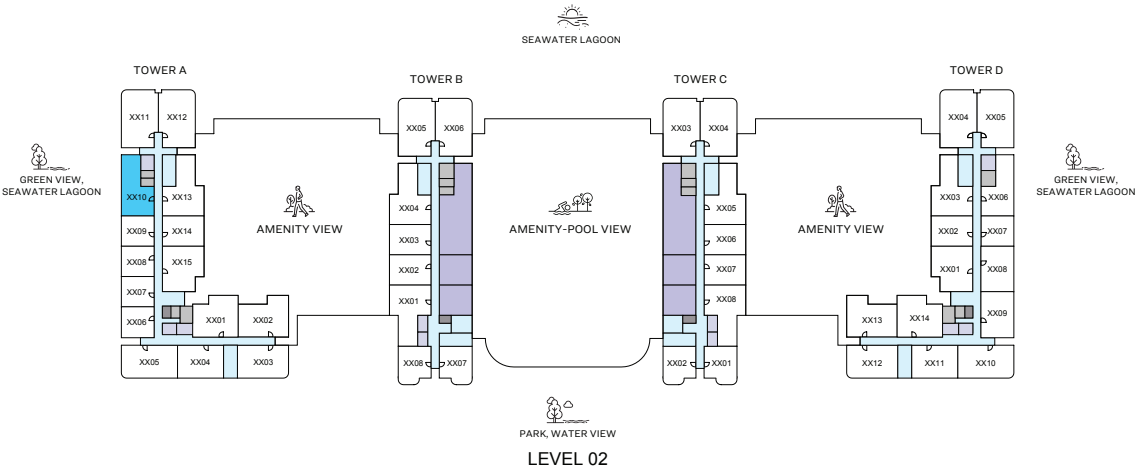
TYPE B
VARIANT 1
(with balcony)

TOTAL SALEABLE AREA
SUITE = 728.61 SQ.FT.
BALCONY = 57.48 SQ.FT.
TOTAL = 786.09 SQ.FT.

List of unit numbers with this unit plan:

VIEWS

Amenity, Sea-water Lagoon
A-301, A-401, A-501, A-601, A-701, A-801, A-901



2

BEDROOM
APARTMENT

TYPE C

(with balcony)

TOTAL SALEABLE AREA
SUITE RANGE = 794.48 - 795.45 SQ.FT.
BALCONY RANGE = 44.56 - 44.67 SQ.FT.
TOTAL RANGE = 839.05 - 840.02 SQ.FT.

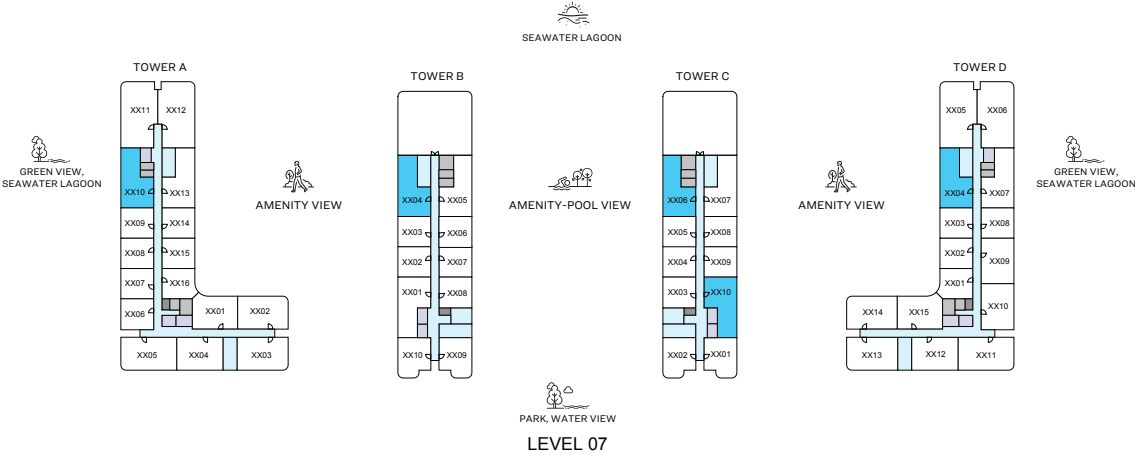
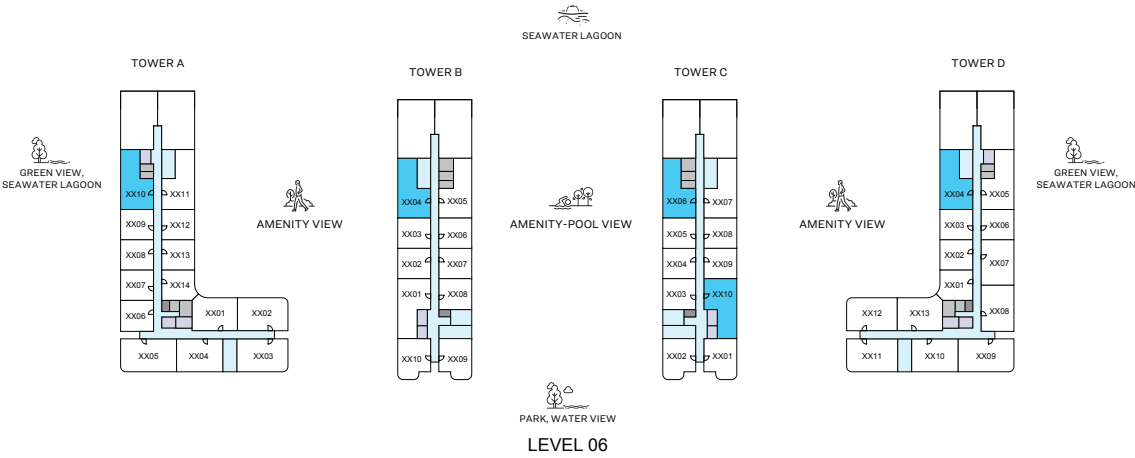
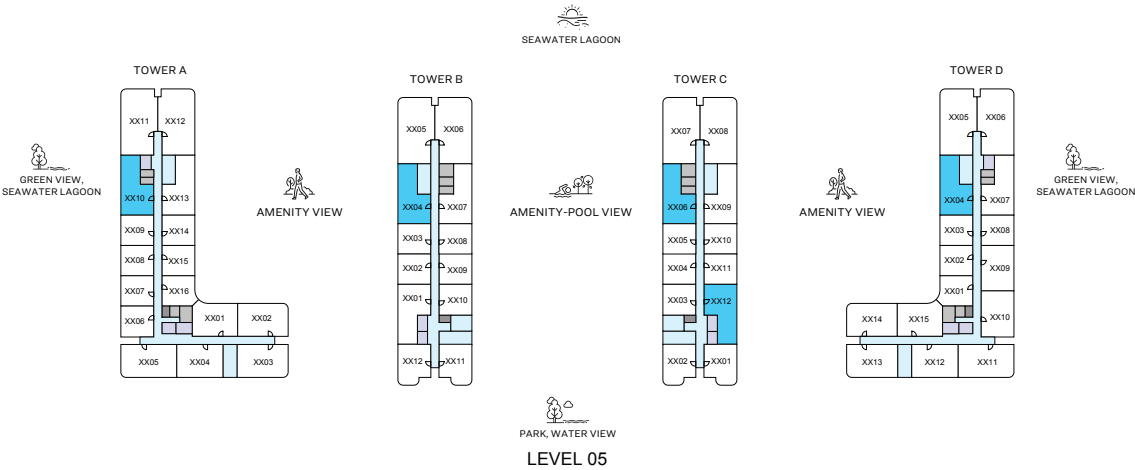
List of unit numbers with this unit plan:

VIEWS

Amenity, Pool, Sea-water Lagoon
C-406, C-506, C-606, C-706

Amenity, Sea-water Lagoon
D-304, C-310, B-304, D-404, C-410, B-404, D-504, C-512, B-504,
D-604, C-610, B-604, D-704, C-710, B-704, D-804, D-904

Green, Sea-water Lagoon
A-210, A-310, A-410, A-510, A-610, A-710, A-810, A-910



2

BEDROOM
APARTMENT

TYPE C

(with balcony)

TOTAL SALEABLE AREA
SUITE RANGE = 794.48 - 795.45 SQ.FT.
BALCONY RANGE = 44.56 - 44.67 SQ.FT.
TOTAL RANGE = 839.05 - 840.02 SQ.FT.

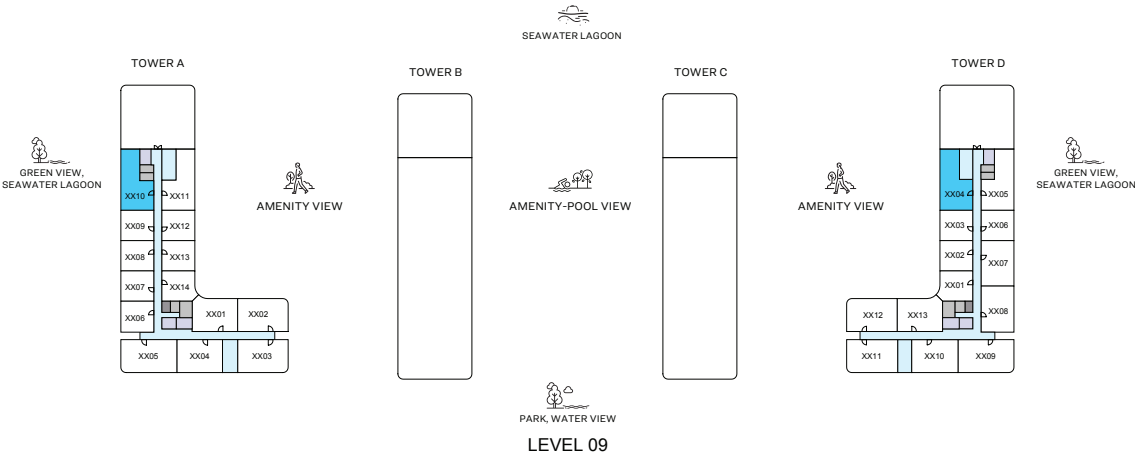
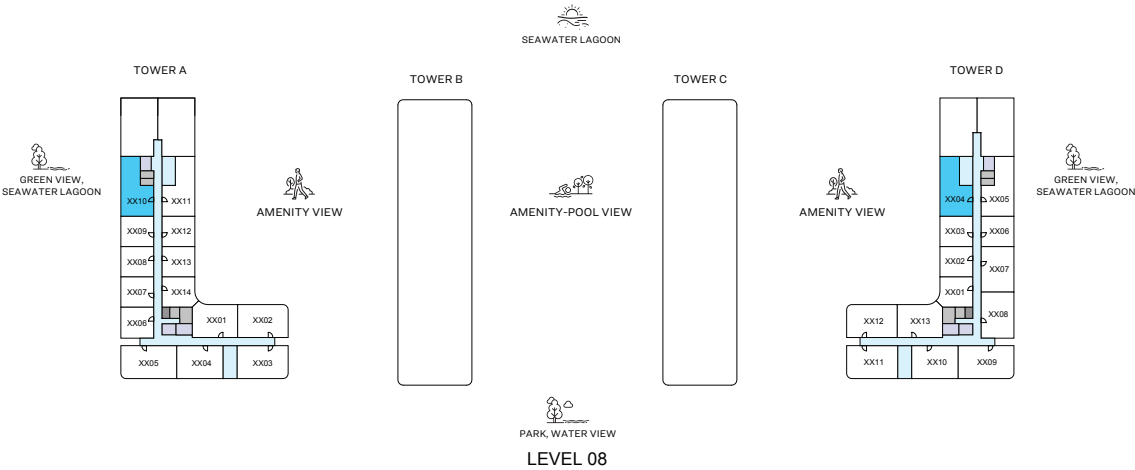
List of unit numbers with this unit plan:

VIEWS

Amenity, Pool, Sea-water Lagoon
C-406, C-506, C-606, C-706

Amenity, Sea-water Lagoon
D-304, C-310, B-304, D-404, C-410, B-404, D-504, C-512, B-504,
D-604, C-610, B-604, D-704, C-710, B-704, D-804, D-904

Green, Sea-water Lagoon
A-210, A-310, A-410, A-510, A-610, A-710, A-810, A-910



2

BEDROOM
APARTMENT

TYPE C

(with balcony)

TOTAL SALEABLE AREA
SUITE RANGE = 794.48 - 795.45 SQ.FT.
BALCONY RANGE = 44.56 - 44.67 SQ.FT.
TOTAL RANGE = 839.05 - 840.02 SQ.FT.

List of unit numbers with this unit plan:

VIEWS

Amenity, Pool, Sea-water Lagoon
C-406, C-506, C-606, C-706

Amenity, Sea-water Lagoon
D-304, C-310, B-304, D-404, C-410, B-404, D-504, C-512, B-504,
D-604, C-610, B-604, D-704, C-710, B-704, D-804, D-904

Green, Sea-water Lagoon
A-210, A-310, A-410, A-510, A-610, A-710, A-810, A-910



2

BEDROOM
APARTMENT

TYPE C

(with balcony)

TOTAL SALEABLE AREA
SUITE RANGE = 794.48 - 795.45 SQ.FT.
BALCONY RANGE = 44.56 - 44.67 SQ.FT.
TOTAL RANGE = 839.05 - 840.02 SQ.FT.

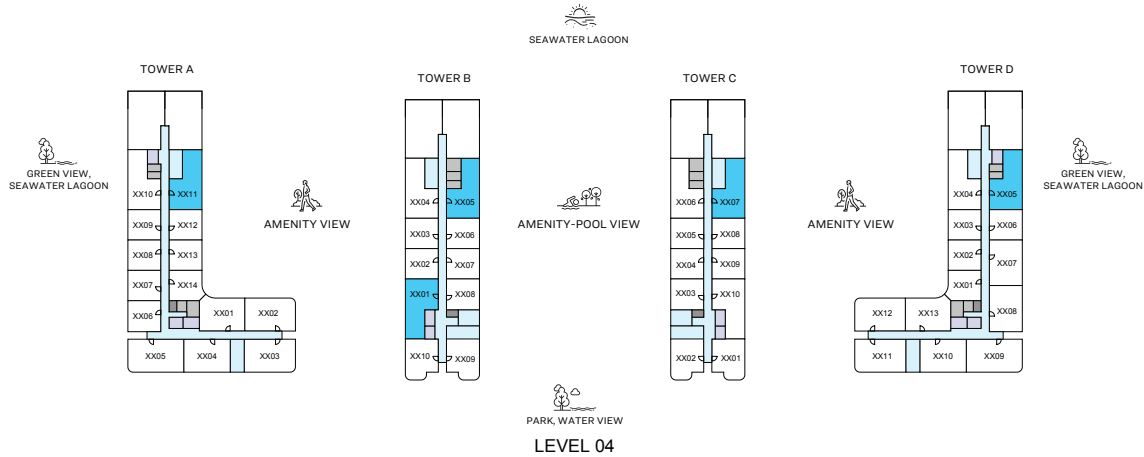
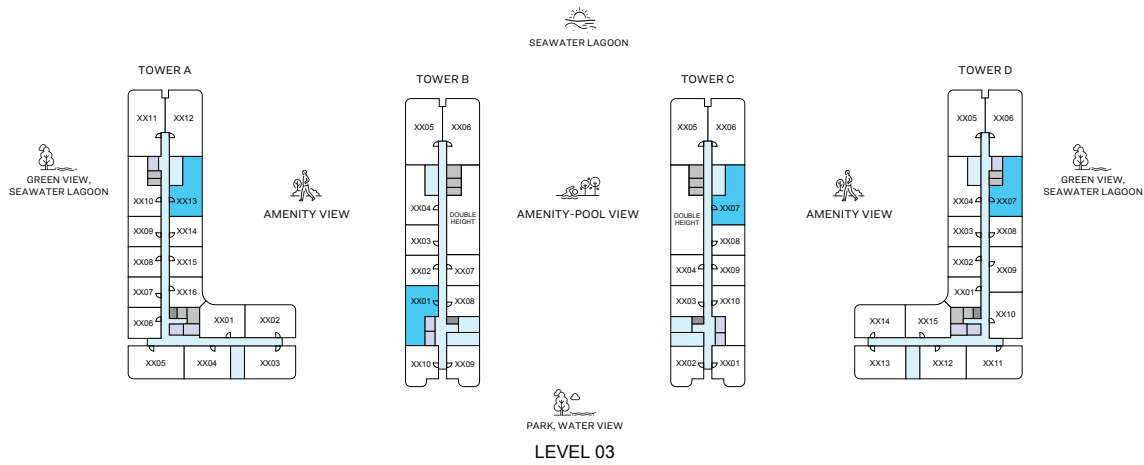
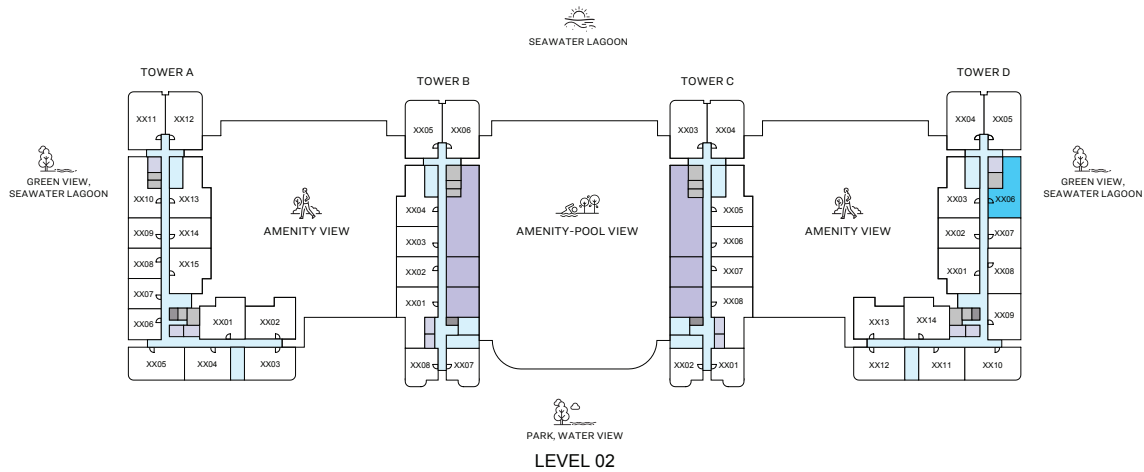
List of unit numbers with this unit plan:

VIEWS

Amenity, Pool, Sea-water Lagoon
C-406, C-506, C-606, C-706

Amenity, Sea-water Lagoon
D-304, C-310, B-304, D-404, C-410, B-404, D-504, C-512, B-504,
D-604, C-610, B-604, D-704, C-710, B-704, D-804, D-904

Green, Sea-water Lagoon
A-210, A-310, A-410, A-510, A-610, A-710, A-810, A-910



2
BEDROOM
APARTMENT

TYPE C
VARIANT 1
(with balcony)

TOTAL SALEABLE AREA
SUITE RANGE = 794.59 - 795.45 SQ.FT.
BALCONY RANGE = 44.56 - 44.67 SQ.FT.
TOTAL RANGE = 839.15 - 840.02 SQ.FT.

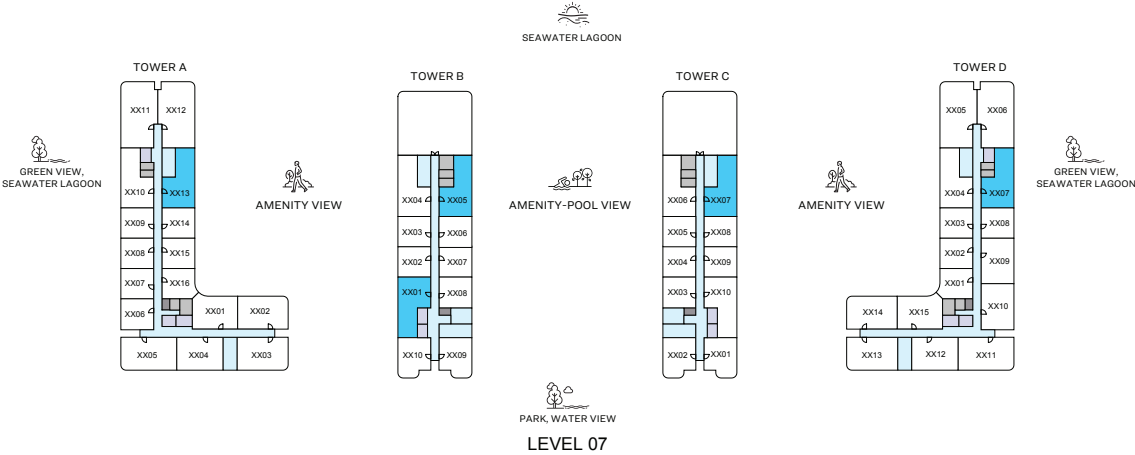
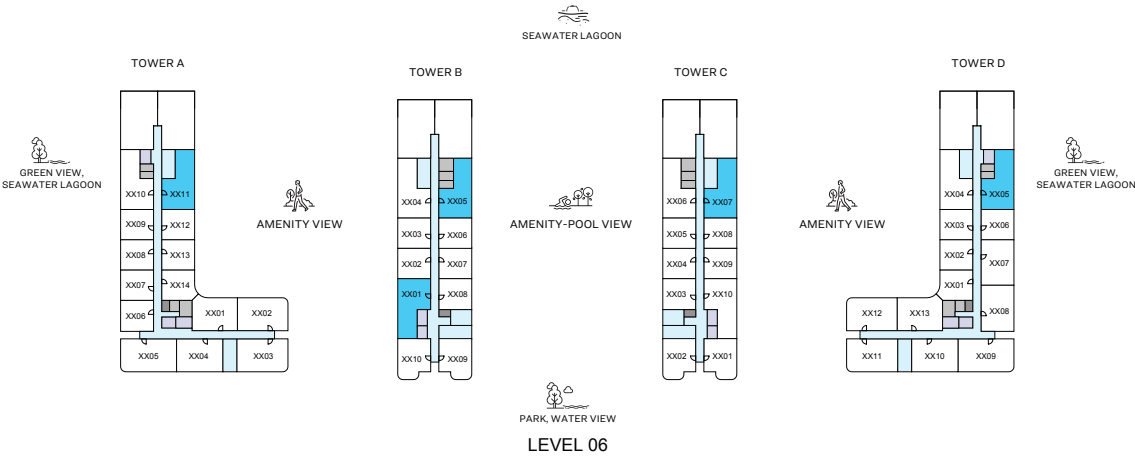
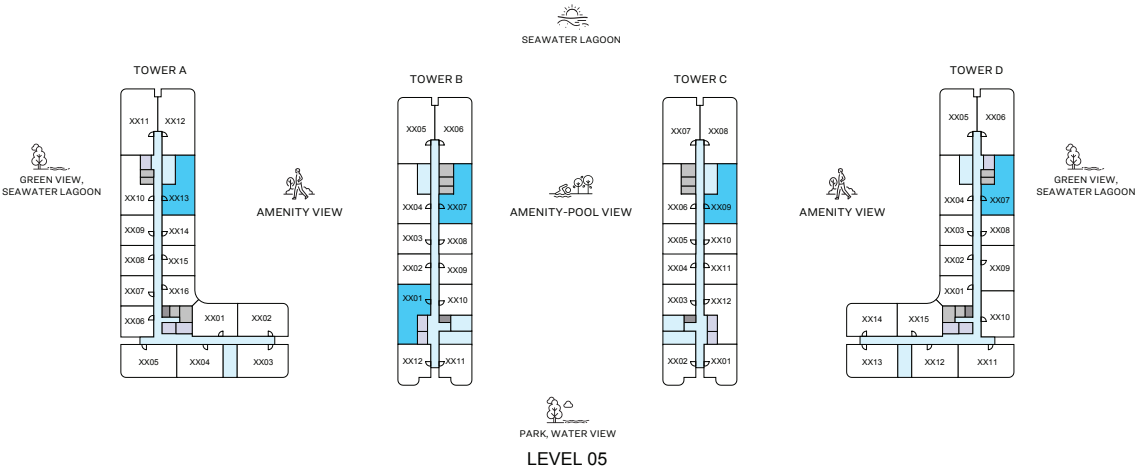
List of unit numbers with this unit plan:

VIEWS

Amenity, Pool, Sea-water Lagoon
B-405, B-507, B-605, B-705

Amenity, Sea-water Lagoon
C-307, B-301, A-313, C-407, B-401, A-411, C-509, B-501, A-513,
C-607, B-601, A-611, C-707, B-701, A-713, A-811, A-911

Green, Sea-water Lagoon
D-206, D-307, D-405, D-507, D-605, D-707, D-805, D-905



2
BEDROOM
APARTMENT

TYPE C
VARIANT 1
(with balcony)

TOTAL SALEABLE AREA
SUITE RANGE = 794.59 - 795.45 SQ.FT.
BALCONY RANGE = 44.56 - 44.67 SQ.FT.
TOTAL RANGE = 839.15 - 840.02 SQ.FT.

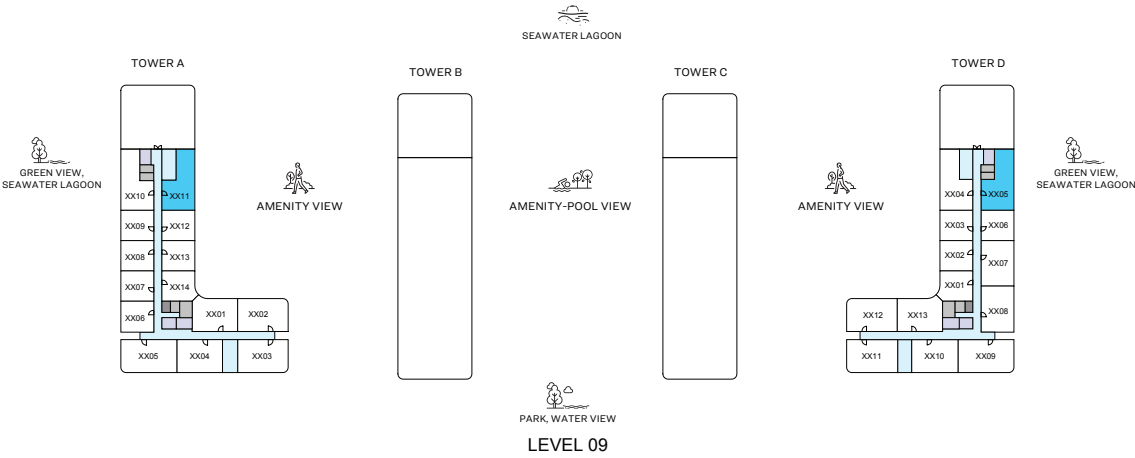
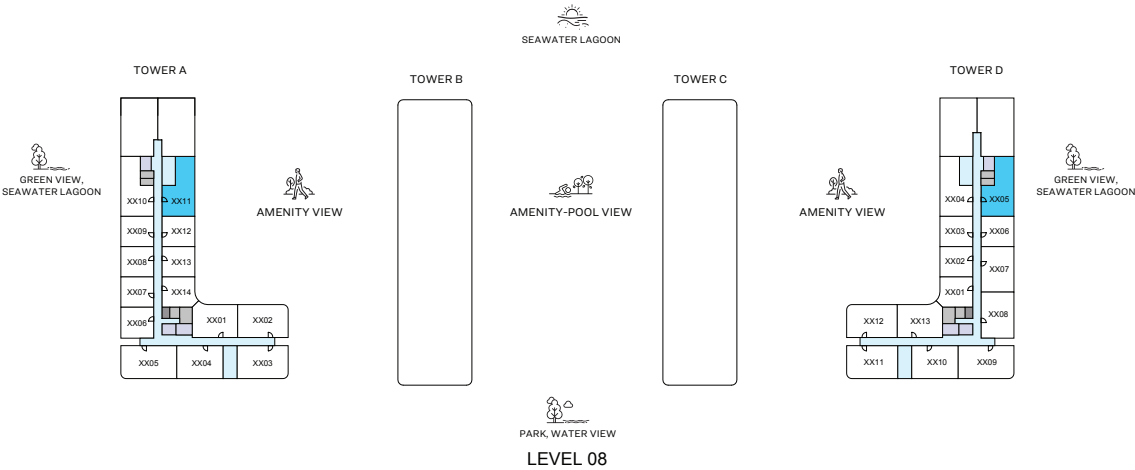
List of unit numbers with this unit plan:

VIEWS

Amenity, Pool, Sea-water Lagoon
B-405, B-507, B-605, B-705

Amenity, Sea-water Lagoon
C-307, B-301, A-313, C-407, B-401, A-411, C-509, B-501, A-513,
C-607, B-601, A-611, C-707, B-701, A-713, A-811, A-911

Green, Sea-water Lagoon
D-206, D-307, D-405, D-507, D-605, D-707, D-805, D-905



2
BEDROOM
APARTMENT

TYPE C
VARIANT 1
(with balcony)

TOTAL SALEABLE AREA
SUITE RANGE = 794.59 - 795.45 SQ.FT.
BALCONY RANGE = 44.56 - 44.67 SQ.FT.
TOTAL RANGE = 839.15 - 840.02 SQ.FT.

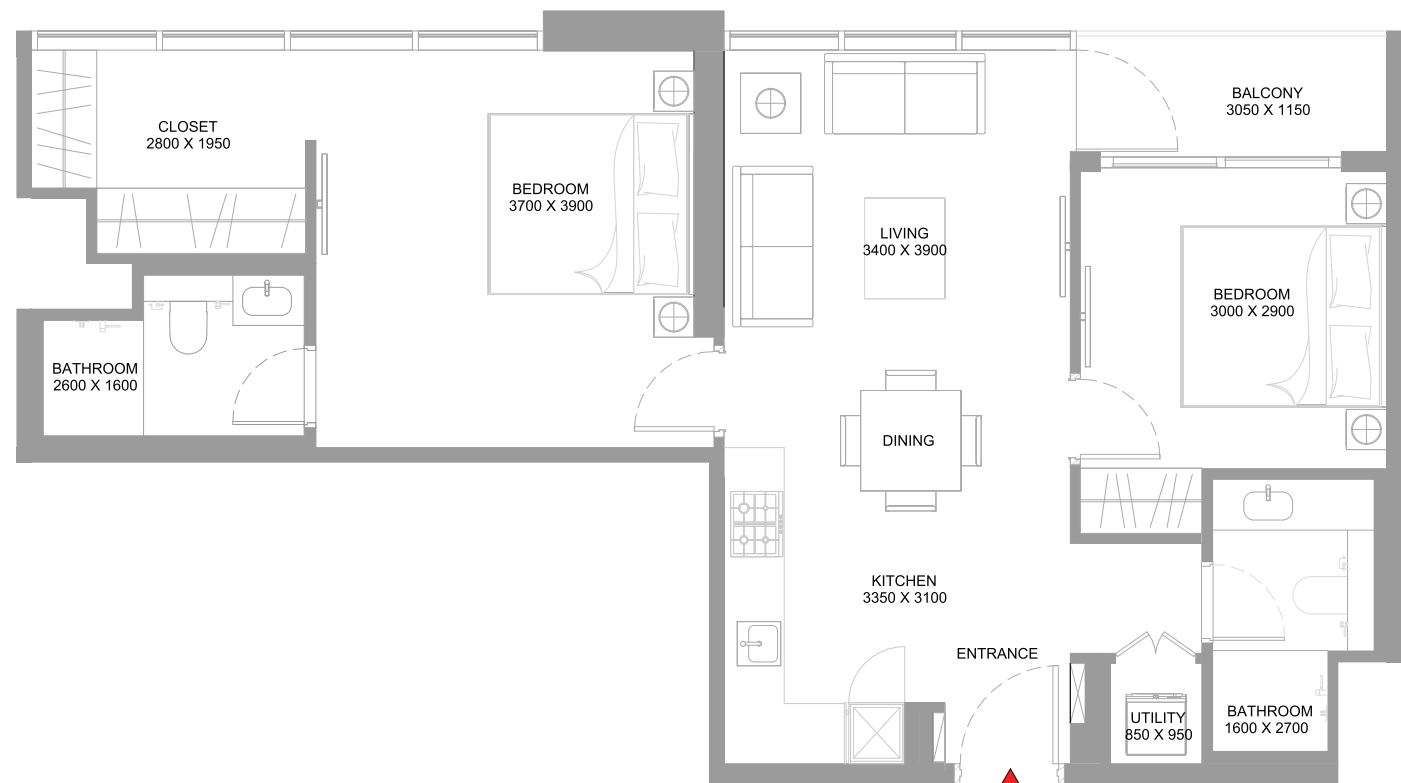
List of unit numbers with this unit plan:

VIEWS

Amenity, Pool, Sea-water Lagoon
B-405, B-507, B-605, B-705

Amenity, Sea-water Lagoon
C-307, B-301, A-313, C-407, B-401, A-411, C-509, B-501, A-513,
C-607, B-601, A-611, C-707, B-701, A-713, A-811, A-911

Green, Sea-water Lagoon
D-206, D-307, D-405, D-507, D-605, D-707, D-805, D-905



2
BEDROOM
APARTMENT

TYPE C
VARIANT 1
(with balcony)

TOTAL SALEABLE AREA
SUITE RANGE = 794.59 - 795.45 SQ.FT.
BALCONY RANGE = 44.56 - 44.67 SQ.FT.
TOTAL RANGE = 839.15 - 840.02 SQ.FT.

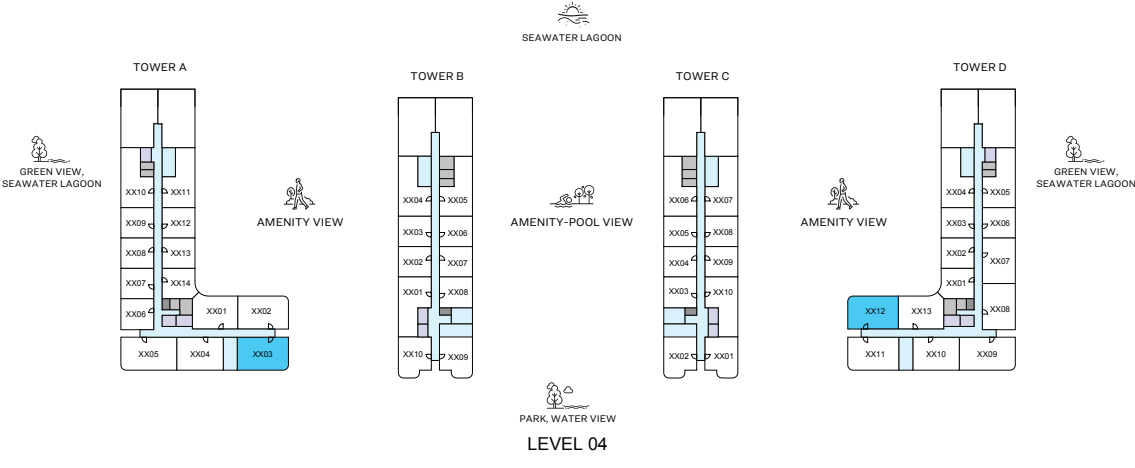
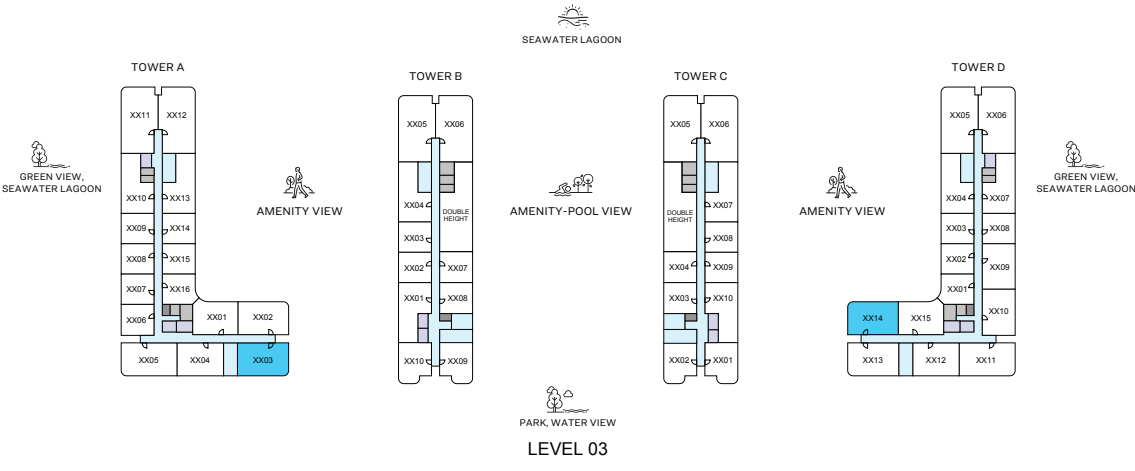
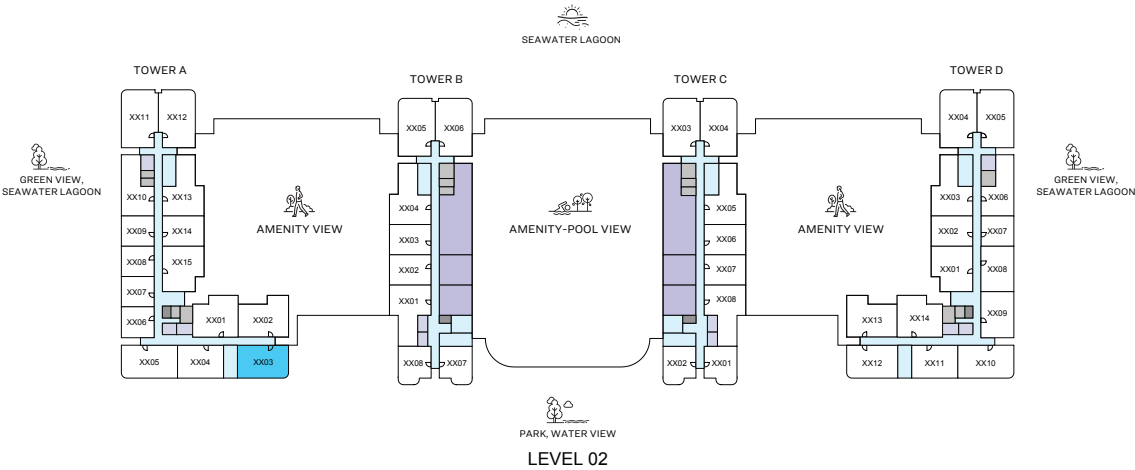
List of unit numbers with this unit plan:

VIEWS

Amenity, Pool, Sea-water Lagoon
B-405, B-507, B-605, B-705

Amenity, Sea-water Lagoon
C-307, B-301, A-313, C-407, B-401, A-411, C-509, B-501, A-513,
C-607, B-601, A-611, C-707, B-701, A-713, A-811, A-911

Green, Sea-water Lagoon
D-206, D-307, D-405, D-507, D-605, D-707, D-805, D-905



2

BEDROOM
APARTMENT

TYPE D

(with balcony)

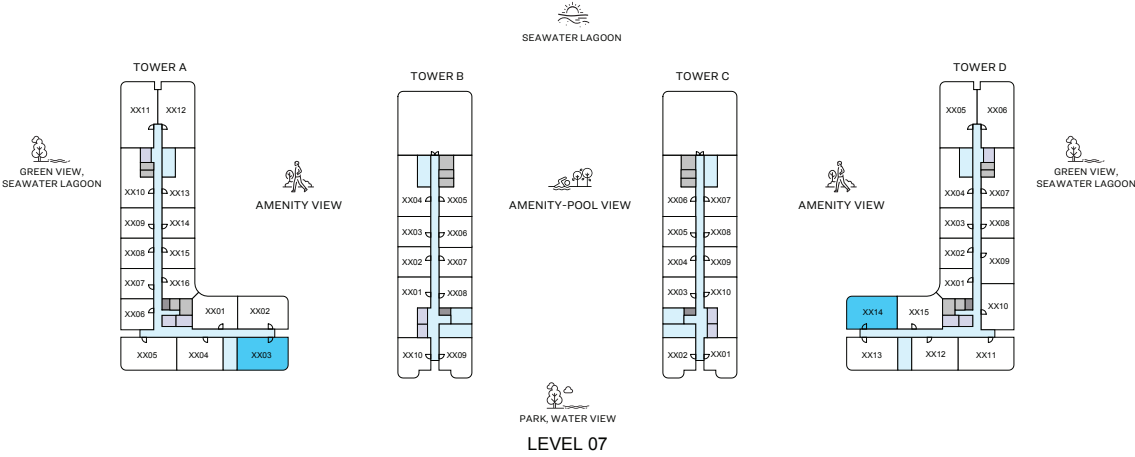
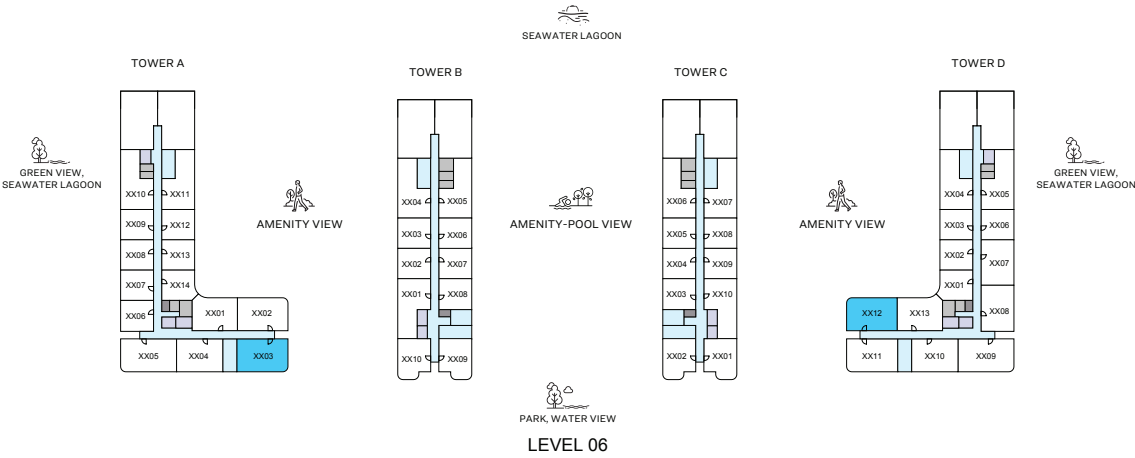
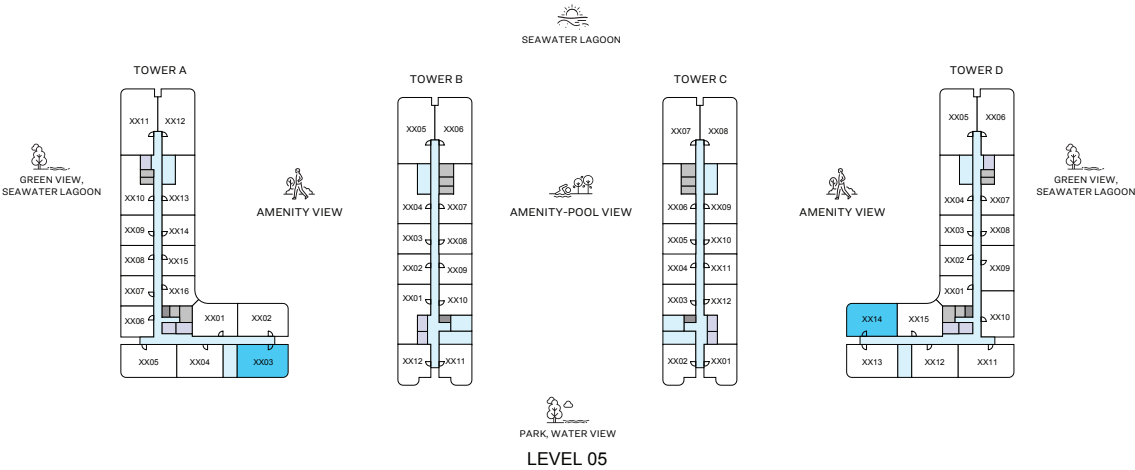
TOTAL SALEABLE AREA
SUITE RANGE = 804.71 - 808.05 SQ.FT.
BALCONY RANGE = 56.19 - 59.63 SQ.FT.
TOTAL RANGE = 864.23 - 865.31 SQ.FT.

List of unit numbers with this unit plan:

VIEWS

Amenity, Sea-water Lagoon
D-314, D-412, D-514, D-612, D-714, D-812, D-912

Park, Water-view
A-203, A-303, A-403, A-503, A-603, A-703, A-803, A-903



2
BEDROOM
APARTMENT

TYPE D
(with balcony)

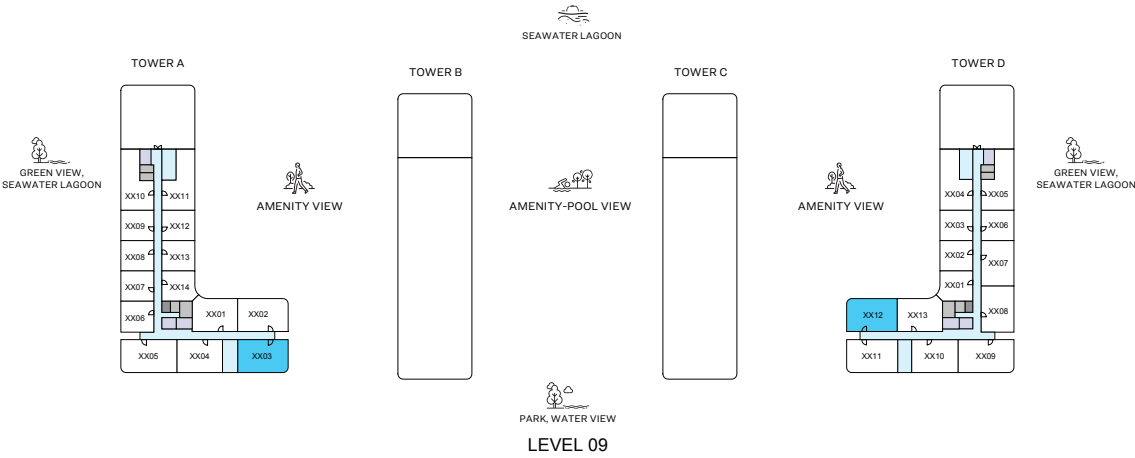
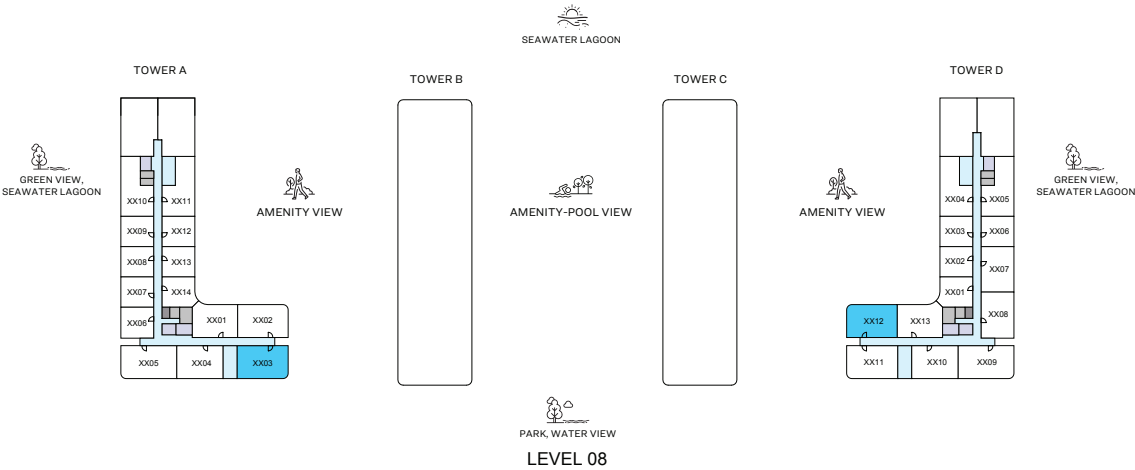
TOTAL SALEABLE AREA
SUITE RANGE = 804.71 - 808.05 SQ.FT.
BALCONY RANGE = 56.19 - 59.63 SQ.FT.
TOTAL RANGE = 864.23 - 865.31 SQ.FT.

List of unit numbers with this unit plan:

VIEWS

Amenity, Sea-water Lagoon
D-314, D-412, D-514, D-612, D-714, D-812, D-912

Park, Water-view
A-203, A-303, A-403, A-503, A-603, A-703, A-803, A-903



2
BEDROOM
APARTMENT

TYPE D

(with balcony)

TOTAL SALEABLE AREA
SUITE RANGE = 804.71 - 808.05 SQ.FT.
BALCONY RANGE = 56.19 - 59.63 SQ.FT.
TOTAL RANGE = 864.23 - 865.31 SQ.FT.

List of unit numbers with this unit plan:

VIEWS

Amenity, Sea-water Lagoon
D-314, D-412, D-514, D-612, D-714, D-812, D-912

Park, Water-view
A-203, A-303, A-403, A-503, A-603, A-703, A-803, A-903



2
BEDROOM
APARTMENT

TYPE D
(with balcony)

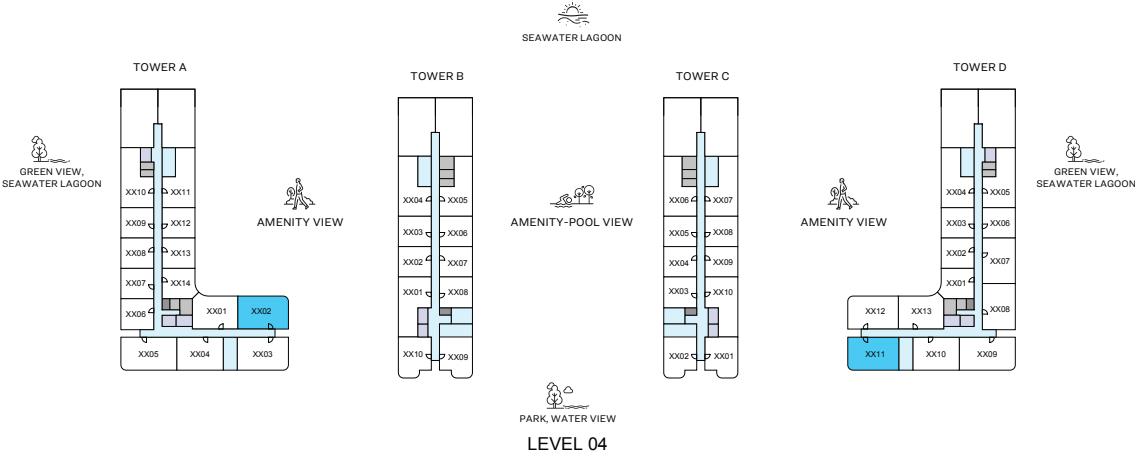
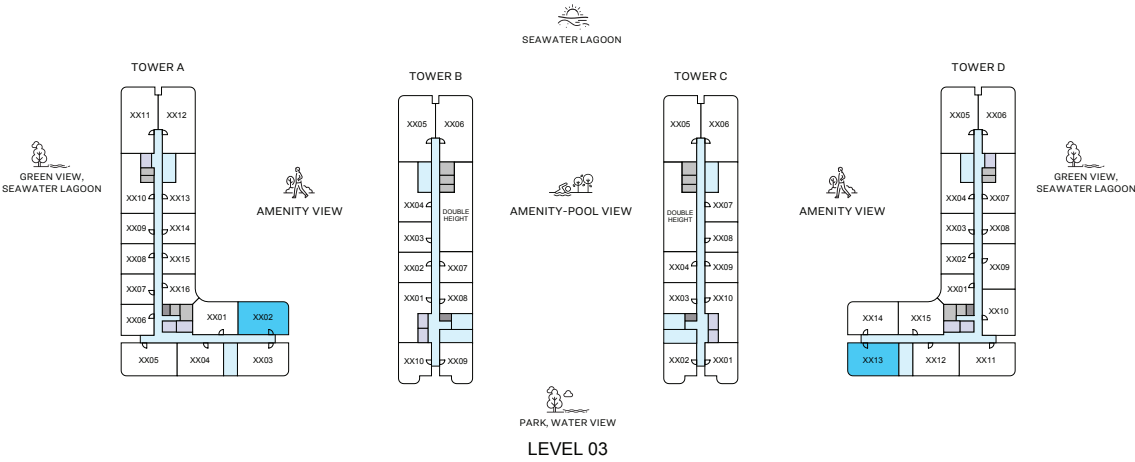
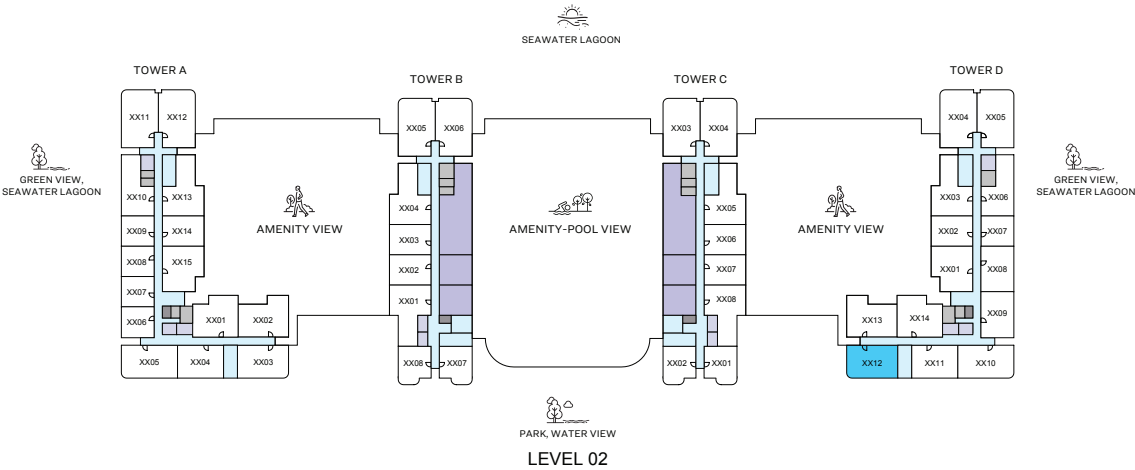
TOTAL SALEABLE AREA
SUITE RANGE = 804.71 - 808.05 SQ.FT.
BALCONY RANGE = 56.19 - 59.63 SQ.FT.
TOTAL RANGE = 864.23 - 865.31 SQ.FT.

List of unit numbers with this unit plan:

VIEWS

Amenity, Sea-water Lagoon
D-314, D-412, D-514, D-612, D-714, D-812, D-912

Park, Water-view
A-203, A-303, A-403, A-503, A-603, A-703, A-803, A-903



2
BEDROOM
APARTMENT

TYPE D VARIANT 1 (with balcony)

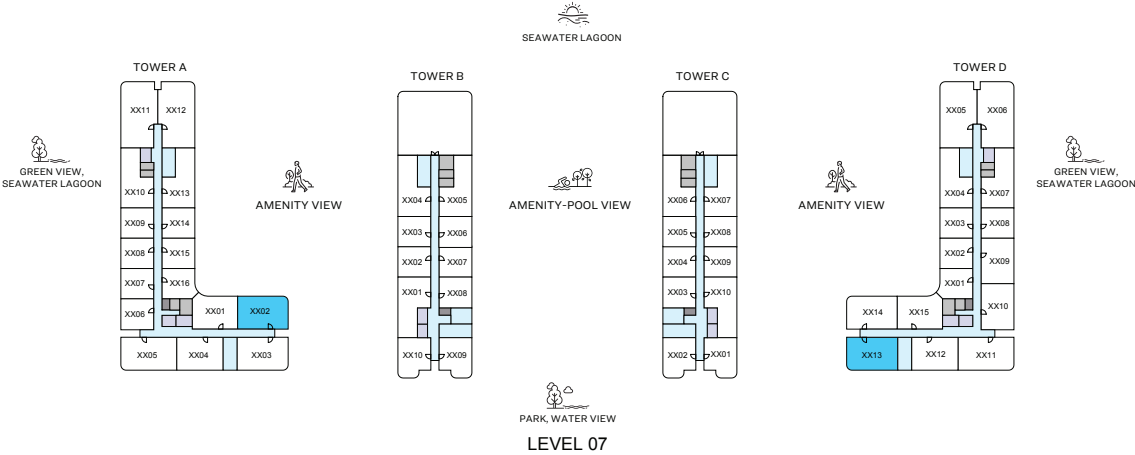
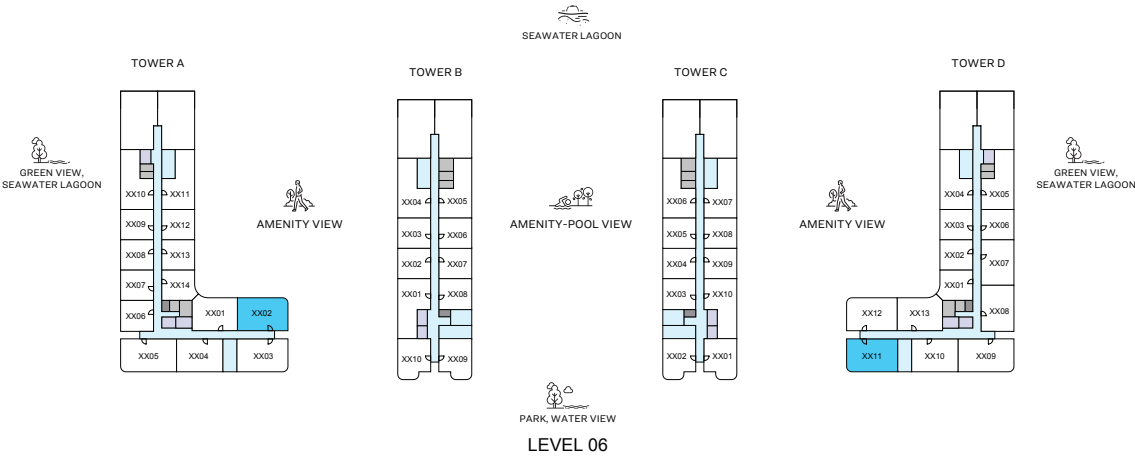
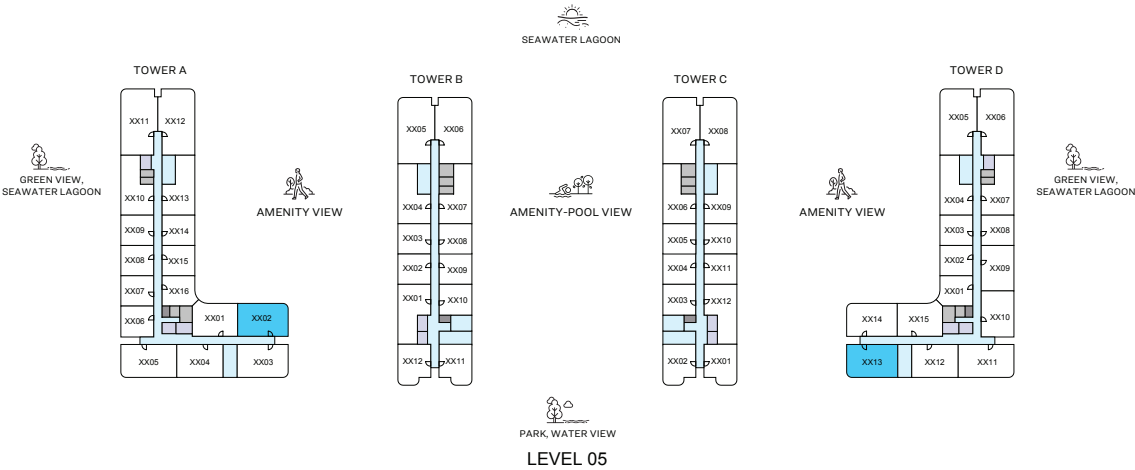
TOTAL SALEABLE AREA
SUITE RANGE = 804.60 - 808.05 SQ.FT.
BALCONY RANGE = 56.19 - 59.63 SQ.FT.
TOTAL RANGE = 864.23 - 865.31 SQ.FT.

List of unit numbers with this unit plan:

VIEWS

Amenity, Sea-water Lagoon
A-302, A-402, A-502, A-602, A-702, A-802, A-902

Park, Water-view
D-212, D-313, D-411, D-513, D-611, D-713, D-811, D-911



2
BEDROOM
APARTMENT

TYPE D
VARIANT 1
(with balcony)

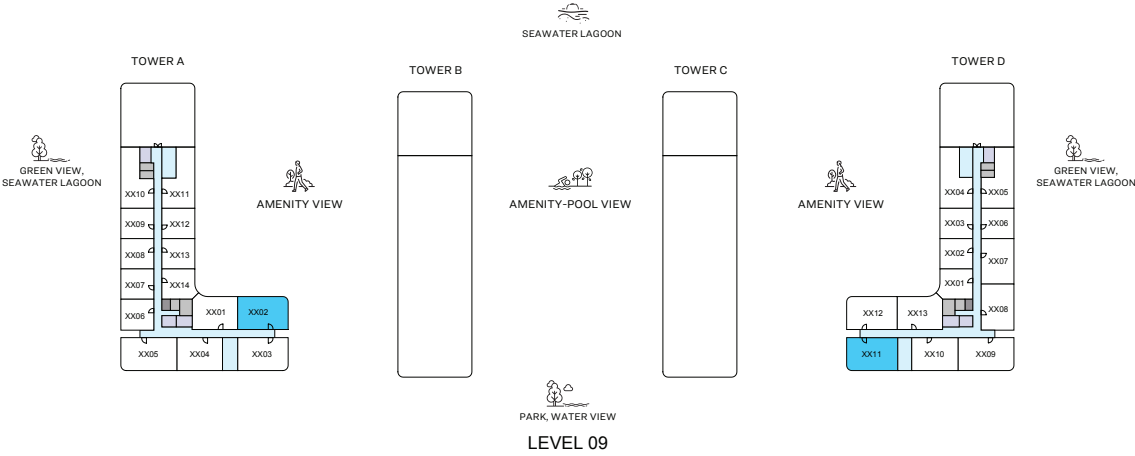
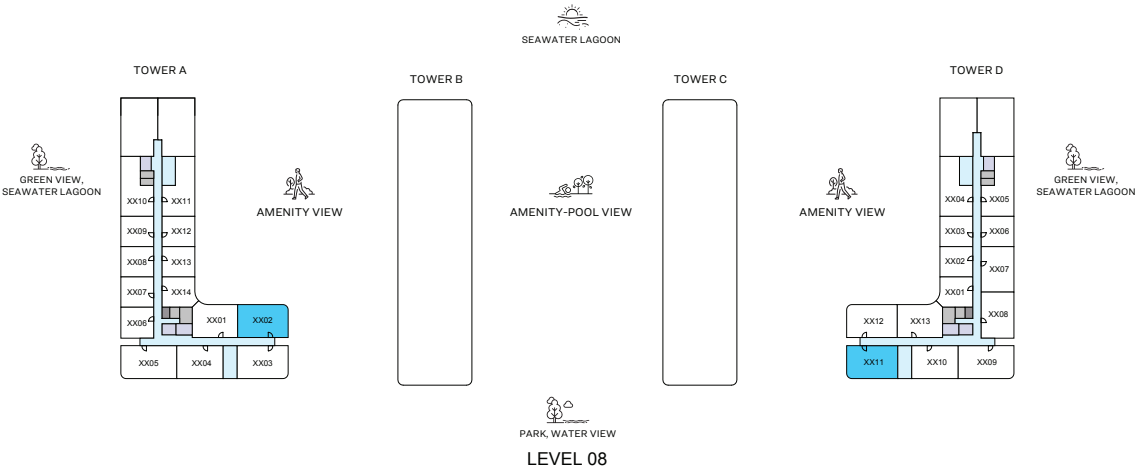
TOTAL SALEABLE AREA
SUITE RANGE = 804.60 - 808.05 SQ.FT.
BALCONY RANGE = 56.19 - 59.63 SQ.FT.
TOTAL RANGE = 864.23 - 865.31 SQ.FT.

List of unit numbers with this unit plan:

VIEWS

Amenity, Sea-water Lagoon
A-302, A-402, A-502, A-602, A-702, A-802, A-902

Park, Water-view
D-212, D-313, D-411, D-513, D-611, D-713, D-811, D-911



2
BEDROOM
APARTMENT

TYPE D
VARIANT 1
(with balcony)

TOTAL SALEABLE AREA
SUITE RANGE = 804.60 - 808.05 SQ.FT.
BALCONY RANGE = 56.19 - 59.63 SQ.FT.
TOTAL RANGE = 864.23 - 865.31 SQ.FT.

List of unit numbers with this unit plan:

VIEWS

Amenity, Sea-water Lagoon
A-302, A-402, A-502, A-602, A-702, A-802, A-902

Park, Water-view
D-212, D-313, D-411, D-513, D-611, D-713, D-811, D-911



2

BEDROOM
APARTMENT

TYPE D VARIANT 1

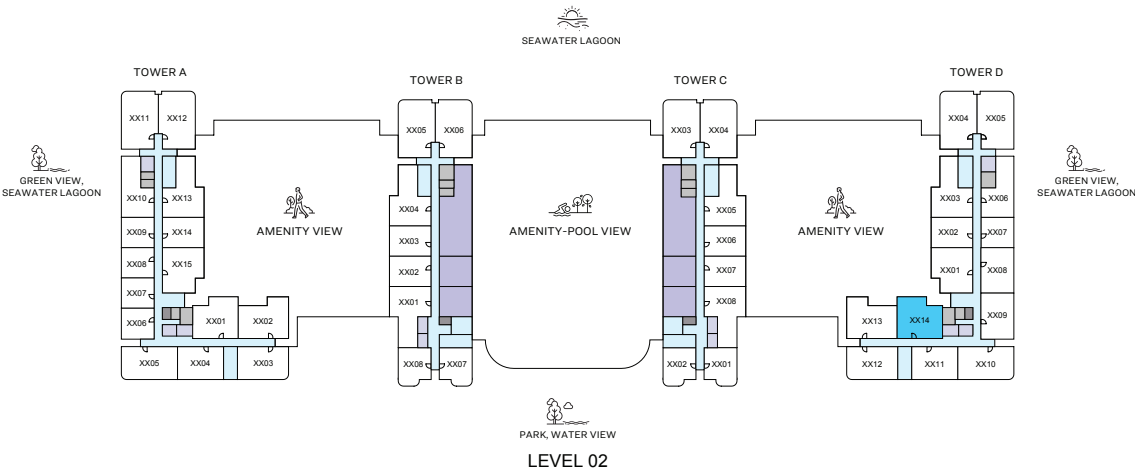
(with balcony)

TOTAL SALEABLE AREA
SUITE RANGE = 804.60 - 808.05 SQ.FT.
BALCONY RANGE = 56.19 - 59.63 SQ.FT.
TOTAL RANGE = 864.23 - 865.31 SQ.FT.

List of unit numbers with this unit plan:

VIEWS

- Amenity, Sea-water Lagoon
A-302, A-402, A-502, A-602, A-702, A-802, A-902
- Park, Water-view
D-212, D-313, D-411, D-513, D-611, D-713, D-811, D-911



2
BEDROOM
APARTMENT

TYPE E
(with yard)

TOTAL SALEABLE AREA
SUITE = 773.39 SQ.FT.
YARD = 149.62 SQ.FT.
TOTAL = 923.01 SQ.FT.

List of unit numbers with this unit plan:

VIEWS
Amenity
D-214



2
BEDROOM
APARTMENT

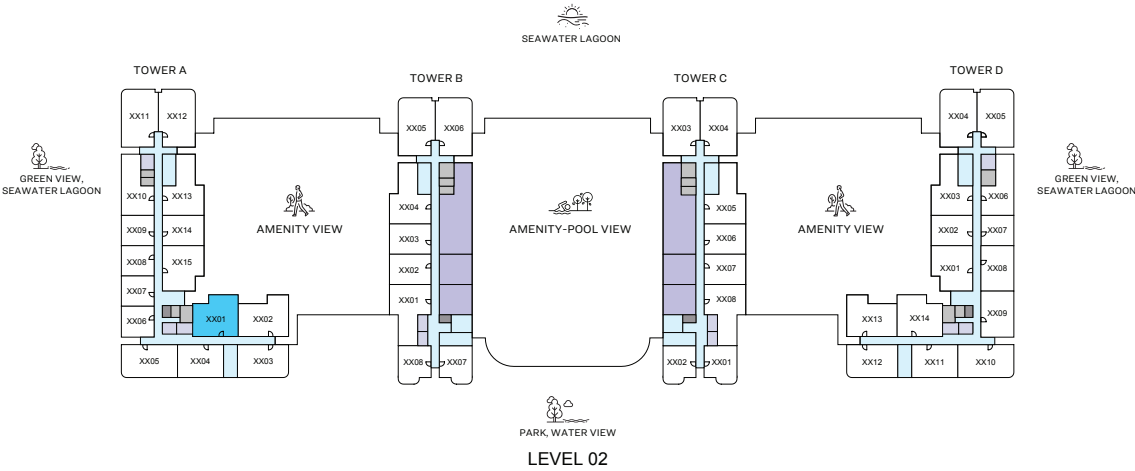
TYPE E
(with yard)

TOTAL SALEABLE AREA
SUITE = 773.39 SQ.FT.
YARD = 149.62 SQ.FT.
TOTAL = 923.01 SQ.FT.

List of unit numbers with this unit plan:

IEWS

Amenity
D-214



2
BEDROOM
APARTMENT

TYPE E
VARIANT 1
(with yard)

TOTAL SALEABLE AREA
SUITE = 772.96 SQ.FT.
YARD = 154.89 SQ.FT.
TOTAL = 927.85 SQ.FT.

List of unit numbers with this unit plan:

VIEWS

Amenity
A-201



2

BEDROOM
APARTMENT

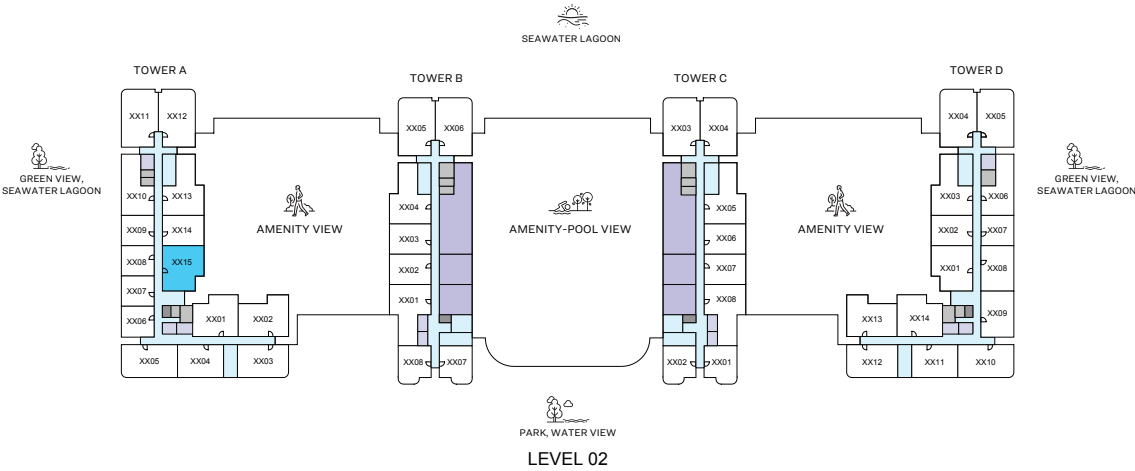
TYPE E VARIANT 1 (with yard)

TOTAL SALEABLE AREA
SUITE = 772.96 SQ.FT.
YARD = 154.89 SQ.FT.
TOTAL = 927.85 SQ.FT.

List of unit numbers with this unit plan:

VIEWS

Amenity
A-201



2
BEDROOM
APARTMENT

TYPE F
(with yard)

TOTAL SALEABLE AREA
SUITE = 753.80 SQ.FT.
YARD = 152.20 SQ.FT.
TOTAL = 906.00 SQ.FT.

List of unit numbers with this unit plan:

VIEWS

Amenity
A-215



2
BEDROOM
APARTMENT

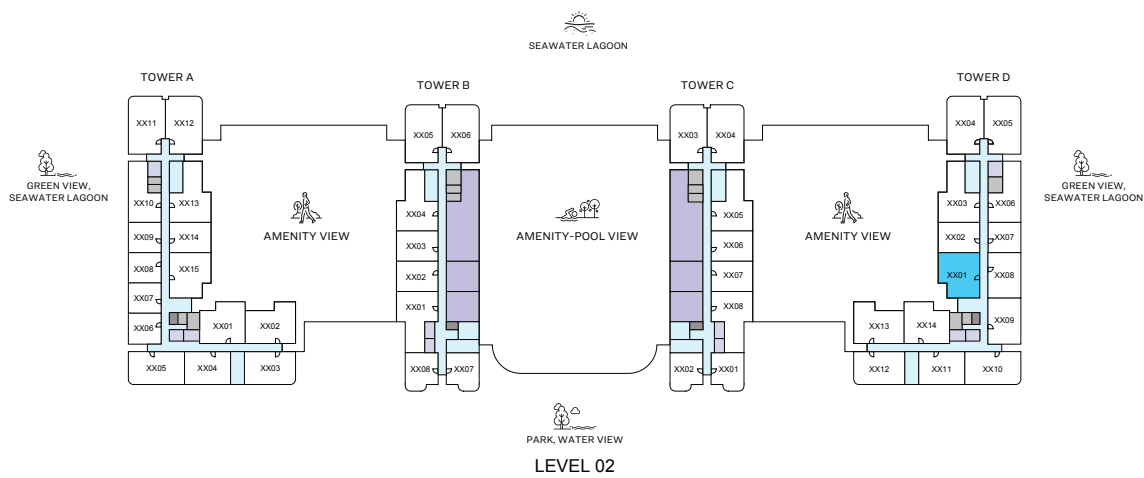
TYPE F
(with yard)

TOTAL SALEABLE AREA
SUITE = 753.80 SQ.FT.
YARD = 152.20 SQ.FT.
TOTAL = 906.00 SQ.FT.

List of unit numbers with this unit plan:

VIEWS

Amenity
A-215



2
BEDROOM
APARTMENT

TYPE F
VARIANT 1
(with yard)

TOTAL SALEABLE AREA
SUITE = 754.01 SQ.FT.
YARD = 151.99 SQ.FT.
TOTAL = 906.00 SQ.FT.

List of unit numbers with this unit plan:

VIEWS

Amenity
D-201



2
BEDROOM
APARTMENT

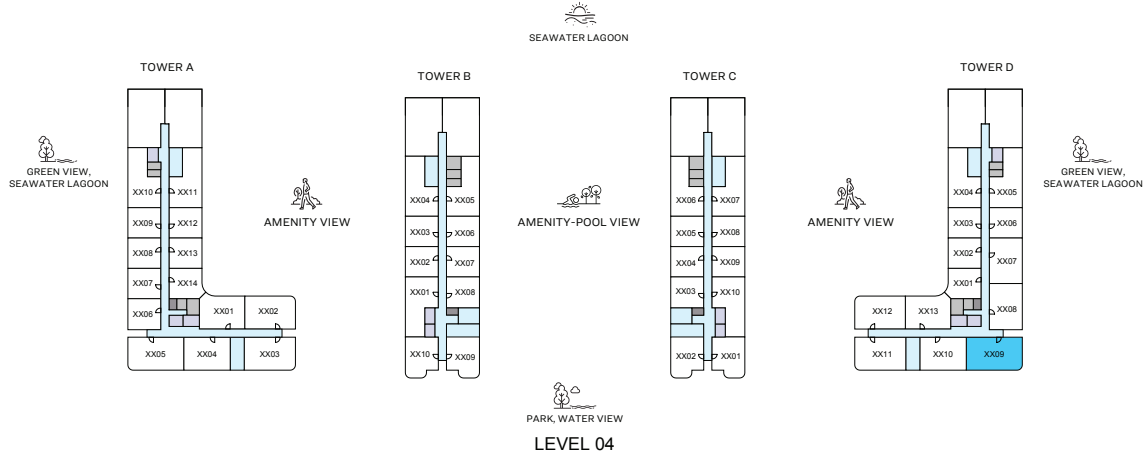
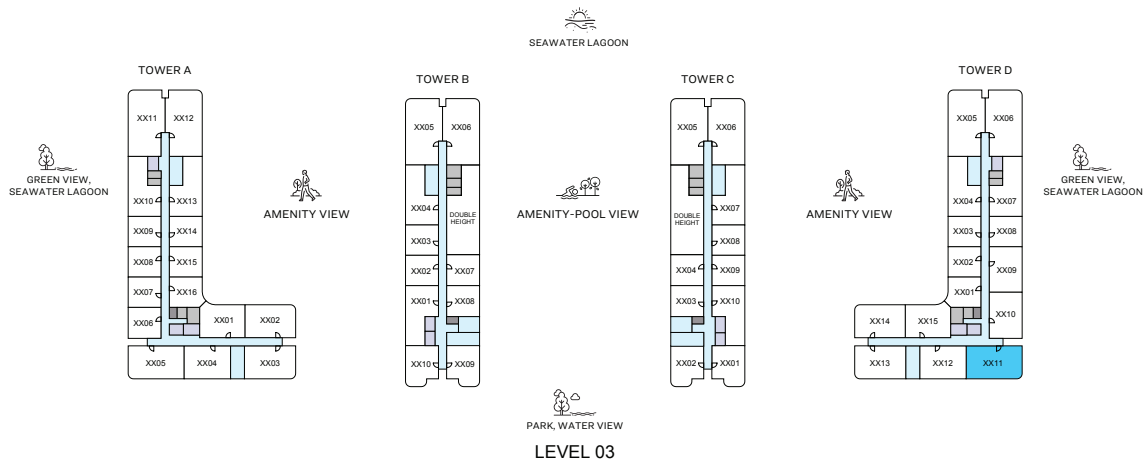
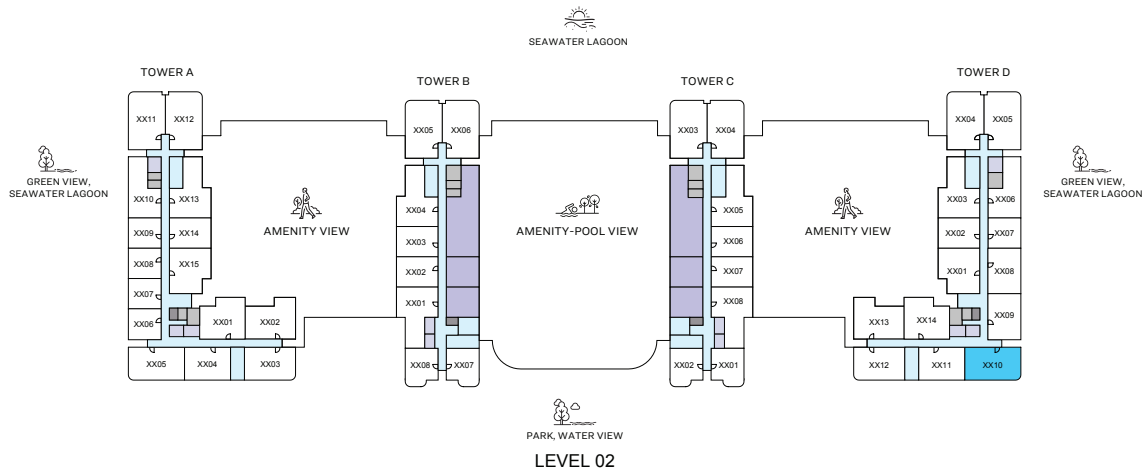
TYPE F
VARIANT 1
(with yard)

TOTAL SALEABLE AREA
SUITE = 754.01 SQ.FT.
YARD = 151.99 SQ.FT.
TOTAL = 906.00 SQ.FT.

List of unit numbers with this unit plan:

VIEWS

Amenity
D-201



2
BEDROOM
APARTMENT

TYPE G

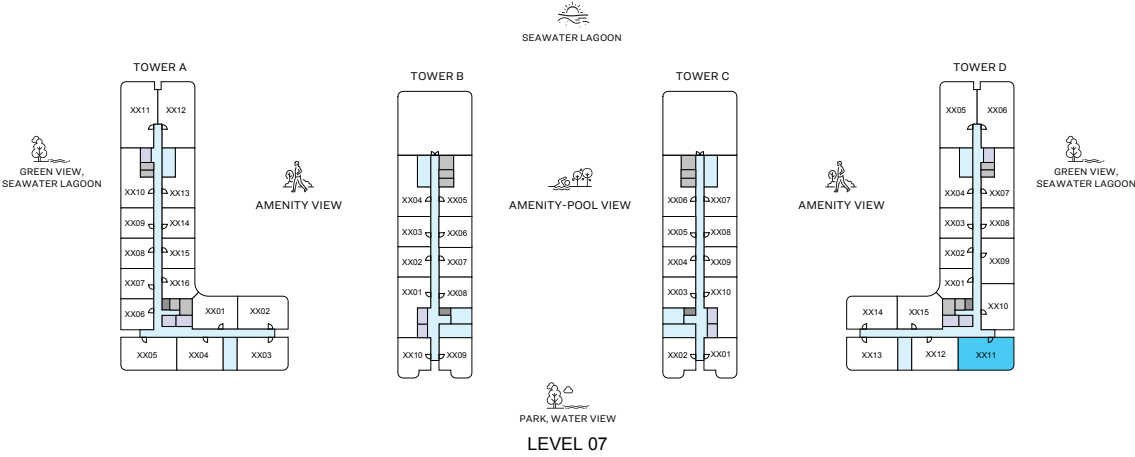
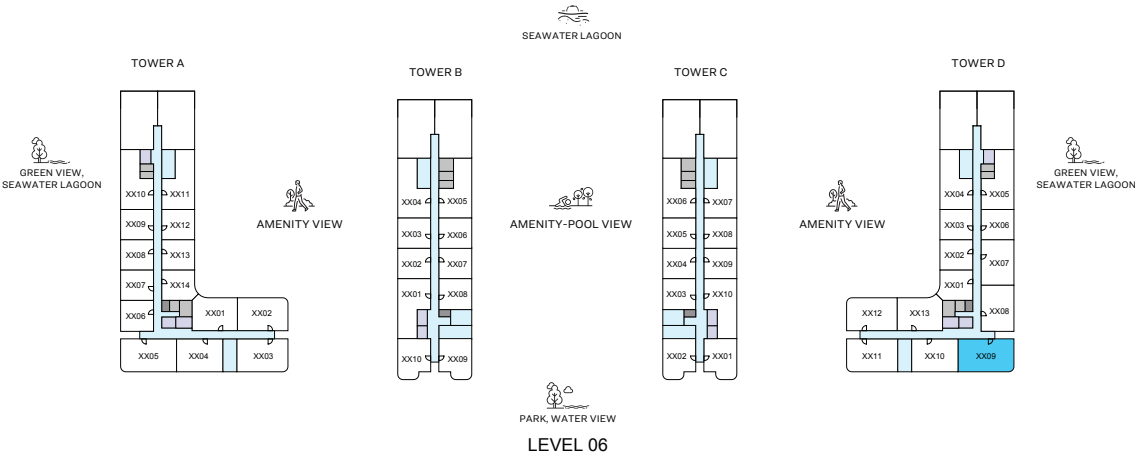
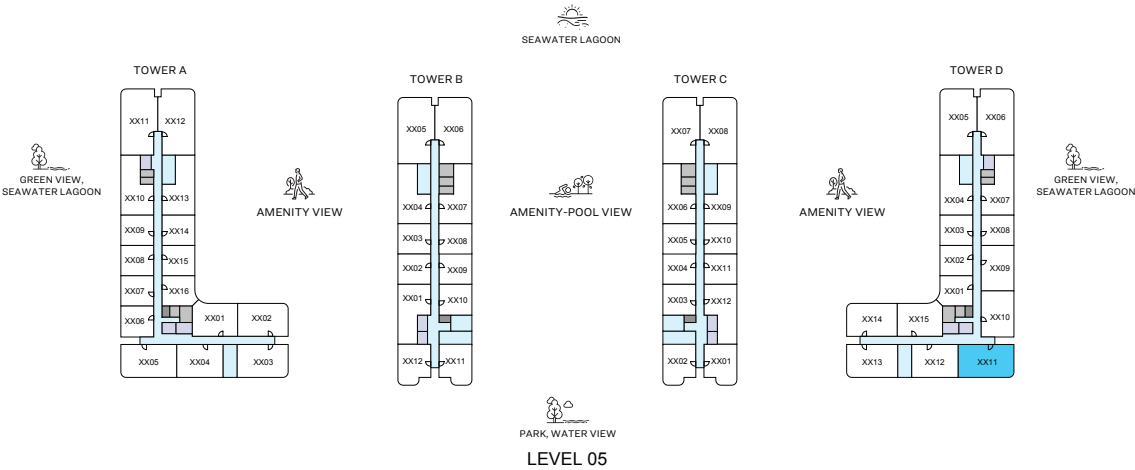
(with balcony)

TOTAL SALEABLE AREA
SUITE = 866.71 SQ.FT.
BALCONY = 105.81 SQ.FT.
TOTAL = 972.52 SQ.FT.

List of unit numbers with this unit plan:

VIEWS

Green, Sea-water Lagoon, Park, Water-view
D-210, D-311, D-409, D-511, D-609, D-711, D-809, D-909



2
BEDROOM
APARTMENT

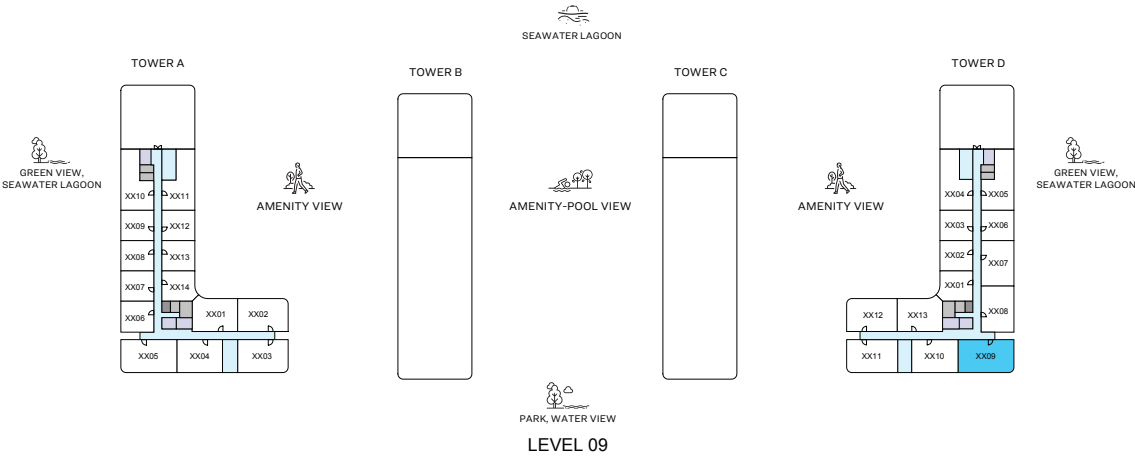
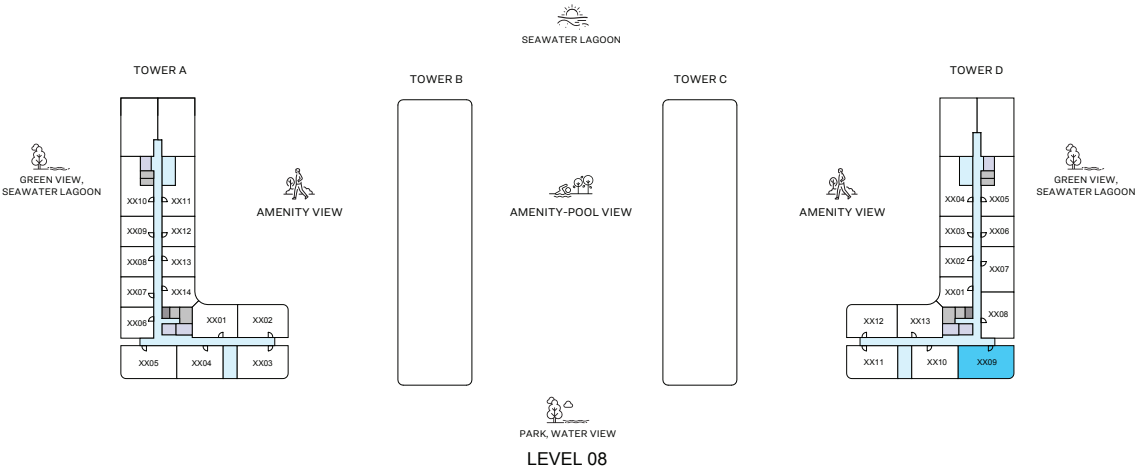
TYPE G
(with balcony)

TOTAL SALEABLE AREA
SUITE = 866.71 SQ.FT.
BALCONY = 105.81 SQ.FT.
TOTAL = 972.52 SQ.FT.

List of unit numbers with this unit plan:

VIEWS

Green, Sea-water Lagoon, Park, Water-view
D-210, D-311, D-409, D-511, D-609, D-711, D-809, D-909



2
BEDROOM
APARTMENT

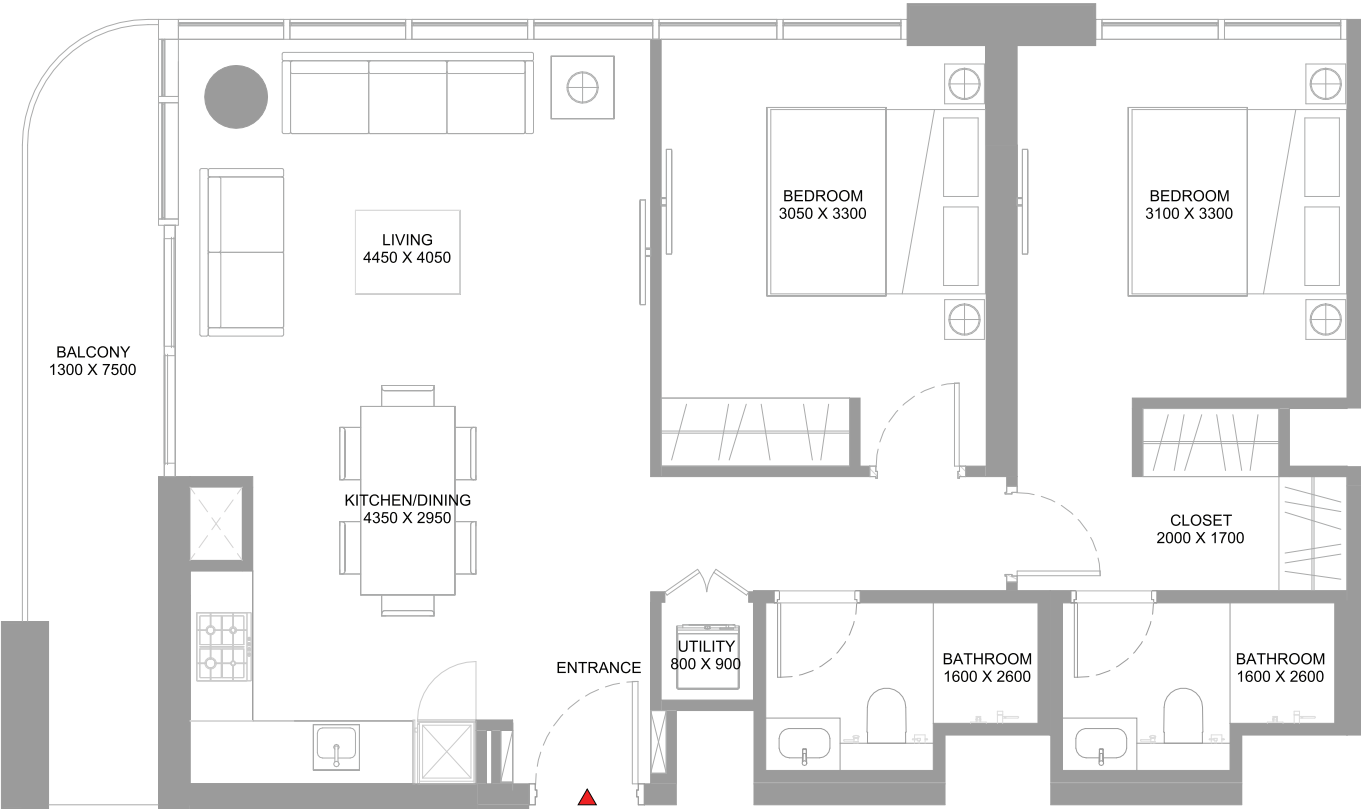
TYPE G
(with balcony)

TOTAL SALEABLE AREA
SUITE = 866.71 SQ.FT.
BALCONY = 105.81 SQ.FT.
TOTAL = 972.52 SQ.FT.

List of unit numbers with this unit plan:

VIEWS

Green, Sea-water Lagoon, Park, Water-view
D-210, D-311, D-409, D-511, D-609, D-711, D-809, D-909



2
BEDROOM
APARTMENT

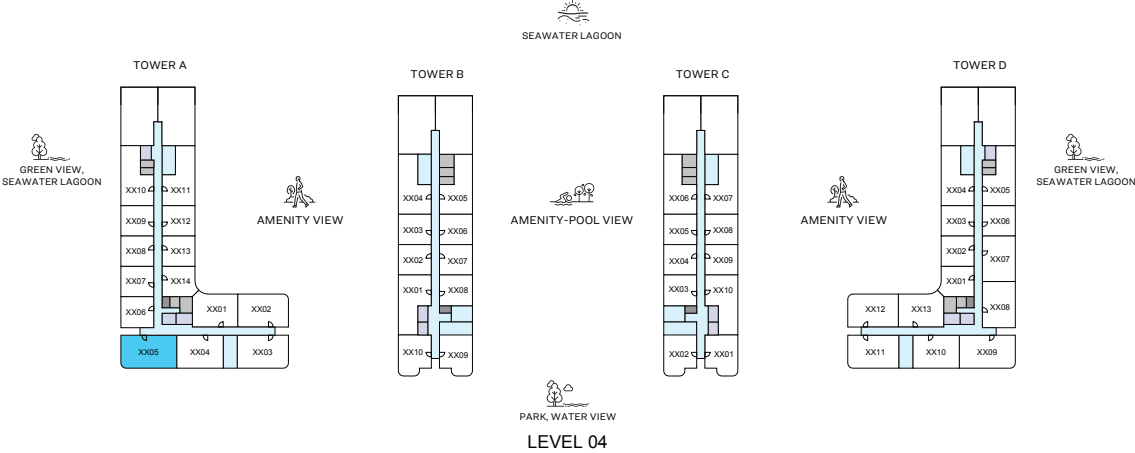
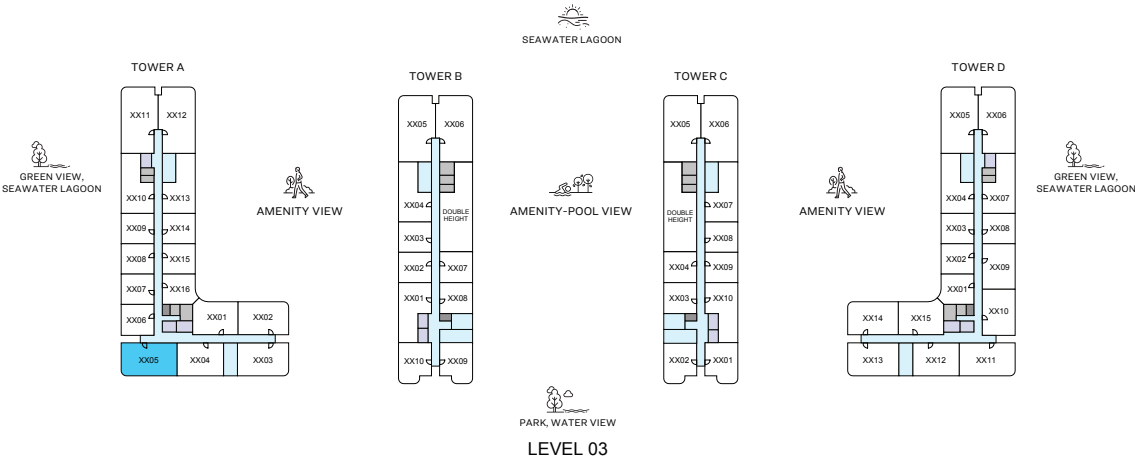
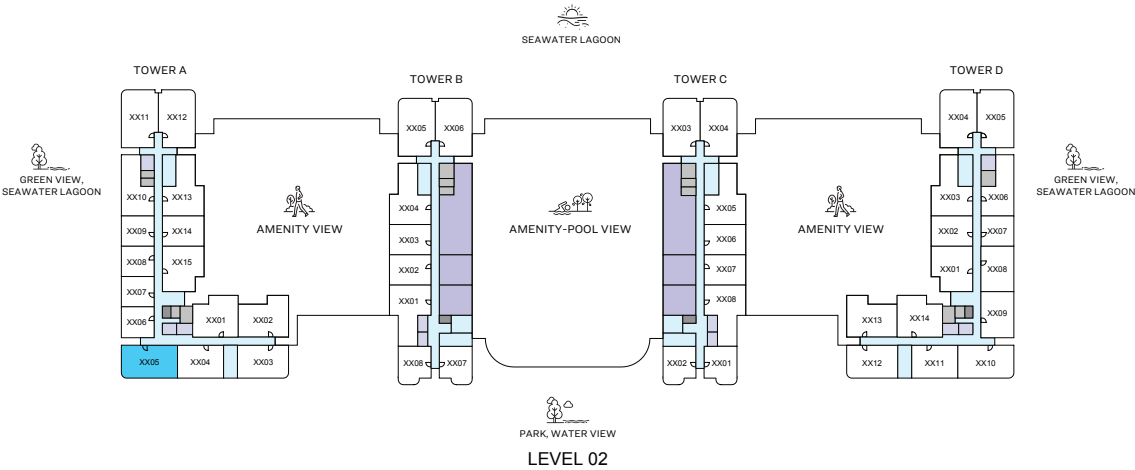
TYPE G
(with balcony)

TOTAL SALEABLE AREA
SUITE = 866.71 SQ.FT.
BALCONY = 105.81 SQ.FT.
TOTAL = 972.52 SQ.FT.

List of unit numbers with this unit plan:

VIEWS

Green, Sea-water Lagoon, Park, Water-view
D-210, D-311, D-409, D-511, D-609, D-711, D-809, D-909



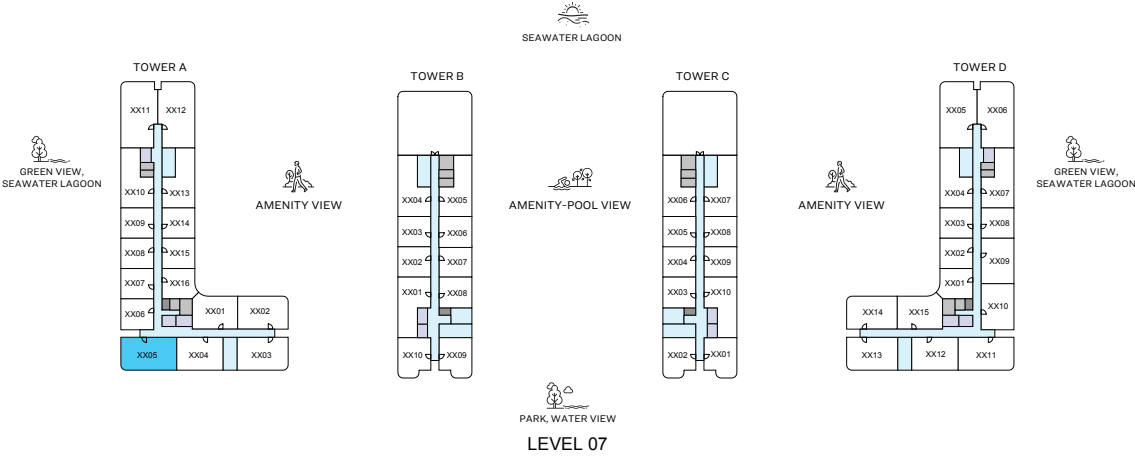
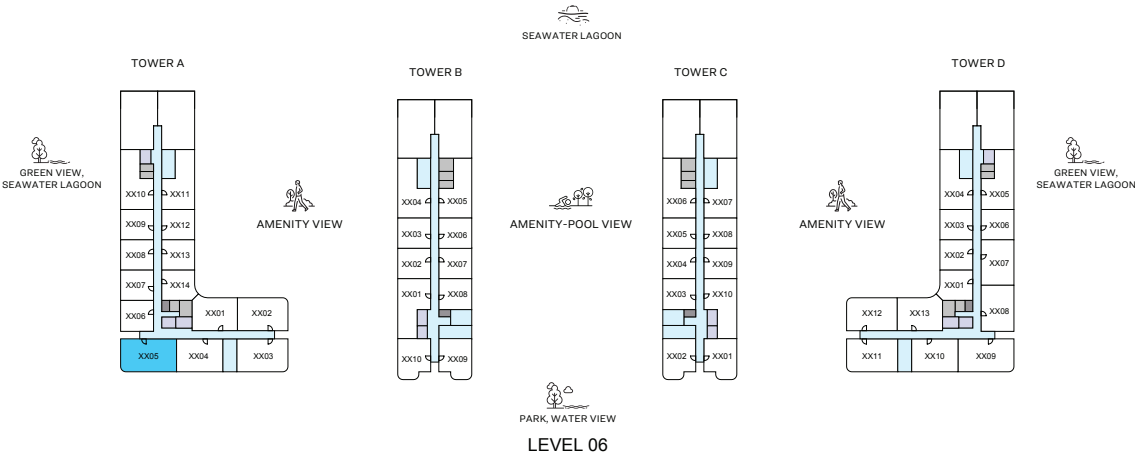
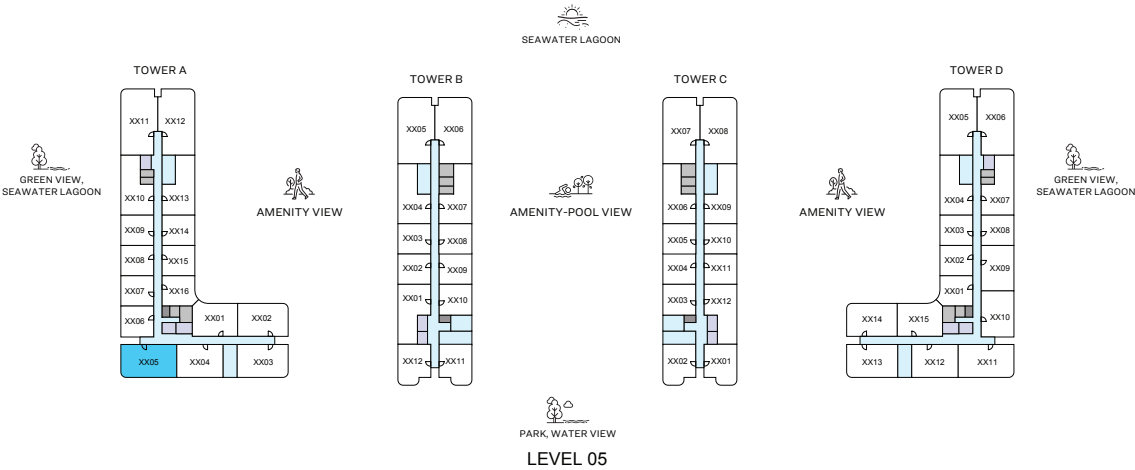
2
BEDROOM
APARTMENT

TYPE G
VARIANT 1
(with balcony)

TOTAL SALEABLE AREA
SUITE RANGE = 864.66 - 866.71 SQ.FT.
BALCONY RANGE = 105.81 - 106.02 SQ.FT.
TOTAL RANGE = 970.69 - 972.52 SQ.FT.

List of unit numbers with this unit plan:

VIEWS
Park, Water-view, Green
A-205, A-305, A-405, A-505, A-605, A-705, A-805, A-905



2
BEDROOM
APARTMENT

TYPE G
VARIANT 1
(with balcony)

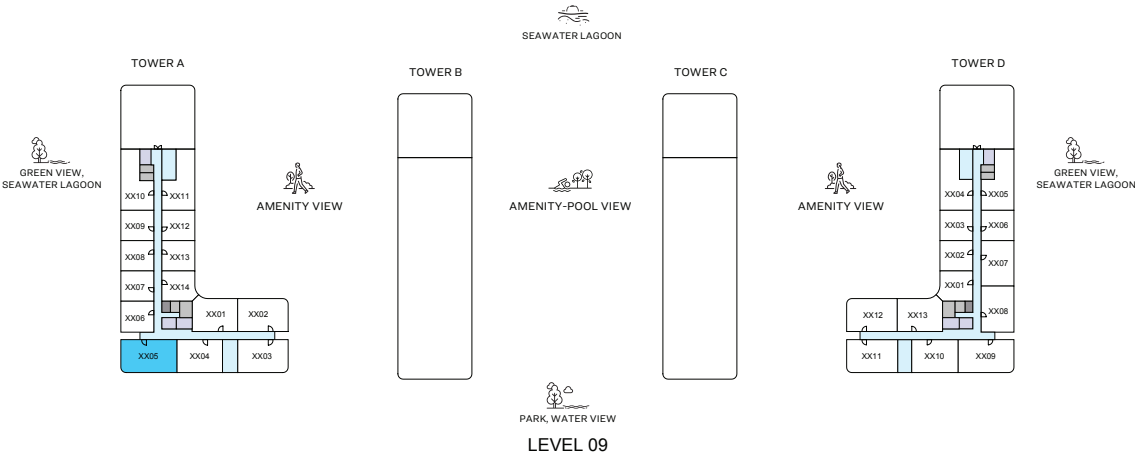
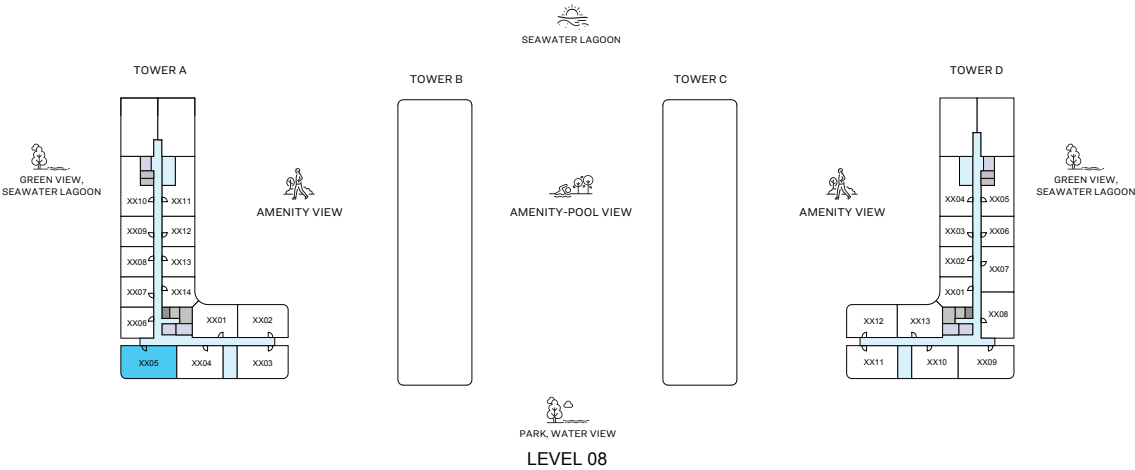
TOTAL SALEABLE AREA
SUITE RANGE = 864.66 - 866.71 SQ.FT.
BALCONY RANGE = 105.81 - 106.02 SQ.FT.
TOTAL RANGE = 970.69 - 972.52 SQ.FT.

List of unit numbers with this unit plan:

VIEWS

Park, Water-view, Green

A-205, A-305, A-405, A-505, A-605, A-705, A-805, A-905



2

BEDROOM
APARTMENT

TYPE G VARIANT 1 (with balcony)

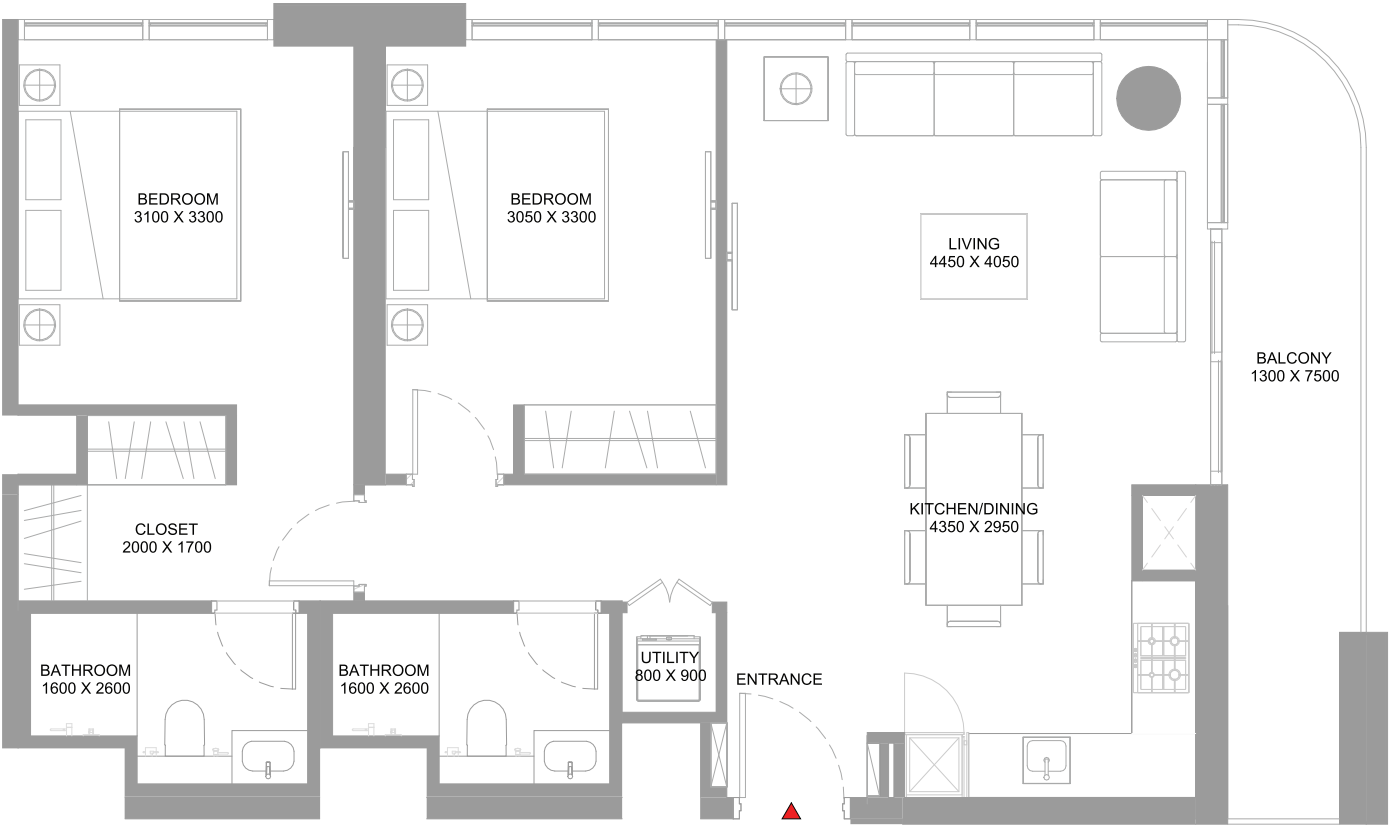
TOTAL SALEABLE AREA
SUITE RANGE = 864.66 - 866.71 SQ.FT.
BALCONY RANGE = 105.81 - 106.02 SQ.FT.
TOTAL RANGE = 970.69 - 972.52 SQ.FT.

List of unit numbers with this unit plan:

VIEWS

Park, Water-view, Green

A-205, A-305, A-405, A-505, A-605, A-705, A-805, A-905



2

BEDROOM
APARTMENT

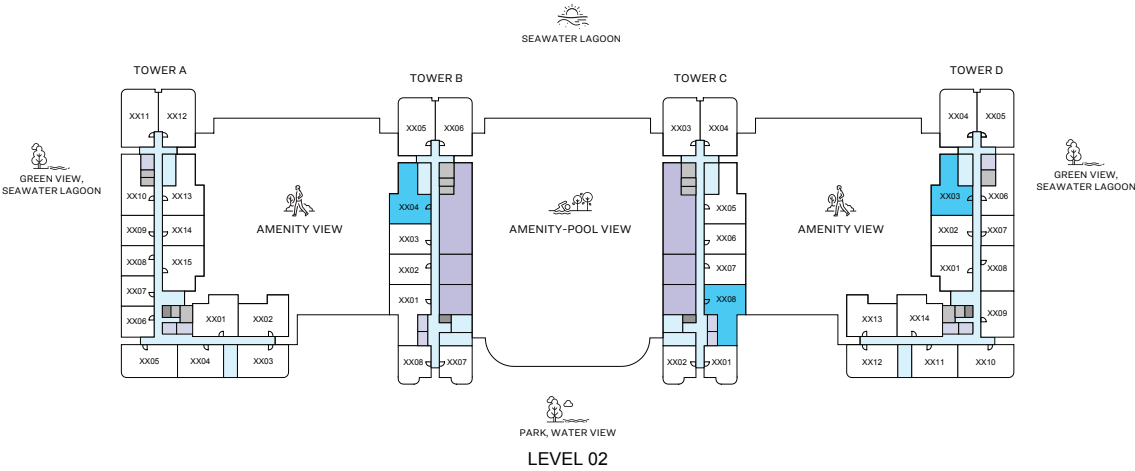
TYPE G VARIANT 1

(with balcony)

TOTAL SALEABLE AREA
SUITE RANGE = 864.66 - 866.71 SQ.FT.
BALCONY RANGE = 105.81 - 106.02 SQ.FT.
TOTAL RANGE = 970.69 - 972.52 SQ.FT.

List of unit numbers with this unit plan:

VIEWS
Park, Water-view, Green
A-205, A-305, A-405, A-505, A-605, A-705, A-805, A-905



2
BEDROOM
APARTMENT

TYPE H
(with yard)

TOTAL SALEABLE AREA
SUITE = 835.93 SQ.FT.
YARD RANGE = 151.56 - 154.68 SQ.FT.
TOTAL RANGE = 987.48 - 990.60 SQ.FT.

List of unit numbers with this unit plan:

VIEWS
Amenity
D-203, C-208, B-204



2

BEDROOM
APARTMENT

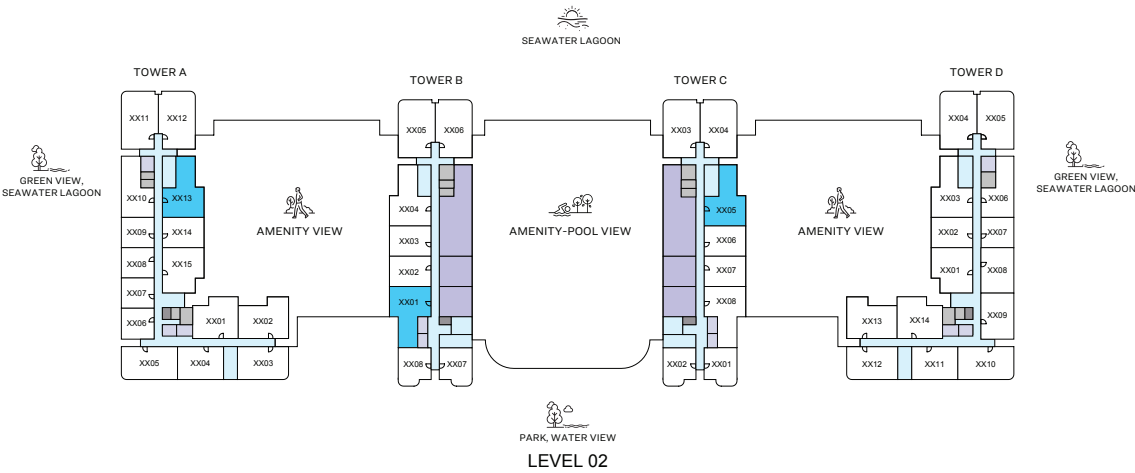
TYPE H

(with yard)

TOTAL SALEABLE AREA
SUITE = 835.93 SQ.FT.
YARD RANGE = 151.56 - 154.68 SQ.FT.
TOTAL RANGE = 987.48 - 990.60 SQ.FT.

List of unit numbers with this unit plan:

VIEWS
Amenity
D-203, C-208, B-204



2

BEDROOM
APARTMENT

TYPE H VARIANT 1 (with yard)

TOTAL SALEABLE AREA
SUITE RANGE = 835.93 - 836.36 SQ.FT.
YARD RANGE = 151.56 - 154.68 SQ.FT.
TOTAL RANGE = 987.48 - 990.60 SQ.FT.

List of unit numbers with this unit plan:

- VIEWS**
- Amenity
C-205, B-201, A-213



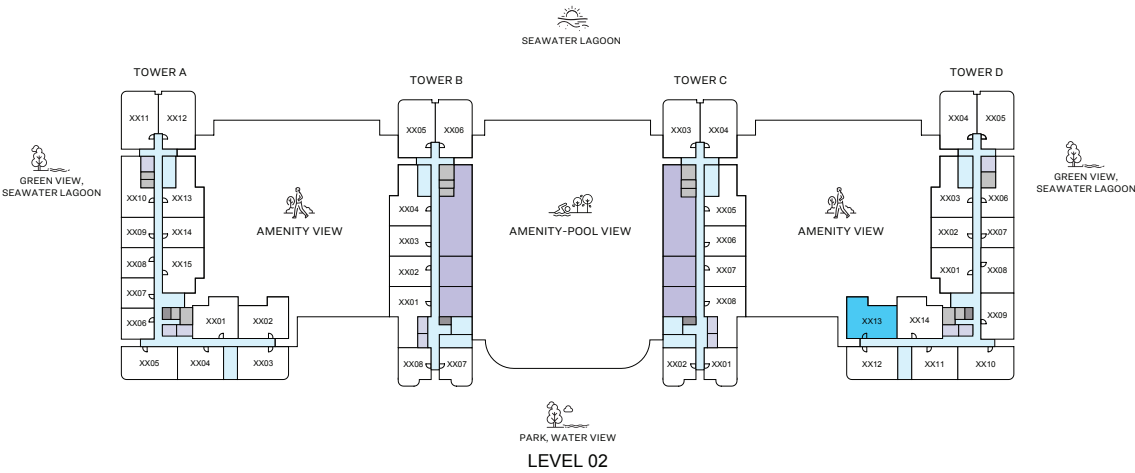
2
BEDROOM
APARTMENT

TYPE H
VARIANT 1
(with yard)

TOTAL SALEABLE AREA
SUITE RANGE = 835.93 - 836.36 SQ.FT.
YARD RANGE = 151.56 - 154.68 SQ.FT.
TOTAL RANGE = 987.48 - 990.60 SQ.FT.

List of unit numbers with this unit plan:

VIEWS
Amenity
C-205, B-201, A-213



2
BEDROOM
APARTMENT

TYPE I
(with yard)

TOTAL SALEABLE AREA
SUITE = 862.94 SQ.FT.
YARD = 101.93 SQ.FT.
TOTAL = 964.88 SQ.FT.

List of unit numbers with this unit plan:

VIEWS

Amenity
D-213



2

BEDROOM
APARTMENT

TYPE I

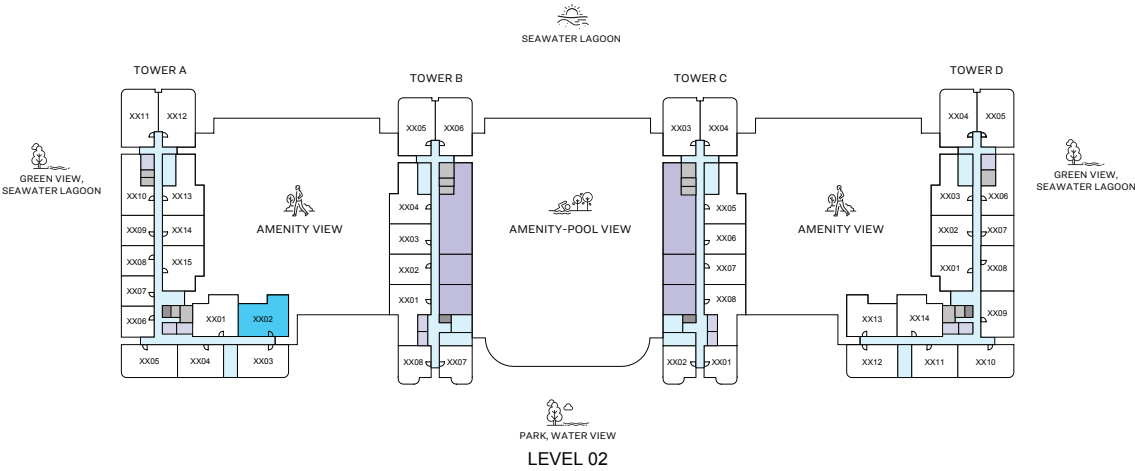
(with yard)

TOTAL SALEABLE AREA
SUITE = 862.94 SQ.FT.
YARD = 101.93 SQ.FT.
TOTAL = 964.88 SQ.FT.

List of unit numbers with this unit plan:

VIEWS

Amenity
D-213



2
BEDROOM
APARTMENT

TYPE I
VARIANT 1
(with yard)

TOTAL SALEABLE AREA
SUITE = 862.94 SQ.FT.
YARD = 101.93 SQ.FT.
TOTAL = 964.88 SQ.FT.

List of unit numbers with this unit plan:

VIEWS

Amenity
A-202



2
BEDROOM
APARTMENT

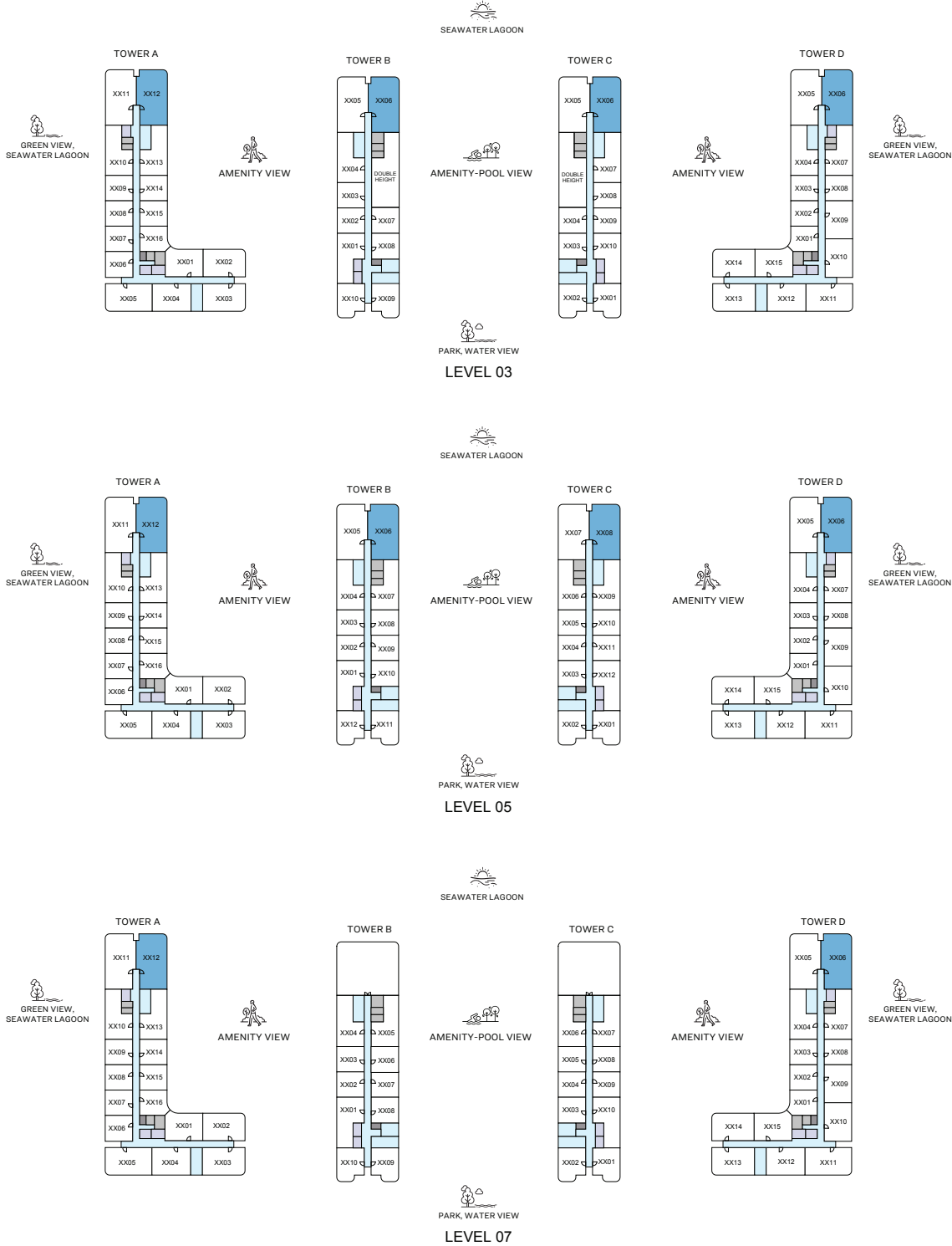
TYPE I
VARIANT 1
(with yard)

TOTAL SALEABLE AREA
SUITE = 862.94 SQ.FT.
YARD = 101.93 SQ.FT.
TOTAL = 964.88 SQ.FT.

List of unit numbers with this unit plan:

VIEWS

Amenity
A-202



3
BEDROOM
(DUPLEX)
APARTMENT

TYPE A

(with study, maid room, powder room and balcony)

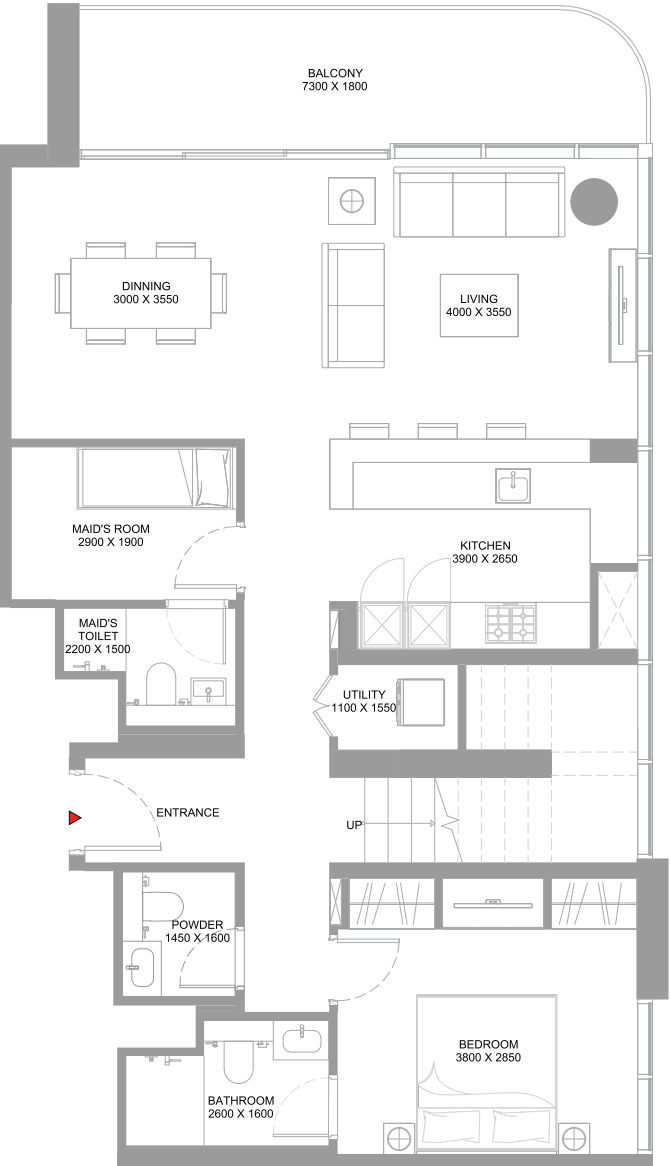
TOTAL SALEABLE AREA
SUITE RANGE = 1,873.57 - 1,874.97 SQ.FT.
BALCONY RANGE = 147.68 - 147.79 SQ.FT.
TOTAL RANGE = 2,021.35 - 2,022.65 SQ.FT.

List of unit numbers with this unit plan:

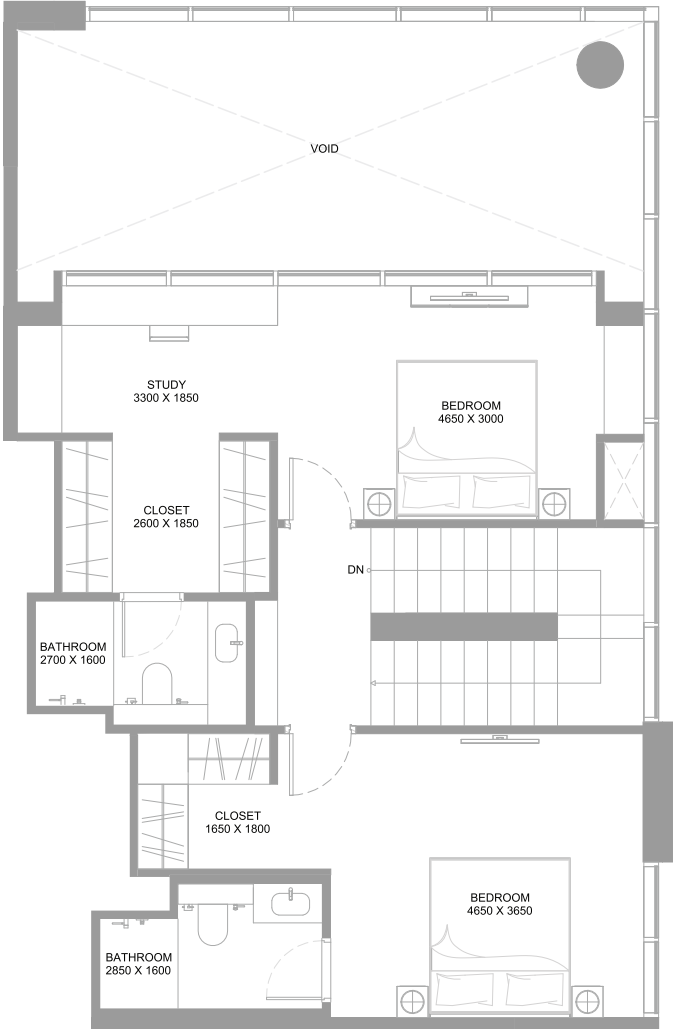
VIEWS
Amenity, Pool, Sea-water Lagoon
B-306, B-506

Amenity, Sea-water Lagoon
C-306, A-312, C-508, A-512, A-712

Green, Sea-water Lagoon
D-306, D-506, D-706



LOWER LEVEL



UPPER LEVEL

3
BEDROOM
(DUPLEX)
APARTMENT

TYPE A
(with study, maid room, powder room and balcony)

TOTAL SALEABLE AREA
SUITE RANGE = 1,873.57 - 1,874.97 SQ.FT.
BALCONY RANGE = 147.68 - 147.79 SQ.FT.
TOTAL RANGE = 2,021.35 - 2,022.65 SQ.FT.

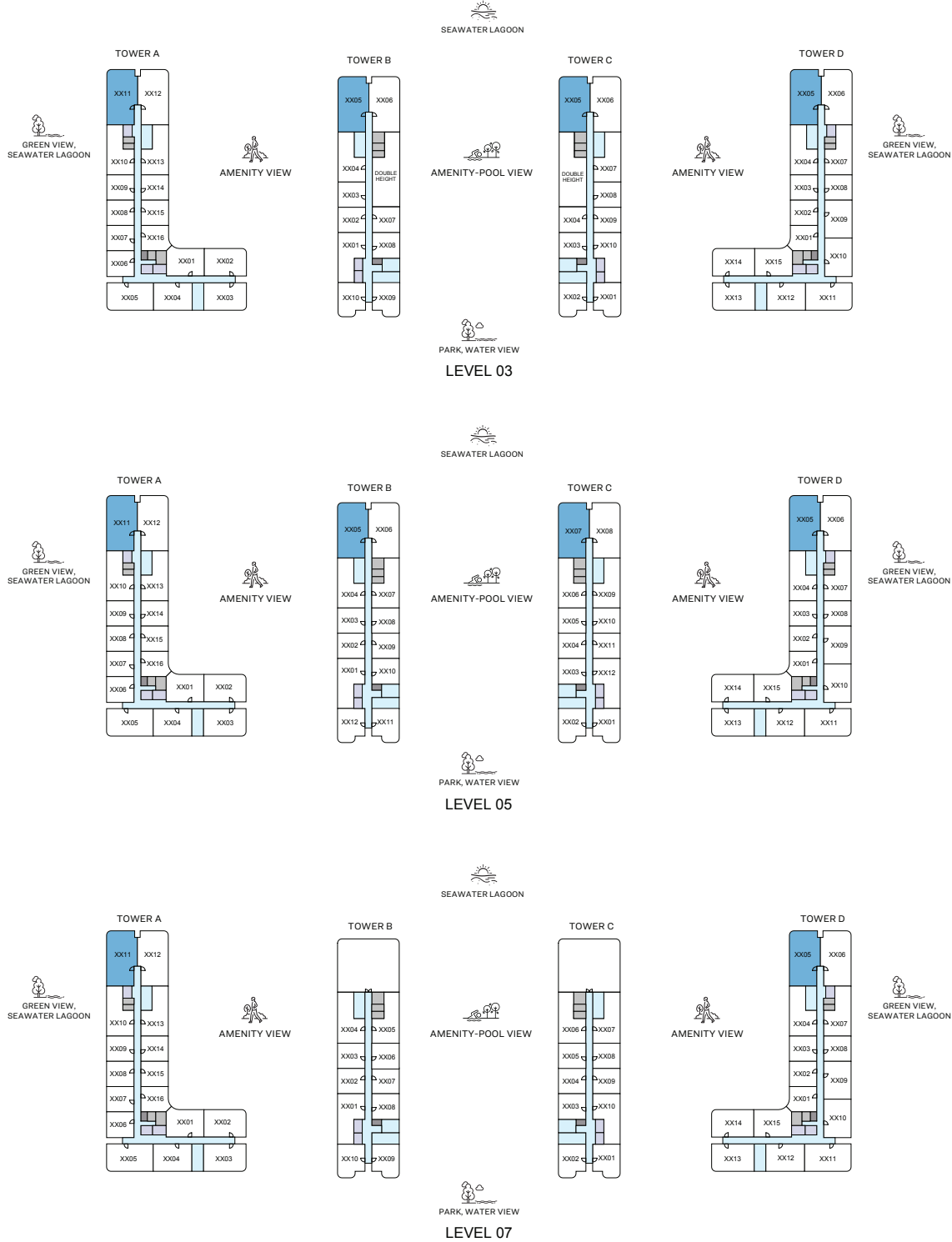
List of unit numbers with this unit plan:

VIEWS

Amenity, Pool, Sea-water Lagoon
B-306, B-506

Amenity, Sea-water Lagoon
C-306, A-312, C-508, A-512, A-712

Green, Sea-water Lagoon
D-306, D-506, D-706



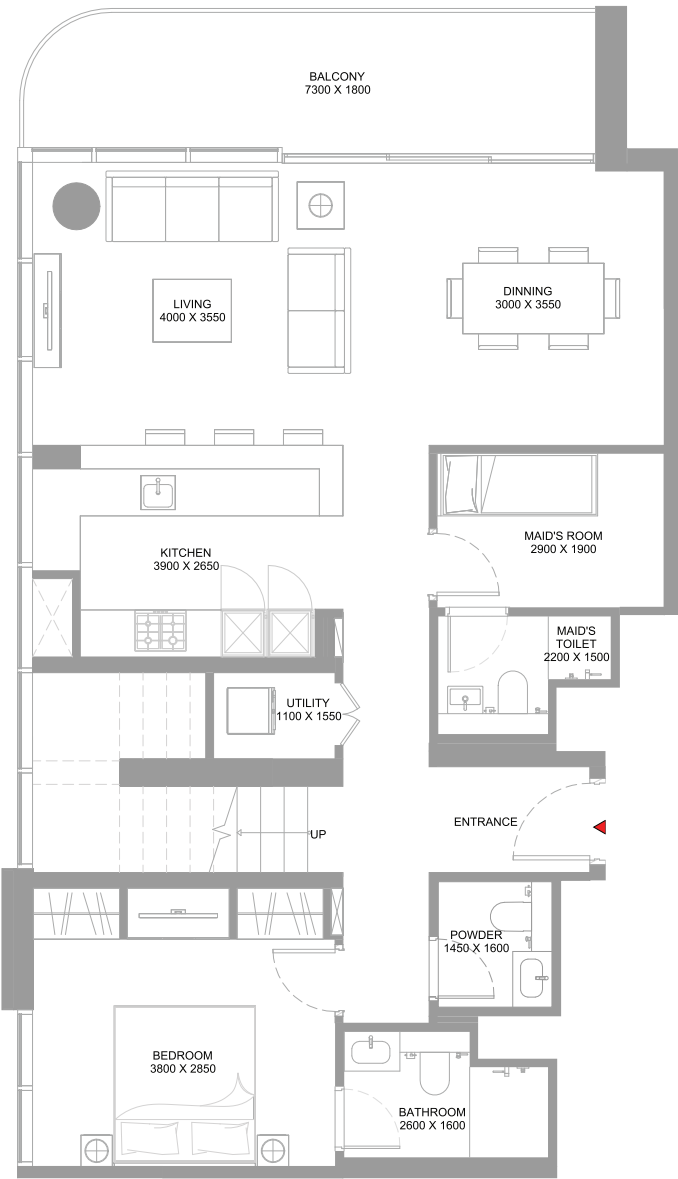
3
BEDROOM
(DUPLEX)
APARTMENT

TYPE A
VARIANT 1
(with study, maid room, powder room and balcony)

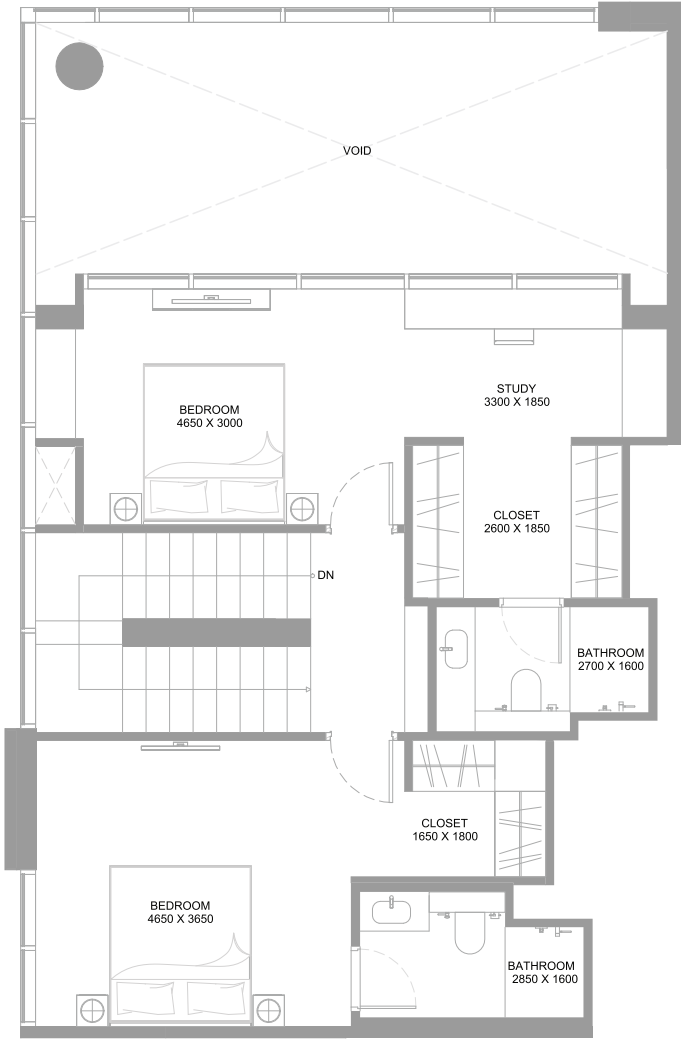
TOTAL SALEABLE AREA
SUITE RANGE = 1,873.46 - 1,874.43 SQ.FT.
BALCONY = 147.68 - 147.79 SQ.FT.
TOTAL RANGE = 2,021.25 - 2,022.22 SQ.FT.

List of unit numbers with this unit plan:

- VIEWS
- Amenity, Pool, Seawater Lagoon
C-305, C-507
- Amenity, Seawater Lagoon
B-305, B-505, D-305, D-505, D-705
- Green, Sea-water Lagoon
A-311, A-511, A-711



LOWER LEVEL



UPPER LEVEL

3
BEDROOM
(DUPLEX)
APARTMENT

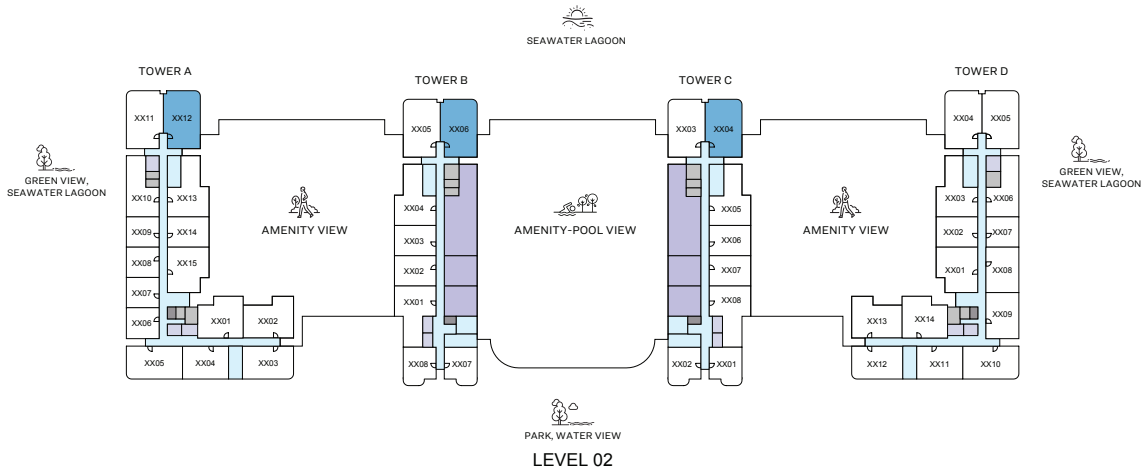
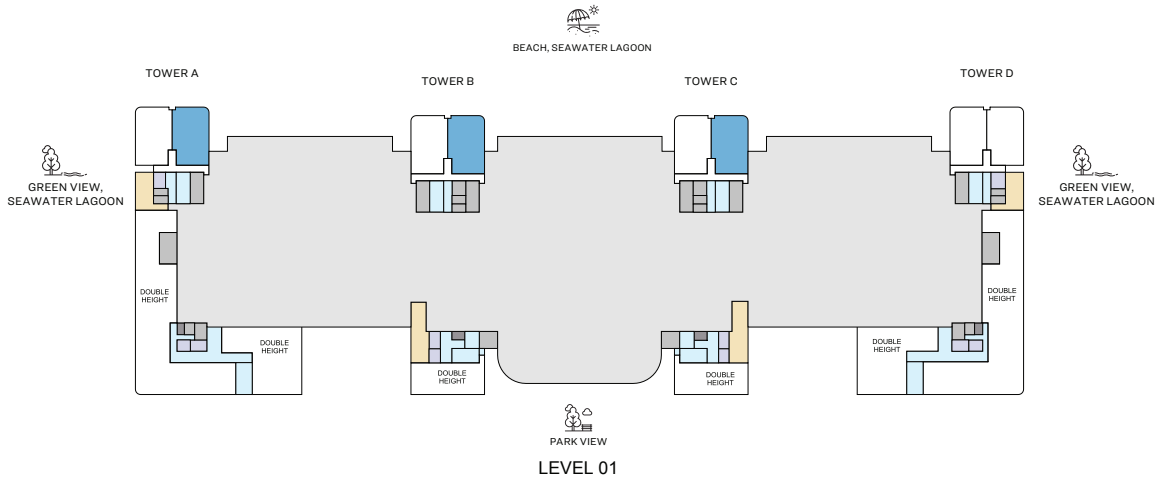
TYPE A
VARIANT 1
(with study, maid room, powder room and balcony)

TOTAL SALEABLE AREA
SUITE RANGE = 1,873.46 - 1,874.43 SQ.FT.
BALCONY = 147.68 - 147.79 SQ.FT.
TOTAL RANGE = 2,021.25 - 2,022.22 SQ.FT.

List of unit numbers with this unit plan:

VIEWS

- Amenity, Pool, Seawater Lagoon
C-305, C-507
- Amenity, Seawater Lagoon
B-305, B-505, D-305, D-505, D-705
- Green, Sea-water Lagoon
A-311, A-511, A-711



3
BEDROOM
(DUPLEX)
APARTMENT

TYPE C

(with study, maid room, powder room and balcony + yard)

TOTAL SALEABLE AREA
SUITE RANGE = 1,875.40 - 1,876.80 SQ.FT.
BALCONY + YARD RANGE = 178.25 SQ.FT.
TOTAL RANGE = 2,053.65 - 2,055.05 SQ.FT.

List of unit numbers with this unit plan:

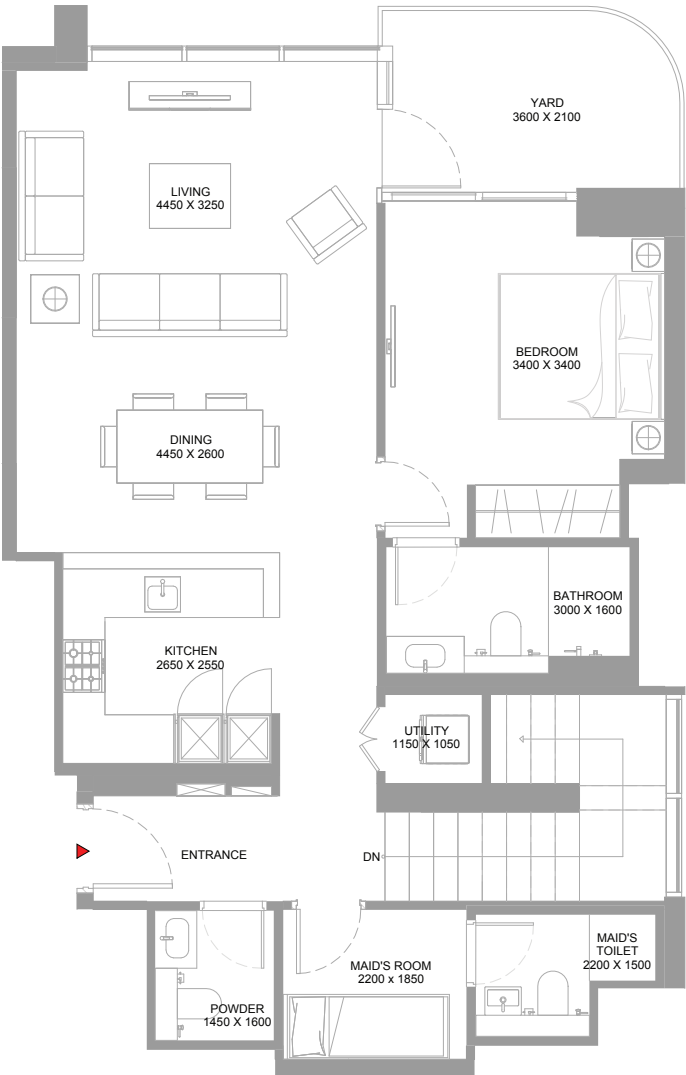
VIEWS

Amenity, Pool, Sea-water Lagoon
B-206

Amenity, Sea-water Lagoon
C-204, A-212



LOWER LEVEL



UPPER LEVEL

3
BEDROOM
(DUPLEX)
APARTMENT

TYPE C
(with study, maid room, powder room and balcony + yard)

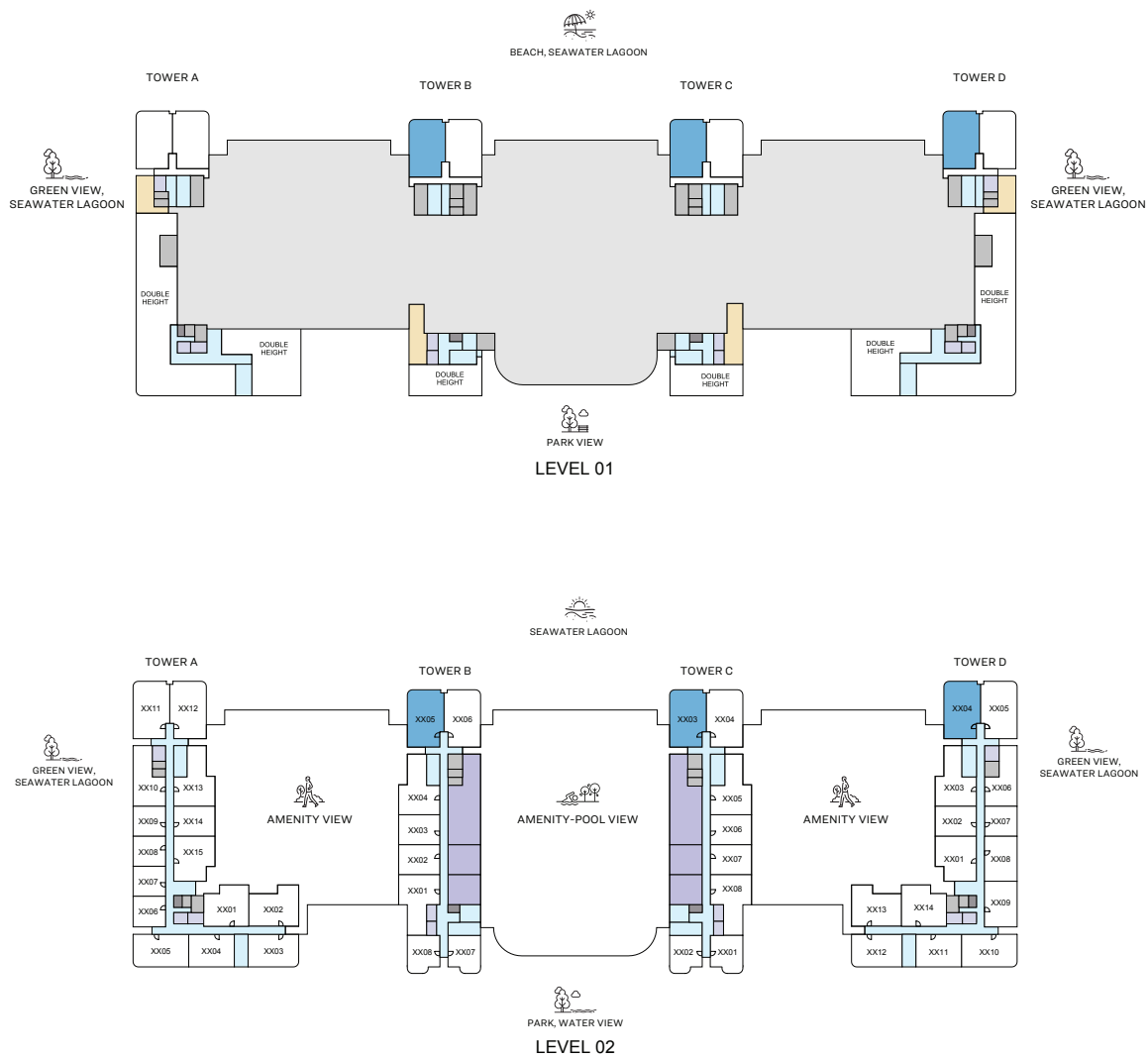
TOTAL SALEABLE AREA
SUITE RANGE = 1,875.40 - 1,876.80 SQ.FT.
BALCONY + YARD RANGE = 178.25 SQ.FT.
TOTAL RANGE = 2,053.65 - 2,055.05 SQ.FT.

List of unit numbers with this unit plan:

VIEWS

Amenity, Pool, Sea-water Lagoon
B-206

Amenity, Sea-water Lagoon
C-204, A-212



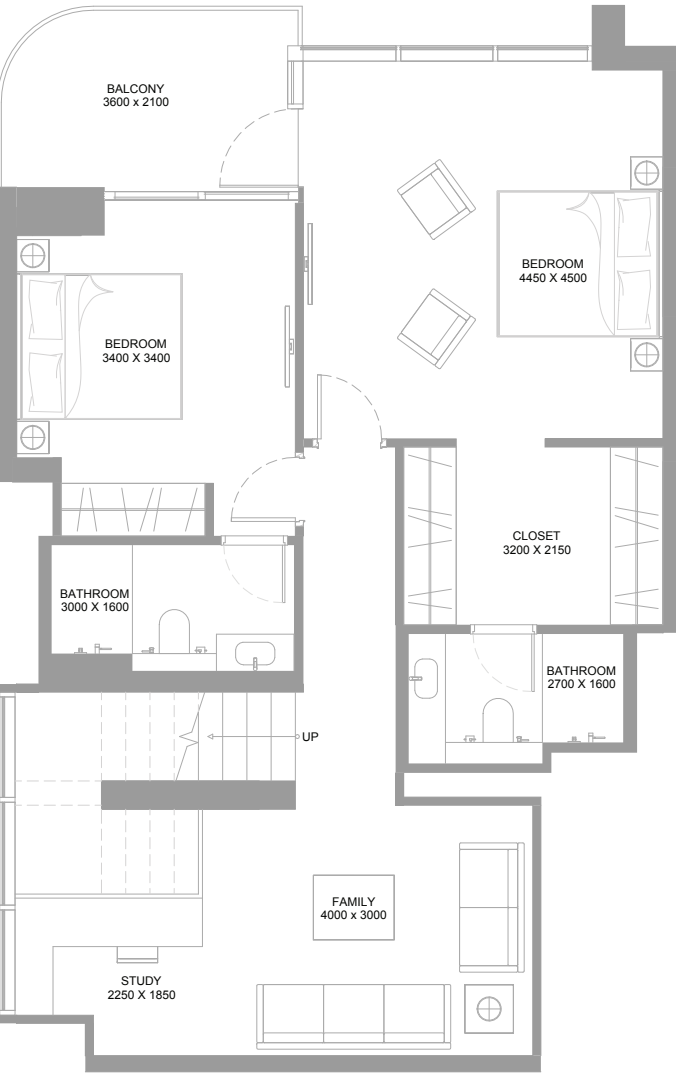
3
BEDROOM
(DUPLEX)
APARTMENT

TYPE C
VARIANT 1
(with study, maid room, powder room and balcony + yard)

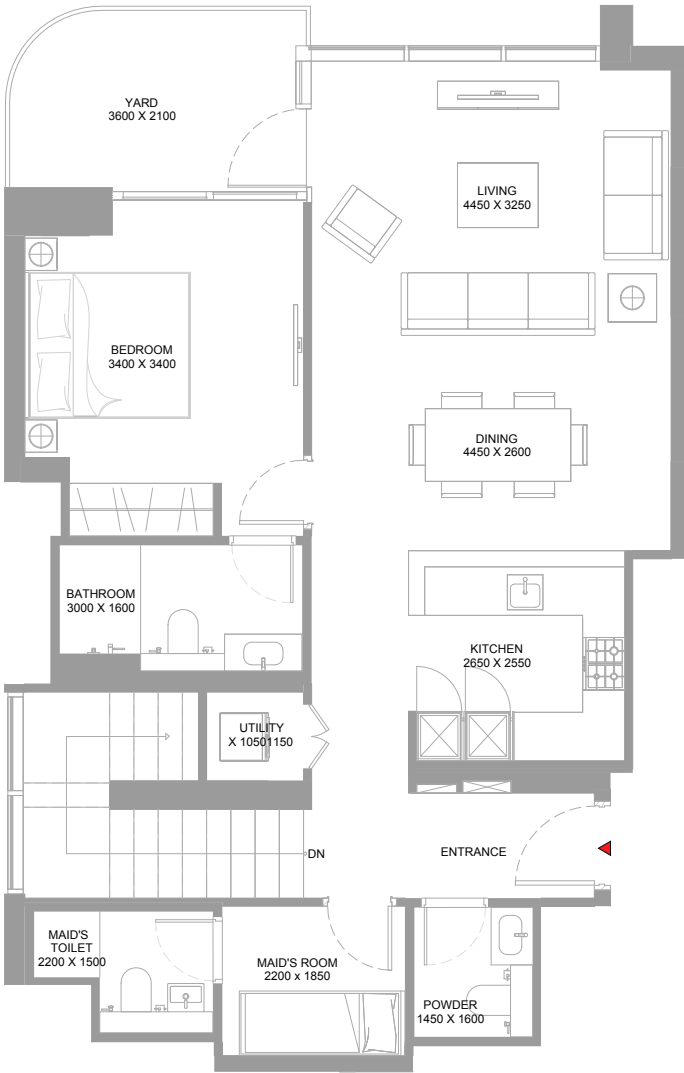
TOTAL SALEABLE AREA
SUITE RANGE = 1,875.72 - 1,876.90 SQ.FT.
BALCONY + YARD RANGE = 178.90 - 179.00 SQ.FT.
TOTAL RANGE = 2,054.62 - 2,055.91 SQ.FT.

List of unit numbers with this unit plan:

- VIEWS
- Amenity, Pool, Sea-water Lagoon
C-203
- Amenity, Sea-water Lagoon
D-204, B-205



LOWER LEVEL



UPPER LEVEL

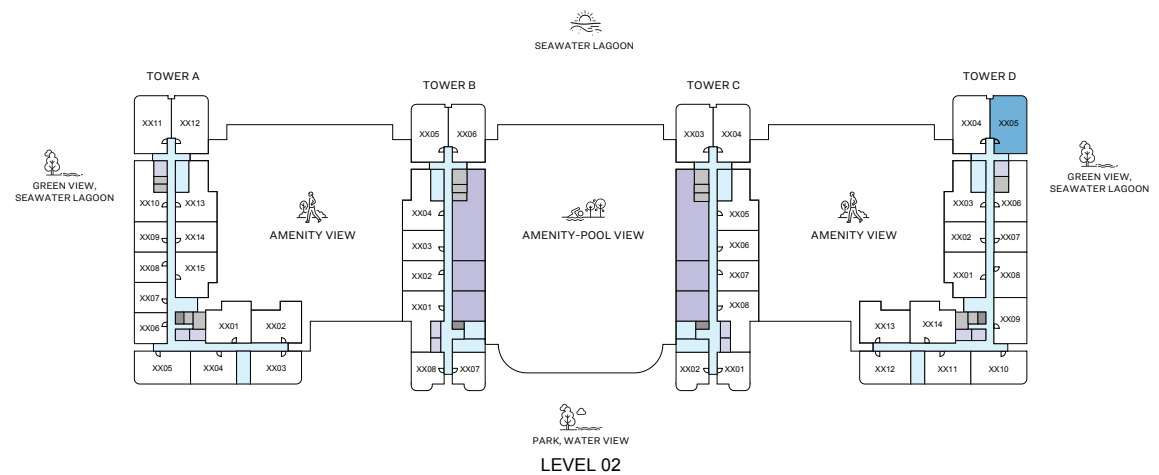
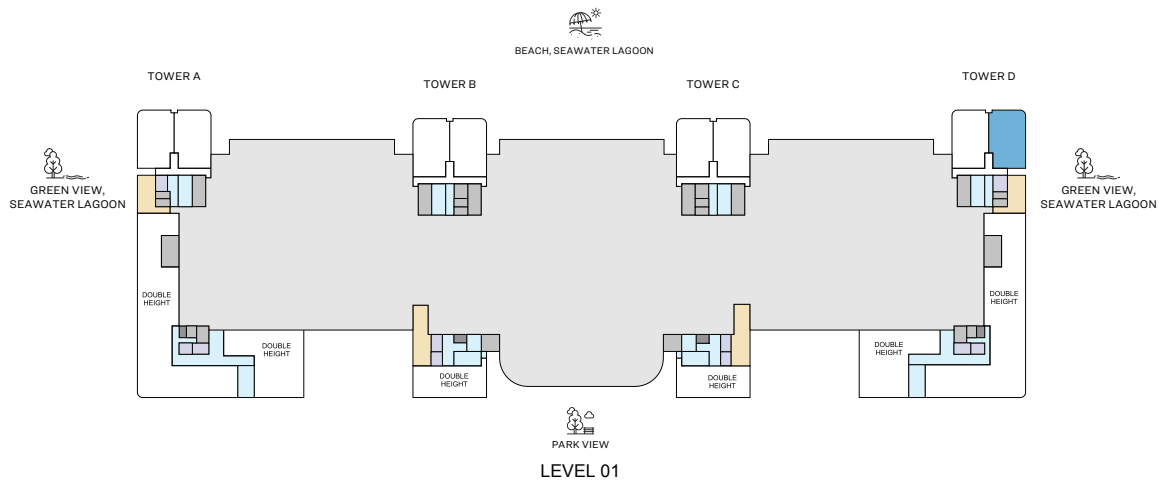
3
BEDROOM
(DUPLEX)
APARTMENT

TYPE C
VARIANT 1
(with study, maid room, powder room and balcony + yard)

TOTAL SALEABLE AREA
SUITE RANGE = 1,875.72 - 1,876.90 SQ.FT.
BALCONY + YARD RANGE = 178.90 - 179.00 SQ.FT.
TOTAL RANGE = 2,054.62 - 2,055.91 SQ.FT.

List of unit numbers with this unit plan:

- VIEWS
- Amenity, Pool, Sea-water Lagoon
C-203
- Amenity, Sea-water Lagoon
D-204, B-205



3
BEDROOM
(DUPLEX)
APARTMENT

TYPE E

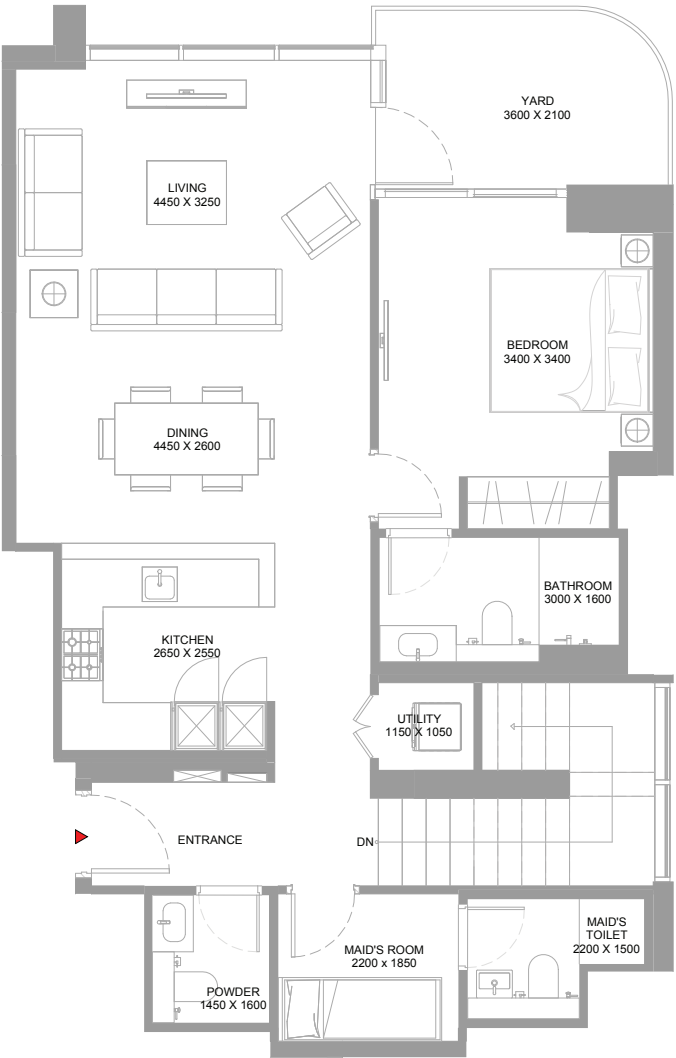
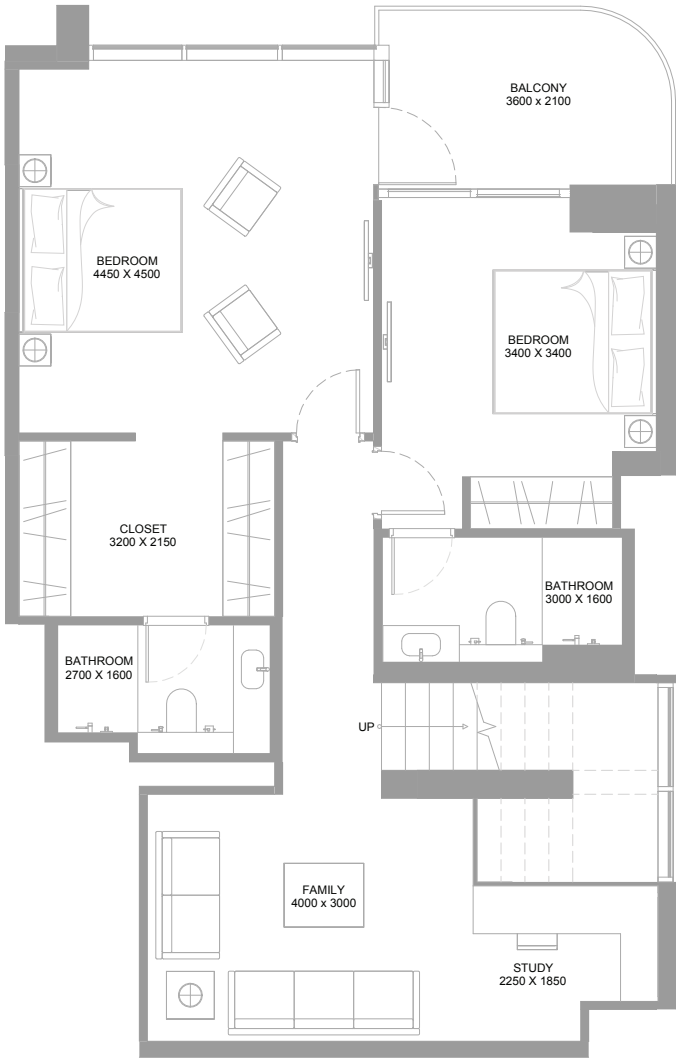
(with study, maid room, powder room and balcony + yard)

TOTAL SALEABLE AREA
SUITE = 1,875.72 SQ.FT.
BALCONY + YARD = 178.25 SQ.FT.
TOTAL = 2,053.97 SQ.FT.

List of unit numbers with this unit plan:

VIEWS

Green, Sea-water Lagoon
D-205



LOWER LEVEL

UPPER LEVEL

3
BEDROOM
(DUPLEX)
APARTMENT

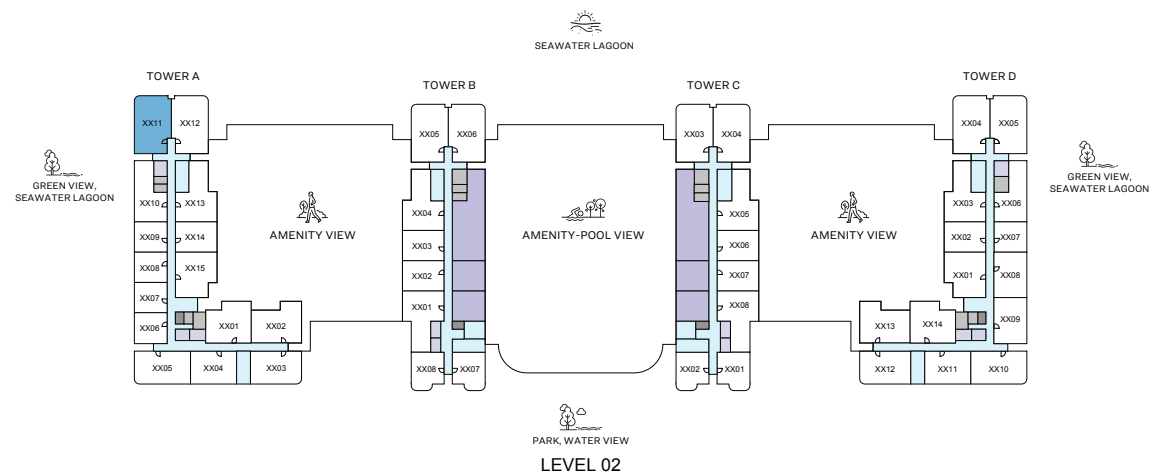
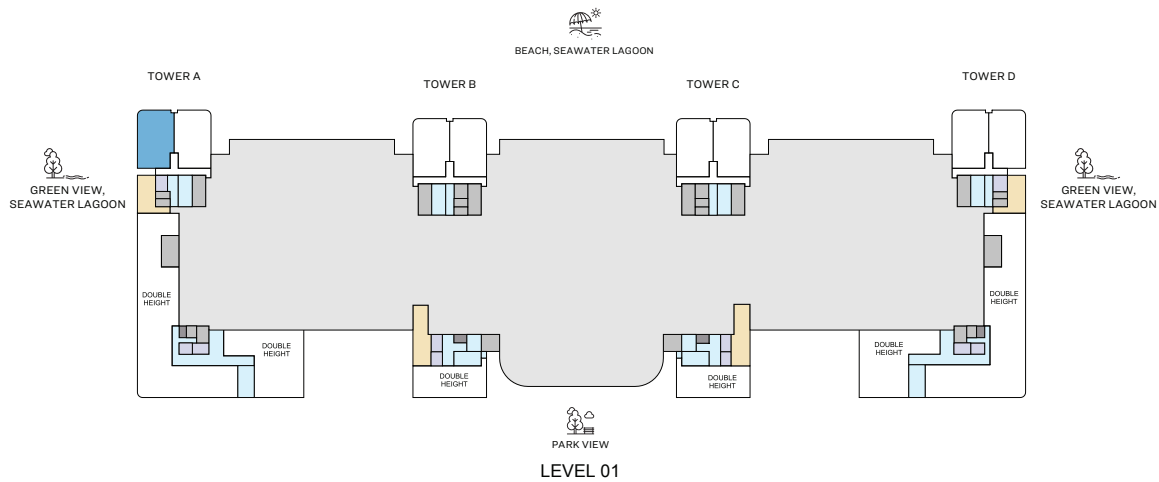
TYPE E
(with study, maid room, powder room and balcony + yard)

TOTAL SALEABLE AREA
SUITE = 1,875.72 SQ.FT.
BALCONY + YARD = 178.25 SQ.FT.
TOTAL = 2,053.97 SQ.FT.

List of unit numbers with this unit plan:

VIEWS

Green, Sea-water Lagoon
D-205



3
BEDROOM
(DUPLEX)
APARTMENT

TYPE E
VARIANT 1
(with study, maid room, powder room and balcony + yard)

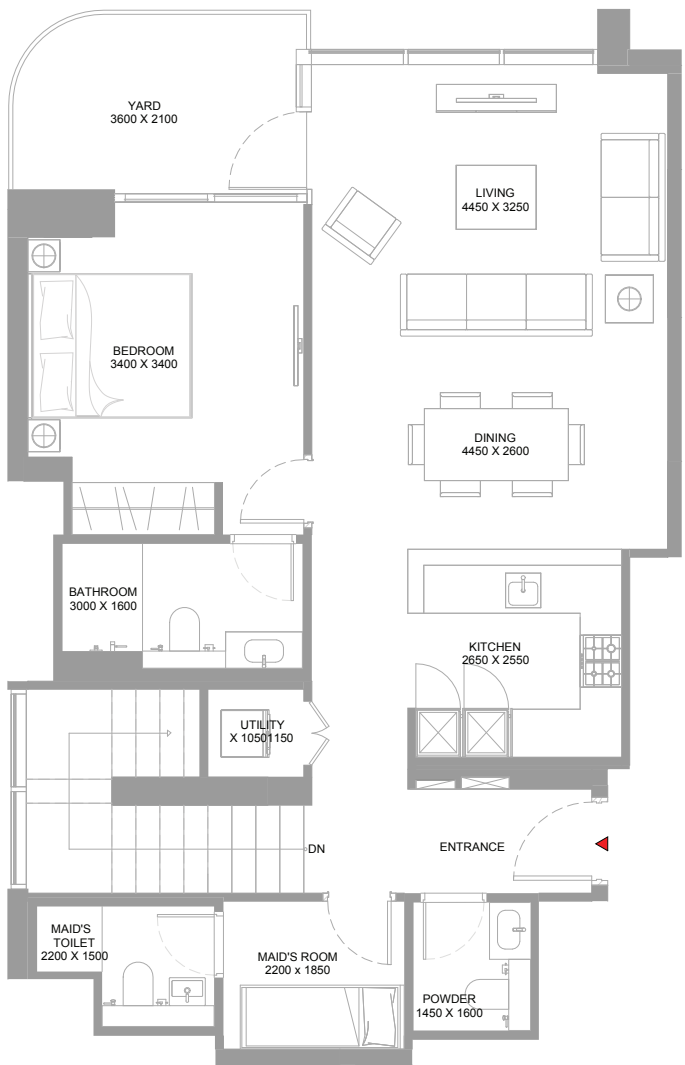
TOTAL SALEABLE AREA
SUITE = 1,875.83 SQ.FT.
BALCONY + YARD = 179.00 SQ.FT.
TOTAL = 2,054.83 SQ.FT.

List of unit numbers with this unit plan:

VIEWS
Green, Sea-water Lagoon
A-211



LOWER LEVEL



UPPER LEVEL

3
BEDROOM
(DUPLEX)
APARTMENT

TYPE E
VARIANT 1
(with study, maid room, powder room and balcony + yard)

TOTAL SALEABLE AREA
SUITE = 1,875.83 SQ.FT.
BALCONY + YARD = 179.00 SQ.FT.
TOTAL = 2,054.83 SQ.FT.

List of unit numbers with this unit plan:

VIEWS

Green, Sea-water Lagoon
A-211