

LUME

JUMEIRAH VILLAGE CIRCLE

FLOOR PLANS

FEBRUARY 2025



INDIVIDUAL FLOOR PLATES



LUME

GROUND FLOOR PLAN



RETAIL

RETAIL

RETAIL

RETAIL



LUME

1st FLOOR PLAN

109
1 - BEDROOM E

101
1 - BEDROOM B

102
1 - BEDROOM A

103
1 - BEDROOM A

104
2 - BEDROOM A

105
STUDIO C

106
STUDIO B

107
STUDIO A

108
STUDIO A





LUME

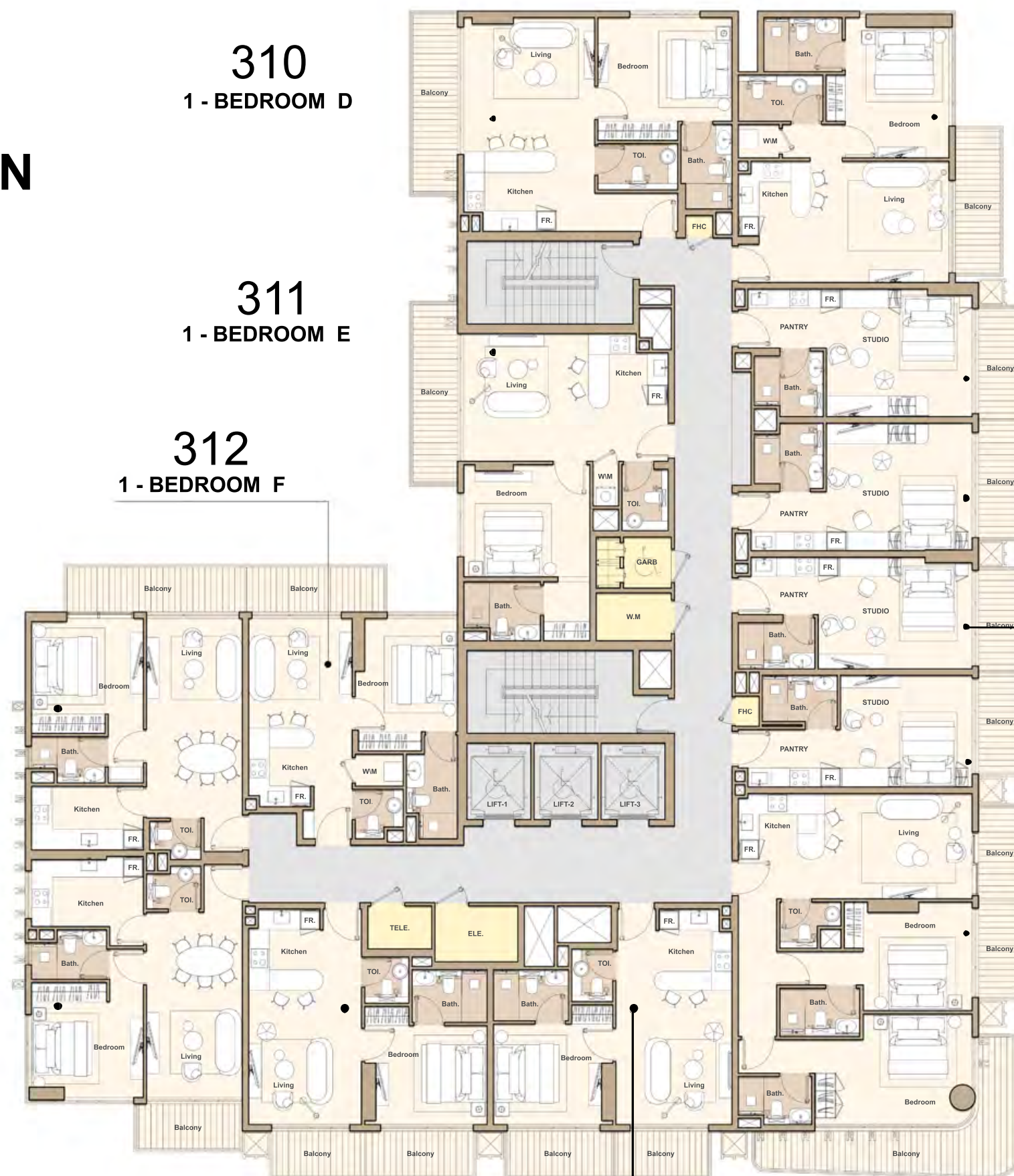
2nd FLOOR PLAN





LUME

3rd FLOOR PLAN



310
1 - BEDROOM D

311
1 - BEDROOM E

312
1 - BEDROOM F

313
1 - BEDROOM G

301
1 - BEDROOM B

302
1 - BEDROOM A

303
1 - BEDROOM A

309
1 - BEDROOM C

308
STUDIO A

307
STUDIO A

306
STUDIO B

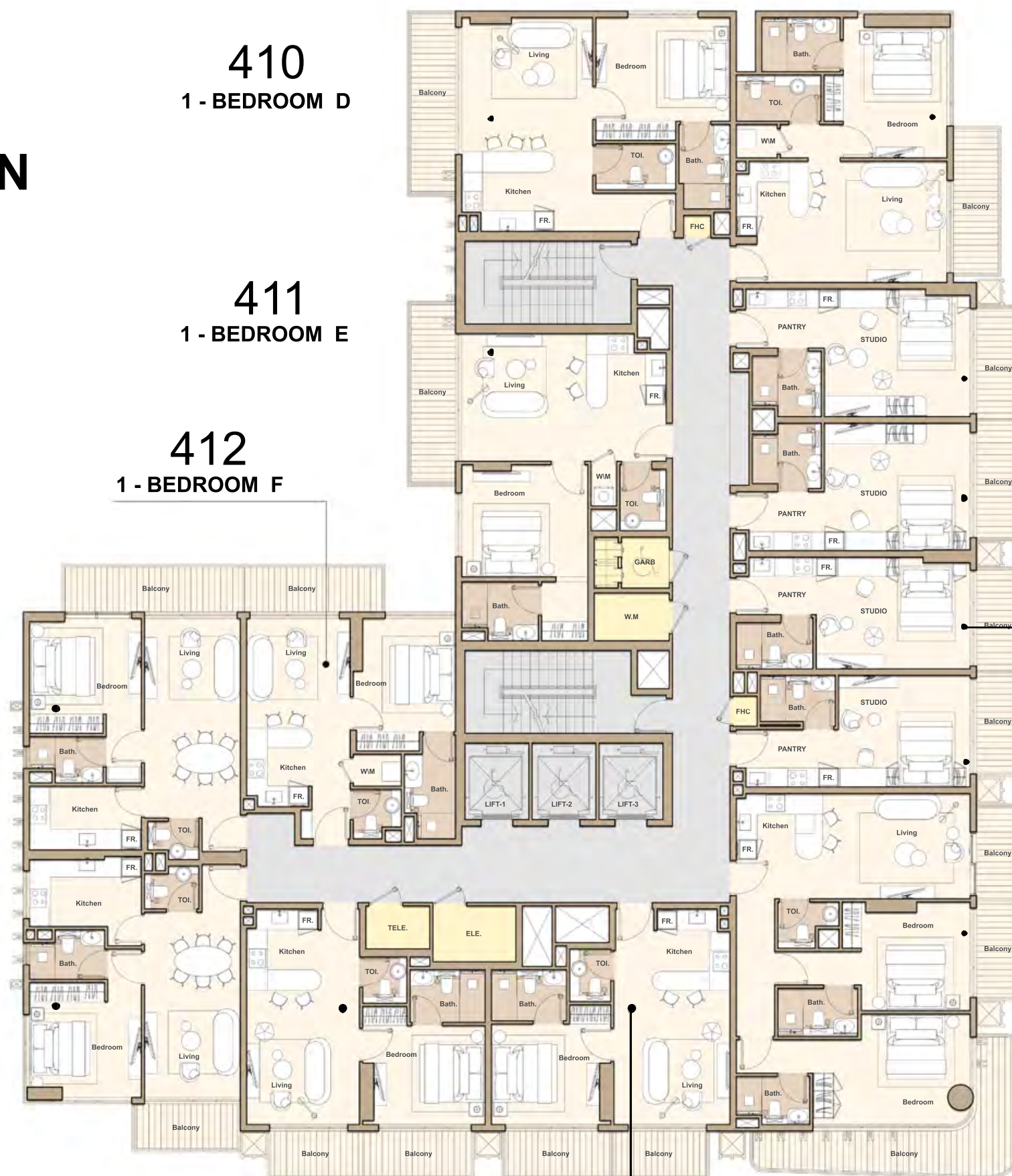
305
STUDIO C

304
2 - BEDROOM A



LUME

4th FLOOR PLAN



410
1 - BEDROOM D

411
1 - BEDROOM E

412
1 - BEDROOM F

413
1 - BEDROOM G

401
1 - BEDROOM B

402
1 - BEDROOM A

403
1 - BEDROOM A

409
1 - BEDROOM C

408
STUDIO A

407
STUDIO A

406
STUDIO B

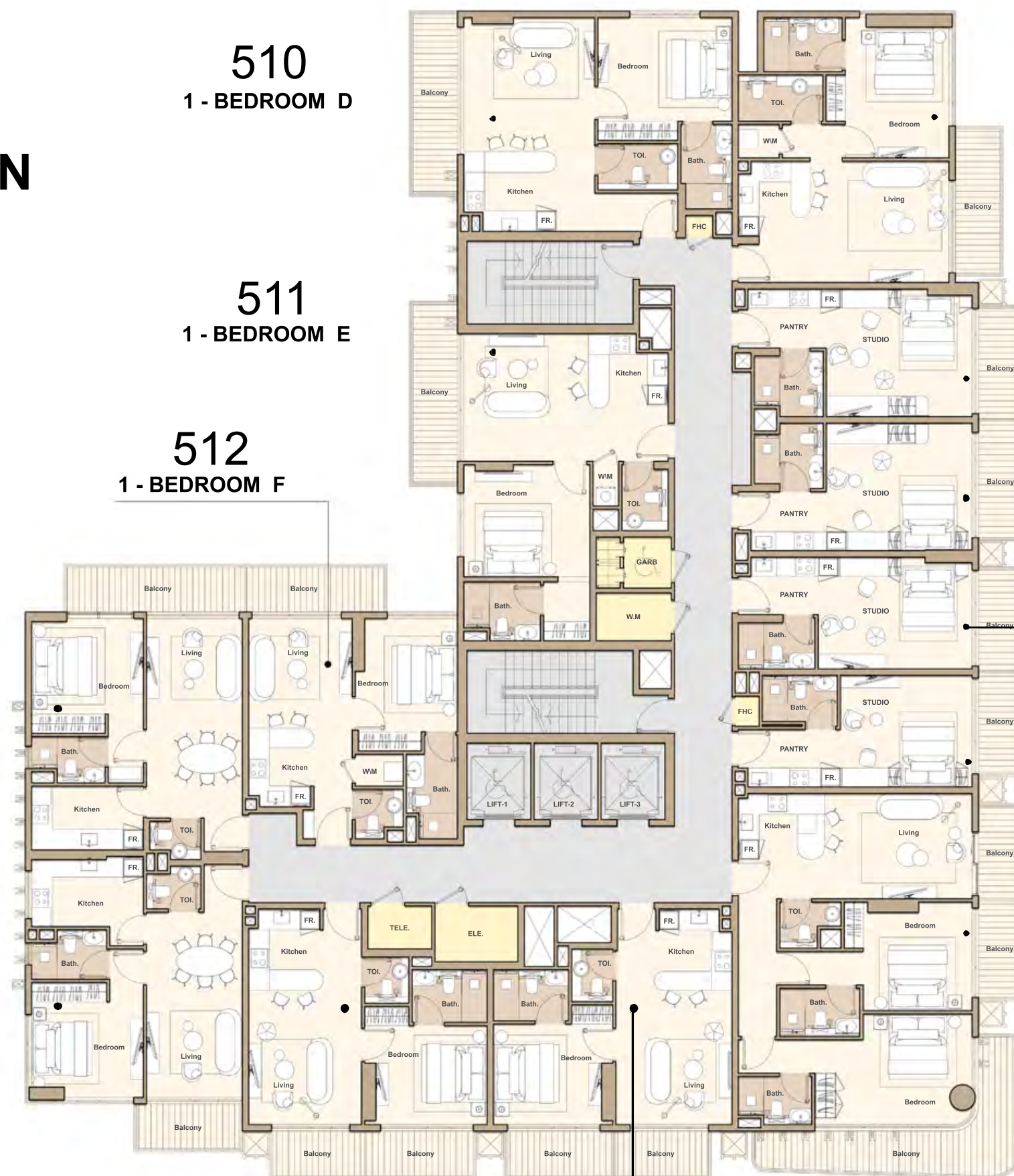
405
STUDIO C

404
2 - BEDROOM A



LUME

5th FLOOR PLAN



510
1 - BEDROOM D

511
1 - BEDROOM E

512
1 - BEDROOM F

513
1 - BEDROOM G

501
1 - BEDROOM B

502
1 - BEDROOM A

509
1 - BEDROOM C

508
STUDIO A

507
STUDIO A

506
STUDIO B

505
STUDIO C

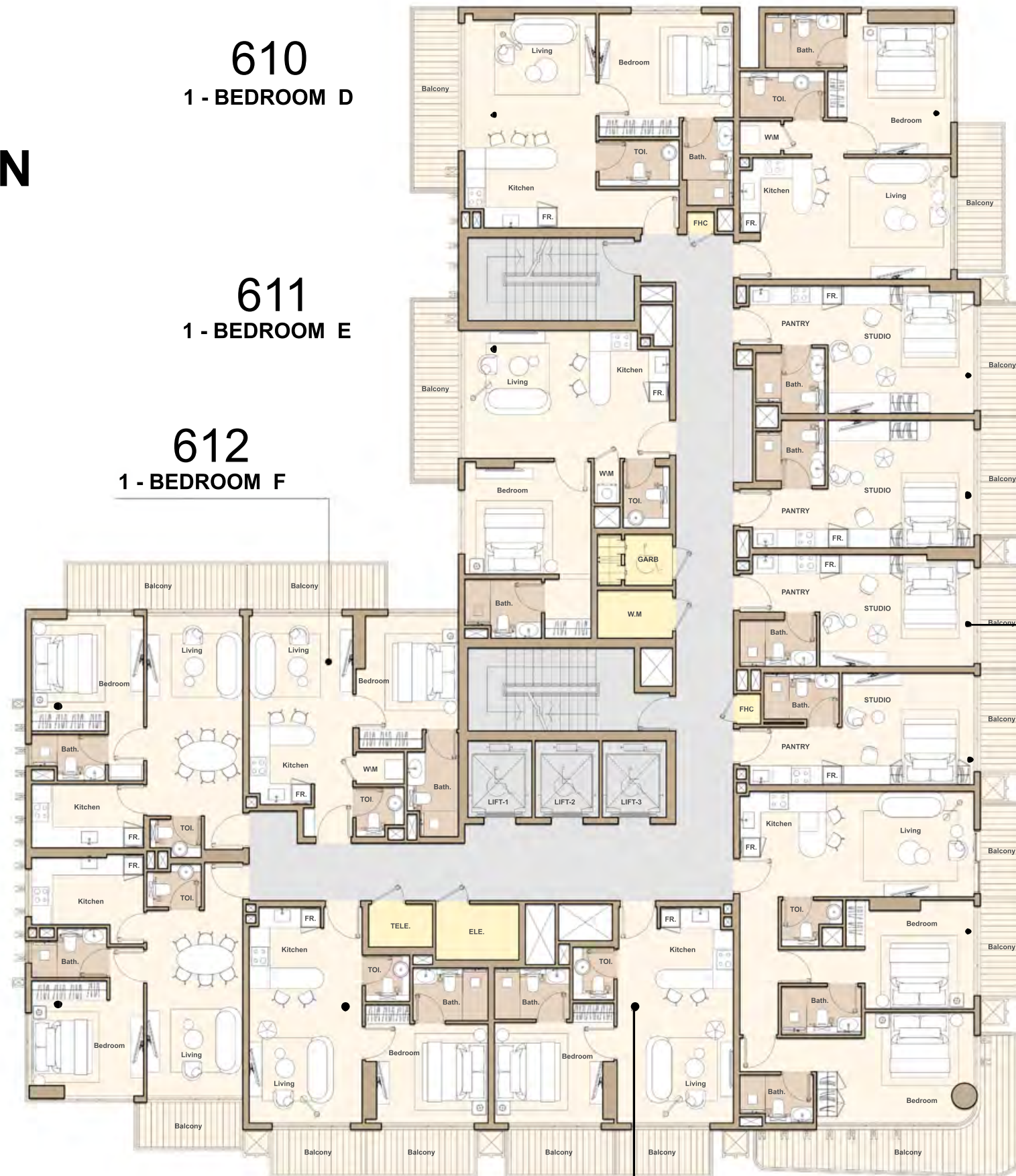
504
2 - BEDROOM A

503
1 - BEDROOM A



LUME

6th FLOOR PLAN



610
1 - BEDROOM D

609
1 - BEDROOM C

611
1 - BEDROOM E

608
STUDIO A

612
1 - BEDROOM F

607
STUDIO A

613
1 - BEDROOM G

606
STUDIO B

601
1 - BEDROOM B

605
STUDIO C

604
2 - BEDROOM A

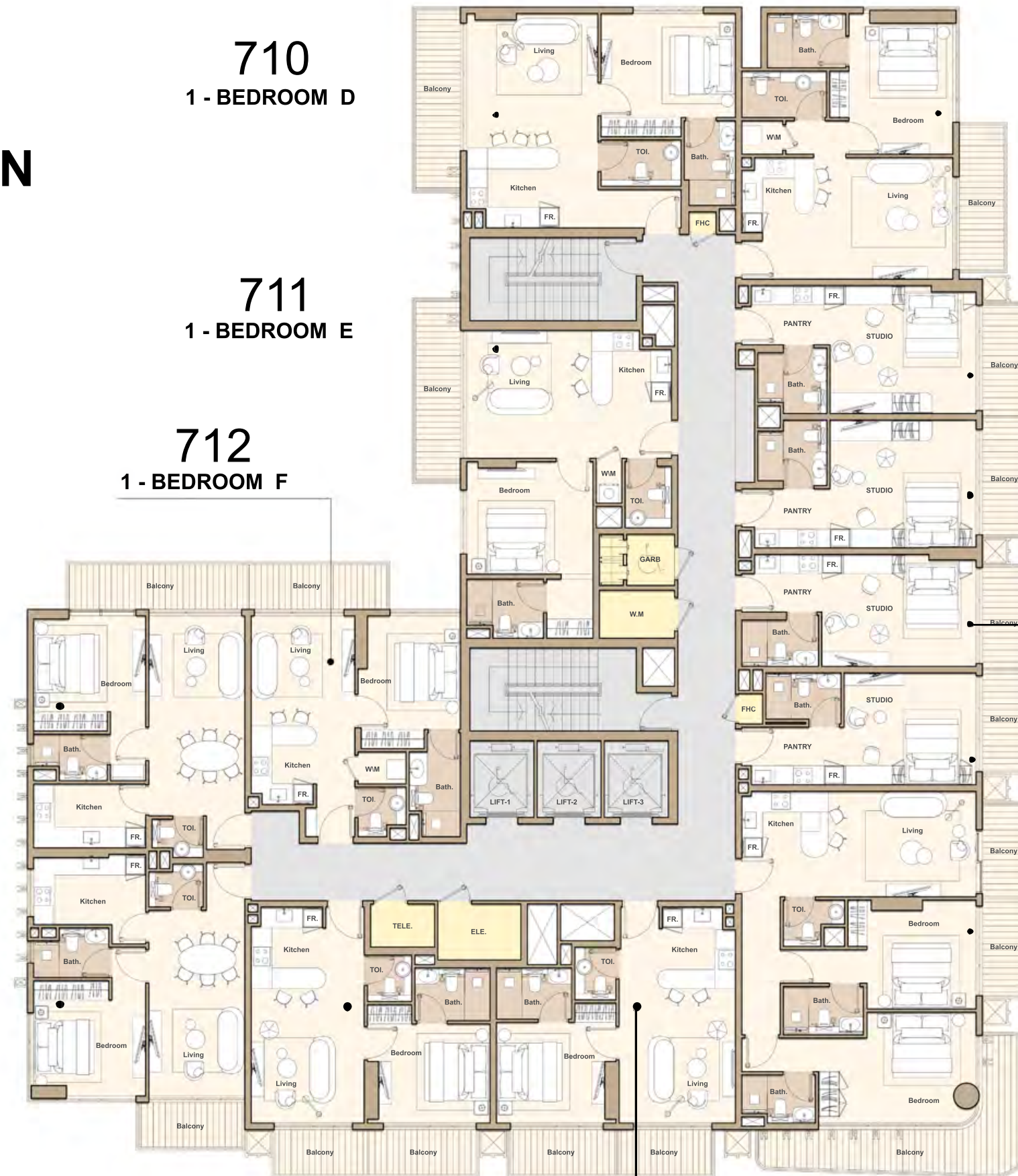
602
1 - BEDROOM A

603
1 - BEDROOM A



LUME

7th FLOOR PLAN



710
1 - BEDROOM D

711
1 - BEDROOM E

712
1 - BEDROOM F

713
1 - BEDROOM G

701
1 - BEDROOM B

702
1 - BEDROOM A

703
1 - BEDROOM A

709
1 - BEDROOM C

708
STUDIO A

707
STUDIO A

706
STUDIO B

705
STUDIO C

704
2 - BEDROOM A



810
1 - BEDROOM D

811
1 - BEDROOM E

812
1 - BEDROOM F

813
1 - BEDROOM G

801
1 - BEDROOM B

802
1 - BEDROOM A

803
1 - BEDROOM A

809
1 - BEDROOM C

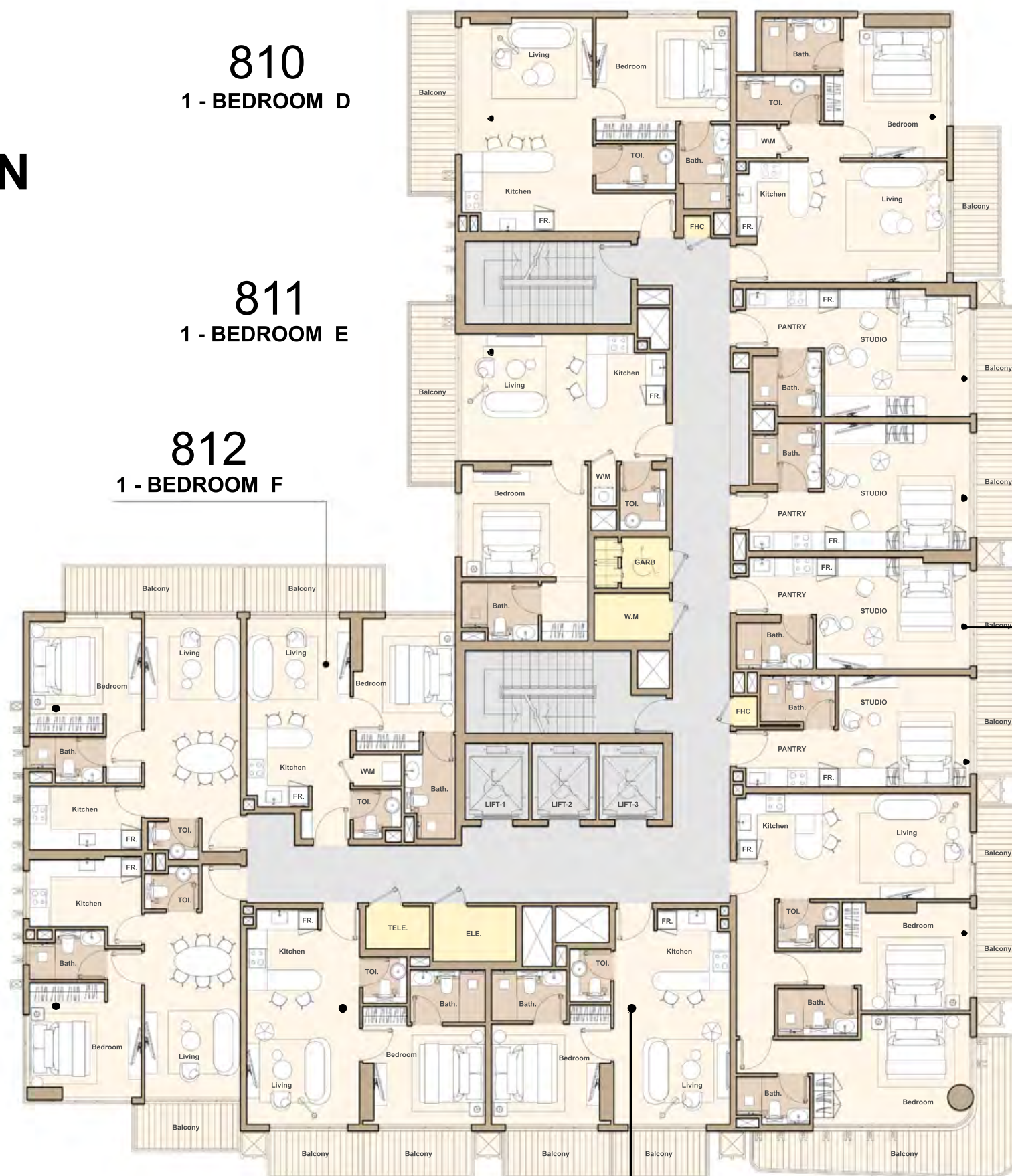
808
STUDIO A

807
STUDIO A

806
STUDIO B

805
STUDIO C

804
2 - BEDROOM A





LUME

9th FLOOR PLAN

910
1 - BEDROOM D

909
1 - BEDROOM C

911
1 - BEDROOM E

908
STUDIO A

907
STUDIO A

912
1 - BEDROOM F

906
STUDIO B

905
STUDIO C

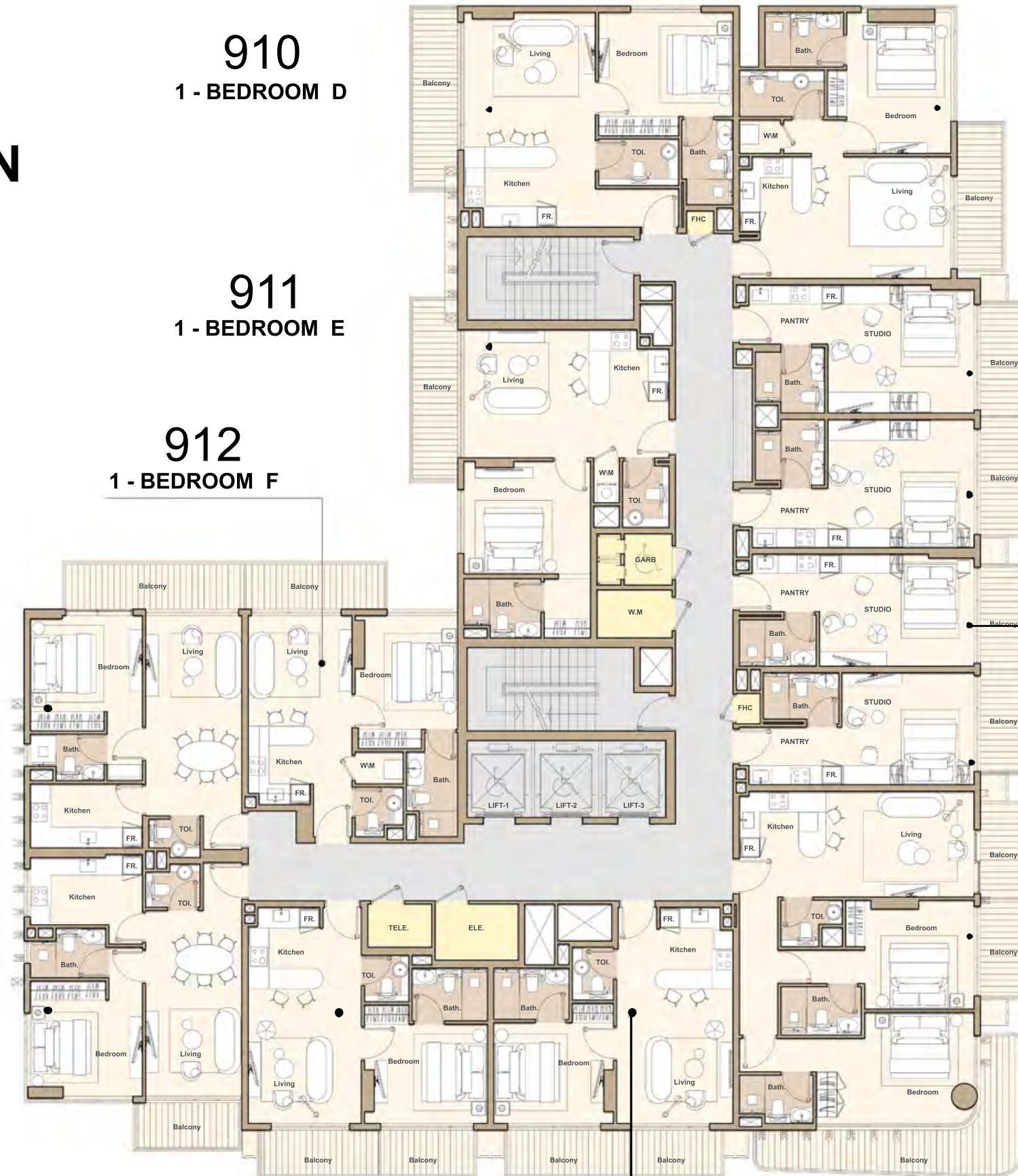
913
1 - BEDROOM G

901
1 - BEDROOM B

904
2 - BEDROOM A

902
1 - BEDROOM A

903
1 - BEDROOM A





LUME

10th FLOOR PLAN

1010
1 - BEDROOM D

1009
1 - BEDROOM C

1011
1 - BEDROOM E

1008
STUDIO A

1007
STUDIO A

1012
1 - BEDROOM F

1006
STUDIO B

1005
STUDIO C

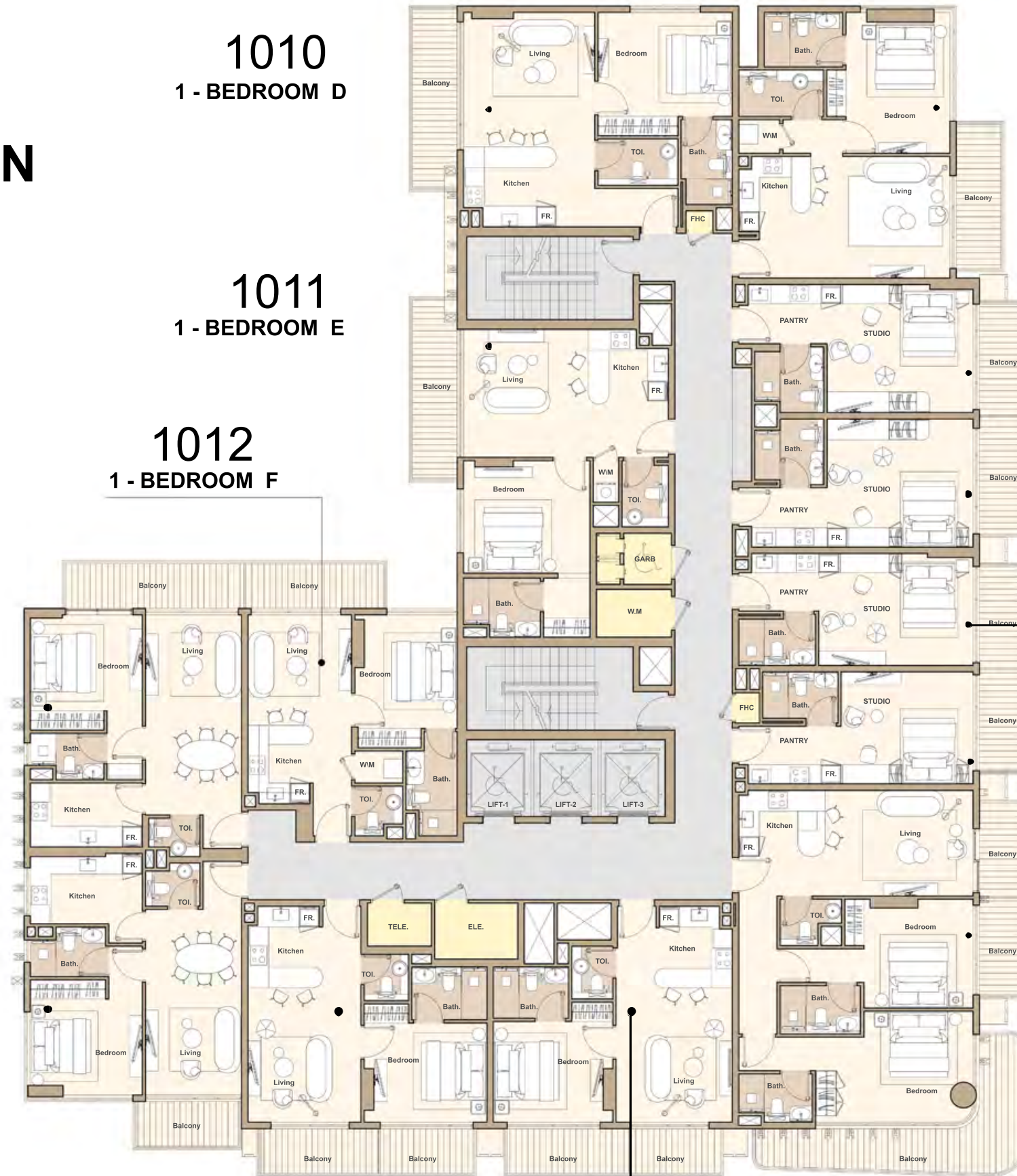
1013
1 - BEDROOM G

1001
1 - BEDROOM B

1004
2 - BEDROOM A

1002
1 - BEDROOM A

1003
1 - BEDROOM A





LUME

11th FLOOR PLAN

1110
1 - BEDROOM D

1109
1 - BEDROOM C

1111
1 - BEDROOM E

1108
STUDIO A

1107
STUDIO A

1112
1 - BEDROOM F

1106
STUDIO B

1105
STUDIO C

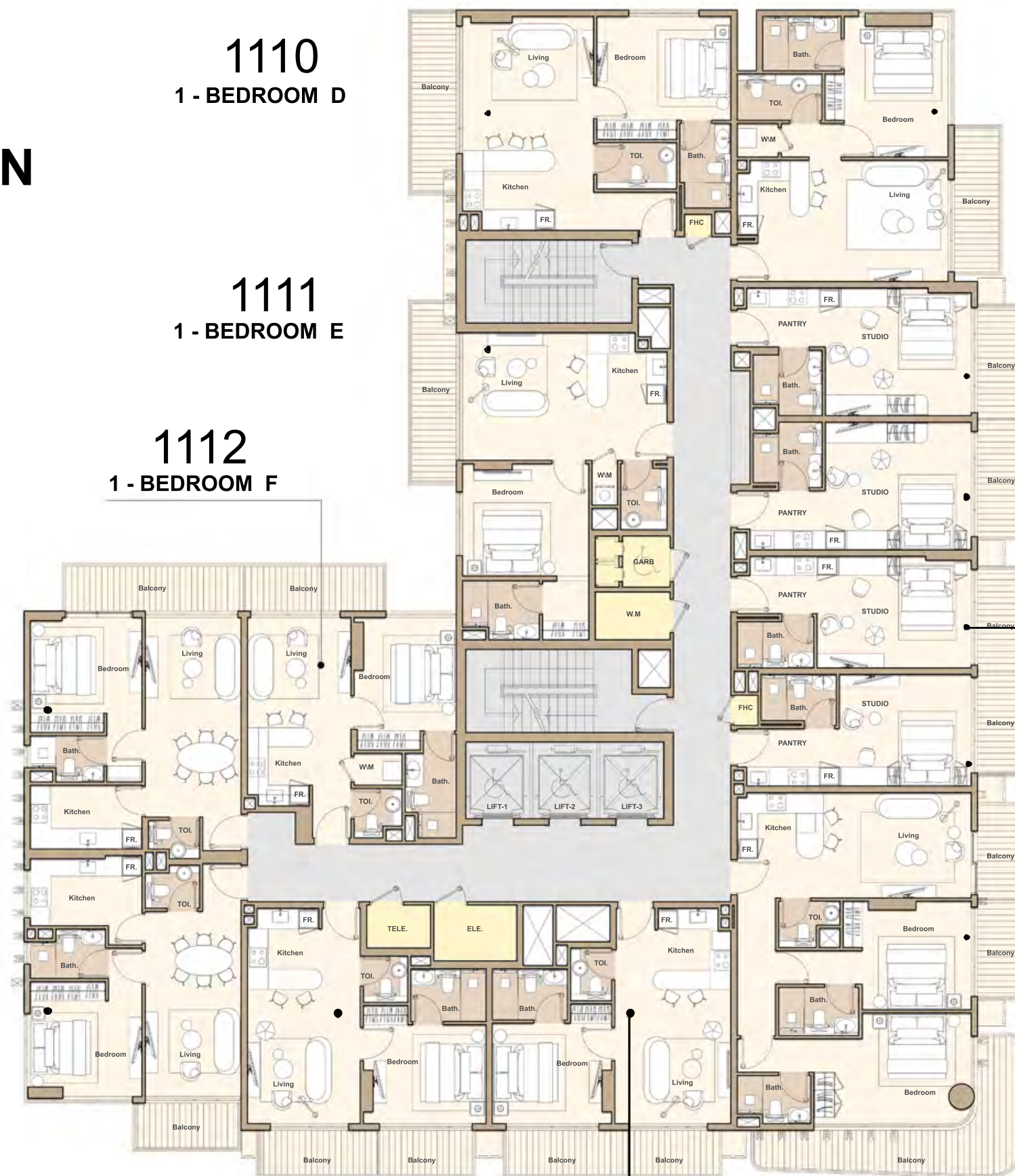
1113
1 - BEDROOM G

1104
2 - BEDROOM A

1101
1 - BEDROOM B

1102
1 - BEDROOM A

1103
1 - BEDROOM A





LUME

12nd FLOOR PLAN

1210
1 - BEDROOM D

1209
1 - BEDROOM C

1211
1 - BEDROOM E

1208
STUDIO A

1207
STUDIO A

1212
1 - BEDROOM F

1206
STUDIO B

1205
STUDIO C

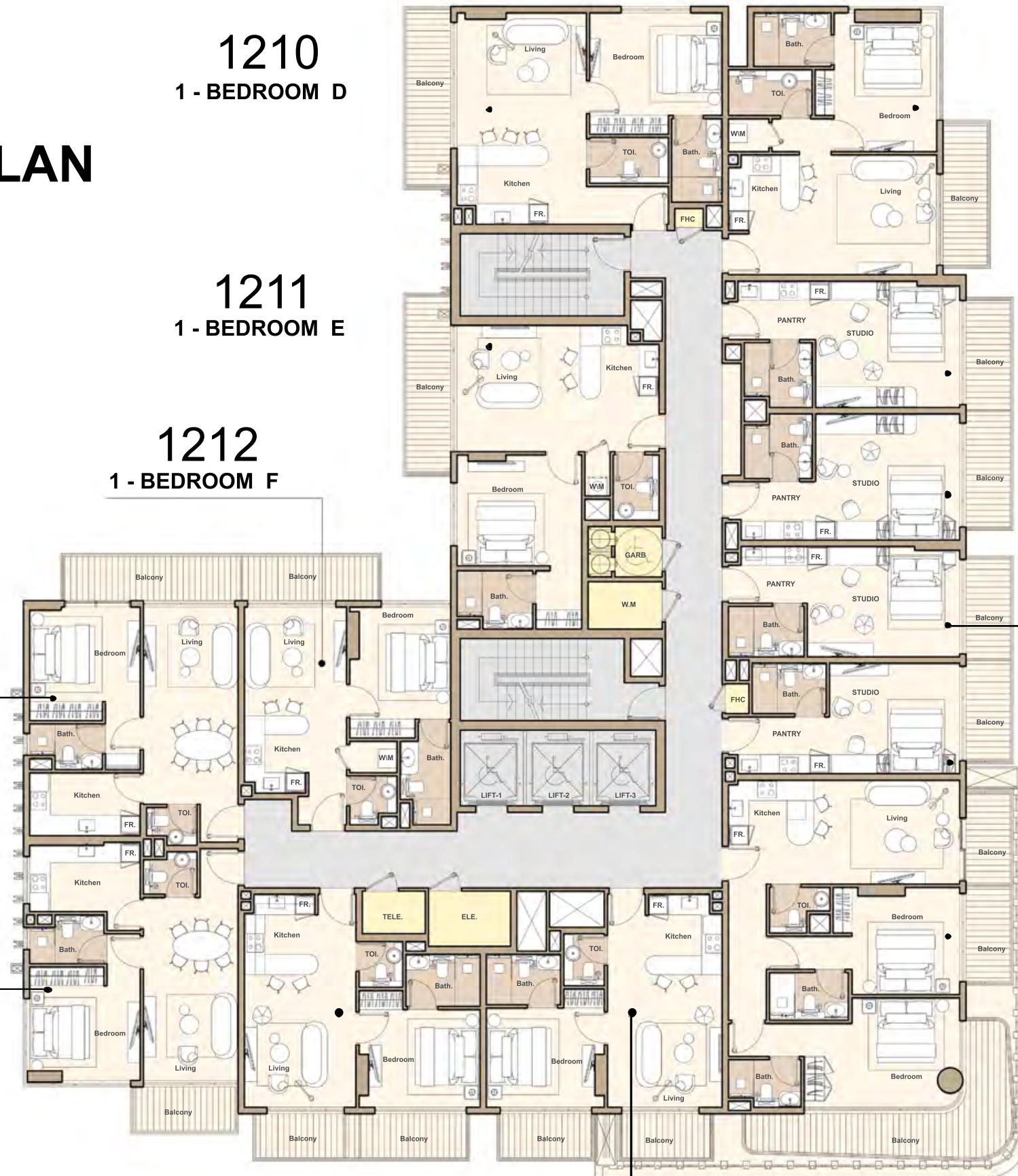
1213
1 - BEDROOM G

1204
2 - BEDROOM A

1201
1 - BEDROOM B

1202
1 - BEDROOM A

1203
1 - BEDROOM A





LUME

13th FLOOR PLAN

1310
1 - BEDROOM D

1309
1 - BEDROOM C

1311
1 - BEDROOM E

1308
STUDIO A

1307
STUDIO A

1312
1 - BEDROOM F

1306
STUDIO B

1305
STUDIO C

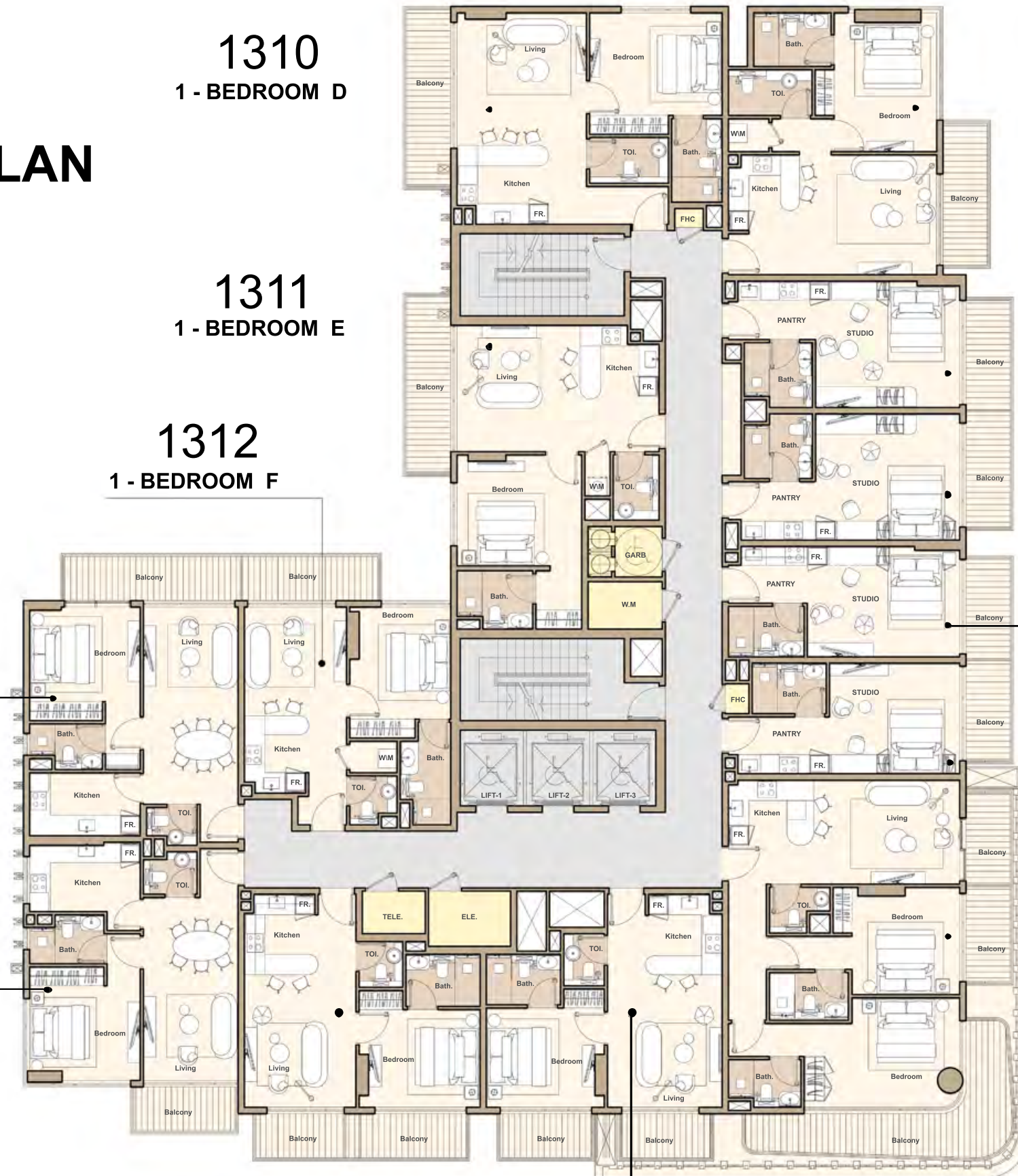
1313
1 - BEDROOM G

1304
2 - BEDROOM A

1301
1 - BEDROOM B

1302
1 - BEDROOM A

1303
1 - BEDROOM A





LUME

14th FLOOR PLAN

1410
1 - BEDROOM D

1409
1 - BEDROOM C

1411
1 - BEDROOM E

1408
STUDIO A

1407
STUDIO A

1412
1 - BEDROOM F

1406
STUDIO B

1405
STUDIO C

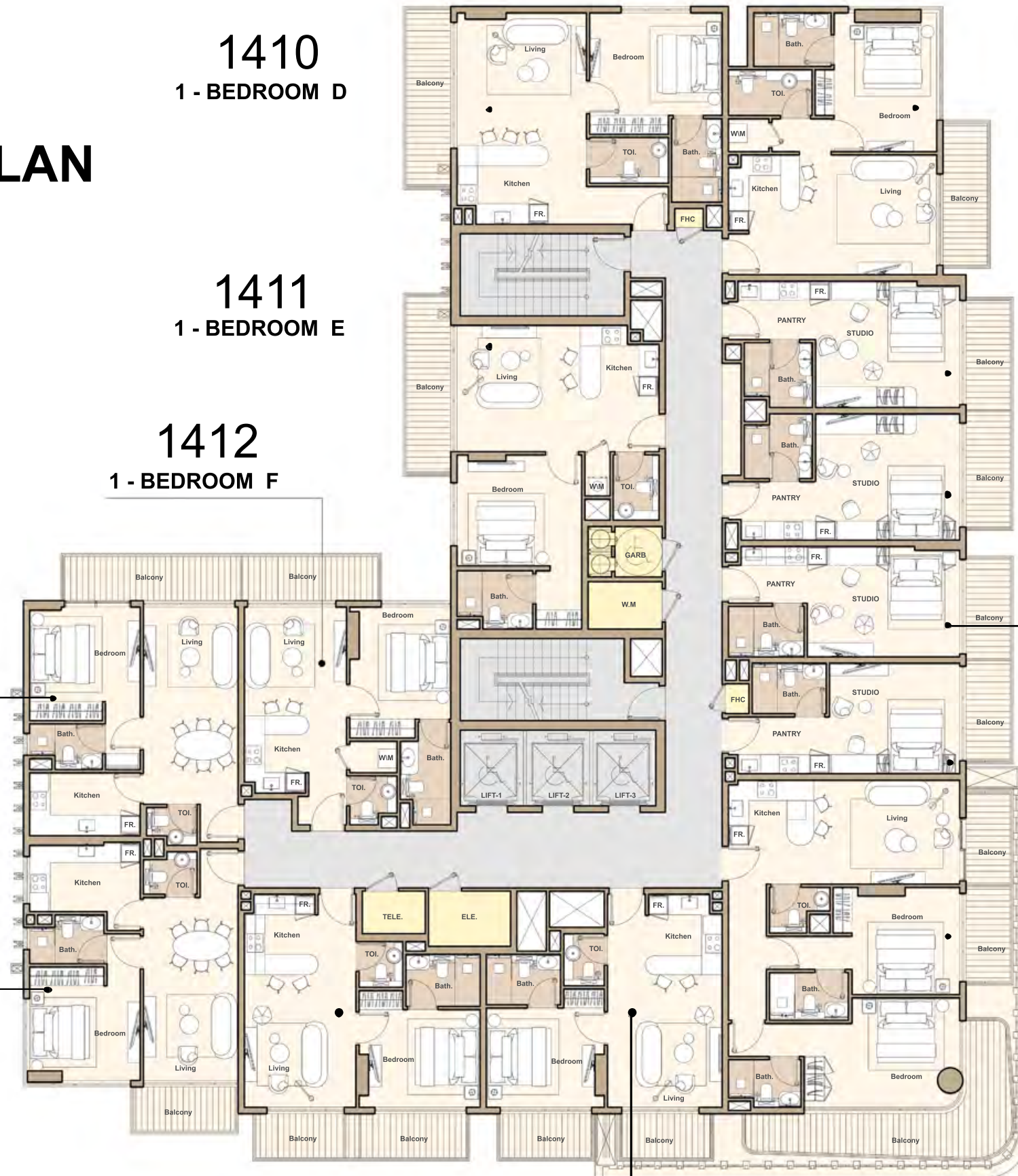
1413
1 - BEDROOM G

1404
2 - BEDROOM A

1401
1 - BEDROOM B

1402
1 - BEDROOM A

1403
1 - BEDROOM A





INDIVIDUAL FLOOR PLANS

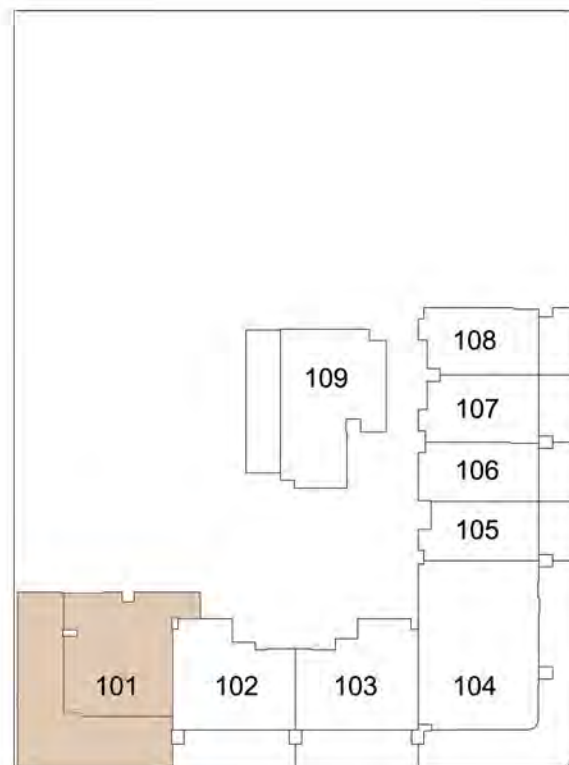


1ST FLOOR

LUME

UNIT : 101 1 - BEDROOM TYPE B

| | | |
|----------------|---------|--------|
| APARTMENT AREA | 585.02 | SQ.FT. |
| BALCONY AREA | 572.53 | SQ.FT. |
| TOTAL AREA | 1157.55 | SQ.FT. |

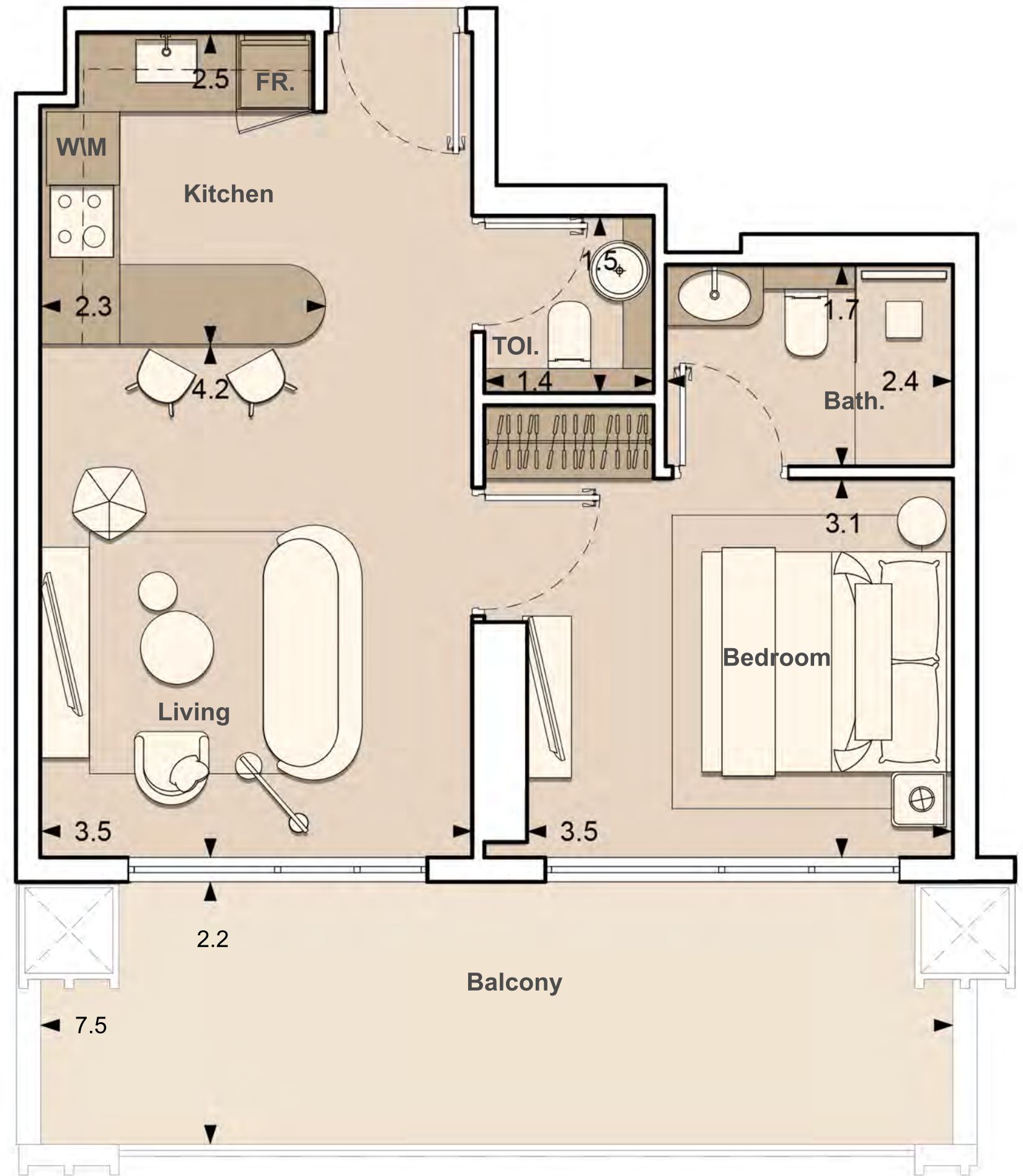
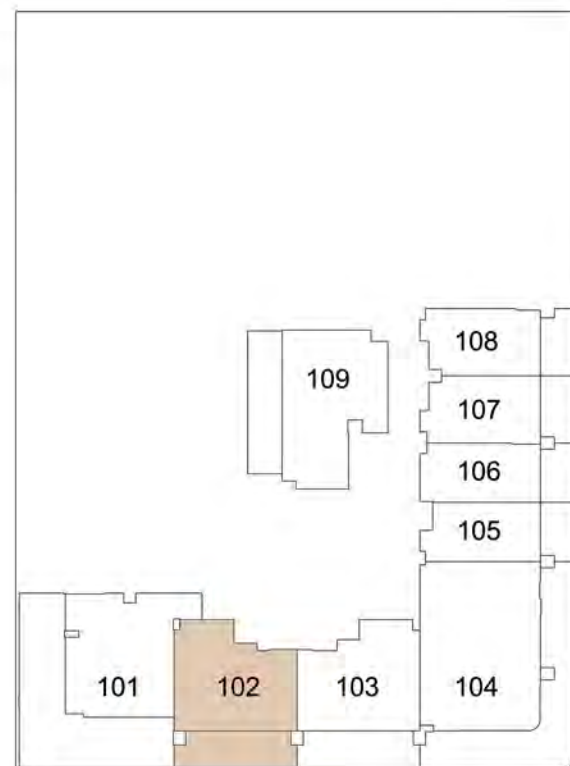


1. All dimensions are in imperial and metric, and measured to structural elements and exclude wall finishes and construction tolerances. 2. All materials, dimensions, and drawings are approximate only. 3. Information is subject to change without notice at developer's absolute discretion. 4. Actual area may vary from the stated area. 5. Drawings not to scale. 6. All images used are for illustrative purposes only and do not represent the actual size, features, specifications, fittings, and furnishings. 7. The developer reserves the right to make revisions / alterations, at its absolute discretion, without any liability whatsoever.

LUME

UNIT : 102 1 BEDROOM TYPE A

| | |
|----------------|---------------|
| APARTMENT AREA | 497.51 SQ.FT. |
| BALCONY AREA | 181.69 SQ.FT. |
| TOTAL AREA | 679.20 SQ.FT. |

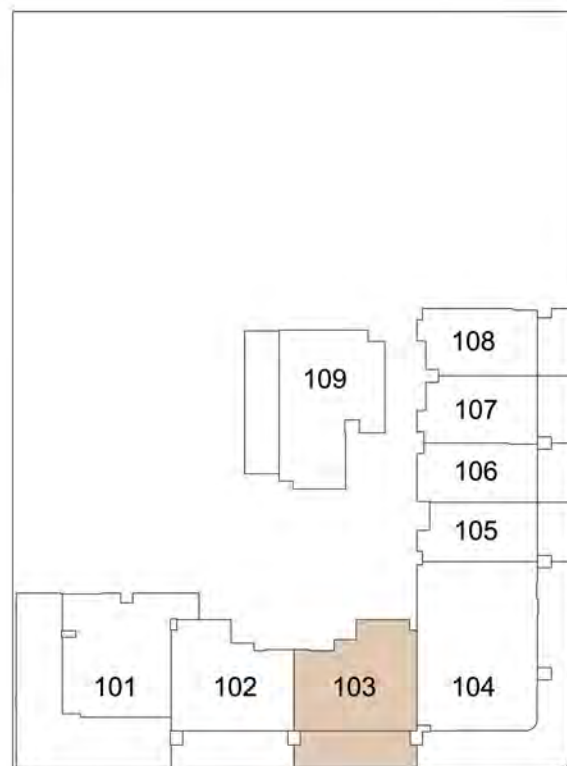


1. All dimensions are in imperial and metric, and measured to structural elements and exclude wall finishes and construction tolerances. 2. All materials, dimensions, and drawings are approximate only. 3. Information is subject to change without notice at developer's absolute discretion. 4. Actual area may vary from the stated area. 5. Drawings not to scale. 6. All images used are for illustrative purposes only and do not represent the actual size, features, specifications, fittings, and furnishings. 7. The developer reserves the right to make revisions / alterations, at its absolute discretion, without any liability whatsoever.

LUME

UNIT : 103 1 BEDROOM TYPE A

| | | |
|----------------|--------|--------|
| APARTMENT AREA | 500.20 | SQ.FT. |
| BALCONY AREA | 184.49 | SQ.FT. |
| TOTAL AREA | 684.69 | SQ.FT. |

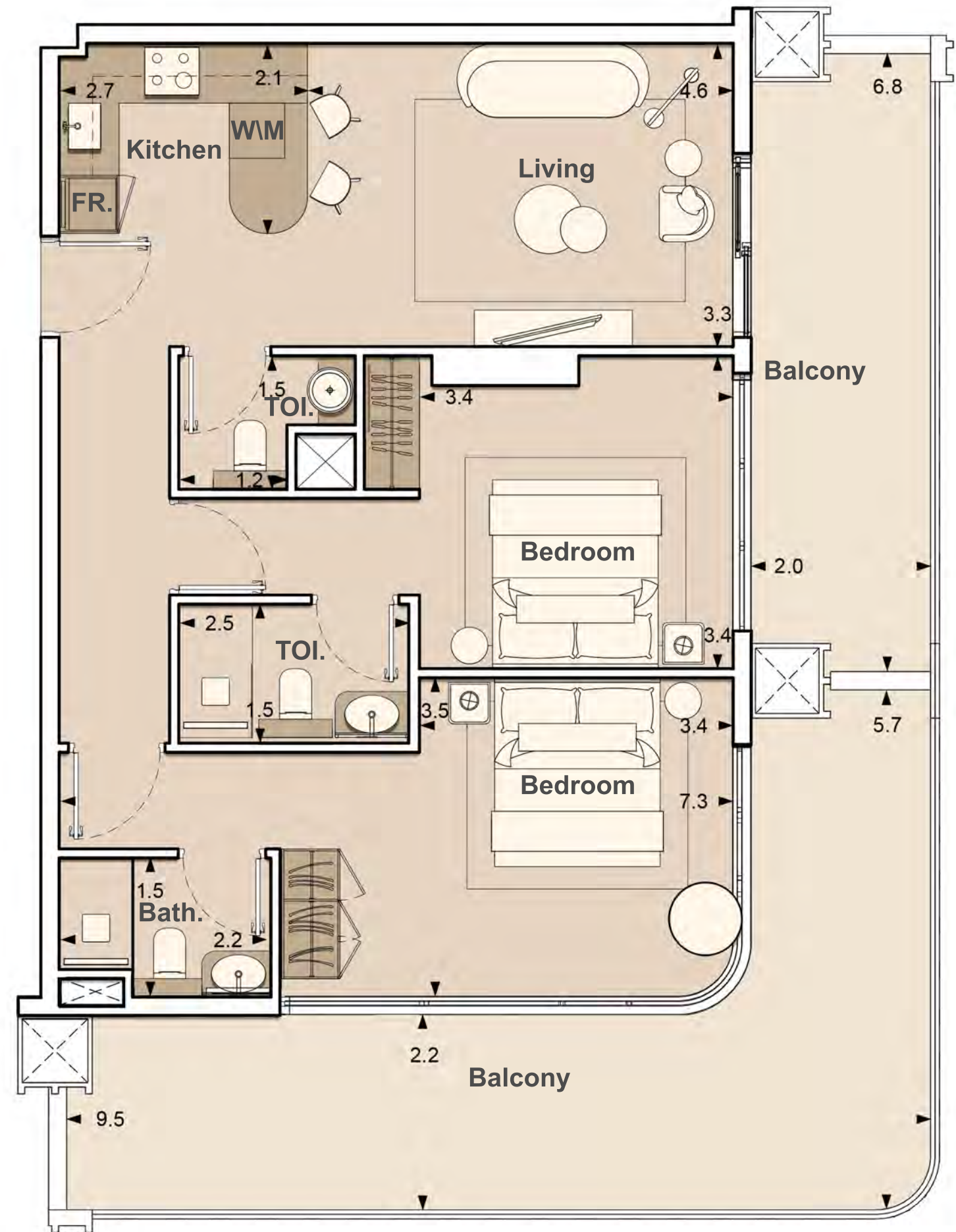
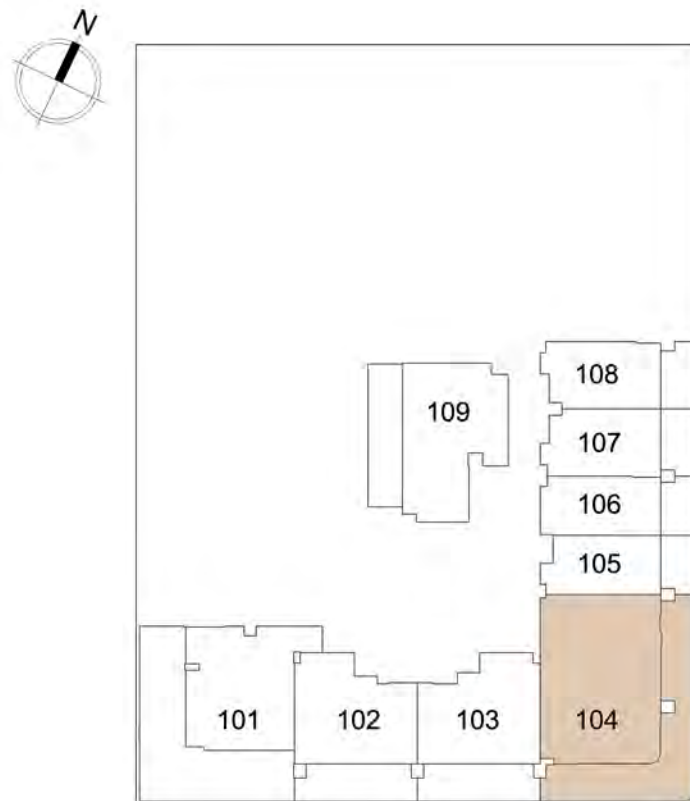


1. All dimensions are in imperial and metric, and measured to structural elements and exclude wall finishes and construction tolerances. 2. All materials, dimensions, and drawings are approximate only. 3. Information is subject to change without notice at developer's absolute discretion. 4. Actual area may vary from the stated area. 5. Drawings not to scale. 6. All images used are for illustrative purposes only and do not represent the actual size, features, specifications, fittings, and furnishings. 7. The developer reserves the right to make revisions / alterations, at its absolute discretion, without any liability whatsoever.

LUME

UNIT : 104 2 - BEDROOM TYPE A

| | | |
|----------------|---------|--------|
| APARTMENT AREA | 843.35 | SQ.FT. |
| BALCONY AREA | 474.58 | SQ.FT. |
| TOTAL AREA | 1317.93 | SQ.FT. |

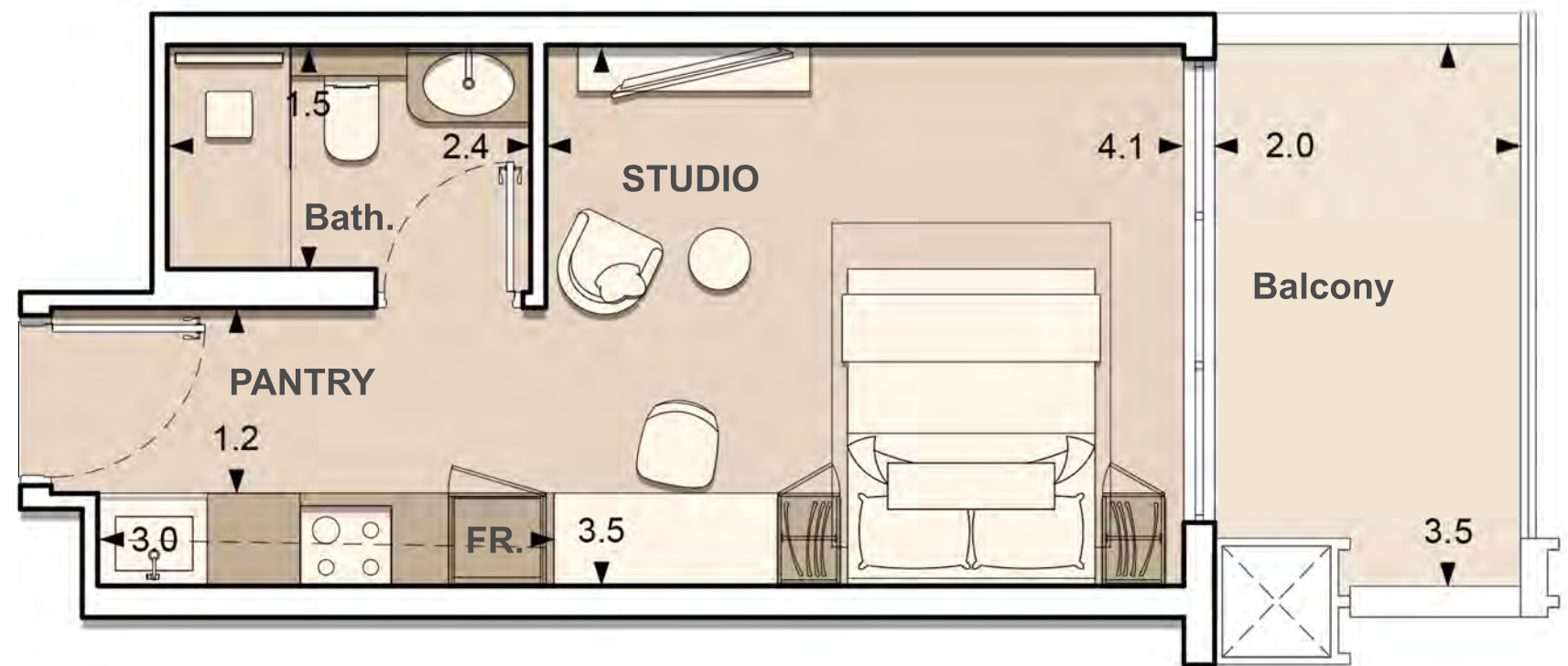
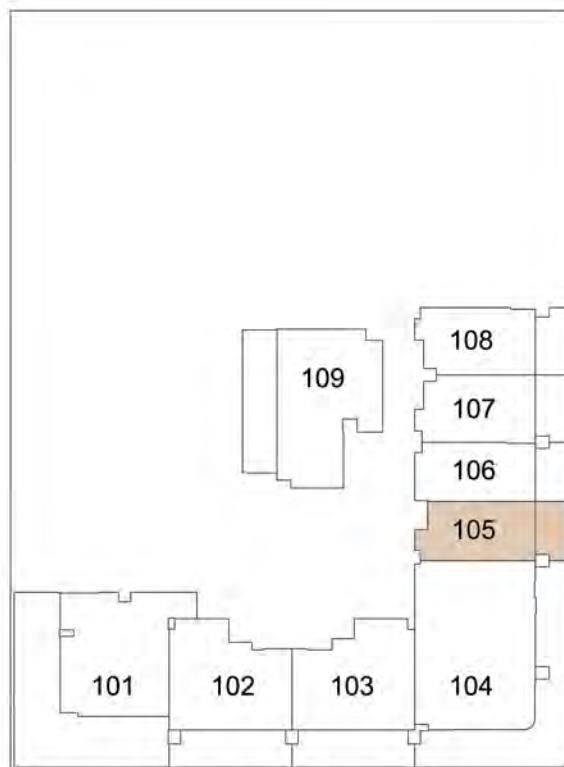


1. All dimensions are in imperial and metric, and measured to structural elements and exclude wall finishes and construction tolerances. 2. All materials, dimensions, and drawings are approximate only. 3. Information is subject to change without notice at developer's absolute discretion. 4. Actual area may vary from the stated area. 5. Drawings not to scale. 6. All images used are for illustrative purposes only and do not represent the actual size, features, specifications, fittings, and furnishings. 7. The developer reserves the right to make revisions / alterations, at its absolute discretion, without any liability whatsoever.

LUME

UNIT : 105 STUDIO TYPE c

| | |
|----------------|---------------|
| APARTMENT AREA | 282.34 SQ.FT. |
| BALCONY AREA | 82.02 SQ.FT. |
| TOTAL AREA | 364.36 SQ.FT. |

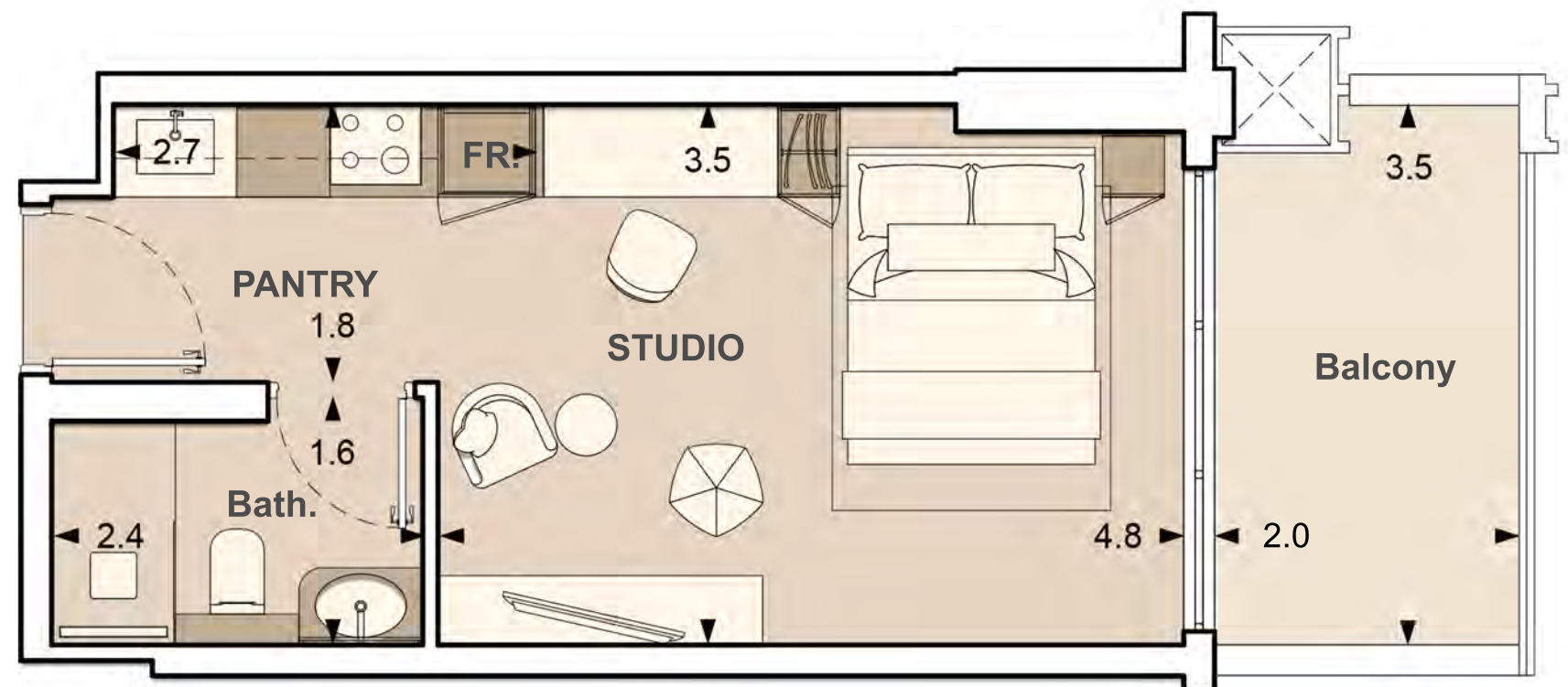
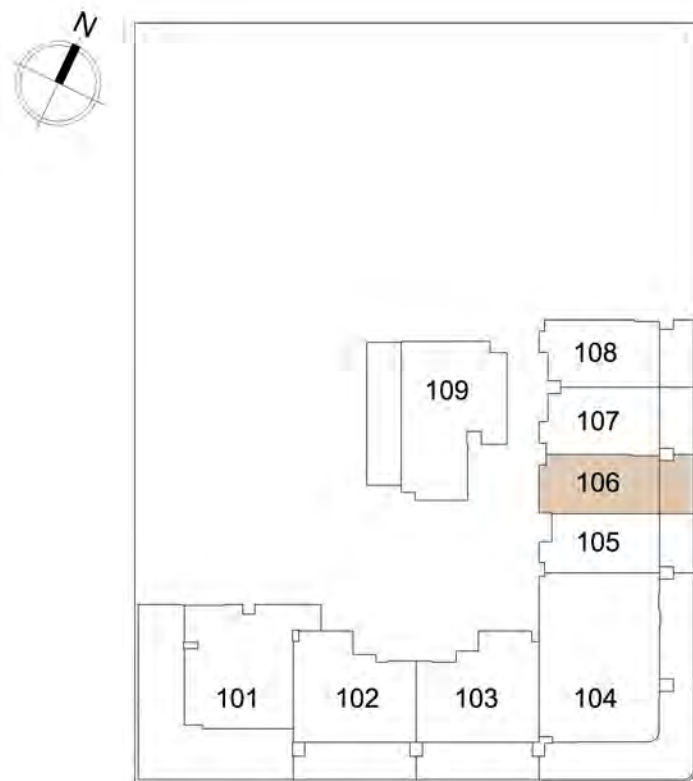


1. All dimensions are in imperial and metric, and measured to structural elements and exclude wall finishes and construction tolerances. 2. All materials, dimensions, and drawings are approximate only. 3. Information is subject to change without notice at developer's absolute discretion. 4. Actual area may vary from the stated area. 5. Drawings not to scale. 6. All images used are for illustrative purposes only and do not represent the actual size, features, specifications, fittings, and furnishings. 7. The developer reserves the right to make revisions / alterations, at its absolute discretion, without any liability whatsoever.

LUME

UNIT : 106 STUDIO TYPE B

| | | |
|----------------|--------|--------|
| APARTMENT AREA | 294.61 | SQ.FT. |
| BALCONY AREA | 82.02 | SQ.FT. |
| TOTAL AREA | 376.63 | SQ.FT. |

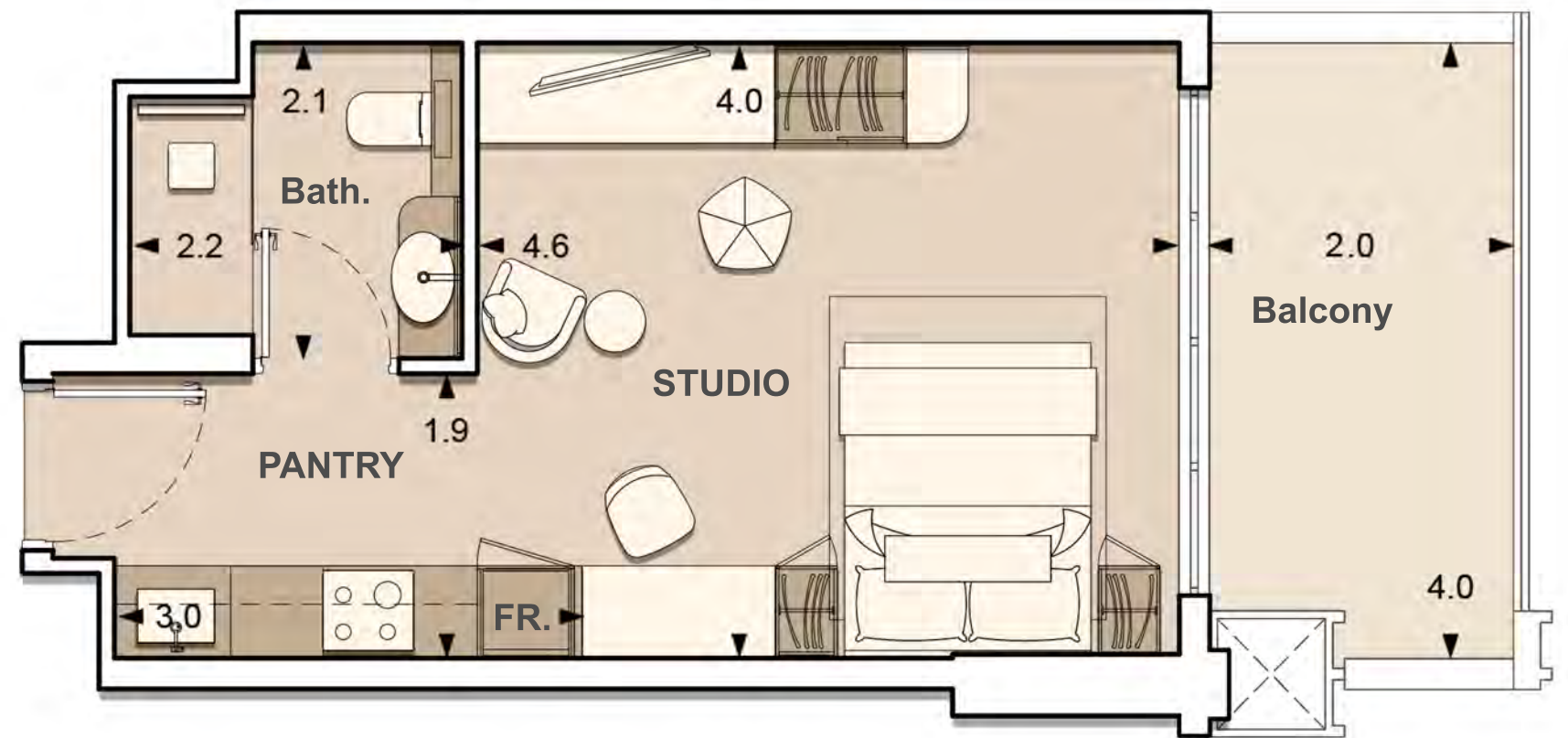
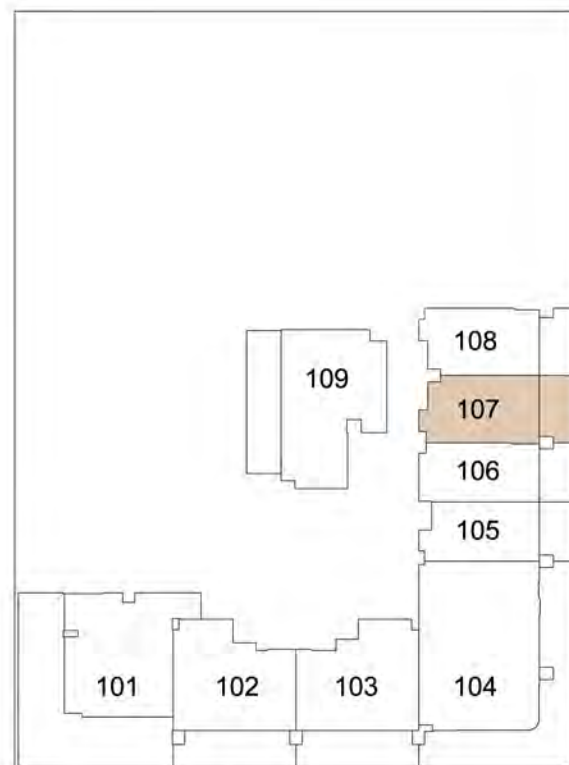


1. All dimensions are in imperial and metric, and measured to structural elements and exclude wall finishes and construction tolerances. 2. All materials, dimensions, and drawings are approximate only. 3. Information is subject to change without notice at developer's absolute discretion. 4. Actual area may vary from the stated area. 5. Drawings not to scale. 6. All images used are for illustrative purposes only and do not represent the actual size, features, specifications, fittings, and furnishings. 7. The developer reserves the right to make revisions / alterations, at its absolute discretion, without any liability whatsoever.

LUME

UNIT : 107 STUDIO TYPE A

| | | |
|----------------|--------|--------|
| APARTMENT AREA | 322.06 | SQ.FT. |
| BALCONY AREA | 93.65 | SQ.FT. |
| TOTAL AREA | 415.70 | SQ.FT. |

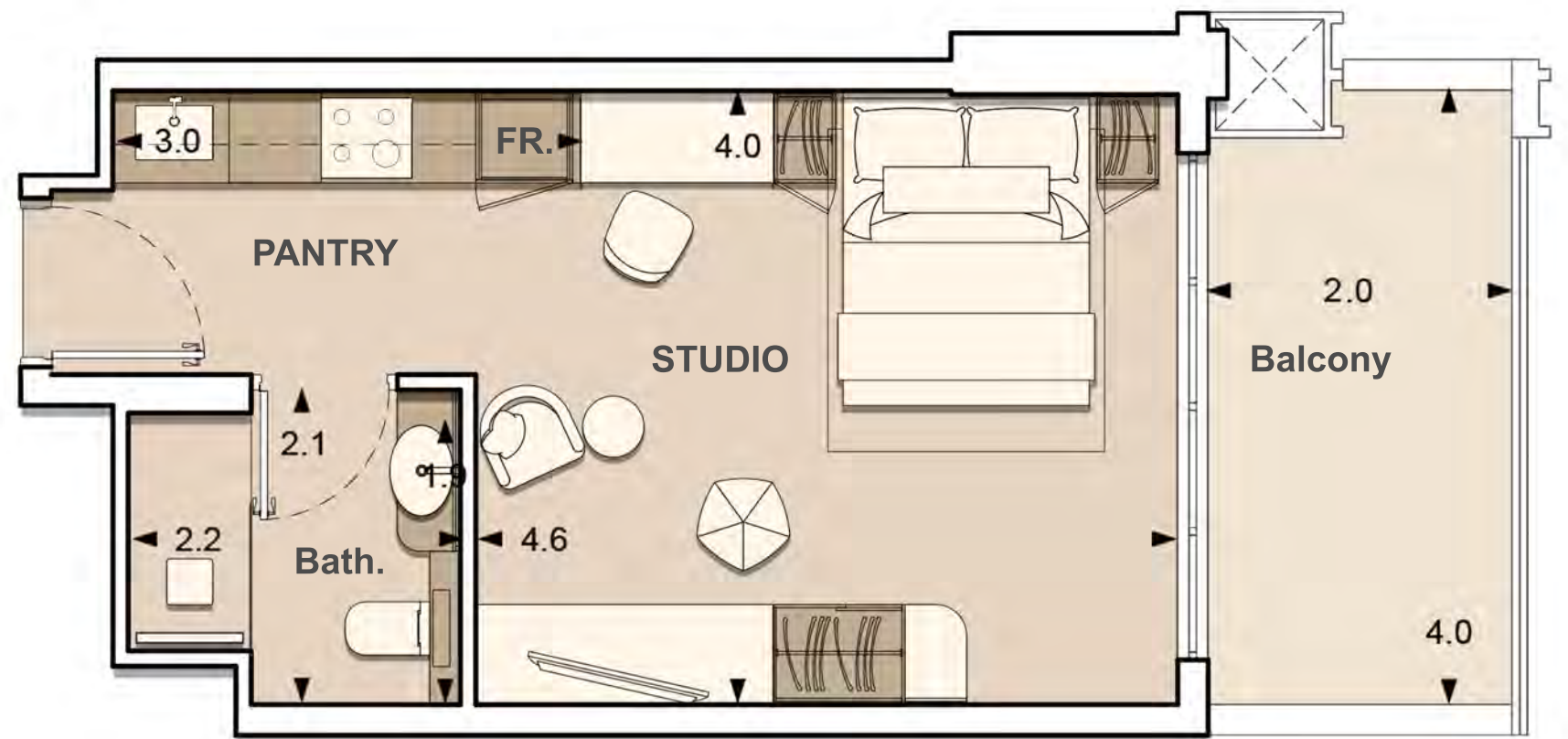
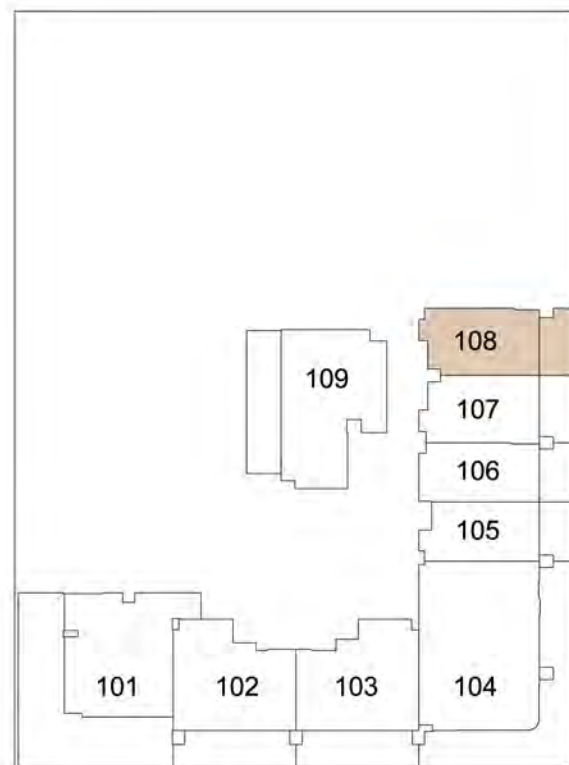


1. All dimensions are in imperial and metric, and measured to structural elements and exclude wall finishes and construction tolerances. 2. All materials, dimensions, and drawings are approximate only. 3. Information is subject to change without notice at developer's absolute discretion. 4. Actual area may vary from the stated area. 5. Drawings not to scale. 6. All images used are for illustrative purposes only and do not represent the actual size, features, specifications, fittings, and furnishings. 7. The developer reserves the right to make revisions / alterations, at its absolute discretion, without any liability whatsoever.

LUME

UNIT : 108 STUDIO TYPE A

| | | |
|----------------|--------|--------|
| APARTMENT AREA | 319.58 | SQ.FT. |
| BALCONY AREA | 91.82 | SQ.FT. |
| TOTAL AREA | 411.40 | SQ.FT. |

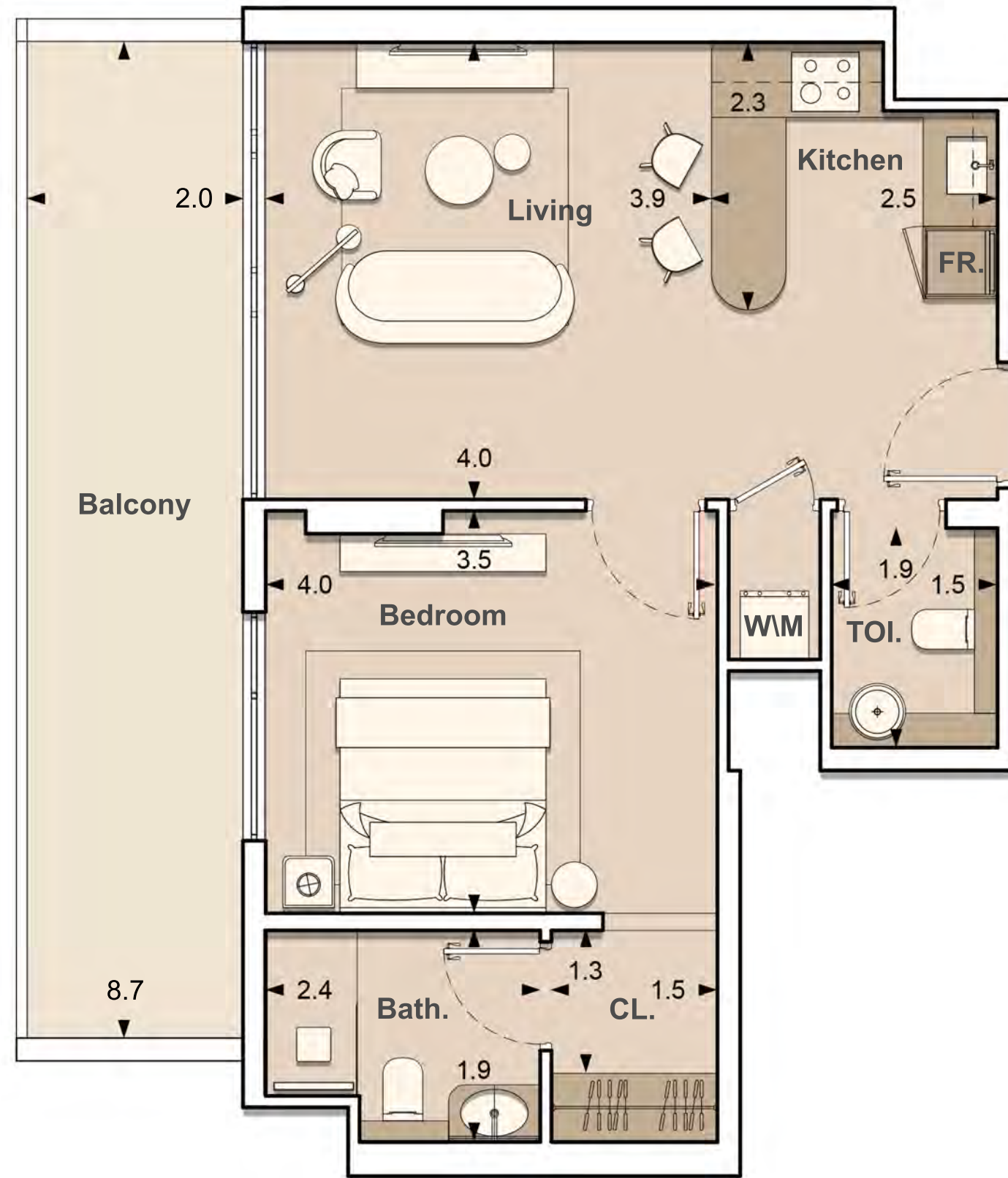
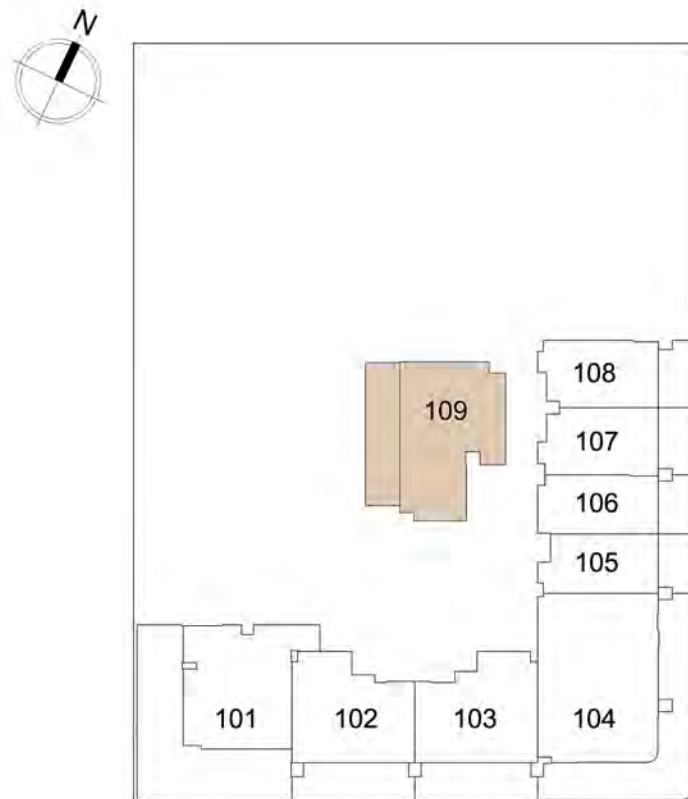


1. All dimensions are in imperial and metric, and measured to structural elements and exclude wall finishes and construction tolerances. 2. All materials, dimensions, and drawings are approximate only. 3. Information is subject to change without notice at developer's absolute discretion. 4. Actual area may vary from the stated area. 5. Drawings not to scale. 6. All images used are for illustrative purposes only and do not represent the actual size, features, specifications, fittings, and furnishings. 7. The developer reserves the right to make revisions / alterations, at its absolute discretion, without any liability whatsoever.

LUME

UNIT : 109 1 BEDROOM TYPE E

| | | |
|----------------|--------|--------|
| APARTMENT AREA | 591.91 | SQ.FT. |
| BALCONY AREA | 206.45 | SQ.FT. |
| TOTAL AREA | 798.36 | SQ.FT. |



1. All dimensions are in imperial and metric, and measured to structural elements and exclude wall finishes and construction tolerances. 2. All materials, dimensions, and drawings are approximate only. 3. Information is subject to change without notice at developer's absolute discretion. 4. Actual area may vary from the stated area. 5. Drawings not to scale. 6. All images used are for illustrative purposes only and do not represent the actual size, features, specifications, fittings, and furnishings. 7. The developer reserves the right to make revisions / alterations, at its absolute discretion, without any liability whatsoever.

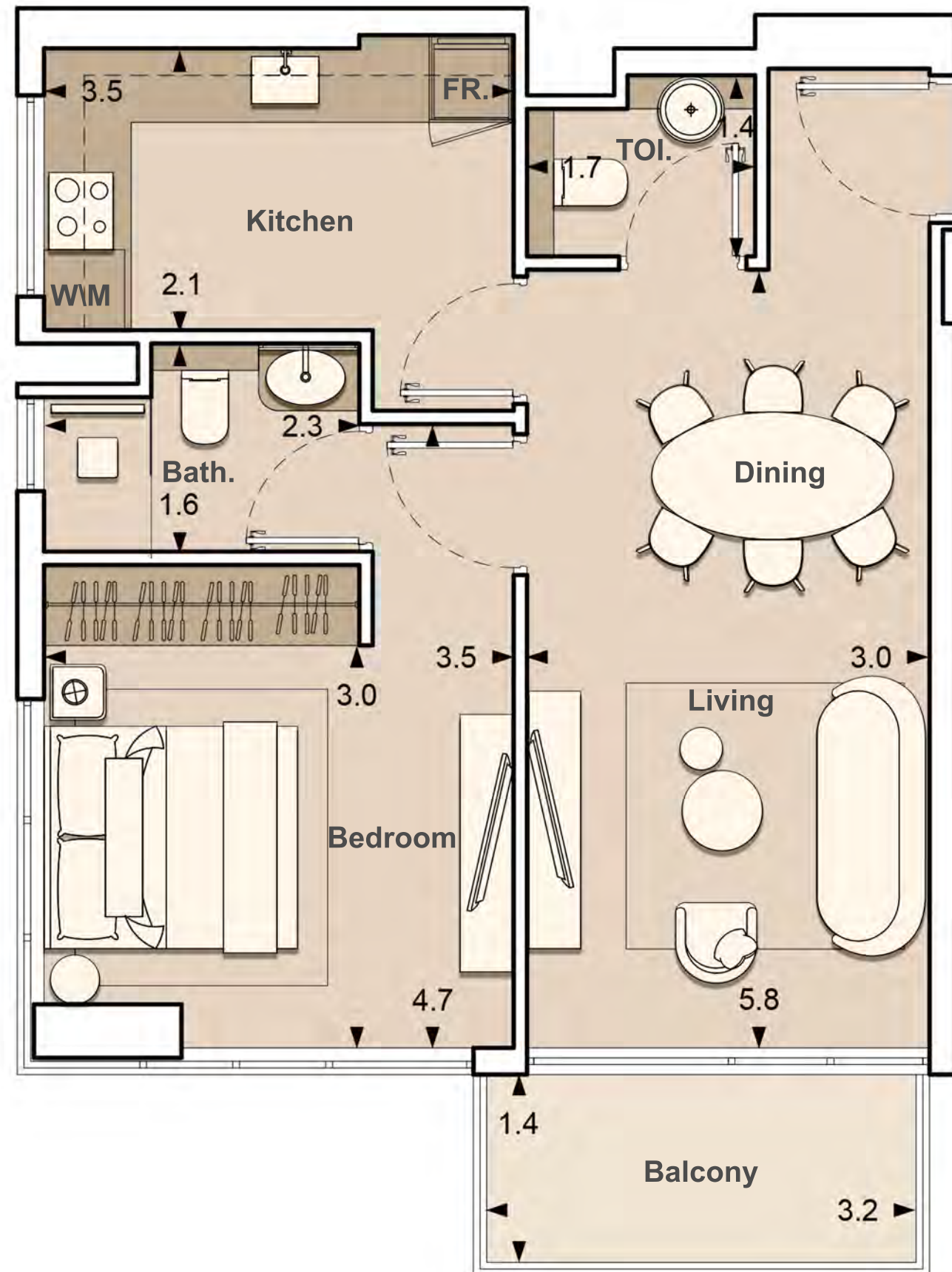
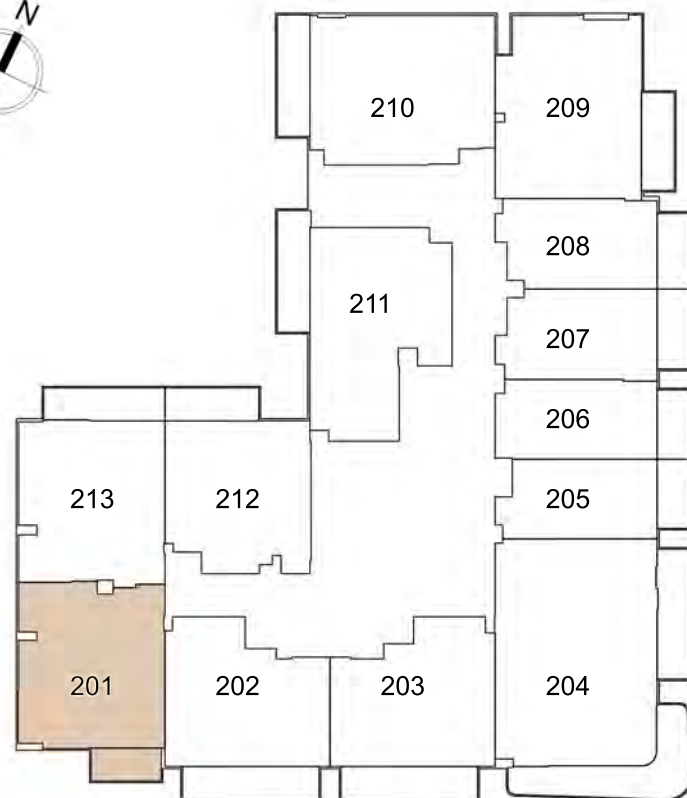


2ND FLOOR

LUME

UNIT : 201 1 - BEDROOM TYPE B

| | | |
|----------------|--------|--------|
| APARTMENT AREA | 550.04 | SQ.FT. |
| BALCONY AREA | 53.39 | SQ.FT. |
| TOTAL AREA | 603.42 | SQ.FT. |

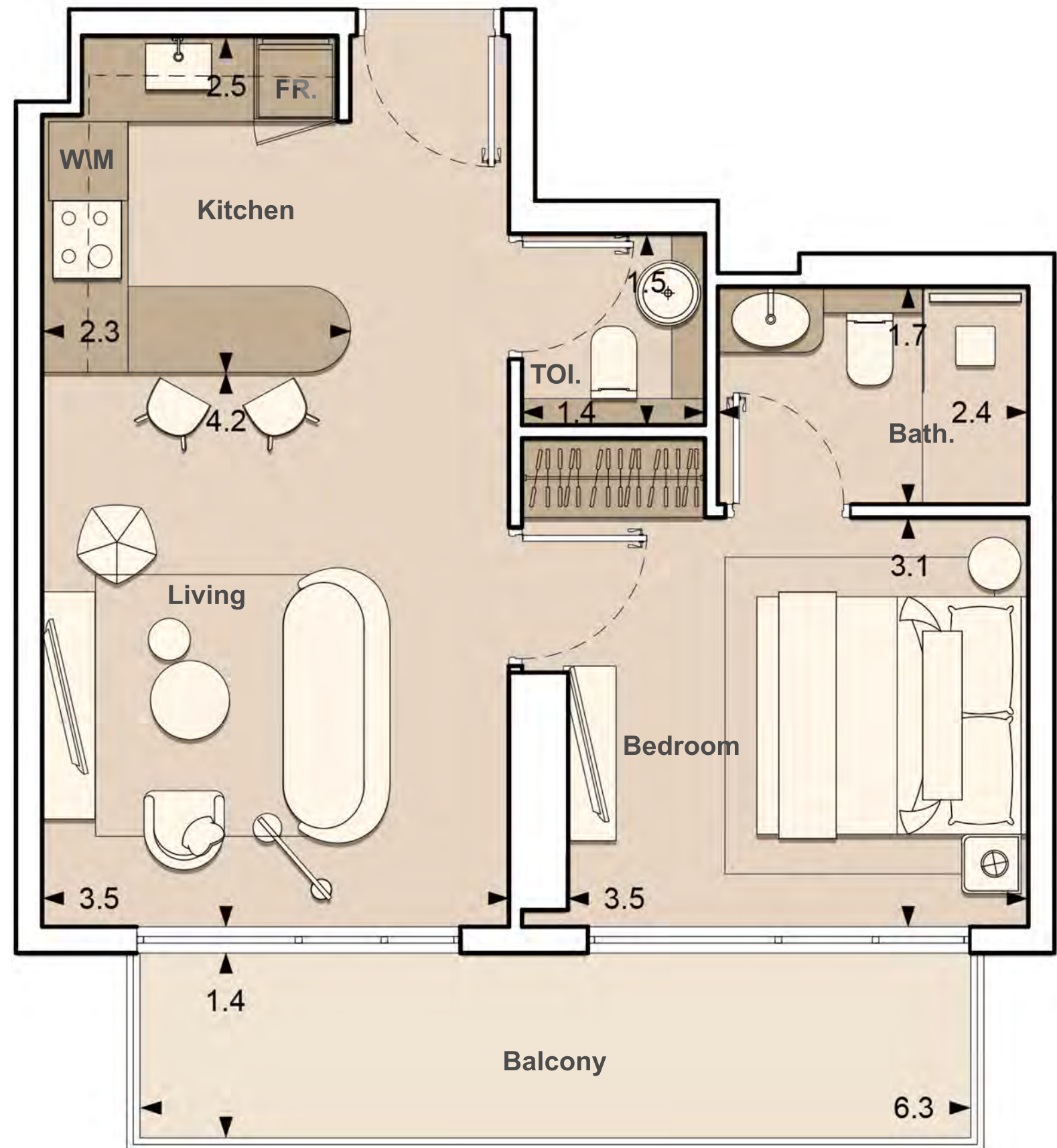
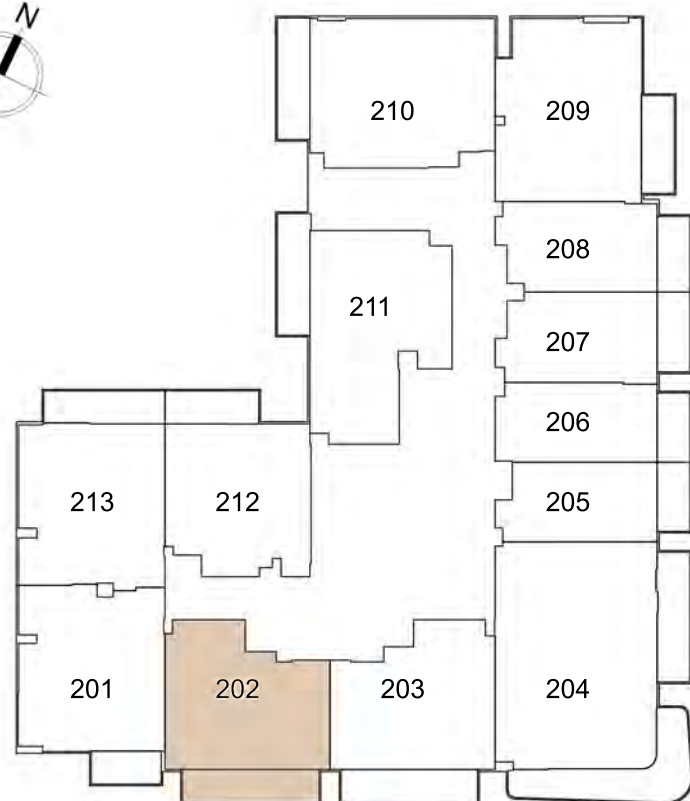


1. All dimensions are in imperial and metric, and measured to structural elements and exclude wall finishes and construction tolerances. 2. All materials, dimensions, and drawings are approximate only. 3. Information is subject to change without notice at developer's absolute discretion. 4. Actual area may vary from the stated area. 5. Drawings not to scale. 6. All images used are for illustrative purposes only and do not represent the actual size, features, specifications, fittings, and furnishings. 7. The developer reserves the right to make revisions / alterations, at its absolute discretion, without any liability whatsoever.

LUME

UNIT : 202 1 - BEDROOM TYPE A

| | |
|----------------|---------------|
| APARTMENT AREA | 497.51 SQ.FT. |
| BALCONY AREA | 104.19 SQ.FT. |
| TOTAL AREA | 601.70 SQ.FT. |

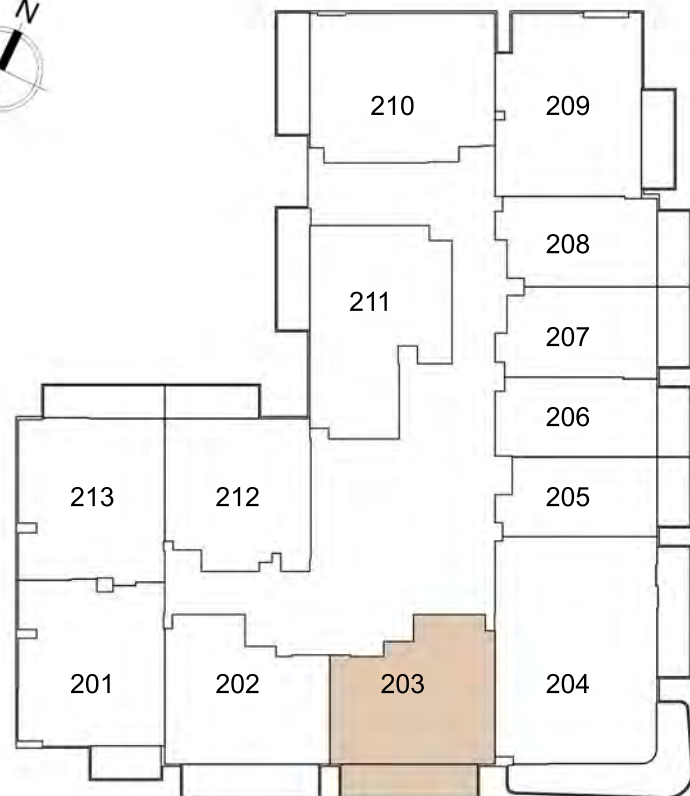


1. All dimensions are in imperial and metric, and measured to structural elements and exclude wall finishes and construction tolerances. 2. All materials, dimensions, and drawings are approximate only. 3. Information is subject to change without notice at developer's absolute discretion. 4. Actual area may vary from the stated area. 5. Drawings not to scale. 6. All images used are for illustrative purposes only and do not represent the actual size, features, specifications, fittings, and furnishings. 7. The developer reserves the right to make revisions / alterations, at its absolute discretion, without any liability whatsoever.

LUME

UNIT : 203 1 - BEDROOM TYPE A

| | | |
|----------------|--------|--------|
| APARTMENT AREA | 499.77 | SQ.FT. |
| BALCONY AREA | 104.19 | SQ.FT. |
| TOTAL AREA | 603.96 | SQ.FT. |

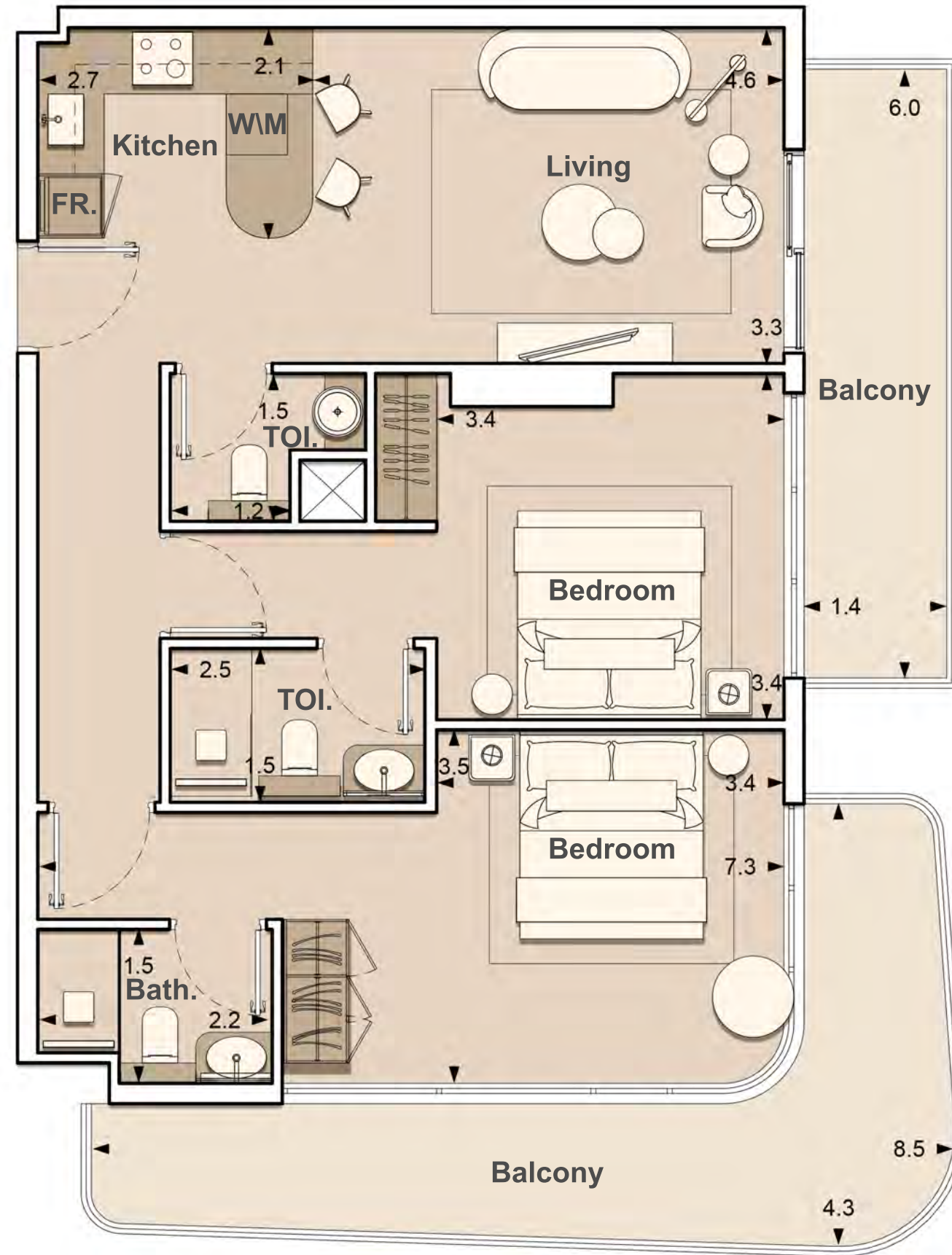
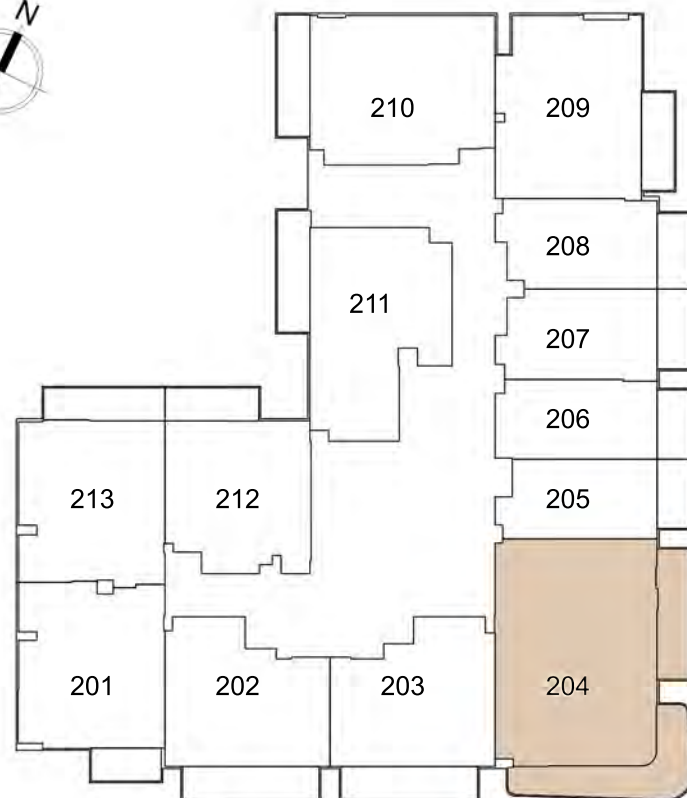


1. All dimensions are in imperial and metric, and measured to structural elements and exclude wall finishes and construction tolerances. 2. All materials, dimensions, and drawings are approximate only. 3. Information is subject to change without notice at developer's absolute discretion. 4. Actual area may vary from the stated area. 5. Drawings not to scale. 6. All images used are for illustrative purposes only and do not represent the actual size, features, specifications, fittings, and furnishings. 7. The developer reserves the right to make revisions / alterations, at its absolute discretion, without any liability whatsoever.

LUME

UNIT : 204 2 - BEDROOM TYPE A

| | | |
|----------------|---------|--------|
| APARTMENT AREA | 843.57 | SQ.FT. |
| BALCONY AREA | 274.80 | SQ.FT. |
| TOTAL AREA | 1118.37 | SQ.FT. |

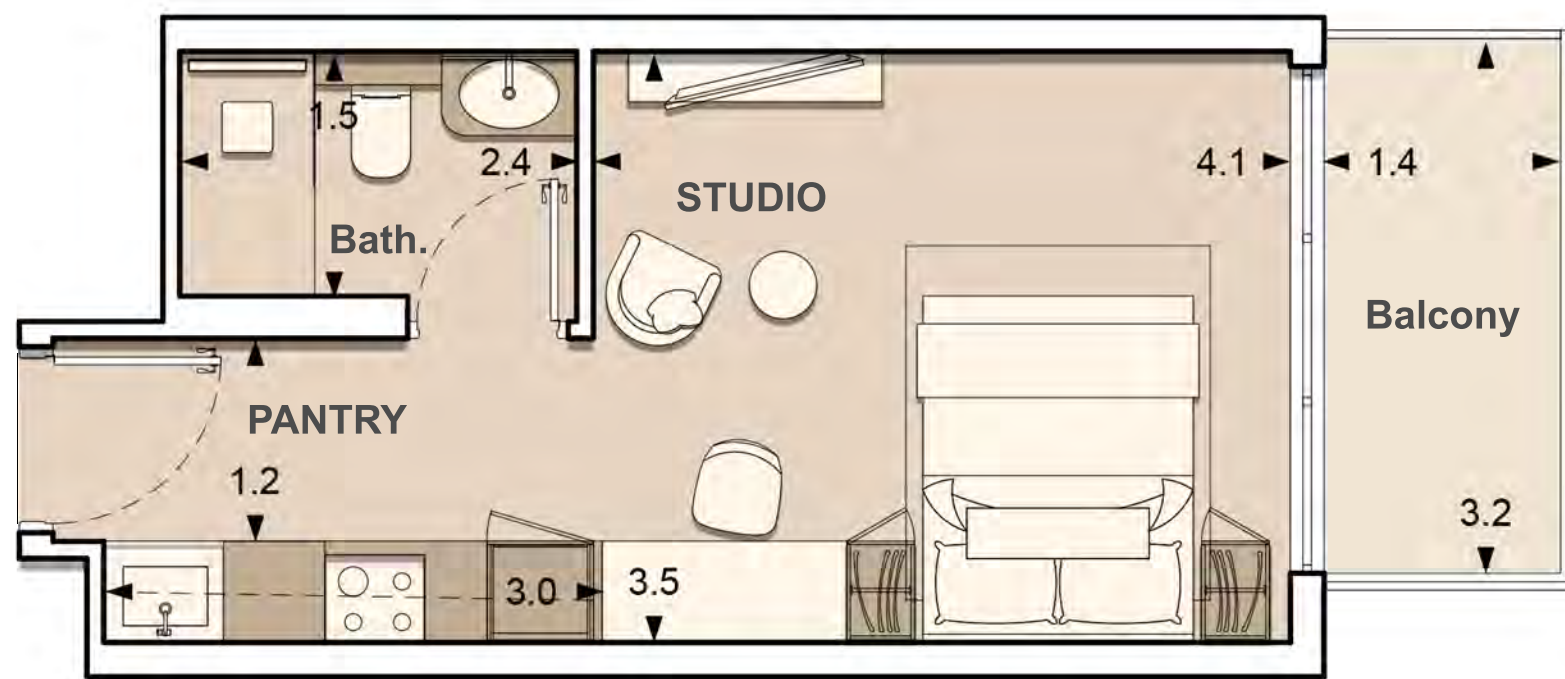
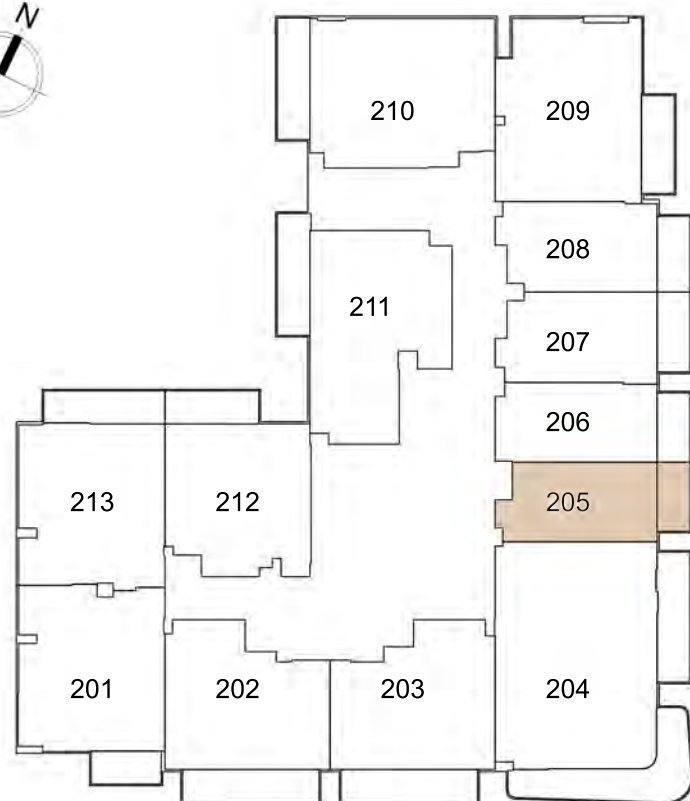


1. All dimensions are in imperial and metric, and measured to structural elements and exclude wall finishes and construction tolerances. 2. All materials, dimensions, and drawings are approximate only. 3. Information is subject to change without notice at developer's absolute discretion. 4. Actual area may vary from the stated area. 5. Drawings not to scale. 6. All images used are for illustrative purposes only and do not represent the actual size, features, specifications, fittings, and furnishings. 7. The developer reserves the right to make revisions / alterations, at its absolute discretion, without any liability whatsoever.

LUME

UNIT : 205 STUDIO TYPE C

| | |
|----------------|---------------|
| APARTMENT AREA | 282.34 SQ.FT. |
| BALCONY AREA | 52.74 SQ.FT. |
| TOTAL AREA | 335.08 SQ.FT. |

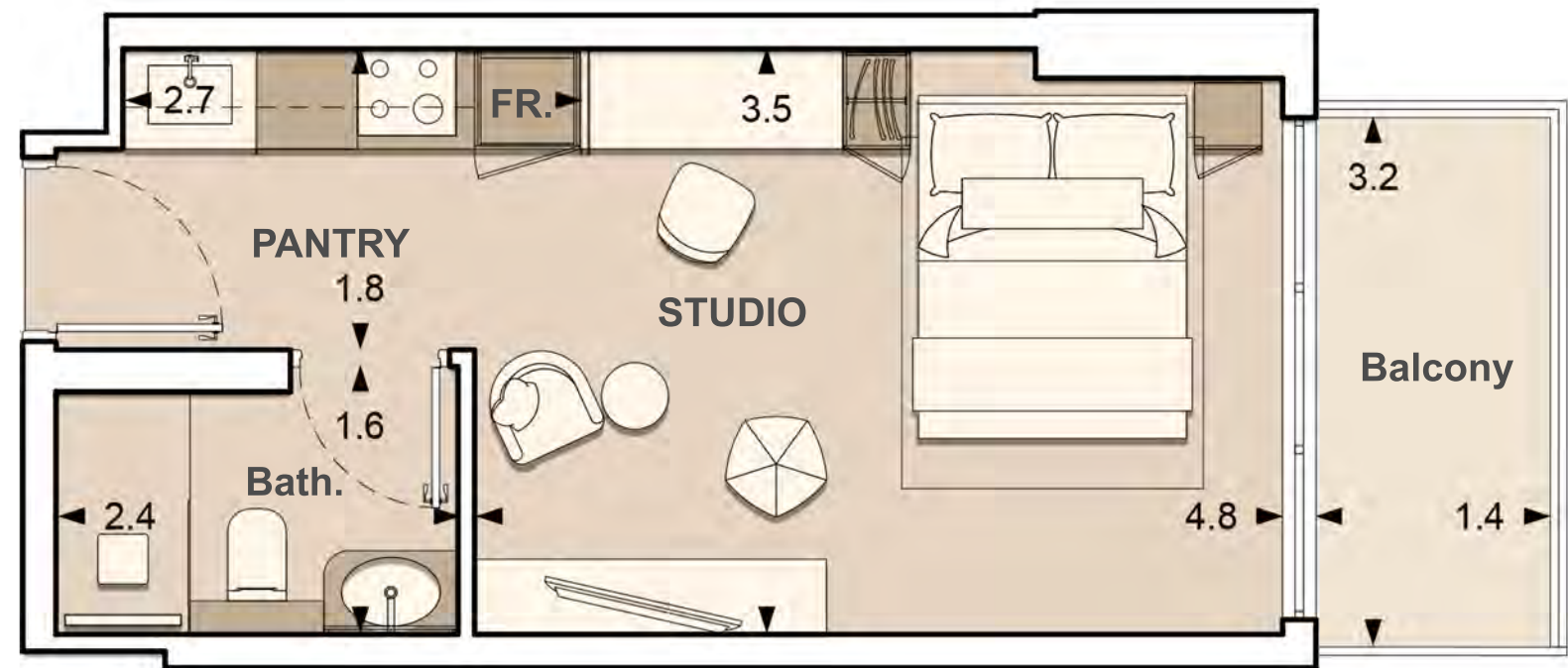
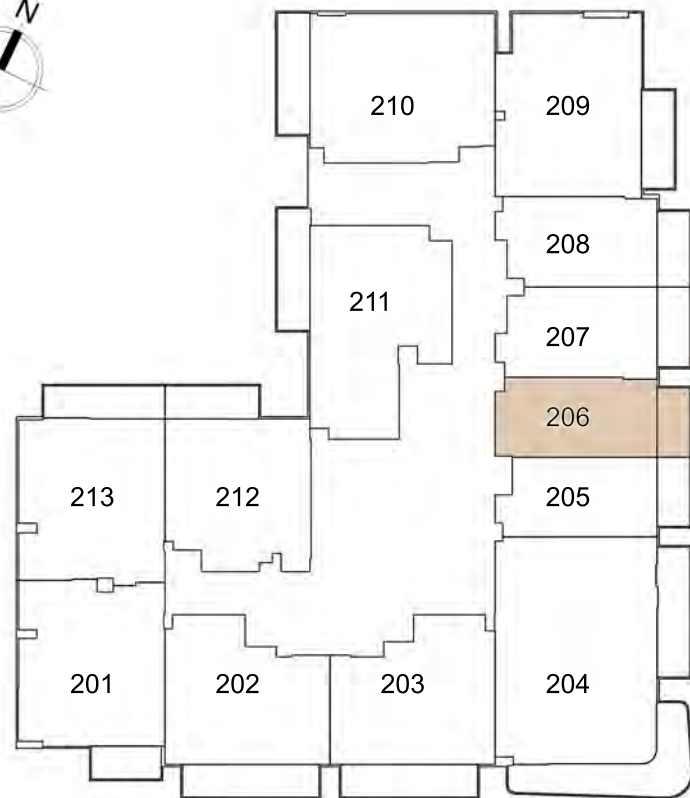


1. All dimensions are in imperial and metric, and measured to structural elements and exclude wall finishes and construction tolerances. 2. All materials, dimensions, and drawings are approximate only. 3. Information is subject to change without notice at developer's absolute discretion. 4. Actual area may vary from the stated area. 5. Drawings not to scale. 6. All images used are for illustrative purposes only and do not represent the actual size, features, specifications, fittings, and furnishings. 7. The developer reserves the right to make revisions / alterations, at its absolute discretion, without any liability whatsoever.

LUME

UNIT : 206 STUDIO TYPE B

| | | |
|----------------|--------|--------|
| APARTMENT AREA | 294.82 | SQ.FT. |
| BALCONY AREA | 52.74 | SQ.FT. |
| TOTAL AREA | 347.57 | SQ.FT. |

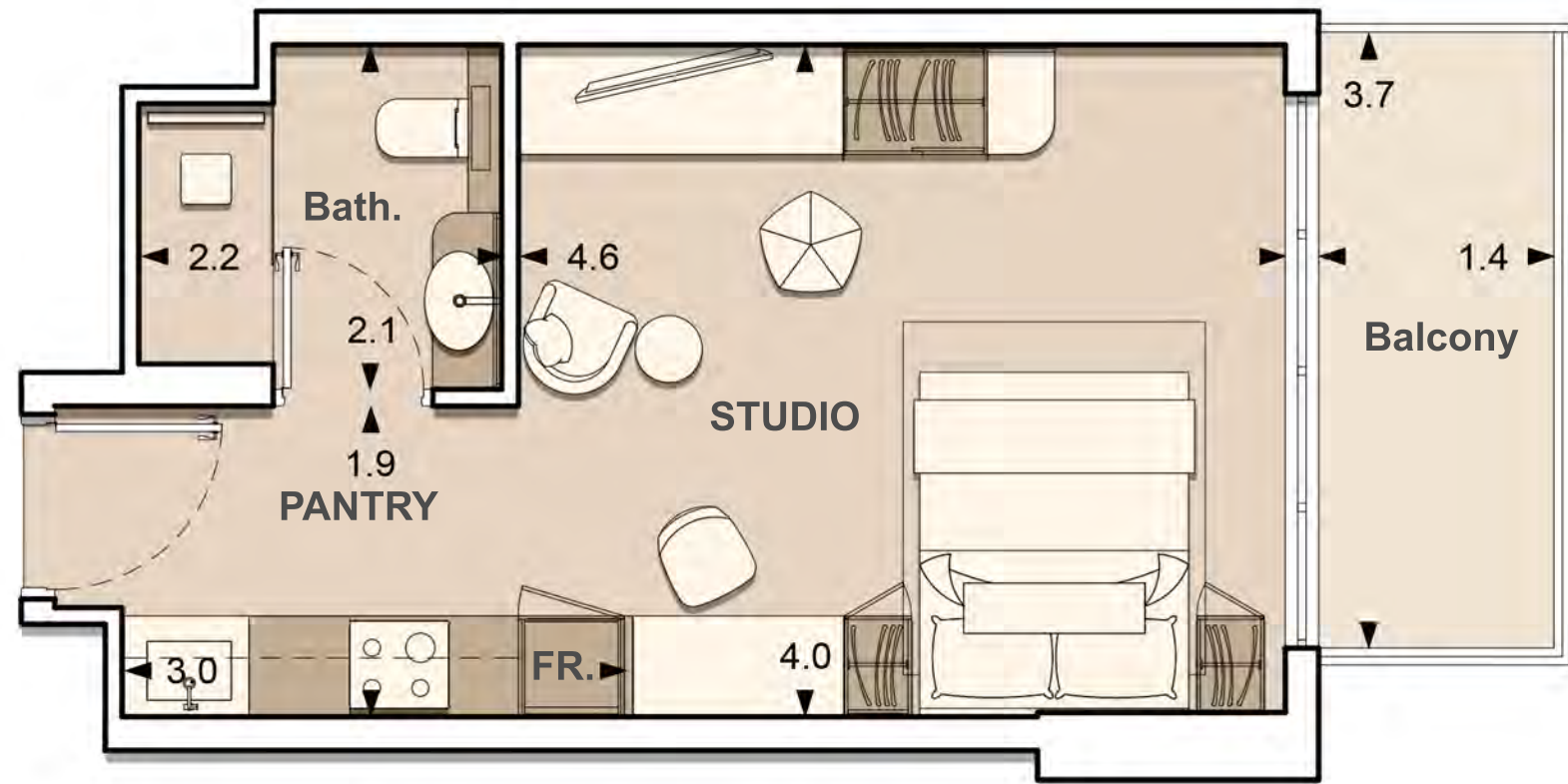
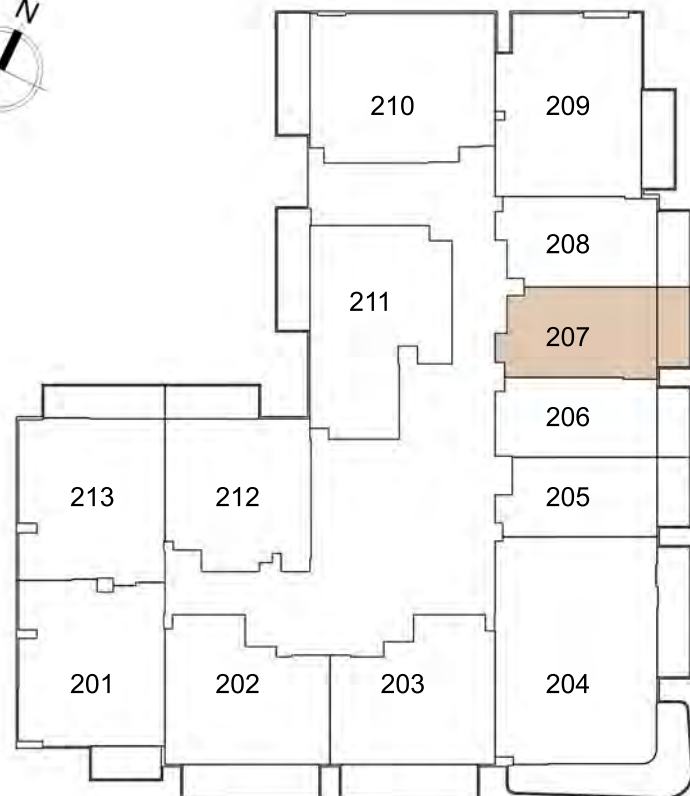


1. All dimensions are in imperial and metric, and measured to structural elements and exclude wall finishes and construction tolerances. 2. All materials, dimensions, and drawings are approximate only. 3. Information is subject to change without notice at developer's absolute discretion. 4. Actual area may vary from the stated area. 5. Drawings not to scale. 6. All images used are for illustrative purposes only and do not represent the actual size, features, specifications, fittings, and furnishings. 7. The developer reserves the right to make revisions / alterations, at its absolute discretion, without any liability whatsoever.

LUME

UNIT : 207 STUDIO TYPE A

| | | |
|----------------|--------|--------|
| APARTMENT AREA | 321.95 | SQ.FT. |
| BALCONY AREA | 61.03 | SQ.FT. |
| TOTAL AREA | 382.98 | SQ.FT. |

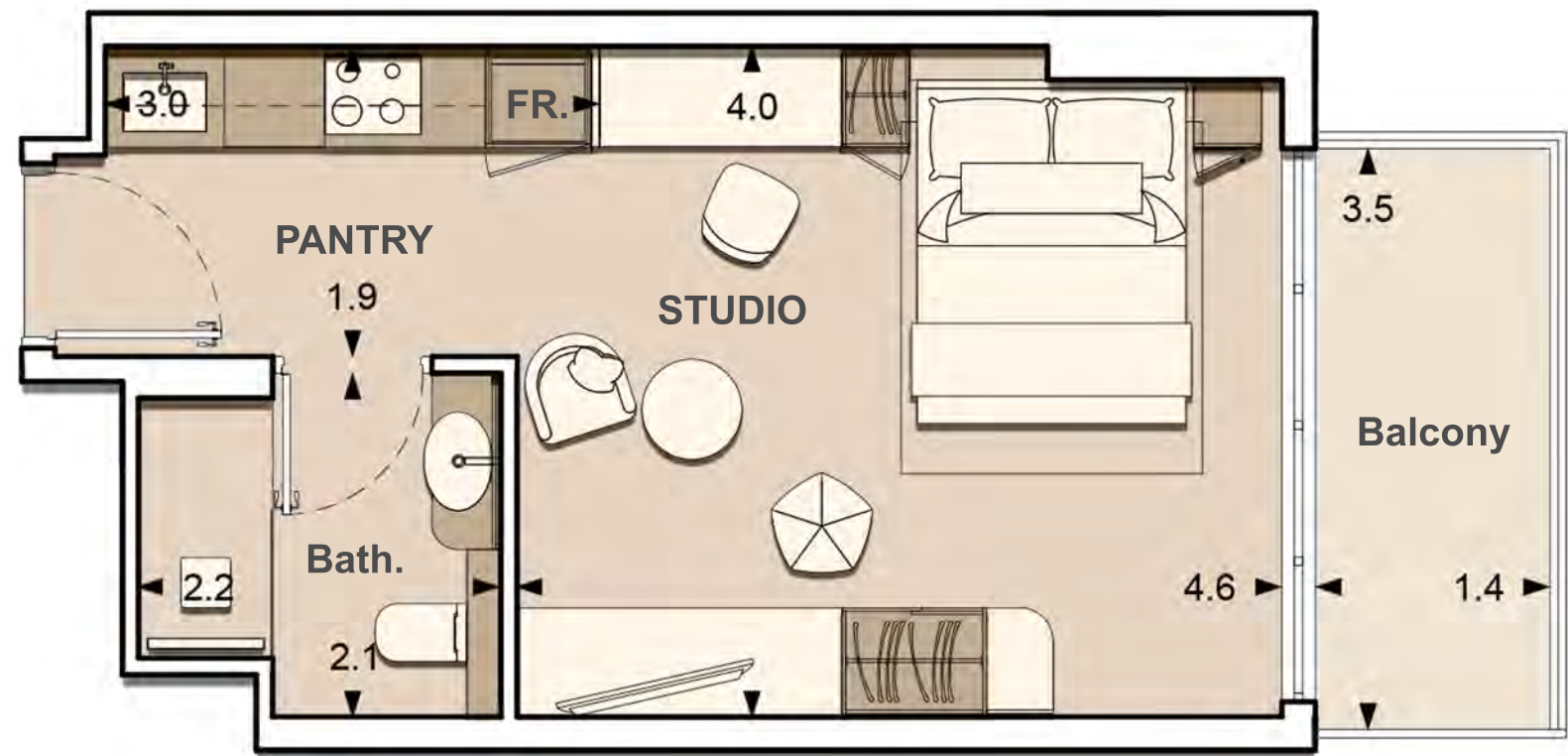
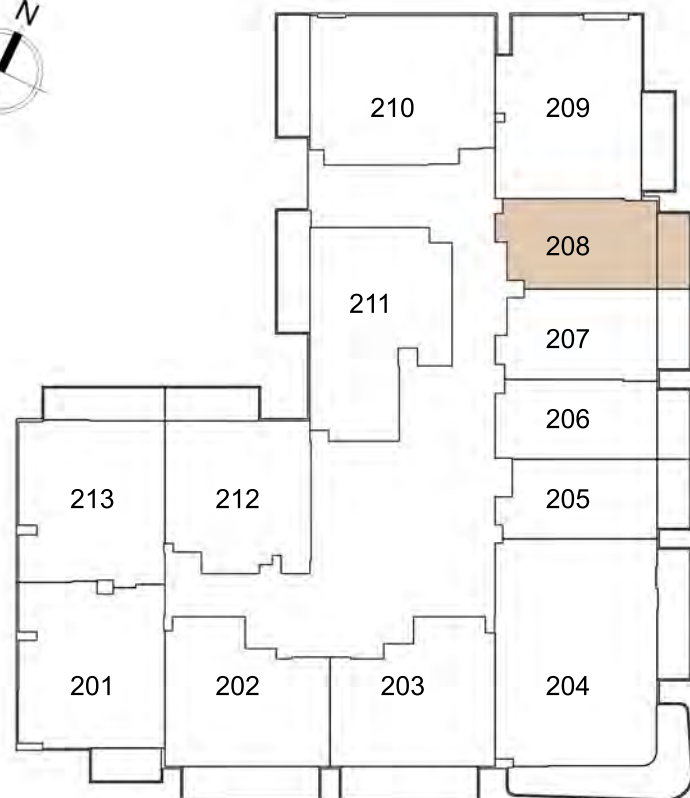


1. All dimensions are in imperial and metric, and measured to structural elements and exclude wall finishes and construction tolerances. 2. All materials, dimensions, and drawings are approximate only. 3. Information is subject to change without notice at developer's absolute discretion. 4. Actual area may vary from the stated area. 5. Drawings not to scale. 6. All images used are for illustrative purposes only and do not represent the actual size, features, specifications, fittings, and furnishings. 7. The developer reserves the right to make revisions / alterations, at its absolute discretion, without any liability whatsoever.

LUME

UNIT : 208 STUDIO TYPE A

| | | |
|----------------|--------|--------|
| APARTMENT AREA | 319.58 | SQ.FT. |
| BALCONY AREA | 57.69 | SQ.FT. |
| TOTAL AREA | 377.28 | SQ.FT. |

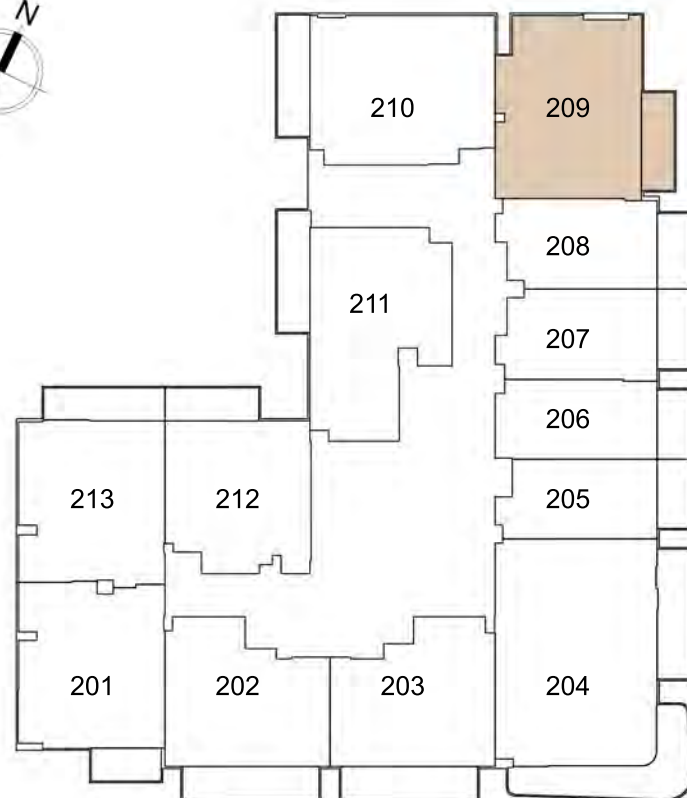


1. All dimensions are in imperial and metric, and measured to structural elements and exclude wall finishes and construction tolerances. 2. All materials, dimensions, and drawings are approximate only. 3. Information is subject to change without notice at developer's absolute discretion. 4. Actual area may vary from the stated area. 5. Drawings not to scale. 6. All images used are for illustrative purposes only and do not represent the actual size, features, specifications, fittings, and furnishings. 7. The developer reserves the right to make revisions / alterations, at its absolute discretion, without any liability whatsoever.

LUME

UNIT : 209 1 - BEDROOM TYPE C

| | | |
|----------------|--------|--------|
| APARTMENT AREA | 601.81 | SQ.FT. |
| BALCONY AREA | 74.70 | SQ.FT. |
| TOTAL AREA | 676.51 | SQ.FT. |

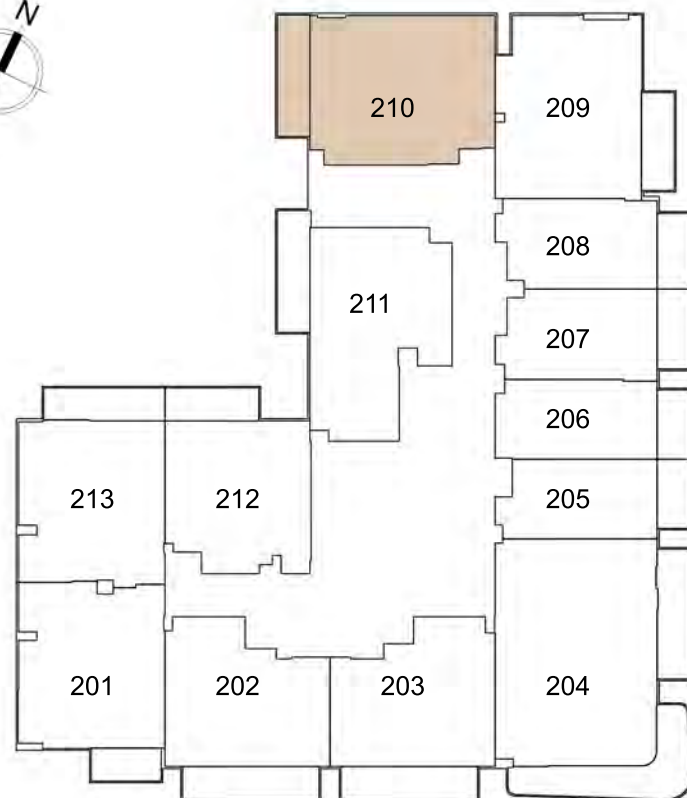


1. All dimensions are in imperial and metric, and measured to structural elements and exclude wall finishes and construction tolerances. 2. All materials, dimensions, and drawings are approximate only. 3. Information is subject to change without notice at developer's absolute discretion. 4. Actual area may vary from the stated area. 5. Drawings not to scale. 6. All images used are for illustrative purposes only and do not represent the actual size, features, specifications, fittings, and furnishings. 7. The developer reserves the right to make revisions / alterations, at its absolute discretion, without any liability whatsoever.

LUME

UNIT : 210 1 - BEDROOM TYPE D

| | | |
|----------------|--------|--------|
| APARTMENT AREA | 622.37 | SQ.FT. |
| BALCONY AREA | 92.78 | SQ.FT. |
| TOTAL AREA | 715.15 | SQ.FT. |

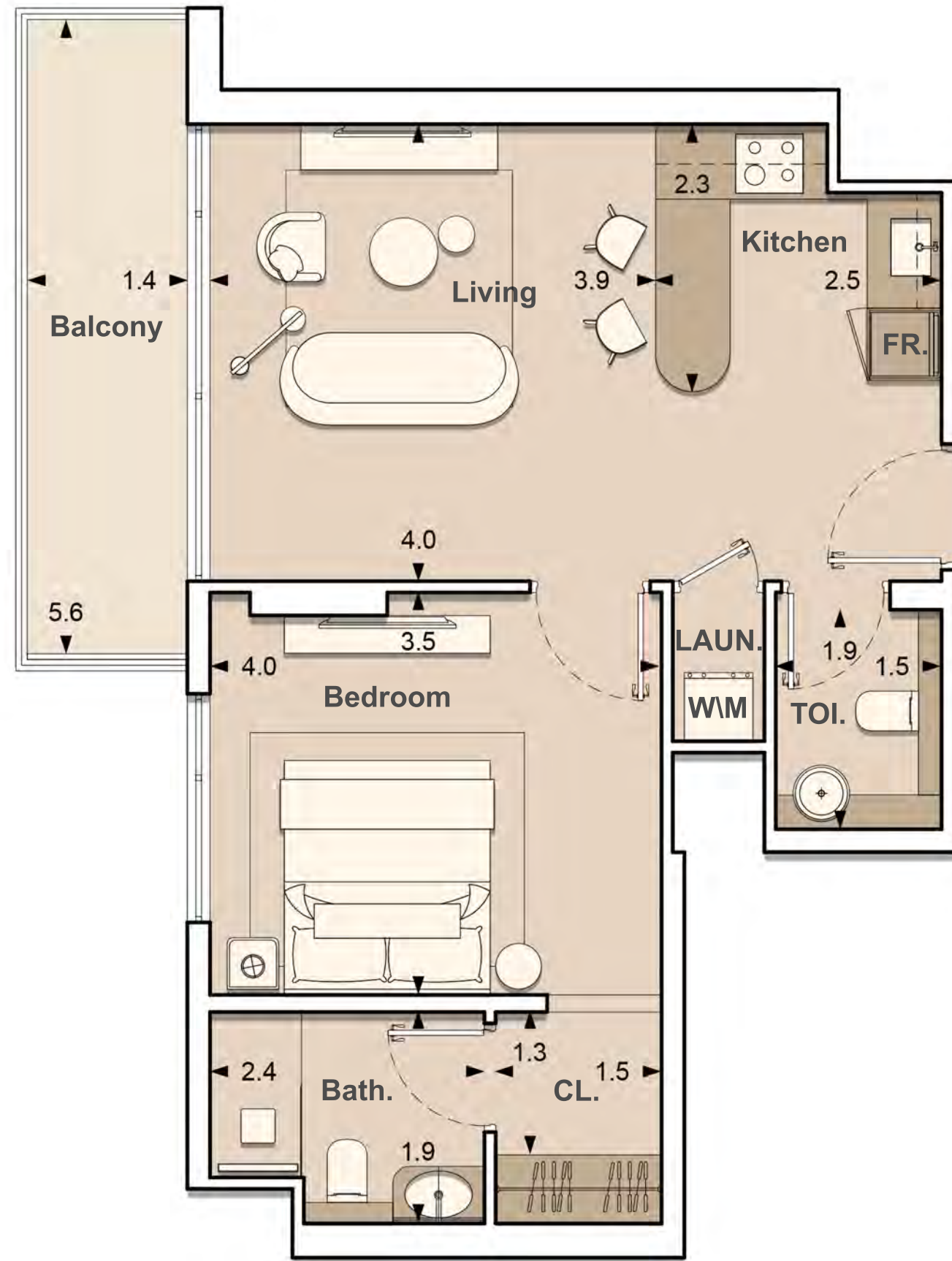
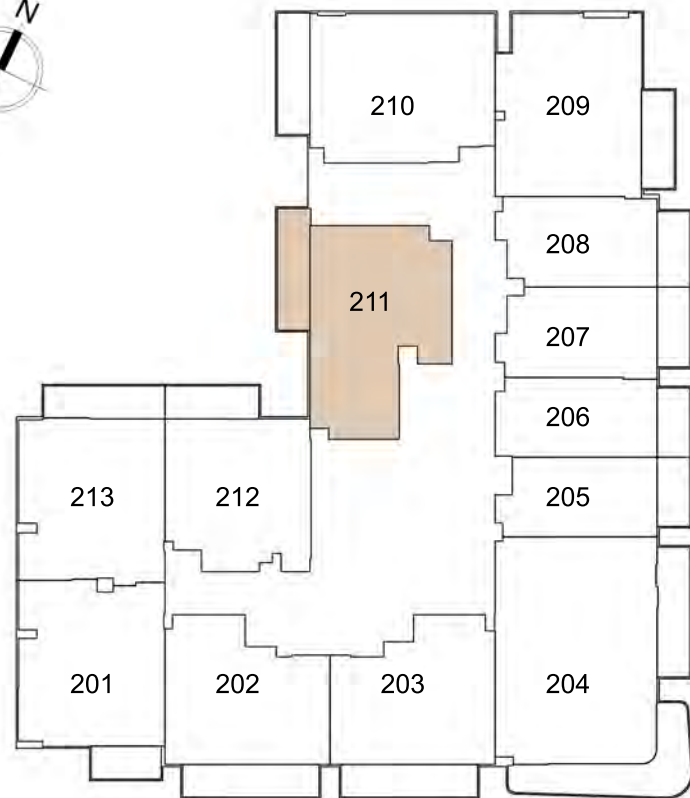


1. All dimensions are in imperial and metric, and measured to structural elements and exclude wall finishes and construction tolerances. 2. All materials, dimensions, and drawings are approximate only. 3. Information is subject to change without notice at developer's absolute discretion. 4. Actual area may vary from the stated area. 5. Drawings not to scale. 6. All images used are for illustrative purposes only and do not represent the actual size, features, specifications, fittings, and furnishings. 7. The developer reserves the right to make revisions / alterations, at its absolute discretion, without any liability whatsoever.

LUME

UNIT : 211 1 - BEDROOM TYPE E

| | | |
|----------------|--------|--------|
| APARTMENT AREA | 591.91 | SQ.FT. |
| BALCONY AREA | 93.22 | SQ.FT. |
| TOTAL AREA | 685.12 | SQ.FT. |

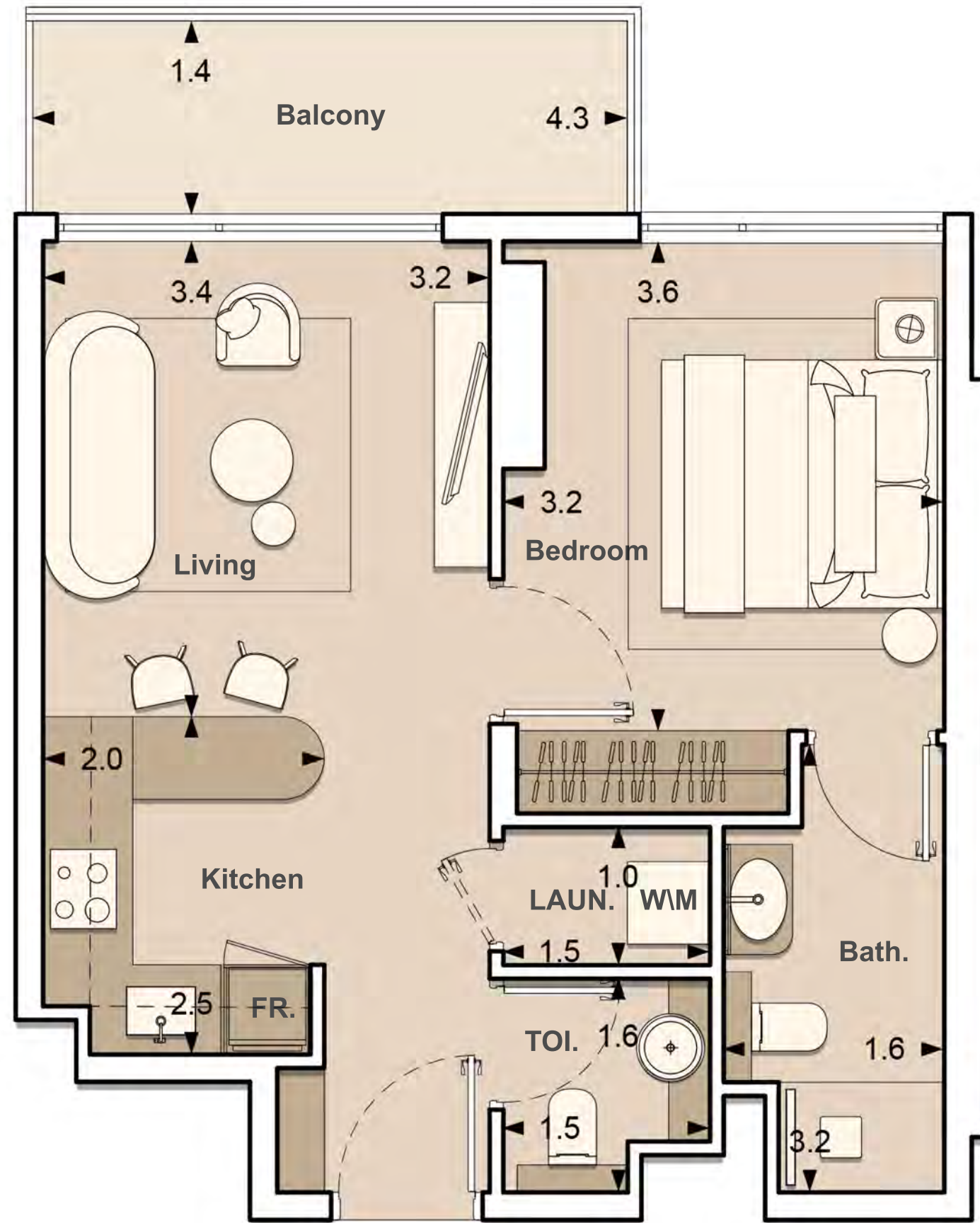
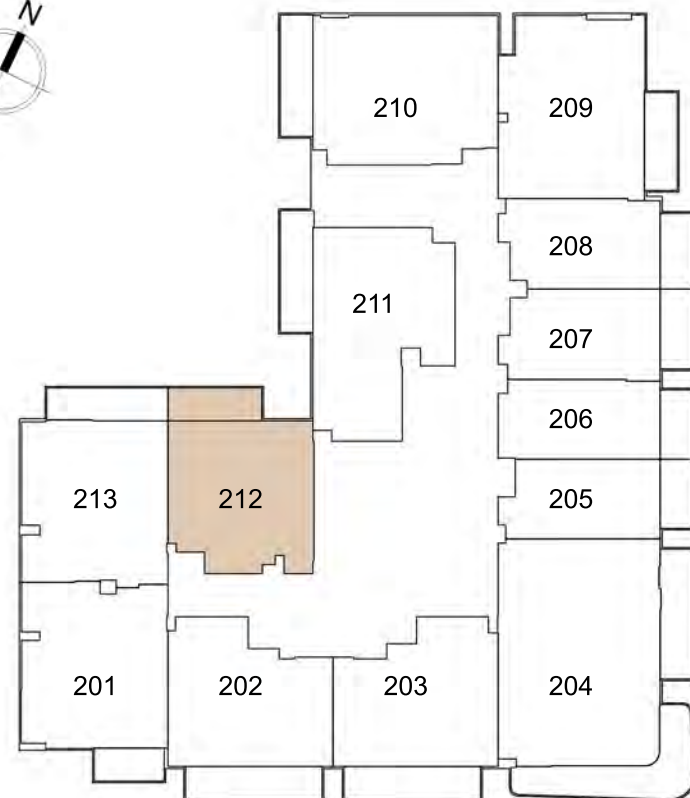


1. All dimensions are in imperial and metric, and measured to structural elements and exclude wall finishes and construction tolerances. 2. All materials, dimensions, and drawings are approximate only. 3. Information is subject to change without notice at developer's absolute discretion. 4. Actual area may vary from the stated area. 5. Drawings not to scale. 6. All images used are for illustrative purposes only and do not represent the actual size, features, specifications, fittings, and furnishings. 7. The developer reserves the right to make revisions / alterations, at its absolute discretion, without any liability whatsoever.

LUME

UNIT : 212 1 - BEDROOM TYPE F

| | | |
|----------------|--------|--------|
| APARTMENT AREA | 491.70 | SQ.FT. |
| BALCONY AREA | 71.69 | SQ.FT. |
| TOTAL AREA | 563.38 | SQ.FT. |

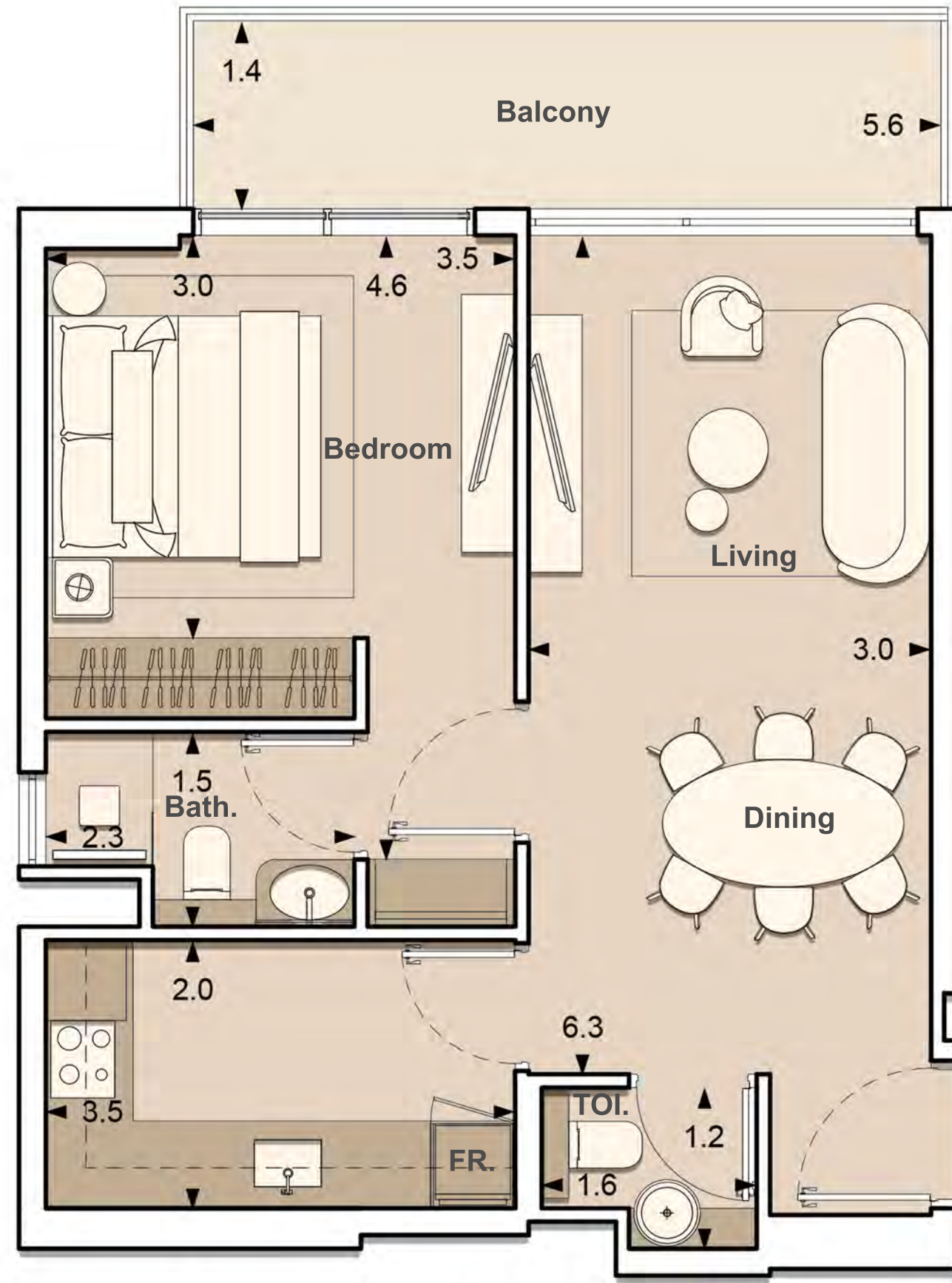
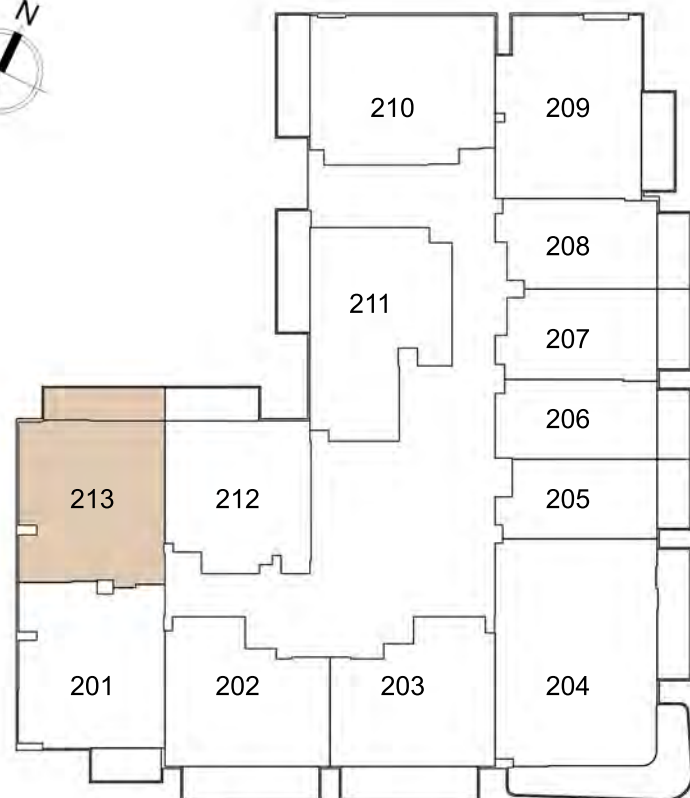


1. All dimensions are in imperial and metric, and measured to structural elements and exclude wall finishes and construction tolerances. 2. All materials, dimensions, and drawings are approximate only. 3. Information is subject to change without notice at developer's absolute discretion. 4. Actual area may vary from the stated area. 5. Drawings not to scale. 6. All images used are for illustrative purposes only and do not represent the actual size, features, specifications, fittings, and furnishings. 7. The developer reserves the right to make revisions / alterations, at its absolute discretion, without any liability whatsoever.

LUME

UNIT : 213 1 - BEDROOM TYPE G

| | |
|----------------|---------------|
| APARTMENT AREA | 547.88 SQ.FT. |
| BALCONY AREA | 91.28 SQ.FT. |
| TOTAL AREA | 639.16 SQ.FT. |



1. All dimensions are in imperial and metric, and measured to structural elements and exclude wall finishes and construction tolerances. 2. All materials, dimensions, and drawings are approximate only. 3. Information is subject to change without notice at developer's absolute discretion. 4. Actual area may vary from the stated area. 5. Drawings not to scale. 6. All images used are for illustrative purposes only and do not represent the actual size, features, specifications, fittings, and furnishings. 7. The developer reserves the right to make revisions / alterations, at its absolute discretion, without any liability whatsoever.

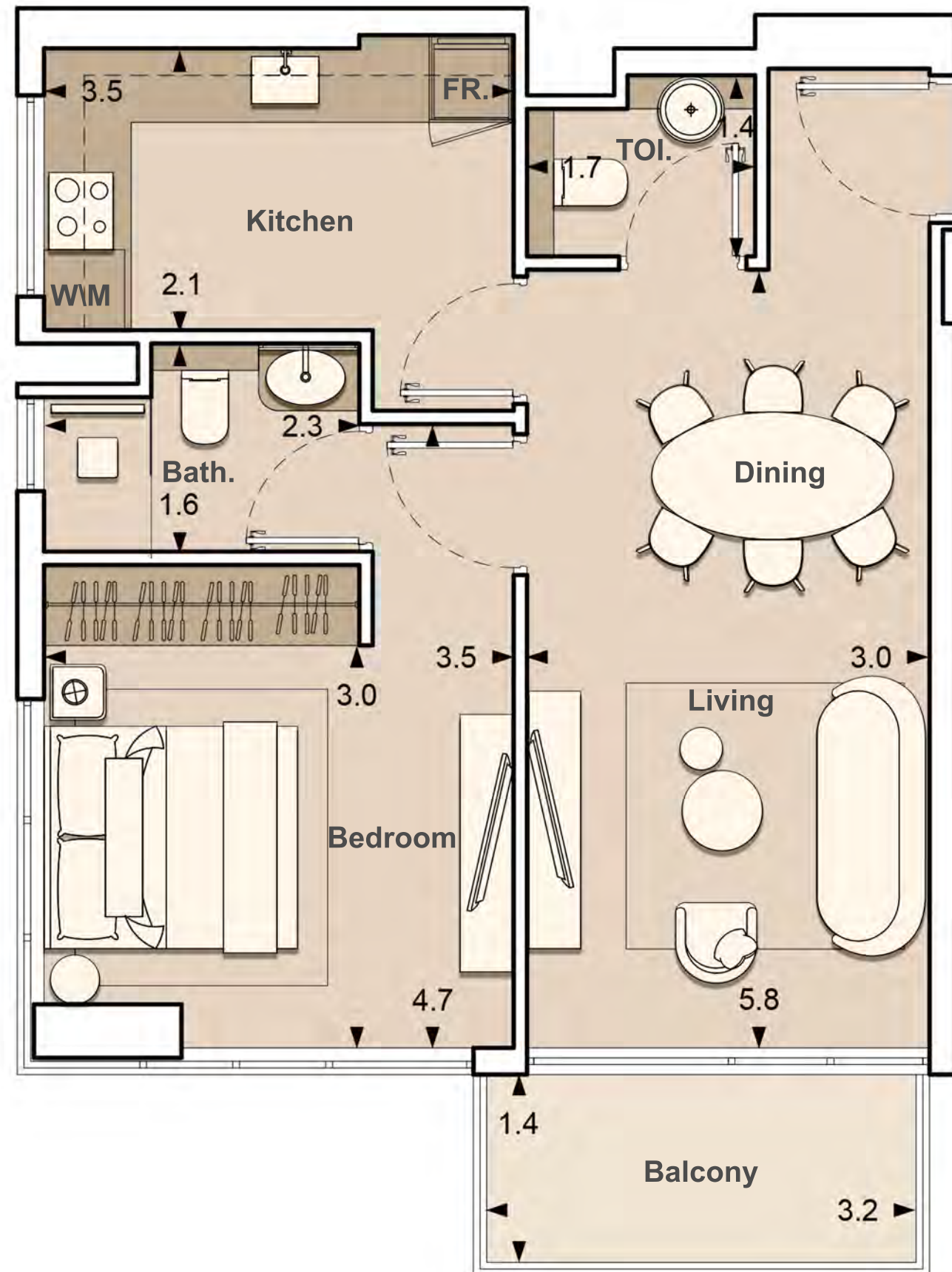
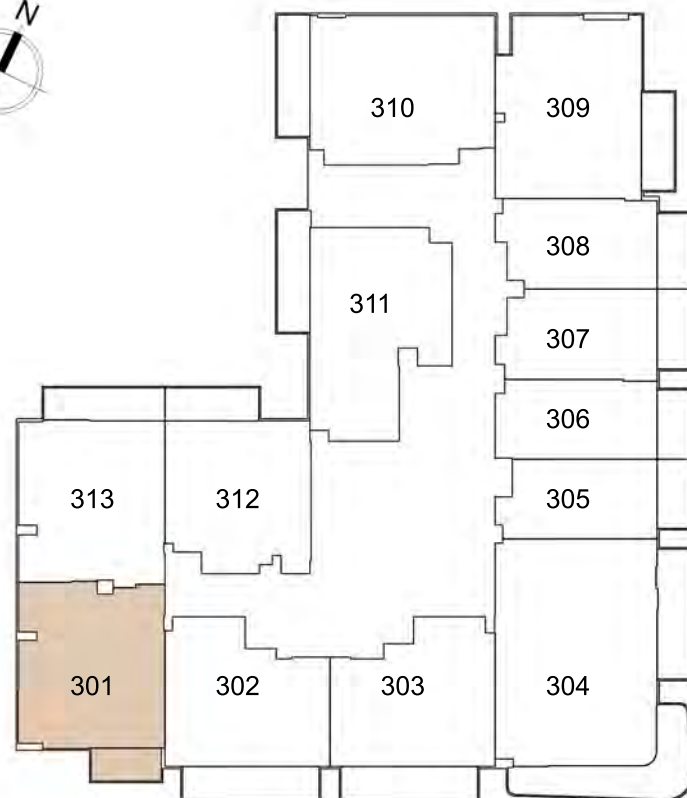


3RD FLOOR

LUME

UNIT : 301 1 - BEDROOM TYPE B

| | | |
|----------------|--------|--------|
| APARTMENT AREA | 550.04 | SQ.FT. |
| BALCONY AREA | 53.39 | SQ.FT. |
| TOTAL AREA | 603.42 | SQ.FT. |

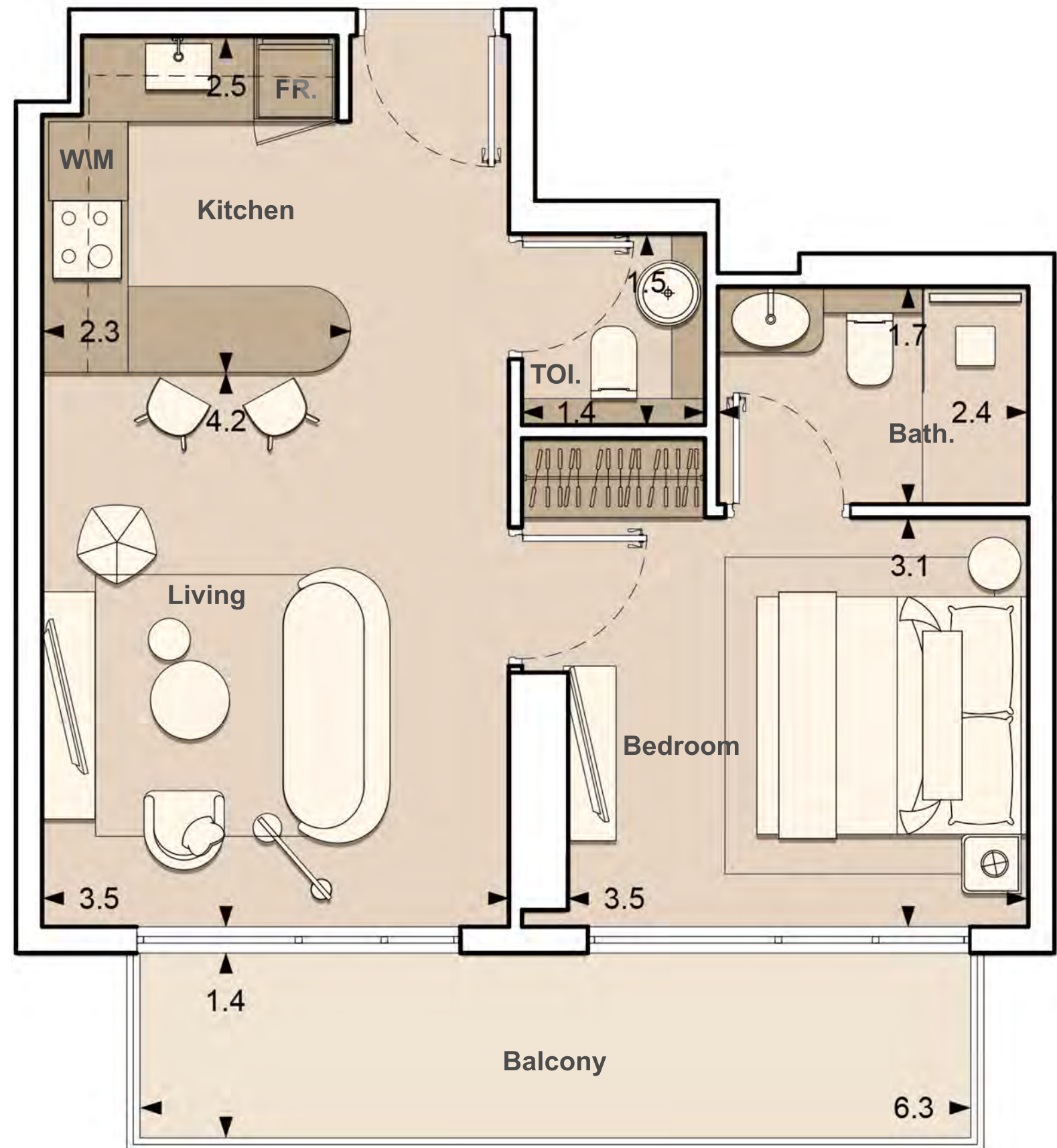
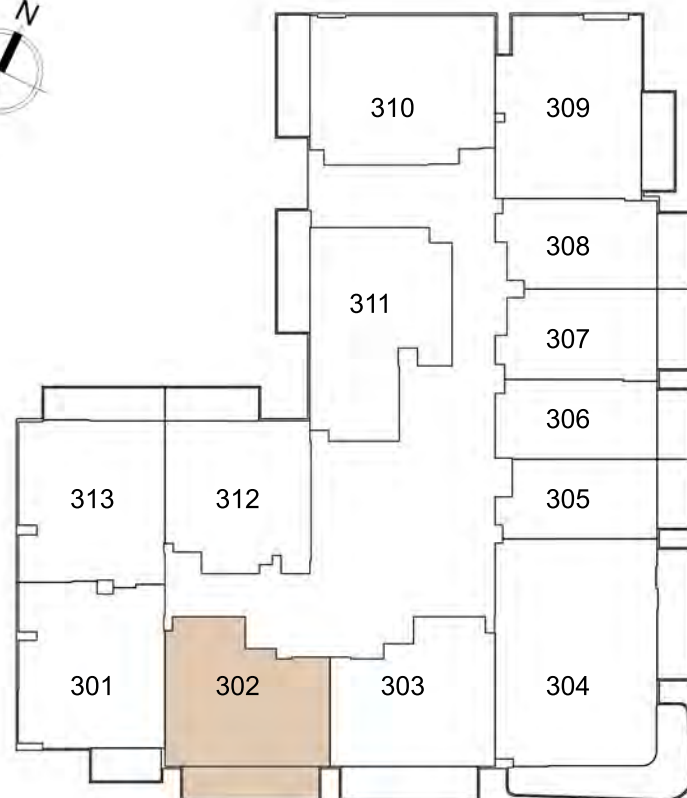


1. All dimensions are in imperial and metric, and measured to structural elements and exclude wall finishes and construction tolerances. 2. All materials, dimensions, and drawings are approximate only. 3. Information is subject to change without notice at developer's absolute discretion. 4. Actual area may vary from the stated area. 5. Drawings not to scale. 6. All images used are for illustrative purposes only and do not represent the actual size, features, specifications, fittings, and furnishings. 7. The developer reserves the right to make revisions / alterations, at its absolute discretion, without any liability whatsoever.

LUME

UNIT : 302 1 - BEDROOM TYPE A

| | |
|----------------|---------------|
| APARTMENT AREA | 497.51 SQ.FT. |
| BALCONY AREA | 104.19 SQ.FT. |
| TOTAL AREA | 601.70 SQ.FT. |

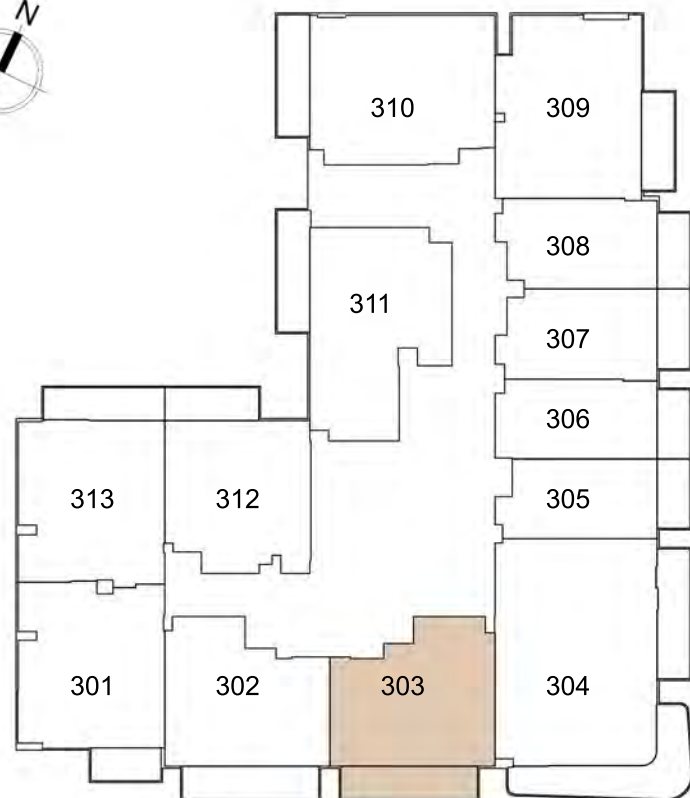


1. All dimensions are in imperial and metric, and measured to structural elements and exclude wall finishes and construction tolerances. 2. All materials, dimensions, and drawings are approximate only. 3. Information is subject to change without notice at developer's absolute discretion. 4. Actual area may vary from the stated area. 5. Drawings not to scale. 6. All images used are for illustrative purposes only and do not represent the actual size, features, specifications, fittings, and furnishings. 7. The developer reserves the right to make revisions / alterations, at its absolute discretion, without any liability whatsoever.

LUME

UNIT : 303 1 - BEDROOM TYPE A

| | | |
|----------------|--------|--------|
| APARTMENT AREA | 499.77 | SQ.FT. |
| BALCONY AREA | 104.19 | SQ.FT. |
| TOTAL AREA | 603.96 | SQ.FT. |

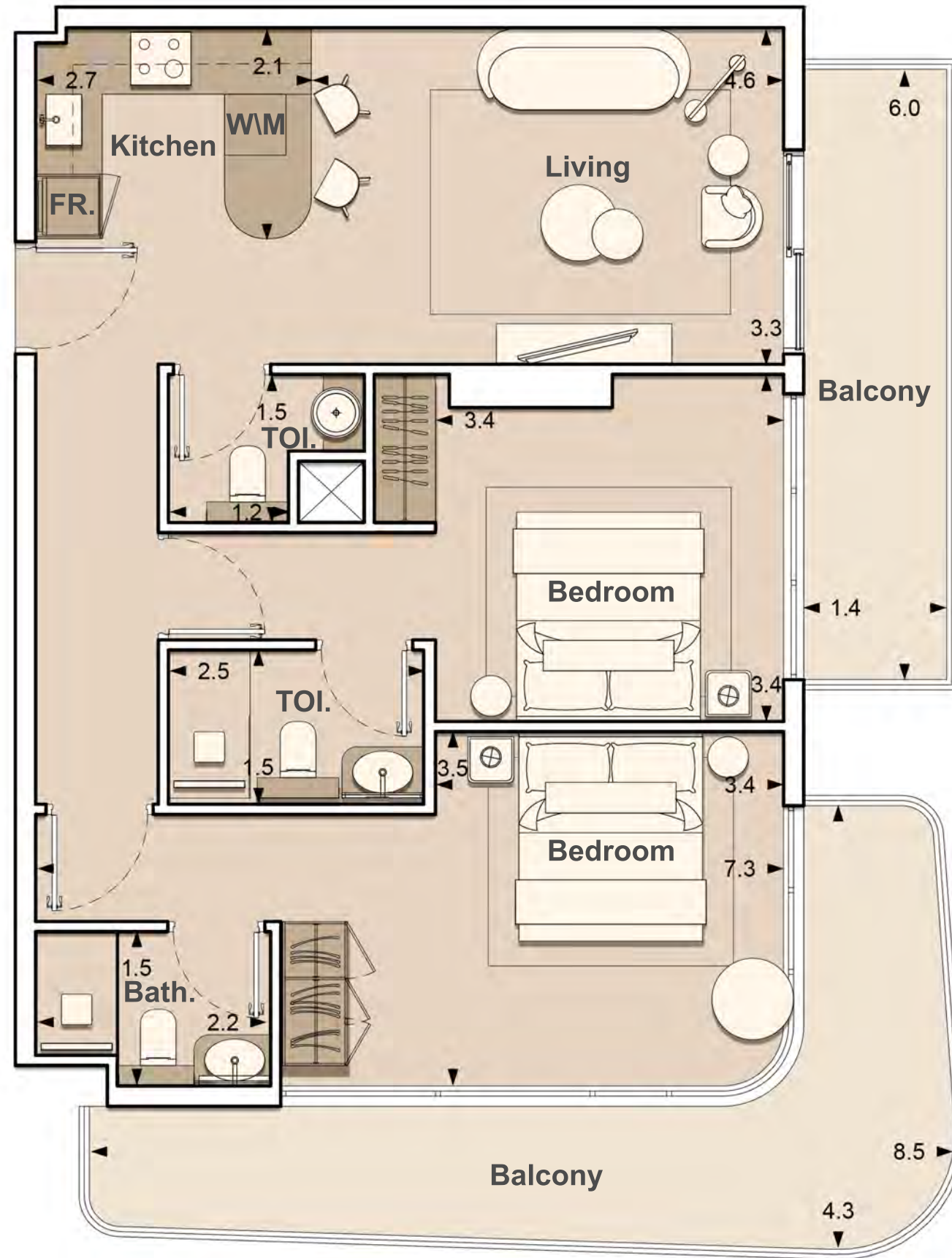
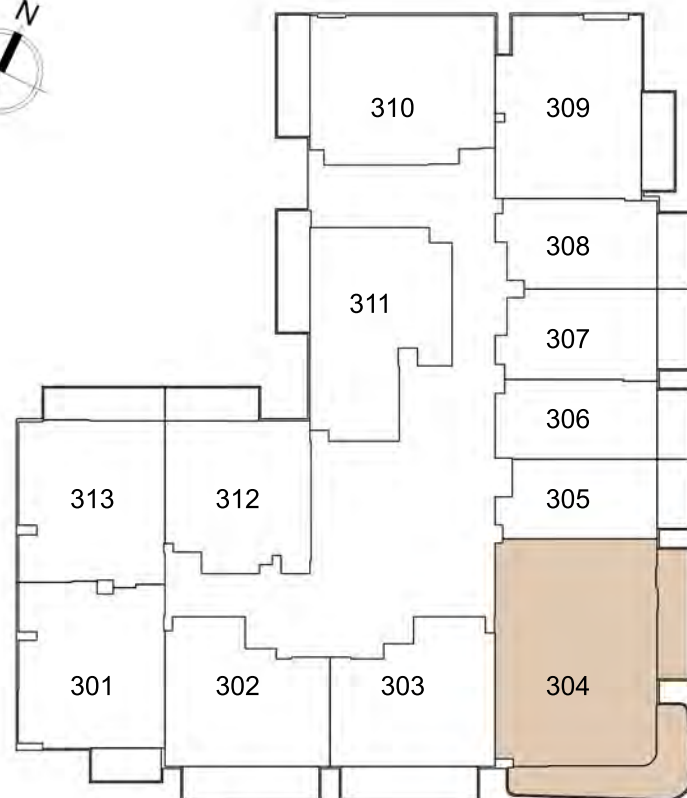


1. All dimensions are in imperial and metric, and measured to structural elements and exclude wall finishes and construction tolerances. 2. All materials, dimensions, and drawings are approximate only. 3. Information is subject to change without notice at developer's absolute discretion. 4. Actual area may vary from the stated area. 5. Drawings not to scale. 6. All images used are for illustrative purposes only and do not represent the actual size, features, specifications, fittings, and furnishings. 7. The developer reserves the right to make revisions / alterations, at its absolute discretion, without any liability whatsoever.

LUME

UNIT : 304 2 - BEDROOM TYPE A

| | | |
|----------------|---------|--------|
| APARTMENT AREA | 843.57 | SQ.FT. |
| BALCONY AREA | 274.80 | SQ.FT. |
| TOTAL AREA | 1118.37 | SQ.FT. |

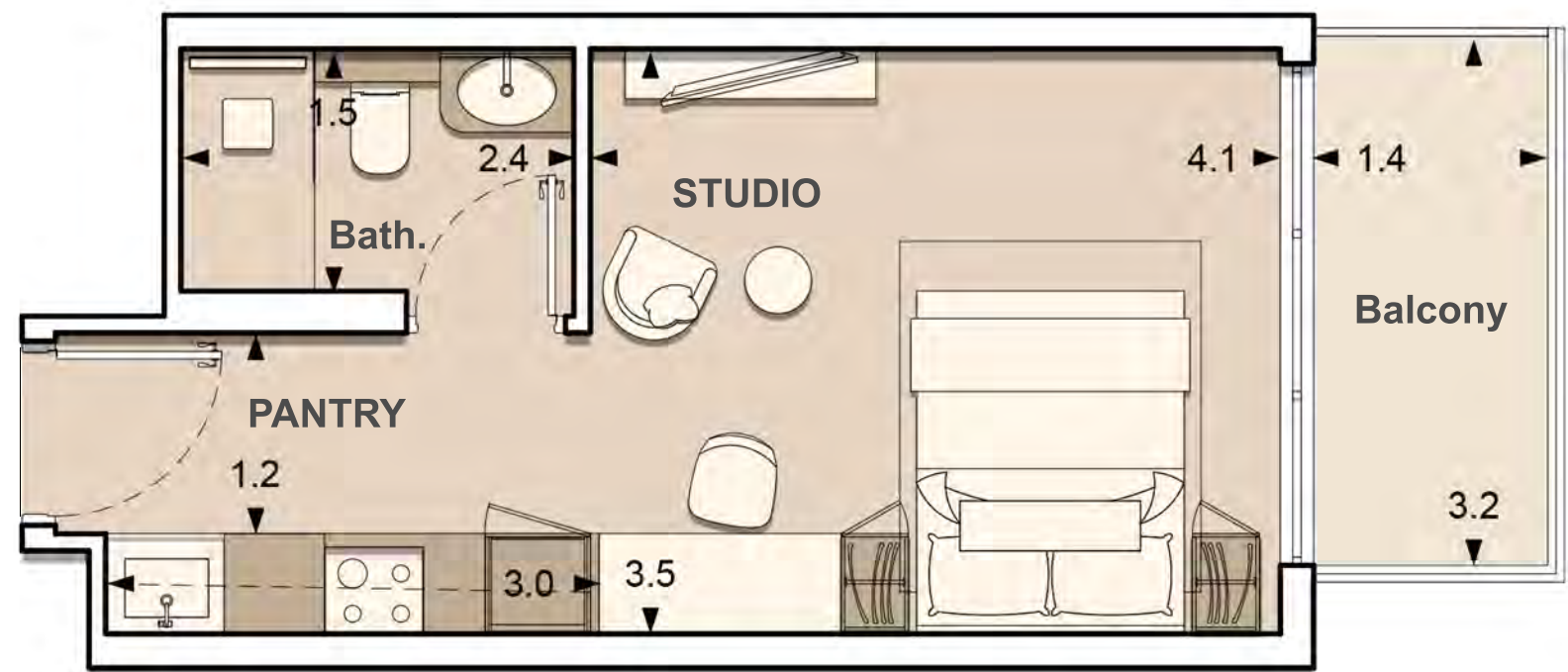
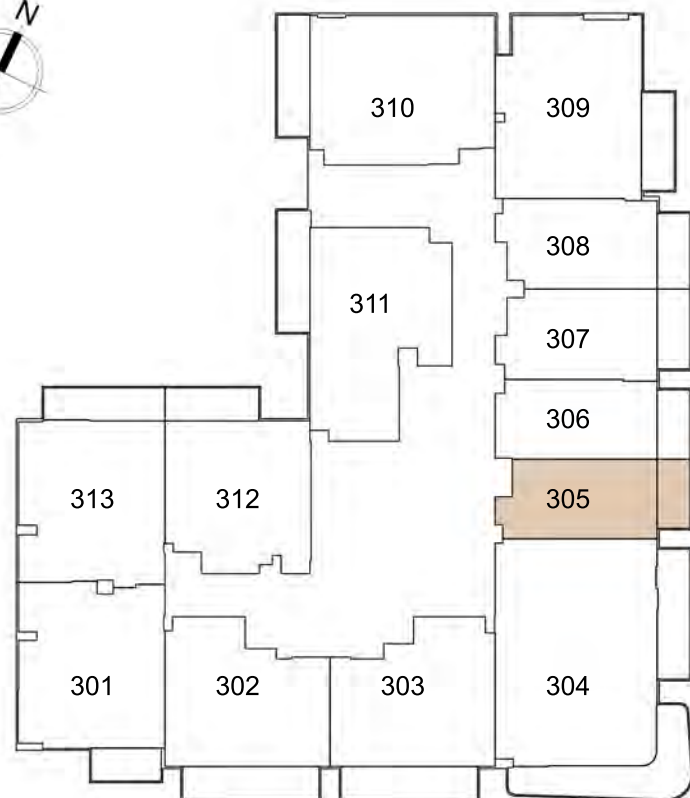


1. All dimensions are in imperial and metric, and measured to structural elements and exclude wall finishes and construction tolerances. 2. All materials, dimensions, and drawings are approximate only. 3. Information is subject to change without notice at developer's absolute discretion. 4. Actual area may vary from the stated area. 5. Drawings not to scale. 6. All images used are for illustrative purposes only and do not represent the actual size, features, specifications, fittings, and furnishings. 7. The developer reserves the right to make revisions / alterations, at its absolute discretion, without any liability whatsoever.

LUME

UNIT : 305 STUDIO TYPE C

| | |
|----------------|---------------|
| APARTMENT AREA | 282.34 SQ.FT. |
| BALCONY AREA | 52.74 SQ.FT. |
| TOTAL AREA | 335.08 SQ.FT. |

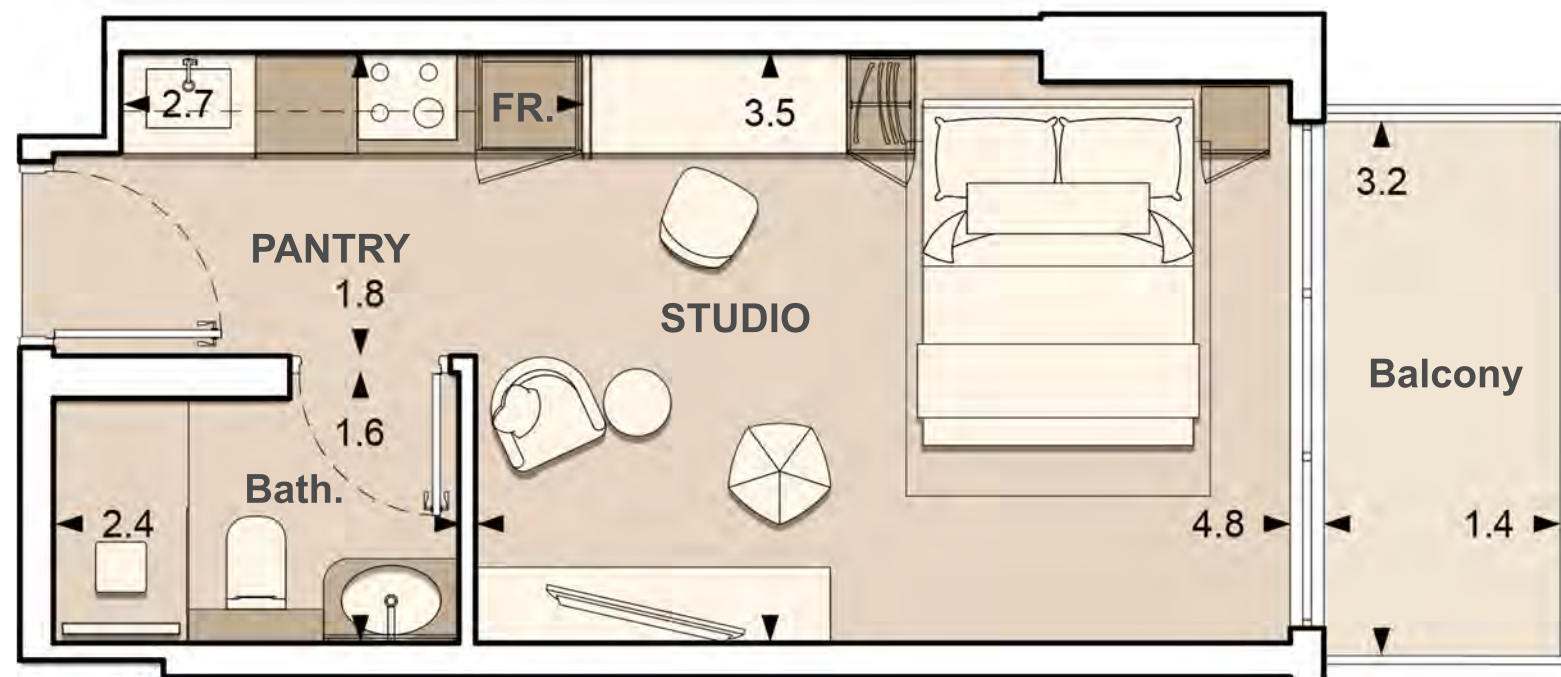
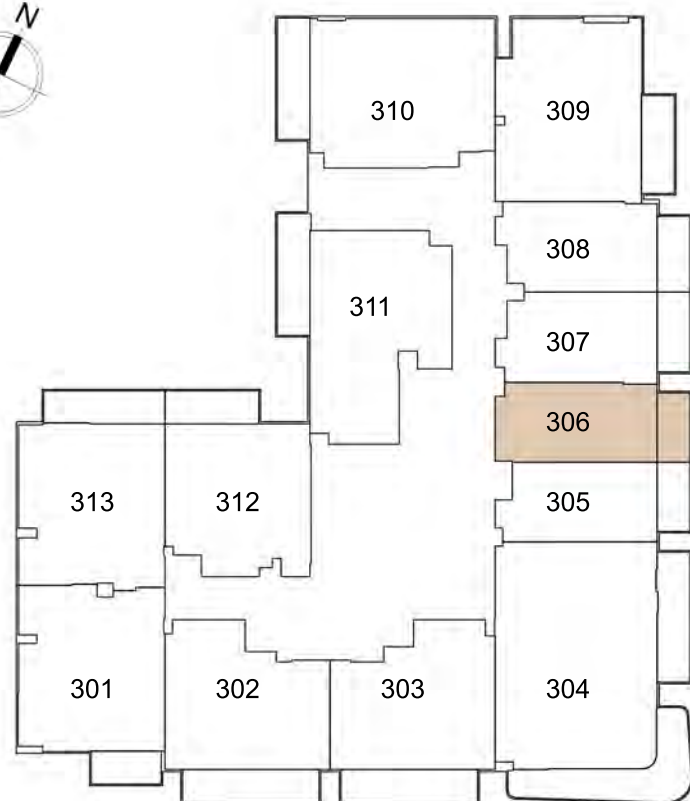


1. All dimensions are in imperial and metric, and measured to structural elements and exclude wall finishes and construction tolerances. 2. All materials, dimensions, and drawings are approximate only. 3. Information is subject to change without notice at developer's absolute discretion. 4. Actual area may vary from the stated area. 5. Drawings not to scale. 6. All images used are for illustrative purposes only and do not represent the actual size, features, specifications, fittings, and furnishings. 7. The developer reserves the right to make revisions / alterations, at its absolute discretion, without any liability whatsoever.

LUME

UNIT : 306 STUDIO TYPE B

| | |
|----------------|---------------|
| APARTMENT AREA | 294.82 SQ.FT. |
| BALCONY AREA | 52.74 SQ.FT. |
| TOTAL AREA | 347.57 SQ.FT. |

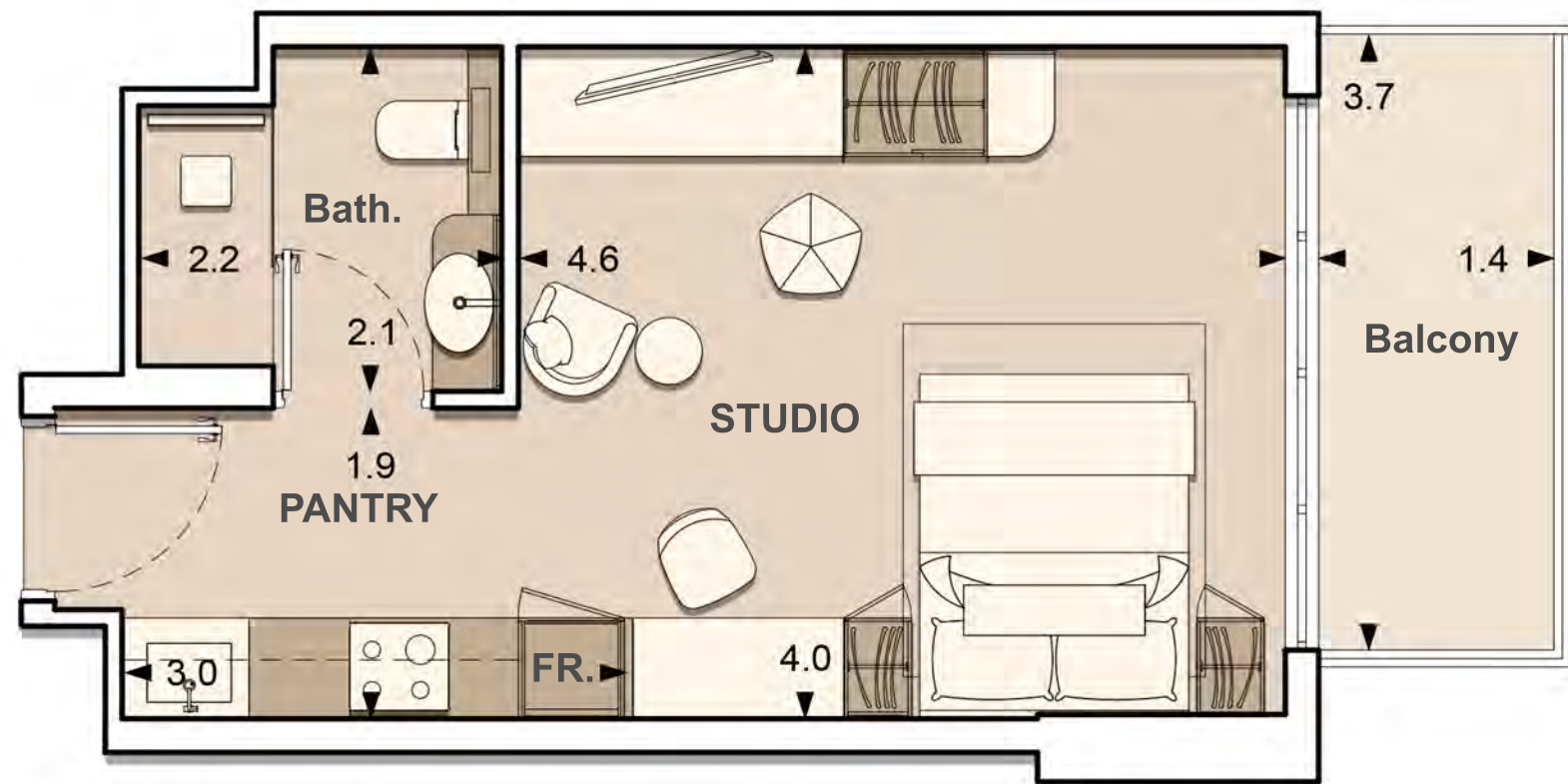
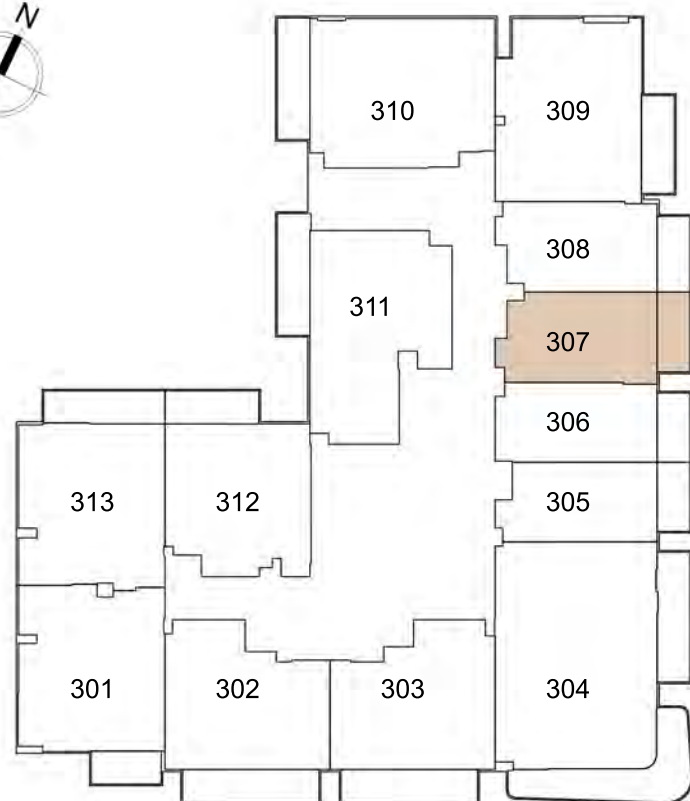


1. All dimensions are in imperial and metric, and measured to structural elements and exclude wall finishes and construction tolerances. 2. All materials, dimensions, and drawings are approximate only. 3. Information is subject to change without notice at developer's absolute discretion. 4. Actual area may vary from the stated area. 5. Drawings not to scale. 6. All images used are for illustrative purposes only and do not represent the actual size, features, specifications, fittings, and furnishings. 7. The developer reserves the right to make revisions / alterations, at its absolute discretion, without any liability whatsoever.

LUME

UNIT : 307 STUDIO TYPE A

| | | |
|----------------|--------|--------|
| APARTMENT AREA | 321.95 | SQ.FT. |
| BALCONY AREA | 61.03 | SQ.FT. |
| TOTAL AREA | 382.98 | SQ.FT. |

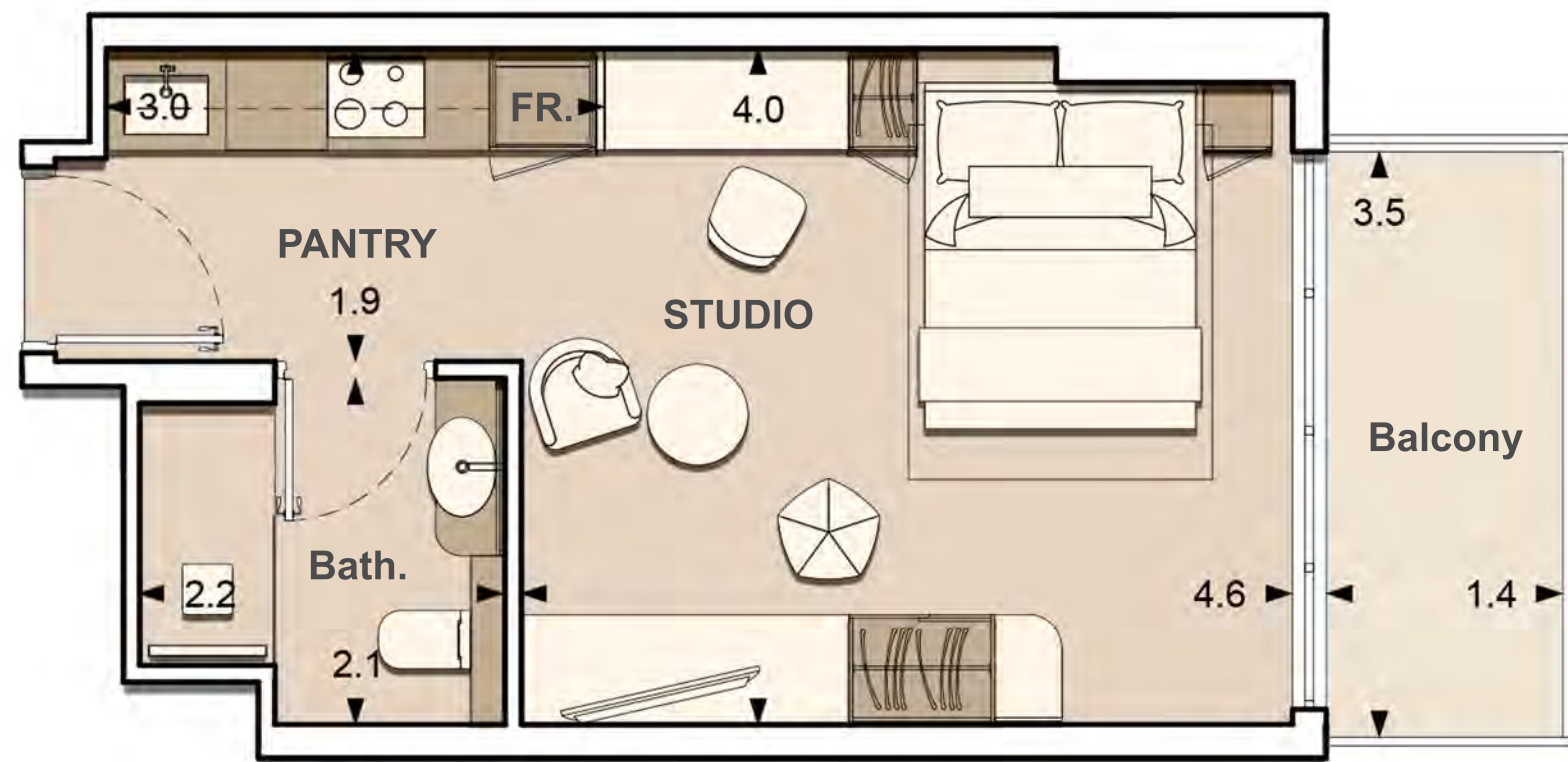
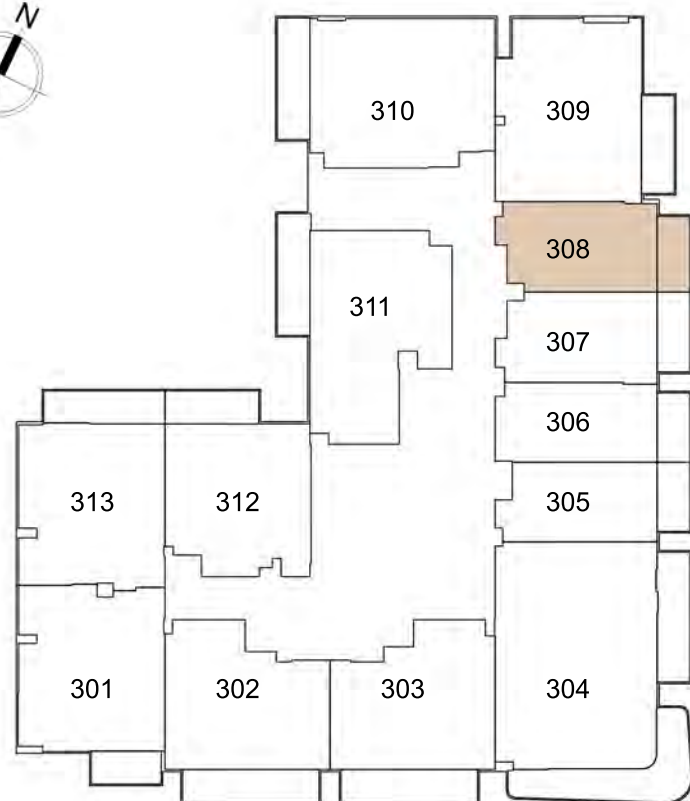


1. All dimensions are in imperial and metric, and measured to structural elements and exclude wall finishes and construction tolerances. 2. All materials, dimensions, and drawings are approximate only. 3. Information is subject to change without notice at developer's absolute discretion. 4. Actual area may vary from the stated area. 5. Drawings not to scale. 6. All images used are for illustrative purposes only and do not represent the actual size, features, specifications, fittings, and furnishings. 7. The developer reserves the right to make revisions / alterations, at its absolute discretion, without any liability whatsoever.

LUME

UNIT : 308 STUDIO TYPE A

| | | |
|----------------|--------|--------|
| APARTMENT AREA | 319.58 | SQ.FT. |
| BALCONY AREA | 57.69 | SQ.FT. |
| TOTAL AREA | 377.28 | SQ.FT. |

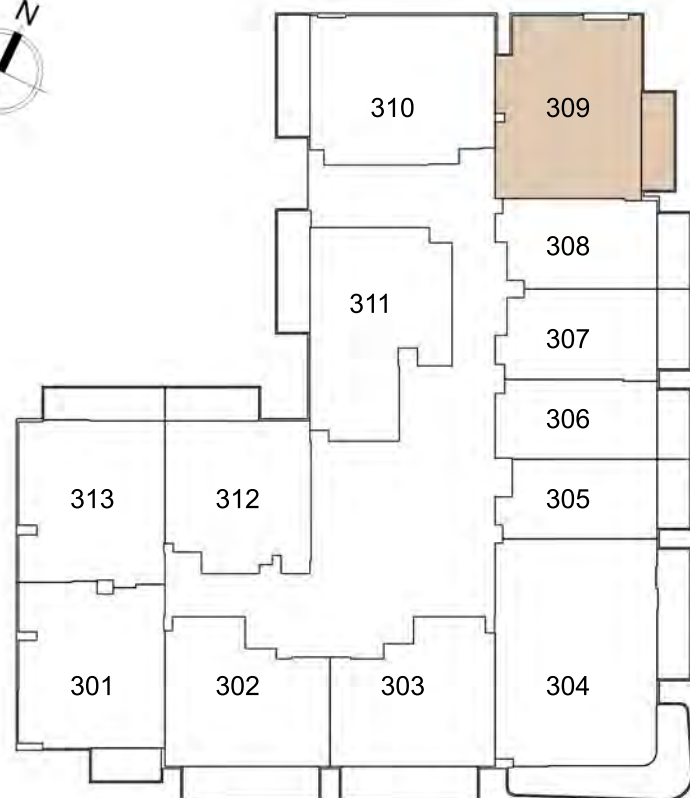


1. All dimensions are in imperial and metric, and measured to structural elements and exclude wall finishes and construction tolerances. 2. All materials, dimensions, and drawings are approximate only. 3. Information is subject to change without notice at developer's absolute discretion. 4. Actual area may vary from the stated area. 5. Drawings not to scale. 6. All images used are for illustrative purposes only and do not represent the actual size, features, specifications, fittings, and furnishings. 7. The developer reserves the right to make revisions / alterations, at its absolute discretion, without any liability whatsoever.

LUME

UNIT : 309 1 - BEDROOM TYPE C

| | | |
|----------------|--------|--------|
| APARTMENT AREA | 601.81 | SQ.FT. |
| BALCONY AREA | 74.70 | SQ.FT. |
| TOTAL AREA | 676.51 | SQ.FT. |

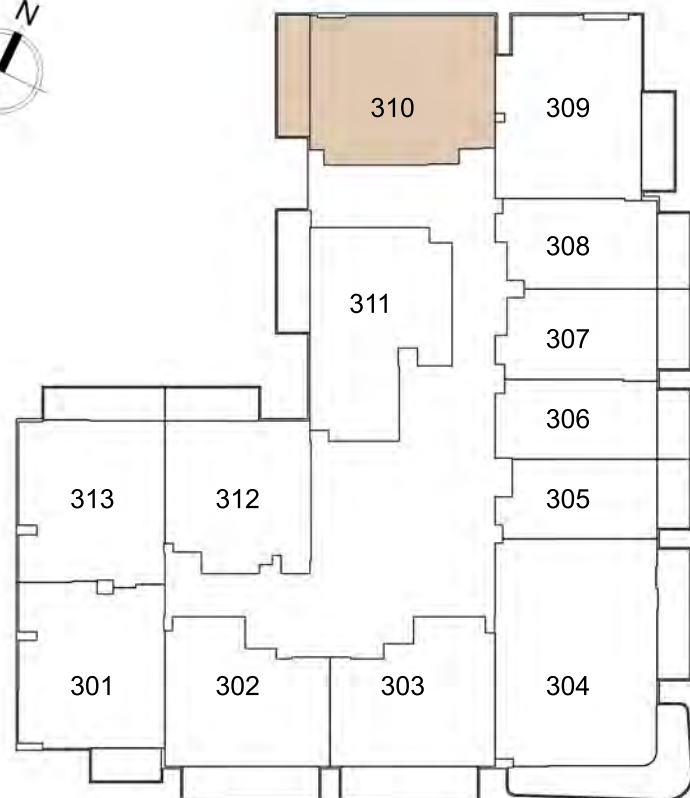


1. All dimensions are in imperial and metric, and measured to structural elements and exclude wall finishes and construction tolerances. 2. All materials, dimensions, and drawings are approximate only. 3. Information is subject to change without notice at developer's absolute discretion. 4. Actual area may vary from the stated area. 5. Drawings not to scale. 6. All images used are for illustrative purposes only and do not represent the actual size, features, specifications, fittings, and furnishings. 7. The developer reserves the right to make revisions / alterations, at its absolute discretion, without any liability whatsoever.

LUME

UNIT : 310 1 - BEDROOM TYPE D

| | | |
|----------------|--------|--------|
| APARTMENT AREA | 622.37 | SQ.FT. |
| BALCONY AREA | 92.78 | SQ.FT. |
| TOTAL AREA | 715.15 | SQ.FT. |

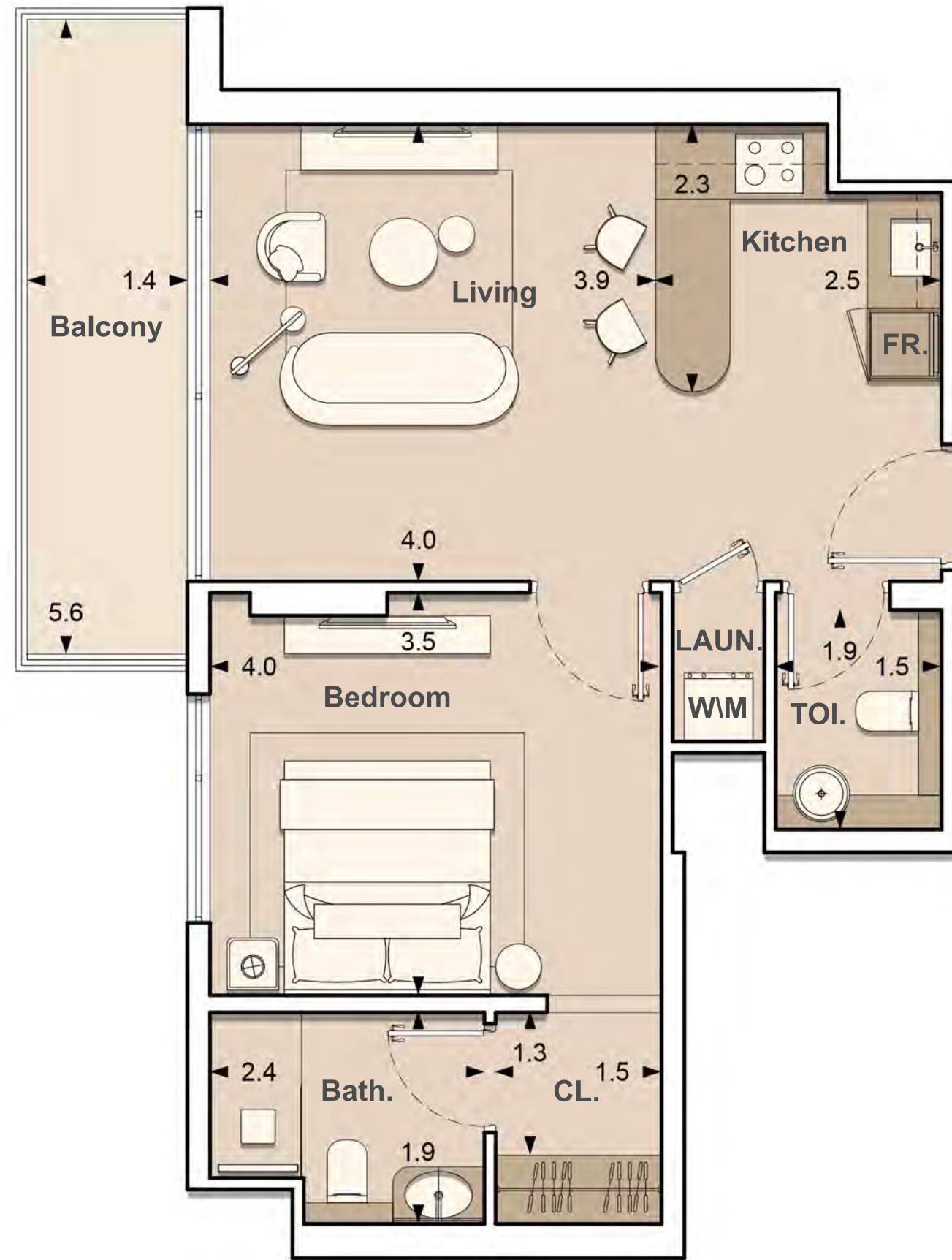
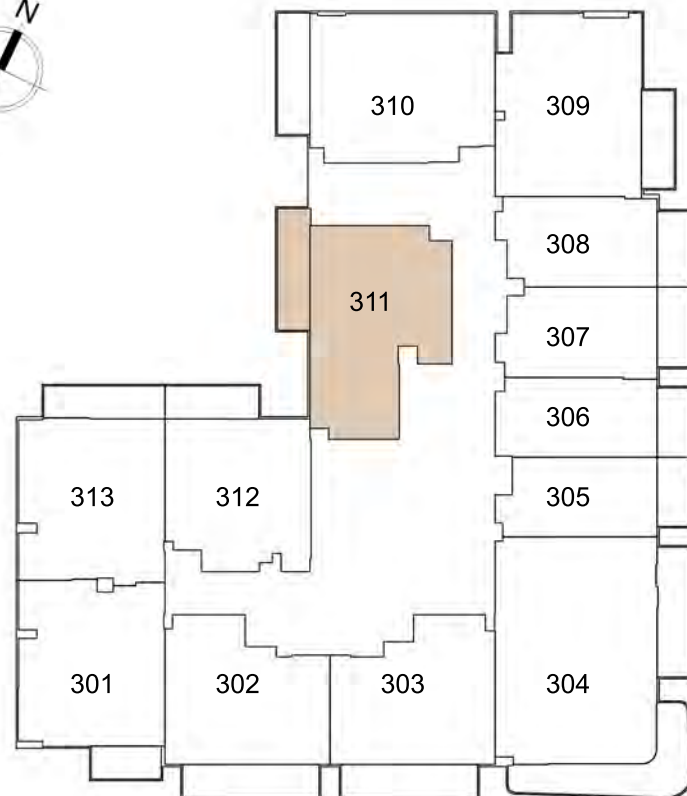


1. All dimensions are in imperial and metric, and measured to structural elements and exclude wall finishes and construction tolerances. 2. All materials, dimensions, and drawings are approximate only. 3. Information is subject to change without notice at developer's absolute discretion. 4. Actual area may vary from the stated area. 5. Drawings not to scale. 6. All images used are for illustrative purposes only and do not represent the actual size, features, specifications, fittings, and furnishings. 7. The developer reserves the right to make revisions / alterations, at its absolute discretion, without any liability whatsoever.

LUME

UNIT : 311 1 - BEDROOM TYPE E

| | | |
|----------------|--------|--------|
| APARTMENT AREA | 591.91 | SQ.FT. |
| BALCONY AREA | 93.22 | SQ.FT. |
| TOTAL AREA | 685.12 | SQ.FT. |

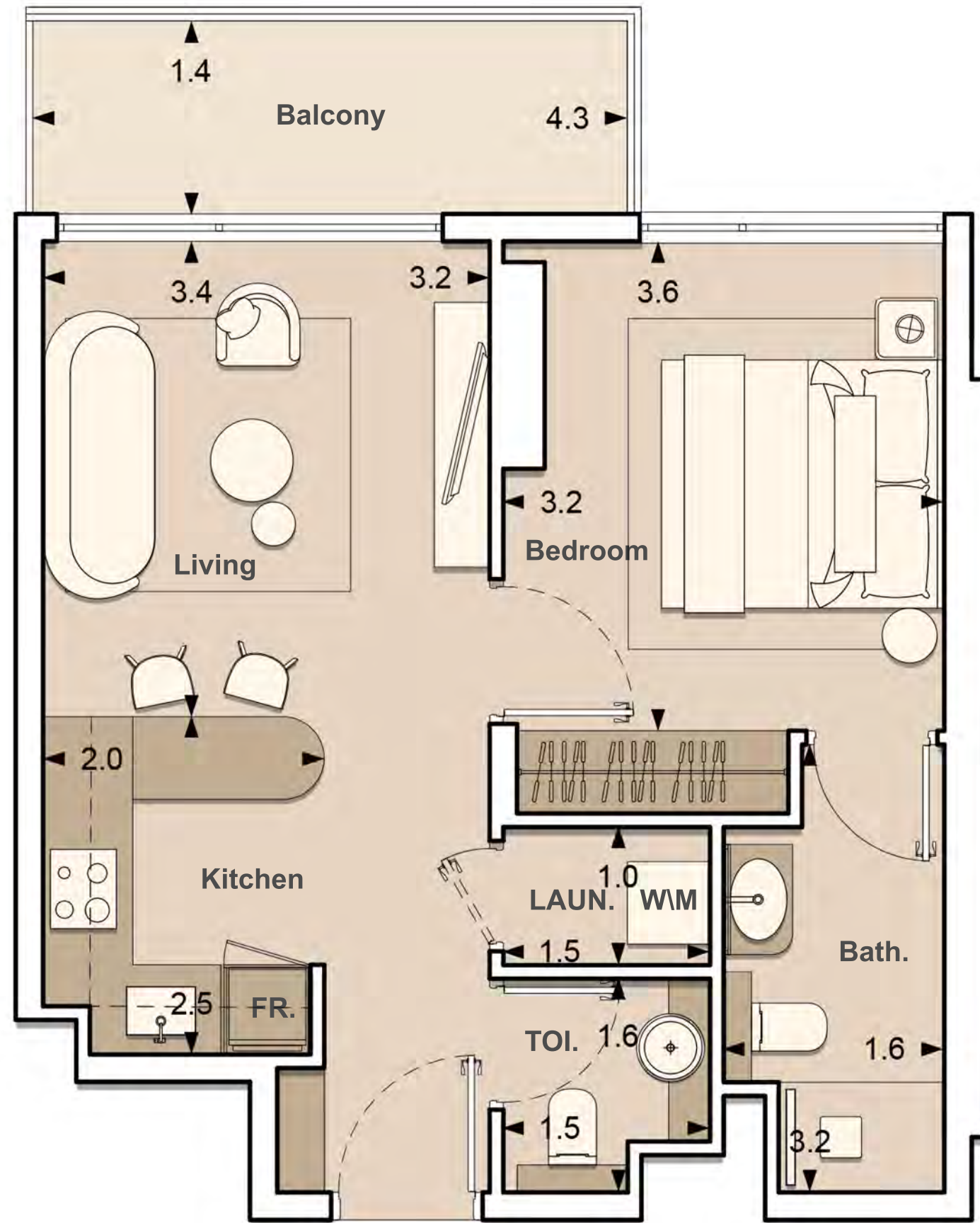
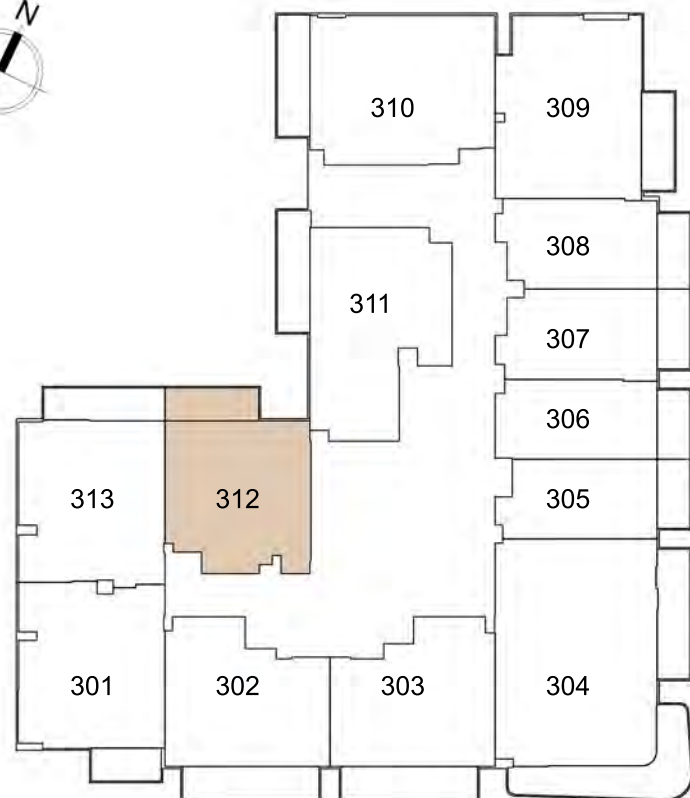


1. All dimensions are in imperial and metric, and measured to structural elements and exclude wall finishes and construction tolerances. 2. All materials, dimensions, and drawings are approximate only. 3. Information is subject to change without notice at developer's absolute discretion. 4. Actual area may vary from the stated area. 5. Drawings not to scale. 6. All images used are for illustrative purposes only and do not represent the actual size, features, specifications, fittings, and furnishings. 7. The developer reserves the right to make revisions / alterations, at its absolute discretion, without any liability whatsoever.

LUME

UNIT : 312 1 - BEDROOM TYPE F

| | | |
|----------------|--------|--------|
| APARTMENT AREA | 491.70 | SQ.FT. |
| BALCONY AREA | 71.69 | SQ.FT. |
| TOTAL AREA | 563.38 | SQ.FT. |

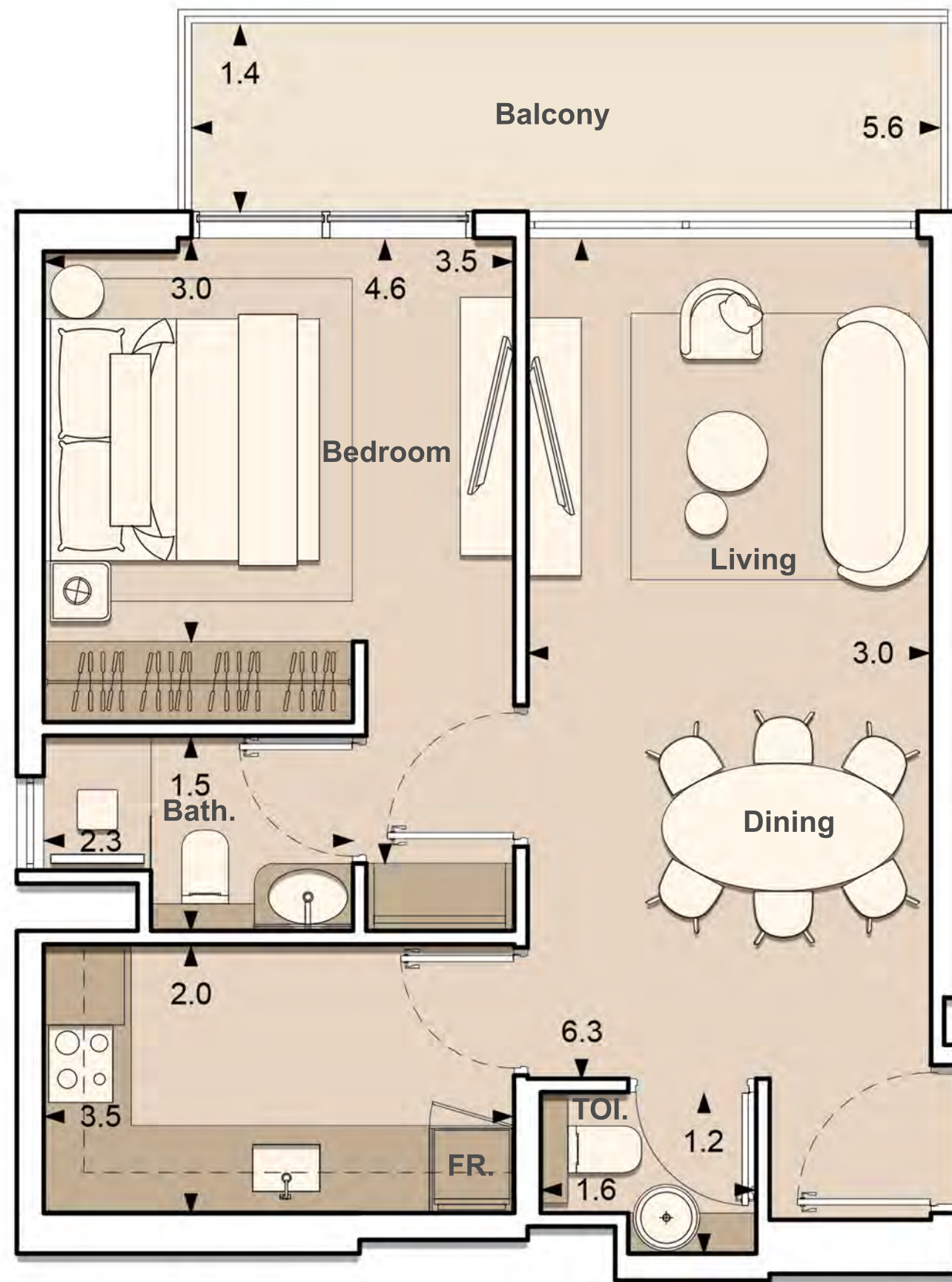
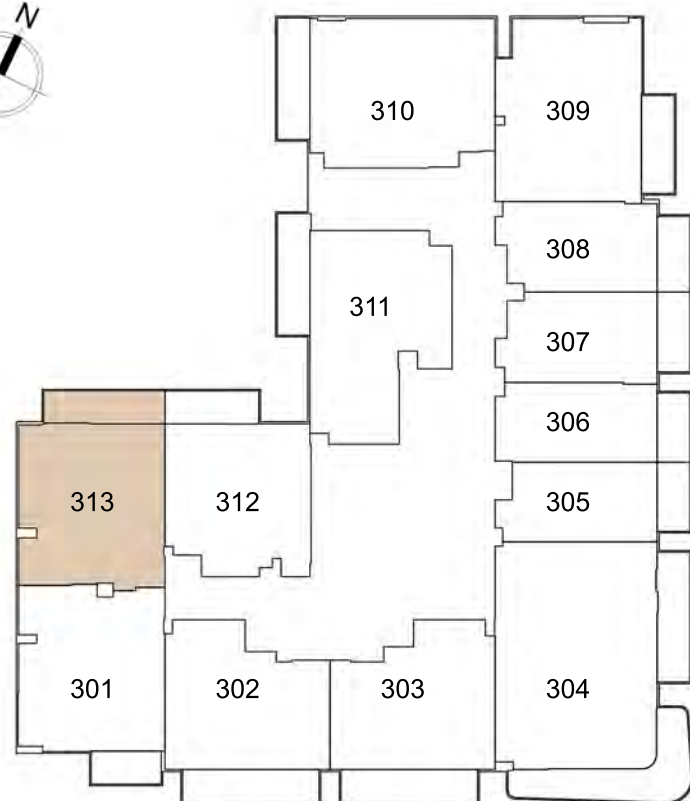


1. All dimensions are in imperial and metric, and measured to structural elements and exclude wall finishes and construction tolerances. 2. All materials, dimensions, and drawings are approximate only. 3. Information is subject to change without notice at developer's absolute discretion. 4. Actual area may vary from the stated area. 5. Drawings not to scale. 6. All images used are for illustrative purposes only and do not represent the actual size, features, specifications, fittings, and furnishings. 7. The developer reserves the right to make revisions / alterations, at its absolute discretion, without any liability whatsoever.

LUME

UNIT : 313 1 - BEDROOM TYPE G

| | |
|----------------|---------------|
| APARTMENT AREA | 547.88 SQ.FT. |
| BALCONY AREA | 91.28 SQ.FT. |
| TOTAL AREA | 639.16 SQ.FT. |



1. All dimensions are in imperial and metric, and measured to structural elements and exclude wall finishes and construction tolerances. 2. All materials, dimensions, and drawings are approximate only. 3. Information is subject to change without notice at developer's absolute discretion. 4. Actual area may vary from the stated area. 5. Drawings not to scale. 6. All images used are for illustrative purposes only and do not represent the actual size, features, specifications, fittings, and furnishings. 7. The developer reserves the right to make revisions / alterations, at its absolute discretion, without any liability whatsoever.

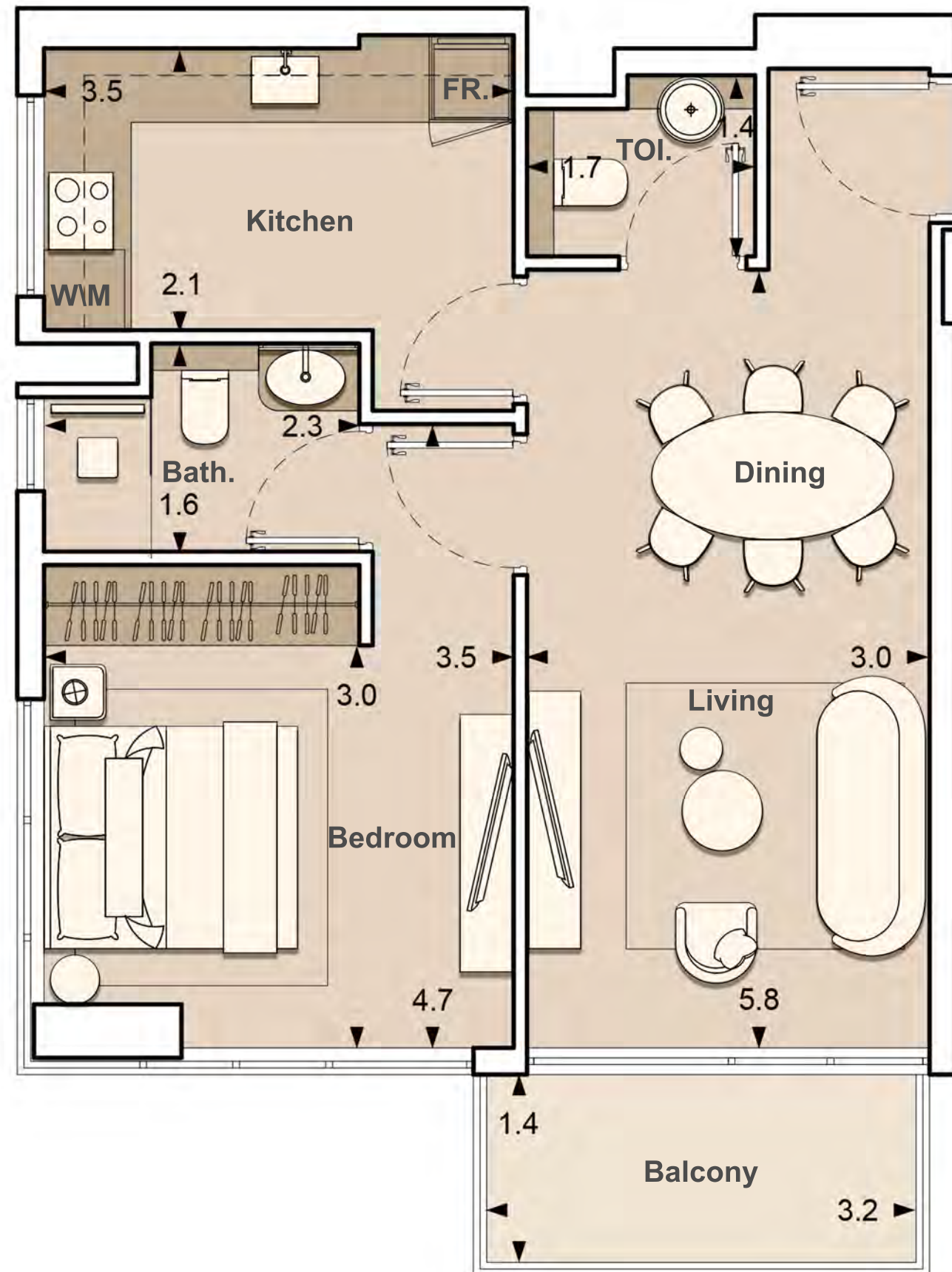
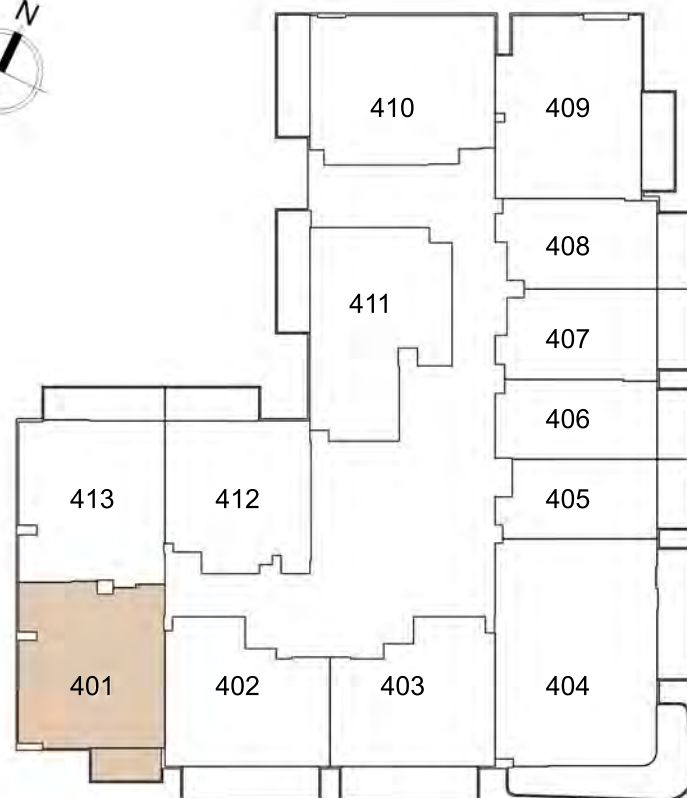


4TH FLOOR

LUME

UNIT : 401 1 - BEDROOM TYPE B

| | | |
|----------------|--------|--------|
| APARTMENT AREA | 550.04 | SQ.FT. |
| BALCONY AREA | 53.39 | SQ.FT. |
| TOTAL AREA | 603.42 | SQ.FT. |

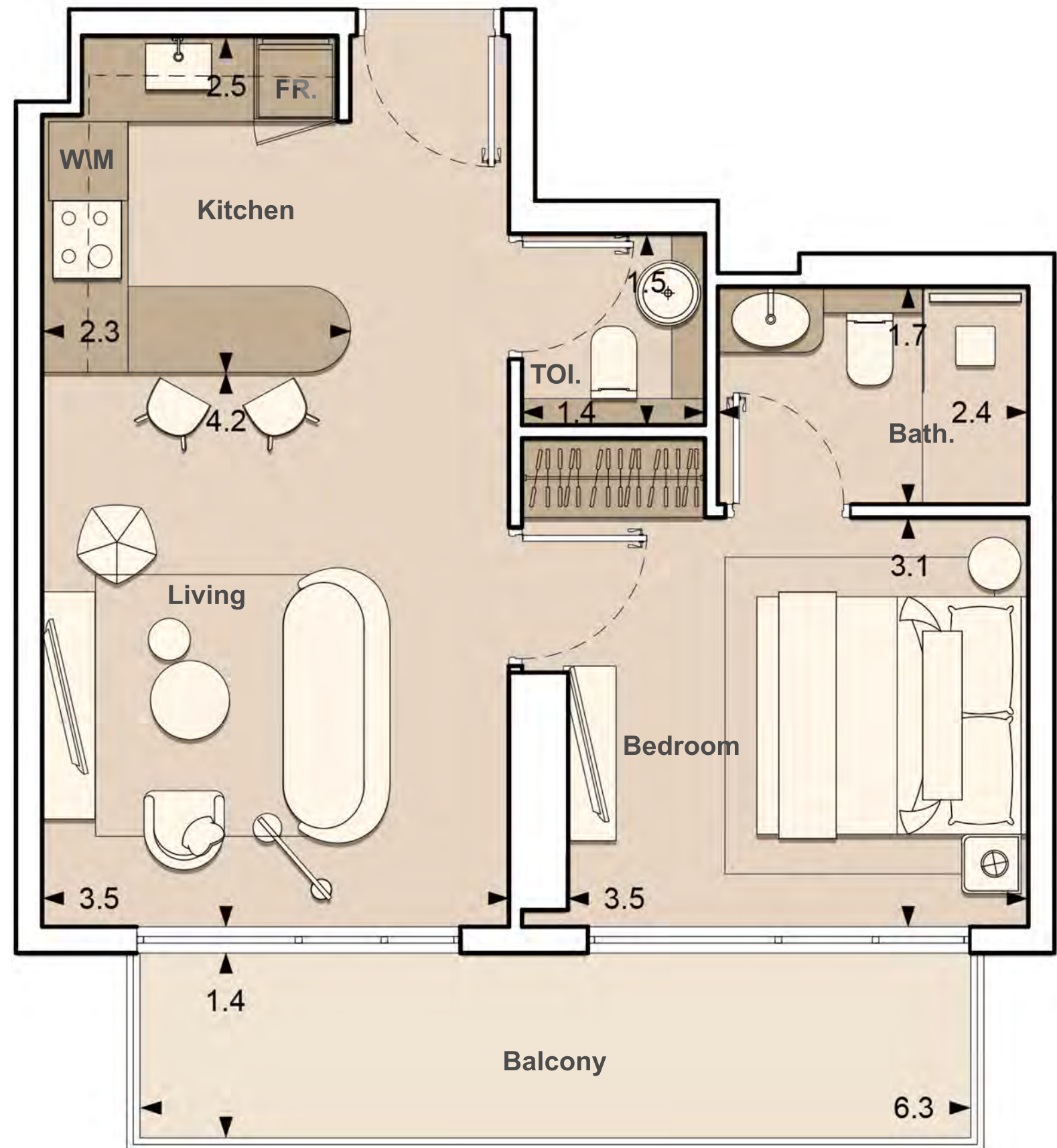
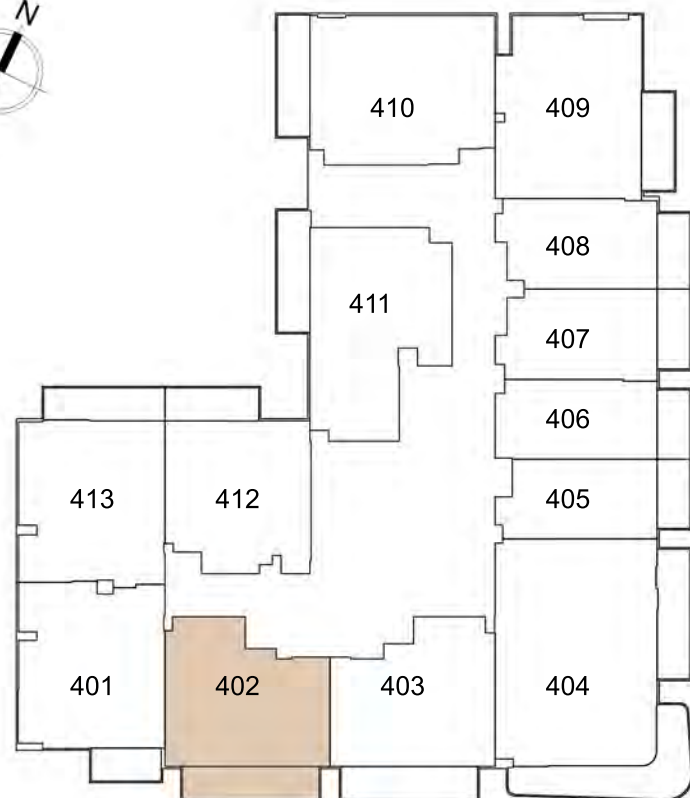


1. All dimensions are in imperial and metric, and measured to structural elements and exclude wall finishes and construction tolerances. 2. All materials, dimensions, and drawings are approximate only. 3. Information is subject to change without notice at developer's absolute discretion. 4. Actual area may vary from the stated area. 5. Drawings not to scale. 6. All images used are for illustrative purposes only and do not represent the actual size, features, specifications, fittings, and furnishings. 7. The developer reserves the right to make revisions / alterations, at its absolute discretion, without any liability whatsoever.

LUME

UNIT : 402 1 - BEDROOM TYPE A

| | |
|----------------|---------------|
| APARTMENT AREA | 497.51 SQ.FT. |
| BALCONY AREA | 104.19 SQ.FT. |
| TOTAL AREA | 601.70 SQ.FT. |

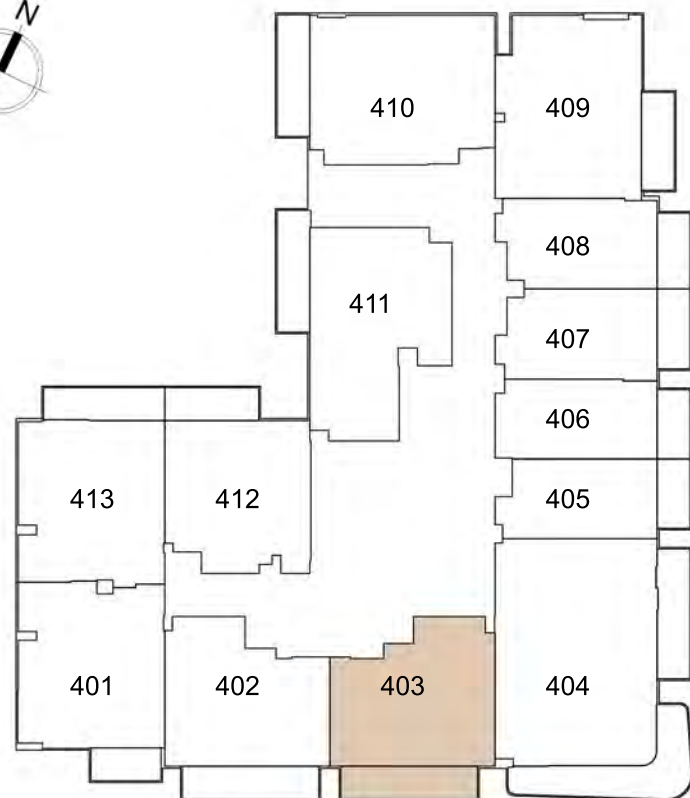


1. All dimensions are in imperial and metric, and measured to structural elements and exclude wall finishes and construction tolerances. 2. All materials, dimensions, and drawings are approximate only. 3. Information is subject to change without notice at developer's absolute discretion. 4. Actual area may vary from the stated area. 5. Drawings not to scale. 6. All images used are for illustrative purposes only and do not represent the actual size, features, specifications, fittings, and furnishings. 7. The developer reserves the right to make revisions / alterations, at its absolute discretion, without any liability whatsoever.

LUME

UNIT : 403 1 - BEDROOM TYPE A

| | | |
|----------------|--------|--------|
| APARTMENT AREA | 499.77 | SQ.FT. |
| BALCONY AREA | 104.19 | SQ.FT. |
| TOTAL AREA | 603.96 | SQ.FT. |

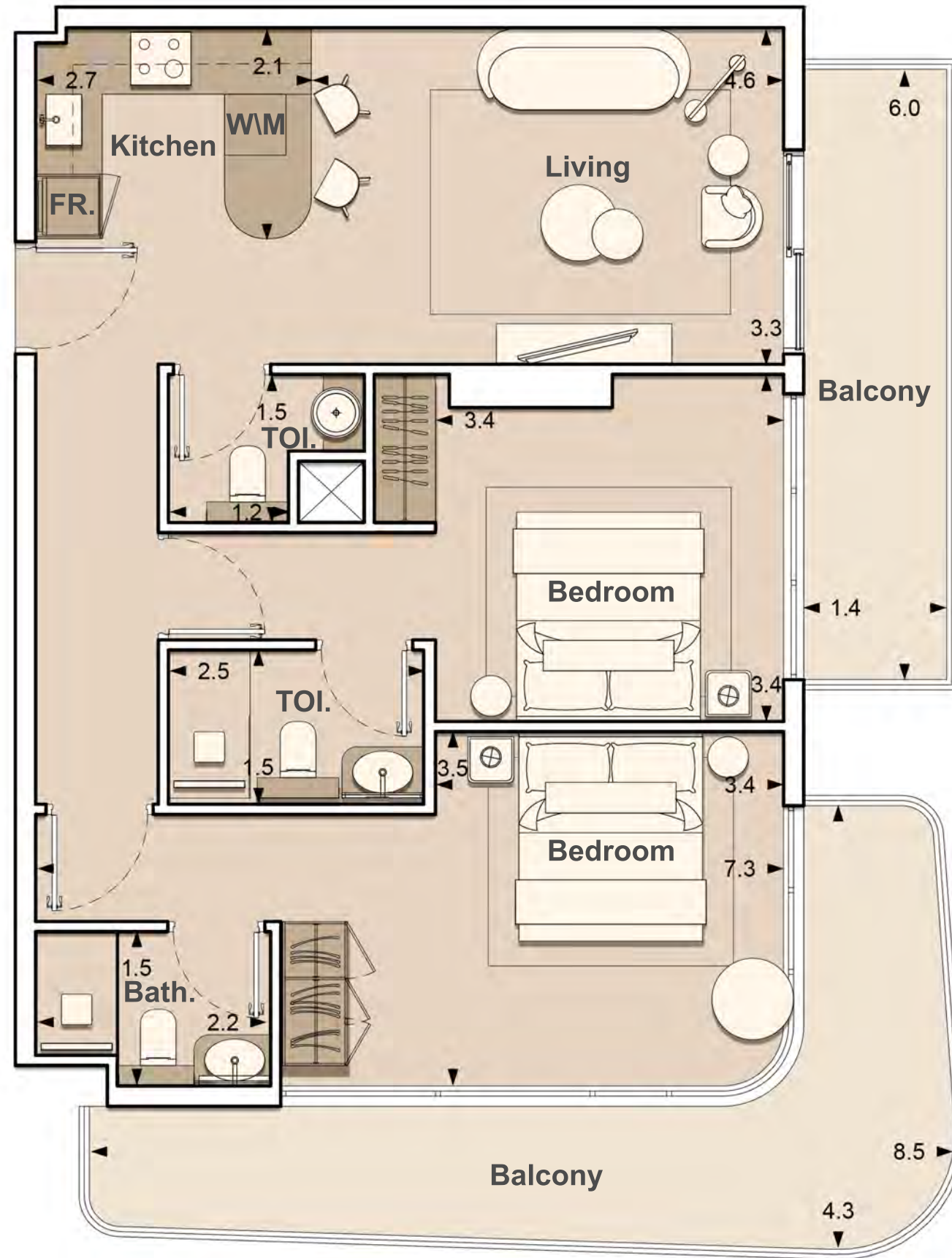
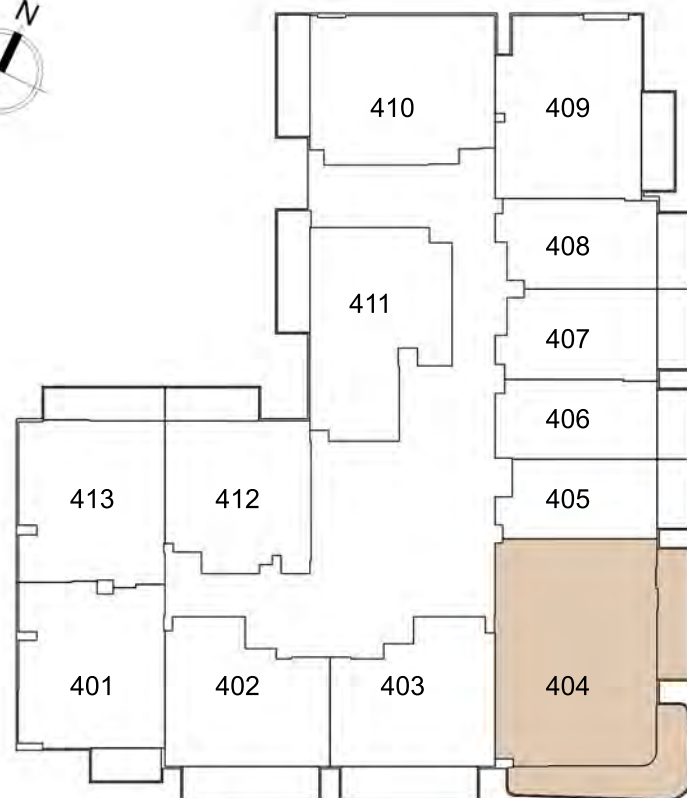


1. All dimensions are in imperial and metric, and measured to structural elements and exclude wall finishes and construction tolerances. 2. All materials, dimensions, and drawings are approximate only. 3. Information is subject to change without notice at developer's absolute discretion. 4. Actual area may vary from the stated area. 5. Drawings not to scale. 6. All images used are for illustrative purposes only and do not represent the actual size, features, specifications, fittings, and furnishings. 7. The developer reserves the right to make revisions / alterations, at its absolute discretion, without any liability whatsoever.

LUME

UNIT : 404 2 - BEDROOM TYPE A

| | | |
|----------------|---------|--------|
| APARTMENT AREA | 843.57 | SQ.FT. |
| BALCONY AREA | 274.80 | SQ.FT. |
| TOTAL AREA | 1118.37 | SQ.FT. |

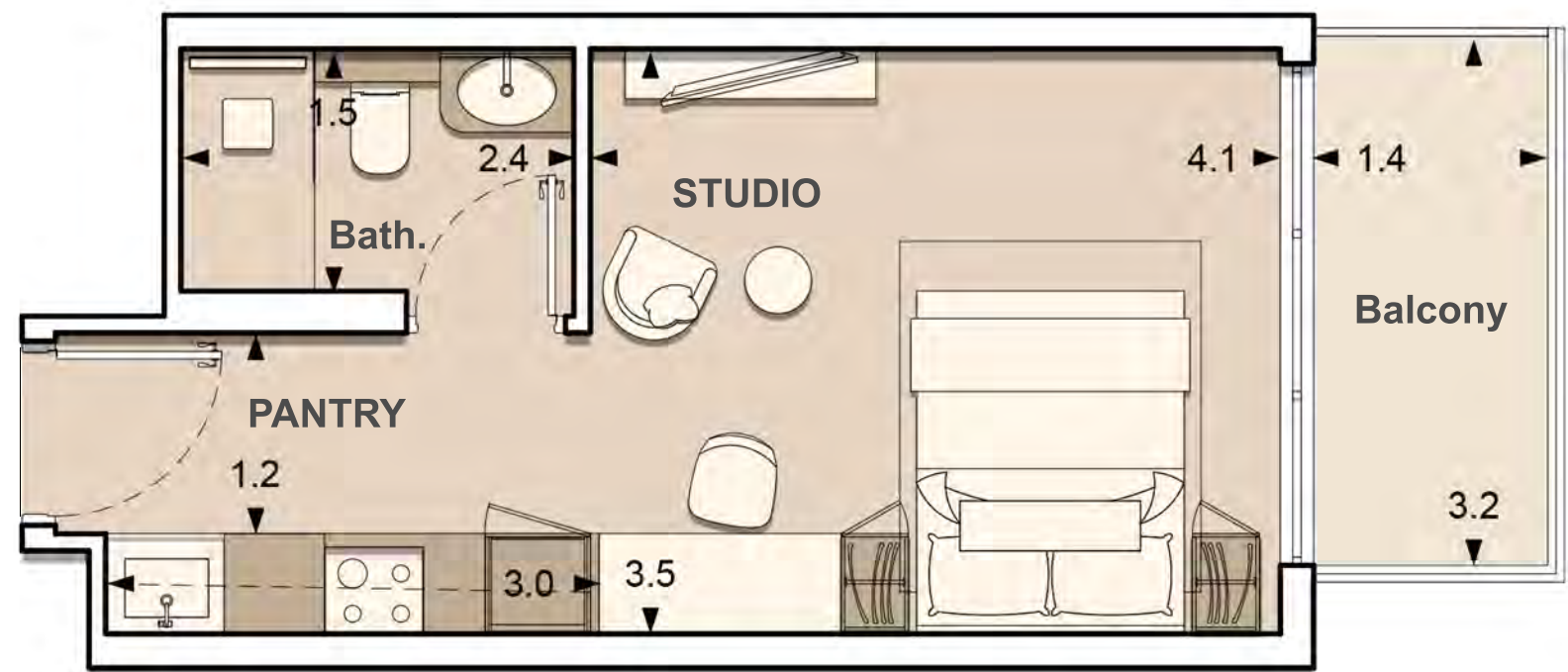
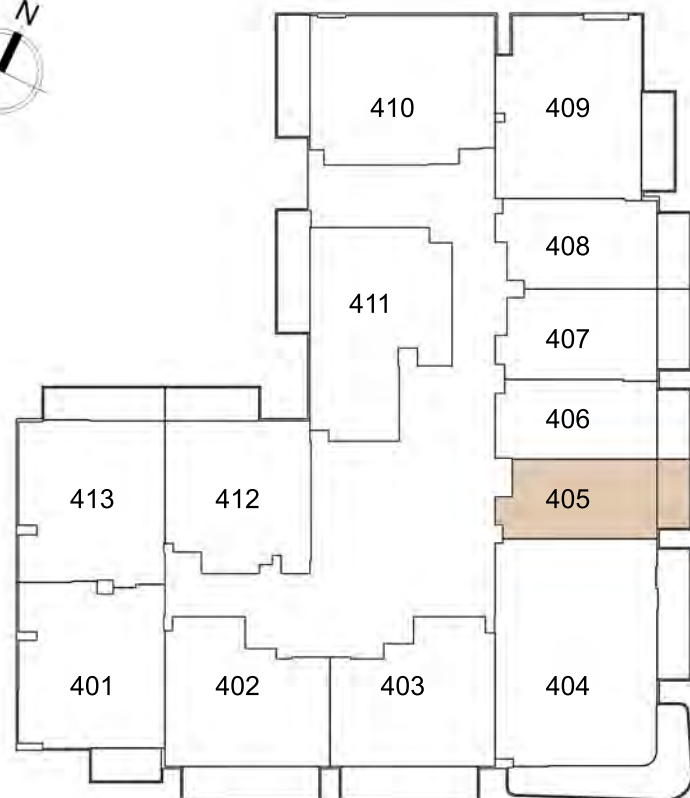


1. All dimensions are in imperial and metric, and measured to structural elements and exclude wall finishes and construction tolerances. 2. All materials, dimensions, and drawings are approximate only. 3. Information is subject to change without notice at developer's absolute discretion. 4. Actual area may vary from the stated area. 5. Drawings not to scale. 6. All images used are for illustrative purposes only and do not represent the actual size, features, specifications, fittings, and furnishings. 7. The developer reserves the right to make revisions / alterations, at its absolute discretion, without any liability whatsoever.

LUME

UNIT : 405 STUDIO TYPE C

| | |
|----------------|---------------|
| APARTMENT AREA | 282.34 SQ.FT. |
| BALCONY AREA | 52.74 SQ.FT. |
| TOTAL AREA | 335.08 SQ.FT. |



1. All dimensions are in imperial and metric, and measured to structural elements and exclude wall finishes and construction tolerances. 2. All materials, dimensions, and drawings are approximate only. 3. Information is subject to change without notice at developer's absolute discretion. 4. Actual area may vary from the stated area. 5. Drawings not to scale. 6. All images used are for illustrative purposes only and do not represent the actual size, features, specifications, fittings, and furnishings. 7. The developer reserves the right to make revisions / alterations, at its absolute discretion, without any liability whatsoever.

LUME

UNIT : 406

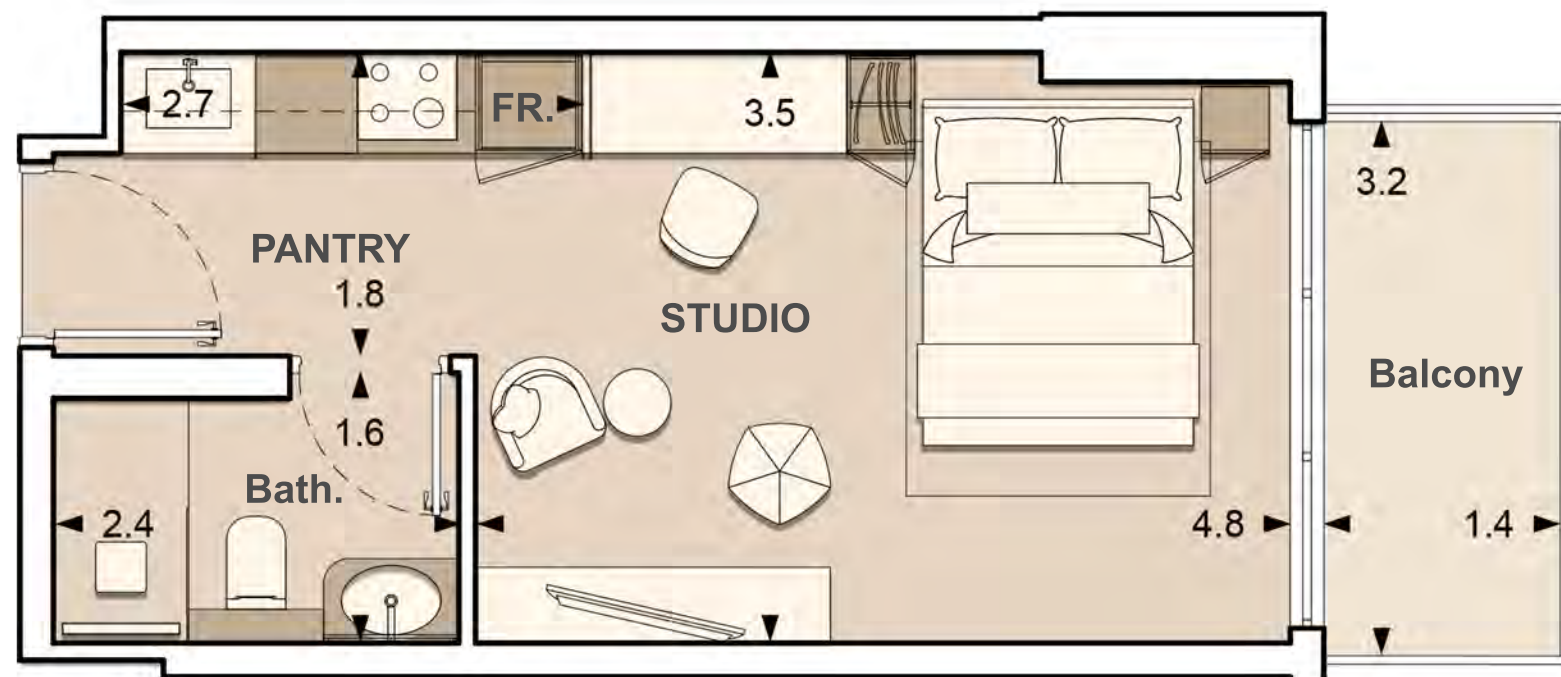
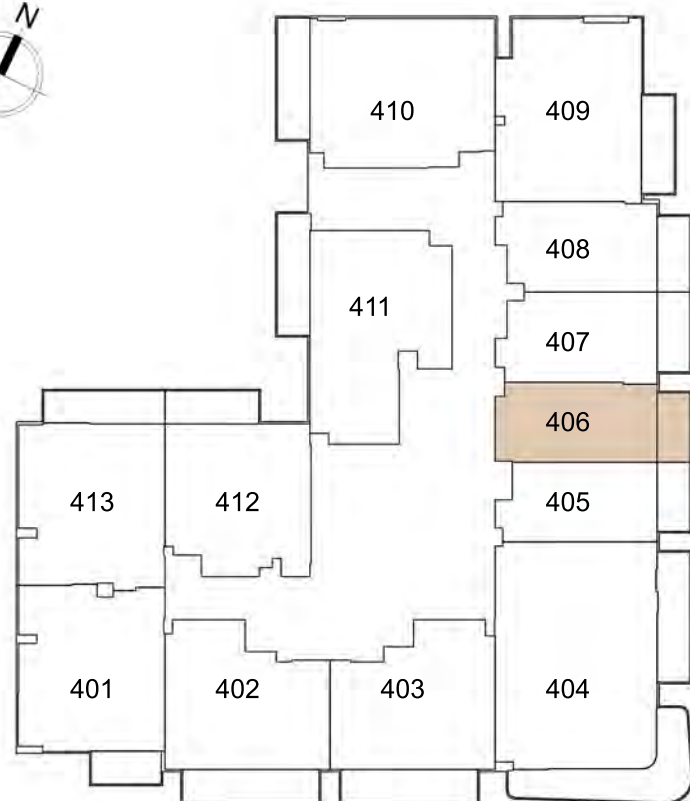
STUDIO

TYPE B

APARTMENT AREA 294.82 SQ.FT.

BALCONY AREA 52.74 SQ.FT.

TOTAL AREA 347.57 SQ.FT.

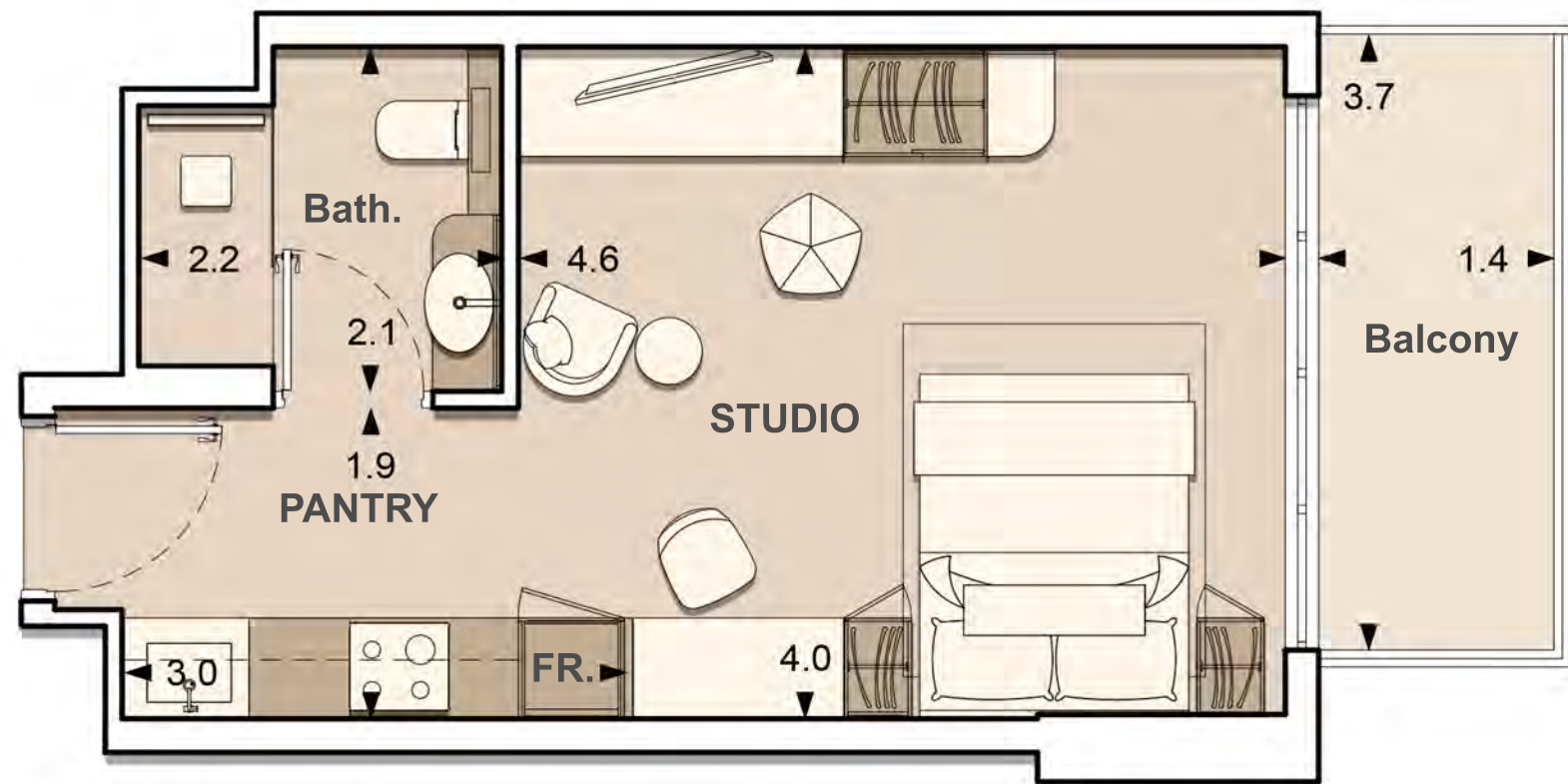
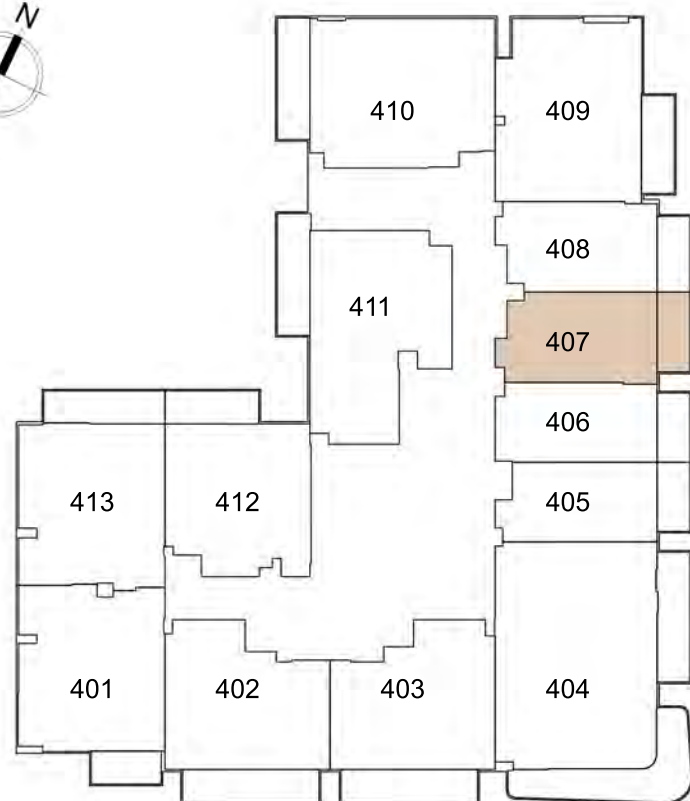


1. All dimensions are in imperial and metric, and measured to structural elements and exclude wall finishes and construction tolerances. 2. All materials, dimensions, and drawings are approximate only. 3. Information is subject to change without notice at developer's absolute discretion. 4. Actual area may vary from the stated area. 5. Drawings not to scale. 6. All images used are for illustrative purposes only and do not represent the actual size, features, specifications, fittings, and furnishings. 7. The developer reserves the right to make revisions / alterations, at its absolute discretion, without any liability whatsoever.

LUME

UNIT : 407 STUDIO TYPE A

| | | |
|----------------|--------|--------|
| APARTMENT AREA | 321.95 | SQ.FT. |
| BALCONY AREA | 61.03 | SQ.FT. |
| TOTAL AREA | 382.98 | SQ.FT. |

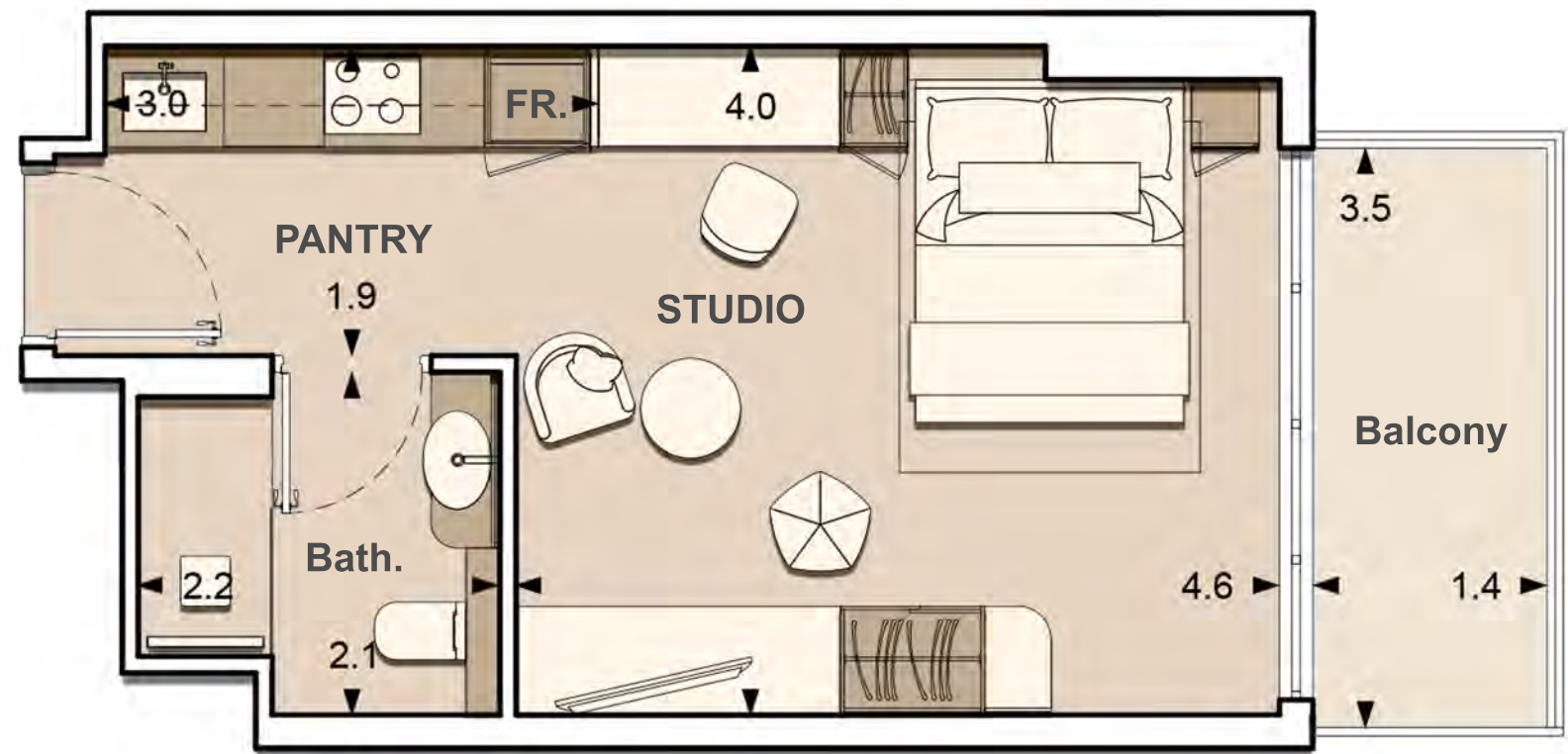
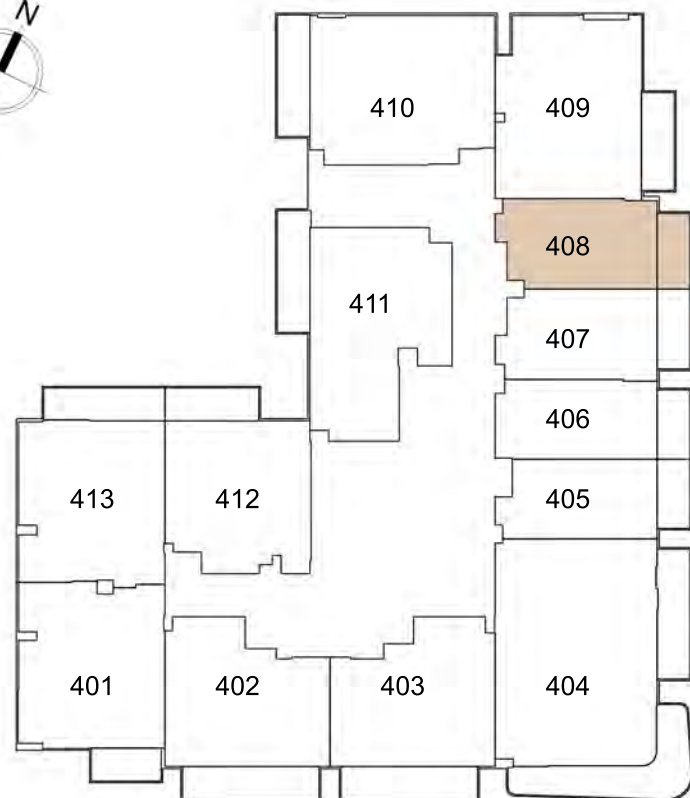


1. All dimensions are in imperial and metric, and measured to structural elements and exclude wall finishes and construction tolerances. 2. All materials, dimensions, and drawings are approximate only. 3. Information is subject to change without notice at developer's absolute discretion. 4. Actual area may vary from the stated area. 5. Drawings not to scale. 6. All images used are for illustrative purposes only and do not represent the actual size, features, specifications, fittings, and furnishings. 7. The developer reserves the right to make revisions / alterations, at its absolute discretion, without any liability whatsoever.

LUME

UNIT : 408 STUDIO TYPE A

| | | |
|----------------|--------|--------|
| APARTMENT AREA | 319.58 | SQ.FT. |
| BALCONY AREA | 57.69 | SQ.FT. |
| TOTAL AREA | 377.28 | SQ.FT. |

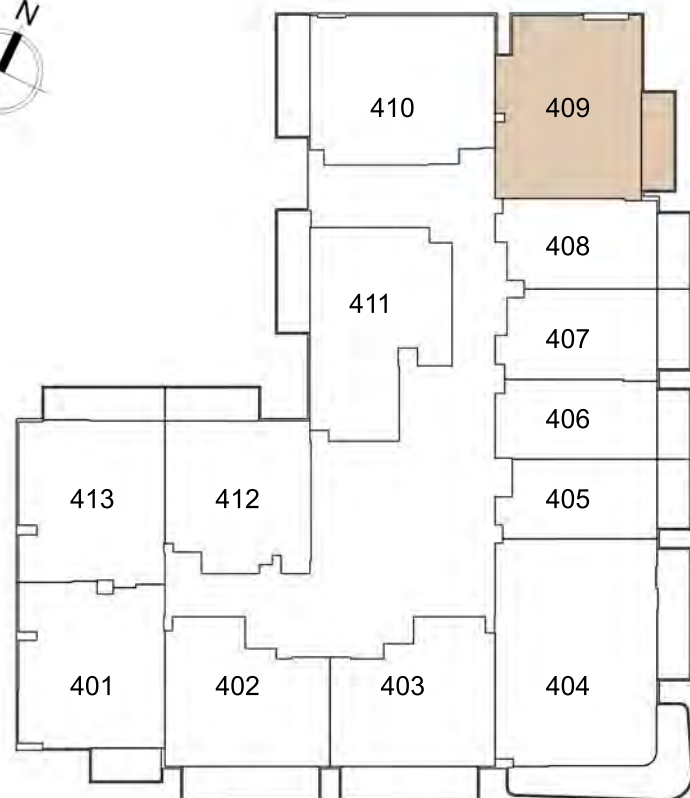


1. All dimensions are in imperial and metric, and measured to structural elements and exclude wall finishes and construction tolerances. 2. All materials, dimensions, and drawings are approximate only. 3. Information is subject to change without notice at developer's absolute discretion. 4. Actual area may vary from the stated area. 5. Drawings not to scale. 6. All images used are for illustrative purposes only and do not represent the actual size, features, specifications, fittings, and furnishings. 7. The developer reserves the right to make revisions / alterations, at its absolute discretion, without any liability whatsoever.

LUME

UNIT : 409 1 - BEDROOM TYPE C

| | | |
|----------------|--------|--------|
| APARTMENT AREA | 601.81 | SQ.FT. |
| BALCONY AREA | 74.70 | SQ.FT. |
| TOTAL AREA | 676.51 | SQ.FT. |

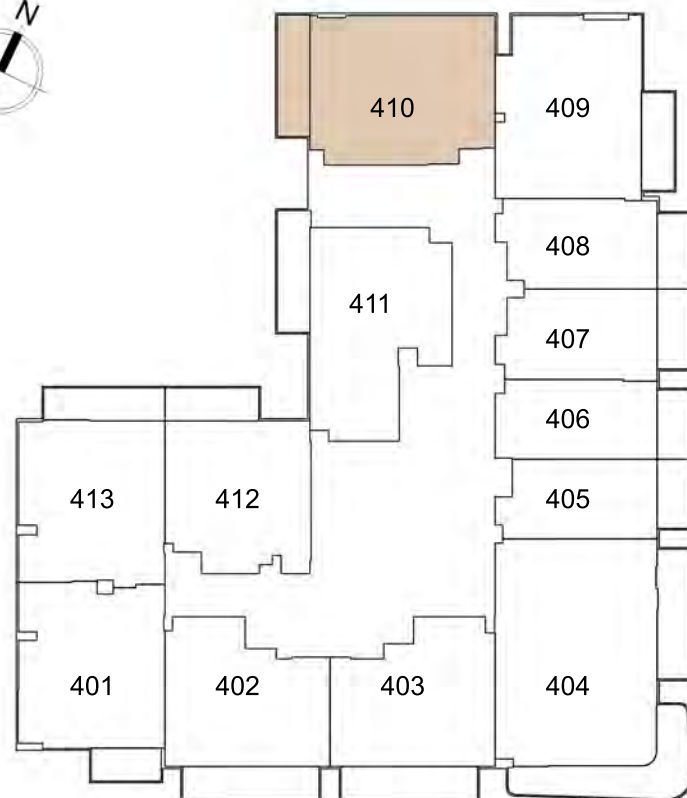


1. All dimensions are in imperial and metric, and measured to structural elements and exclude wall finishes and construction tolerances. 2. All materials, dimensions, and drawings are approximate only. 3. Information is subject to change without notice at developer's absolute discretion. 4. Actual area may vary from the stated area. 5. Drawings not to scale. 6. All images used are for illustrative purposes only and do not represent the actual size, features, specifications, fittings, and furnishings. 7. The developer reserves the right to make revisions / alterations, at its absolute discretion, without any liability whatsoever.

LUME

UNIT : 410 1 - BEDROOM TYPE D

| | | |
|----------------|--------|--------|
| APARTMENT AREA | 622.37 | SQ.FT. |
| BALCONY AREA | 92.78 | SQ.FT. |
| TOTAL AREA | 715.15 | SQ.FT. |

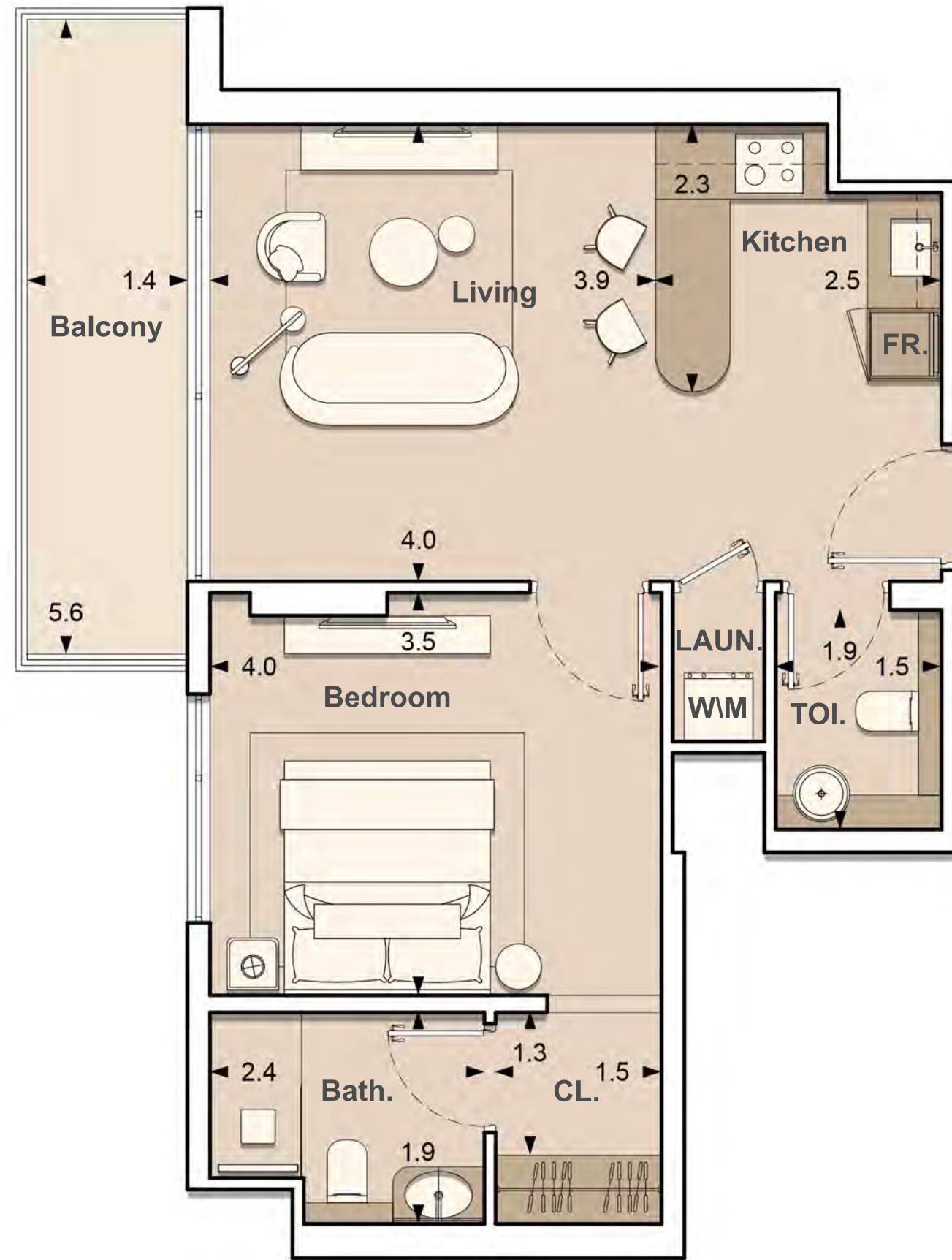
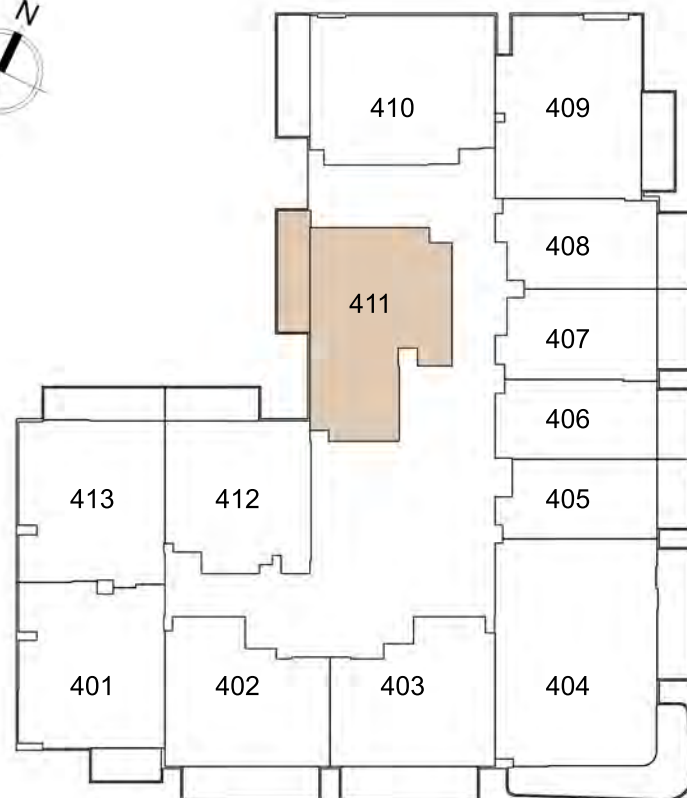


1. All dimensions are in imperial and metric, and measured to structural elements and exclude wall finishes and construction tolerances. 2. All materials, dimensions, and drawings are approximate only. 3. Information is subject to change without notice at developer's absolute discretion. 4. Actual area may vary from the stated area. 5. Drawings not to scale. 6. All images used are for illustrative purposes only and do not represent the actual size, features, specifications, fittings, and furnishings. 7. The developer reserves the right to make revisions / alterations, at its absolute discretion, without any liability whatsoever.

LUME

UNIT : 411 1 - BEDROOM TYPE E

| | | |
|----------------|--------|--------|
| APARTMENT AREA | 591.91 | SQ.FT. |
| BALCONY AREA | 93.22 | SQ.FT. |
| TOTAL AREA | 685.12 | SQ.FT. |

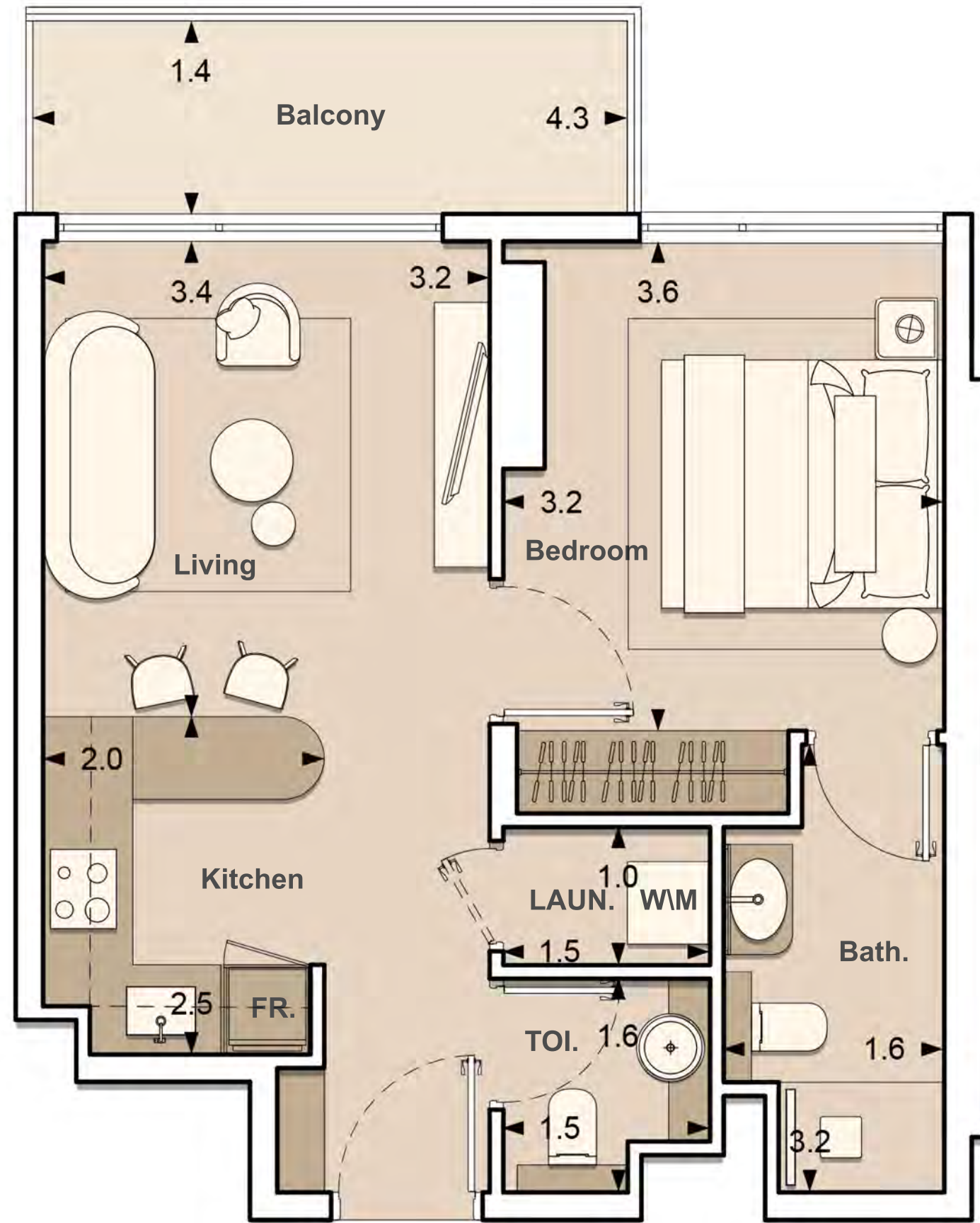
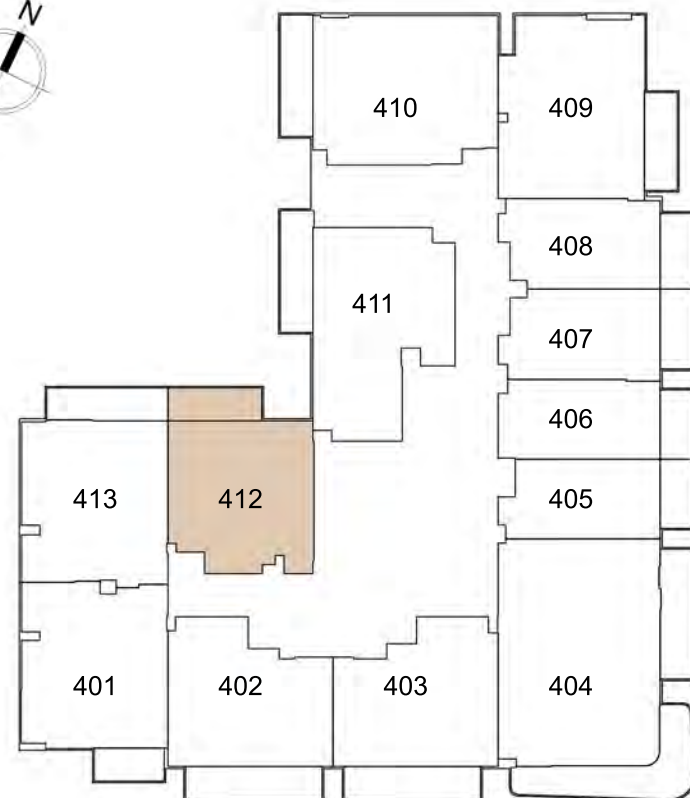


1. All dimensions are in imperial and metric, and measured to structural elements and exclude wall finishes and construction tolerances. 2. All materials, dimensions, and drawings are approximate only. 3. Information is subject to change without notice at developer's absolute discretion. 4. Actual area may vary from the stated area. 5. Drawings not to scale. 6. All images used are for illustrative purposes only and do not represent the actual size, features, specifications, fittings, and furnishings. 7. The developer reserves the right to make revisions / alterations, at its absolute discretion, without any liability whatsoever.

LUME

UNIT : 412 1 - BEDROOM TYPE F

| | | |
|----------------|--------|--------|
| APARTMENT AREA | 491.70 | SQ.FT. |
| BALCONY AREA | 71.69 | SQ.FT. |
| TOTAL AREA | 563.38 | SQ.FT. |

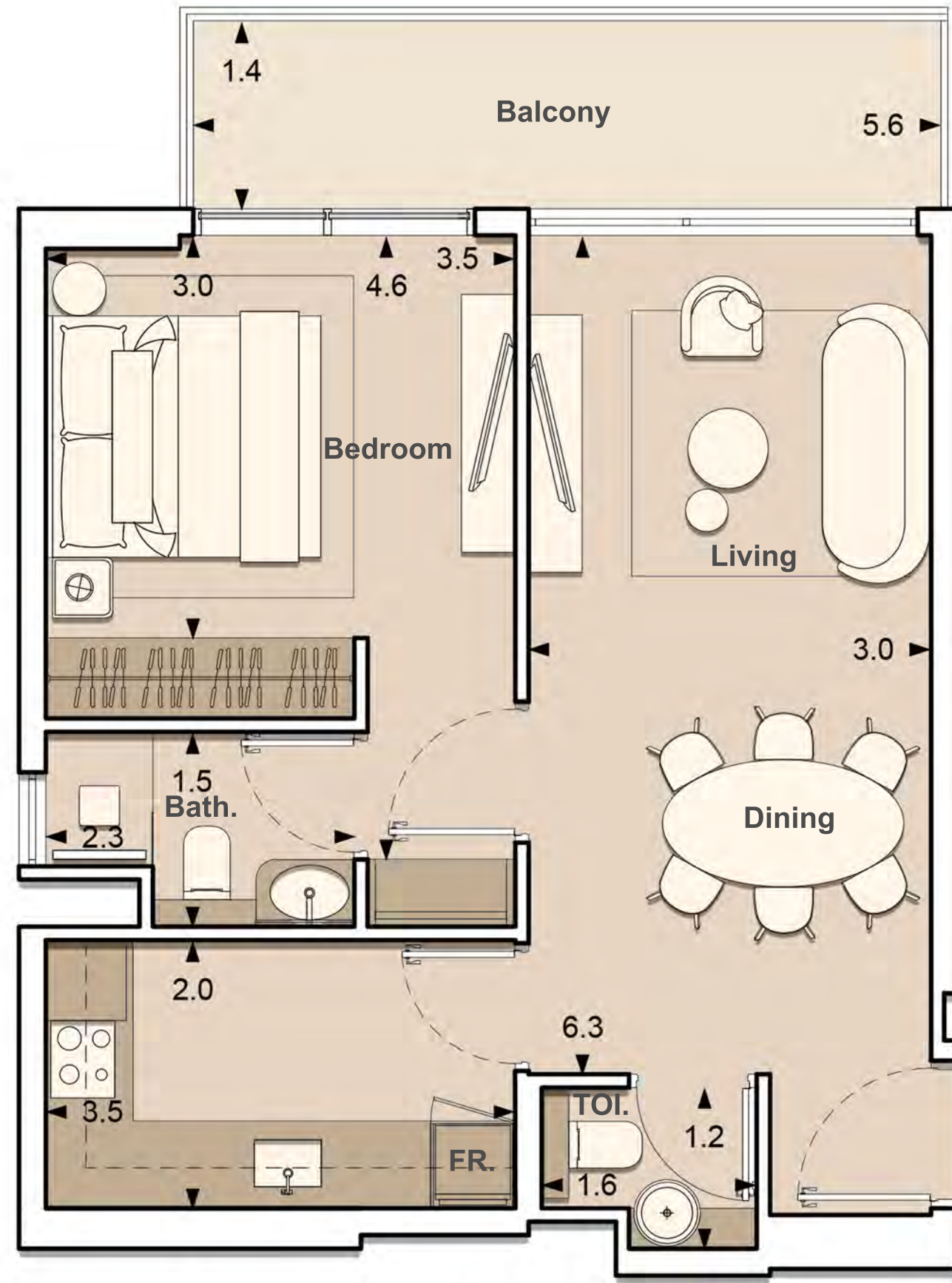
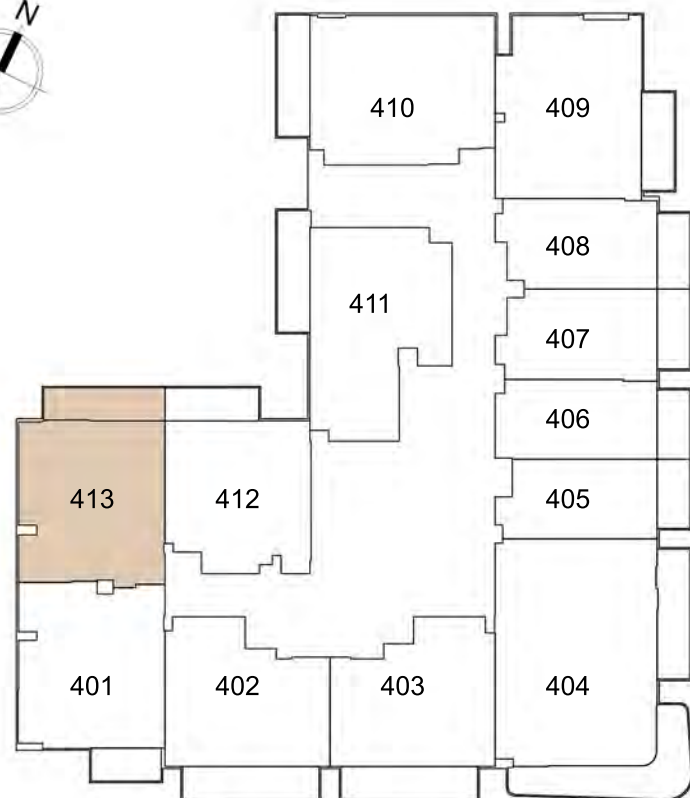


1. All dimensions are in imperial and metric, and measured to structural elements and exclude wall finishes and construction tolerances. 2. All materials, dimensions, and drawings are approximate only. 3. Information is subject to change without notice at developer's absolute discretion. 4. Actual area may vary from the stated area. 5. Drawings not to scale. 6. All images used are for illustrative purposes only and do not represent the actual size, features, specifications, fittings, and furnishings. 7. The developer reserves the right to make revisions / alterations, at its absolute discretion, without any liability whatsoever.

LUME

UNIT : 413 1 - BEDROOM TYPE G

| | |
|----------------|---------------|
| APARTMENT AREA | 547.88 SQ.FT. |
| BALCONY AREA | 91.28 SQ.FT. |
| TOTAL AREA | 639.16 SQ.FT. |



1. All dimensions are in imperial and metric, and measured to structural elements and exclude wall finishes and construction tolerances. 2. All materials, dimensions, and drawings are approximate only. 3. Information is subject to change without notice at developer's absolute discretion. 4. Actual area may vary from the stated area. 5. Drawings not to scale. 6. All images used are for illustrative purposes only and do not represent the actual size, features, specifications, fittings, and furnishings. 7. The developer reserves the right to make revisions / alterations, at its absolute discretion, without any liability whatsoever.

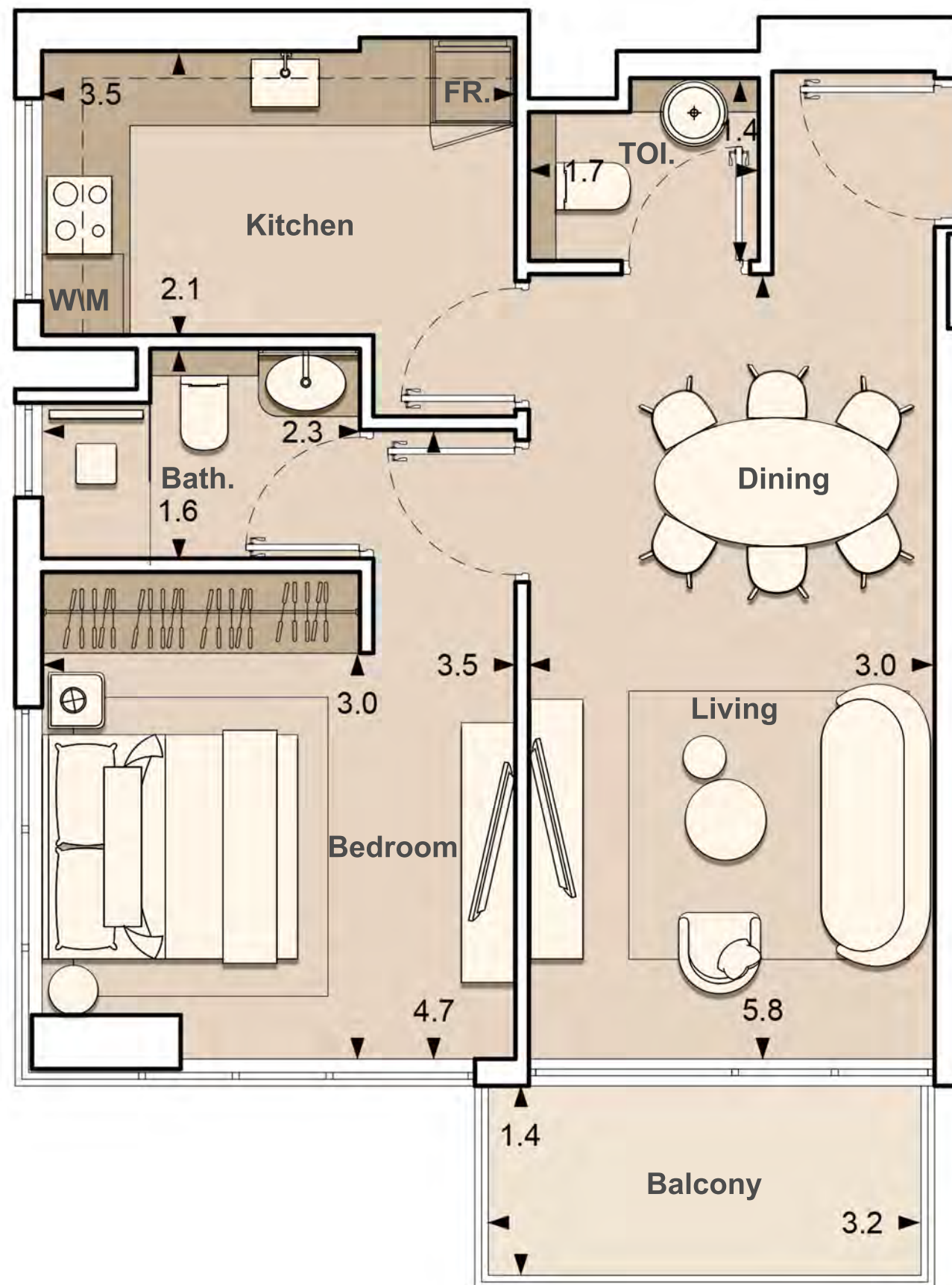
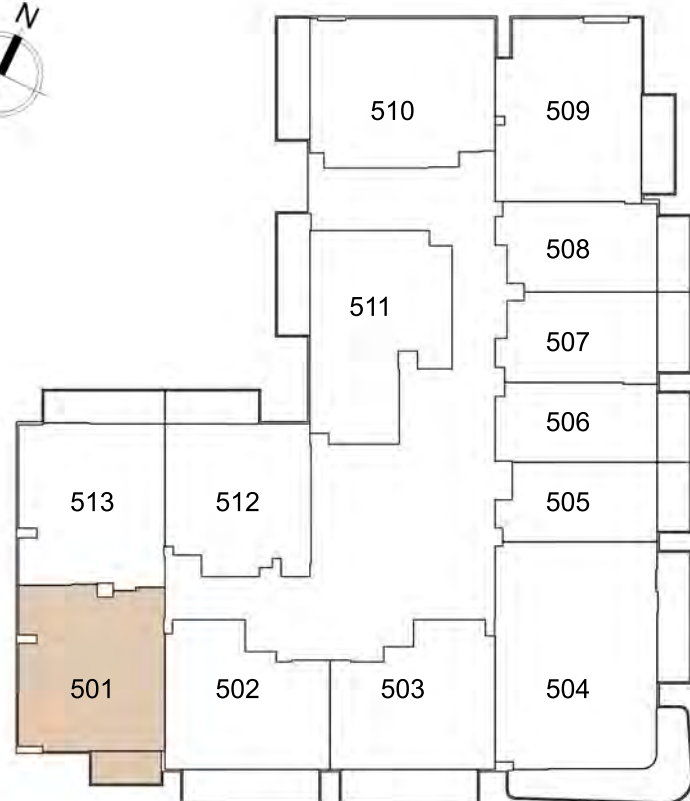


5TH FLOOR

LUME

UNIT : 501 1 - BEDROOM TYPE B

| | | |
|----------------|--------|--------|
| APARTMENT AREA | 550.04 | SQ.FT. |
| BALCONY AREA | 53.39 | SQ.FT. |
| TOTAL AREA | 603.42 | SQ.FT. |

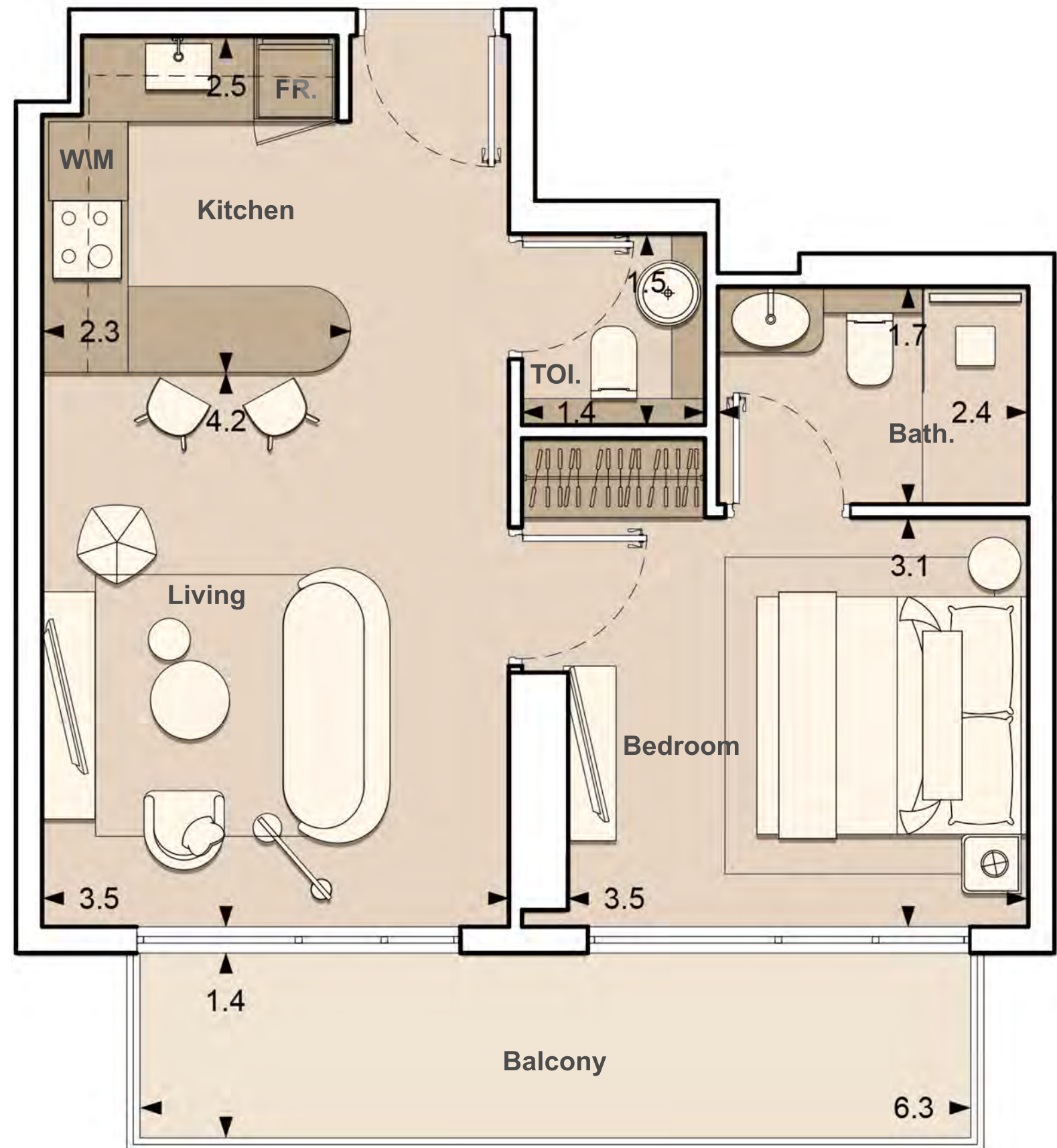
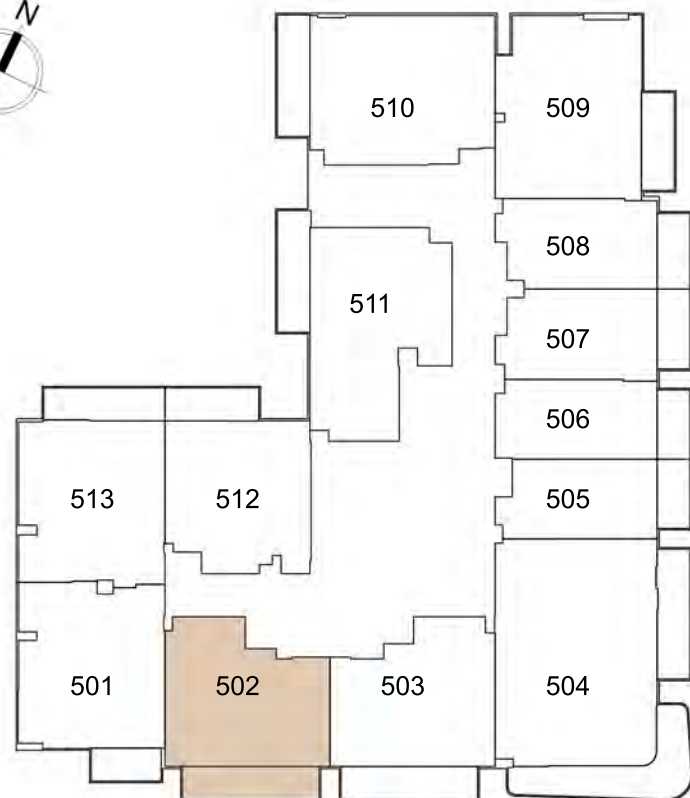


1. All dimensions are in imperial and metric, and measured to structural elements and exclude wall finishes and construction tolerances. 2. All materials, dimensions, and drawings are approximate only. 3. Information is subject to change without notice at developer's absolute discretion. 4. Actual area may vary from the stated area. 5. Drawings not to scale. 6. All images used are for illustrative purposes only and do not represent the actual size, features, specifications, fittings, and furnishings. 7. The developer reserves the right to make revisions / alterations, at its absolute discretion, without any liability whatsoever.

LUME

UNIT : 502 1 - BEDROOM TYPE A

| | |
|----------------|---------------|
| APARTMENT AREA | 497.51 SQ.FT. |
| BALCONY AREA | 104.19 SQ.FT. |
| TOTAL AREA | 601.70 SQ.FT. |

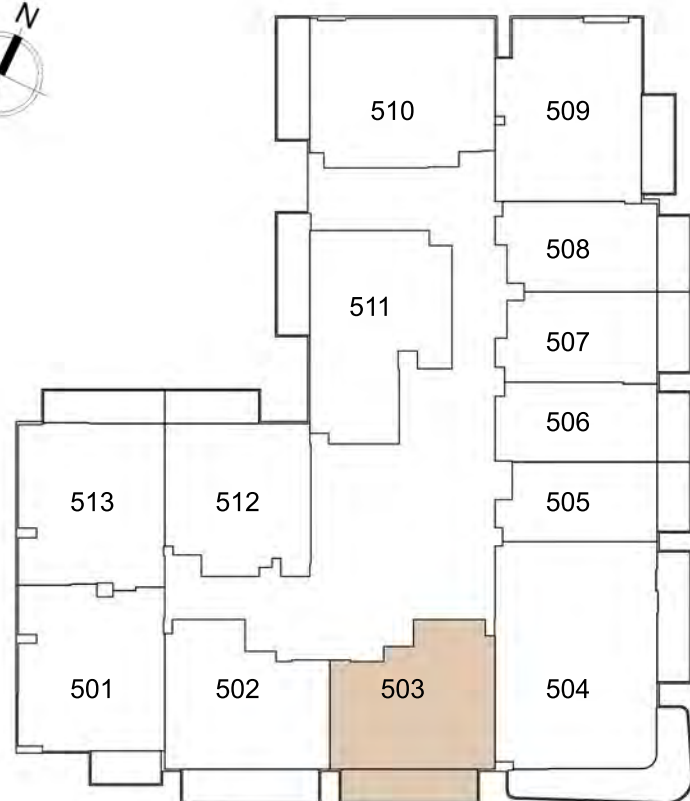


1. All dimensions are in imperial and metric, and measured to structural elements and exclude wall finishes and construction tolerances. 2. All materials, dimensions, and drawings are approximate only. 3. Information is subject to change without notice at developer's absolute discretion. 4. Actual area may vary from the stated area. 5. Drawings not to scale. 6. All images used are for illustrative purposes only and do not represent the actual size, features, specifications, fittings, and furnishings. 7. The developer reserves the right to make revisions / alterations, at its absolute discretion, without any liability whatsoever.

LUME

UNIT : 503 1 - BEDROOM TYPE A

| | | |
|----------------|--------|--------|
| APARTMENT AREA | 499.77 | SQ.FT. |
| BALCONY AREA | 104.19 | SQ.FT. |
| TOTAL AREA | 603.96 | SQ.FT. |

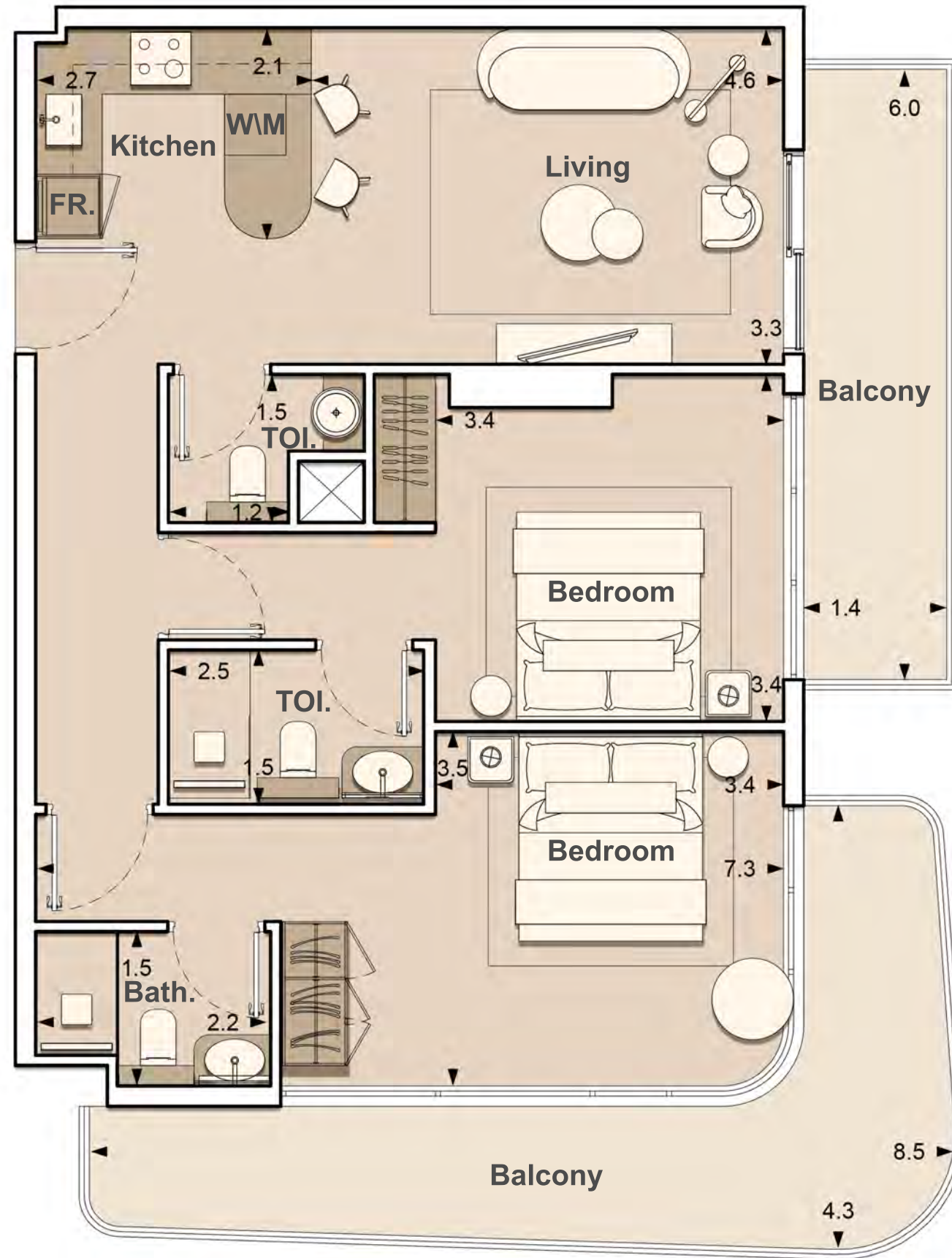
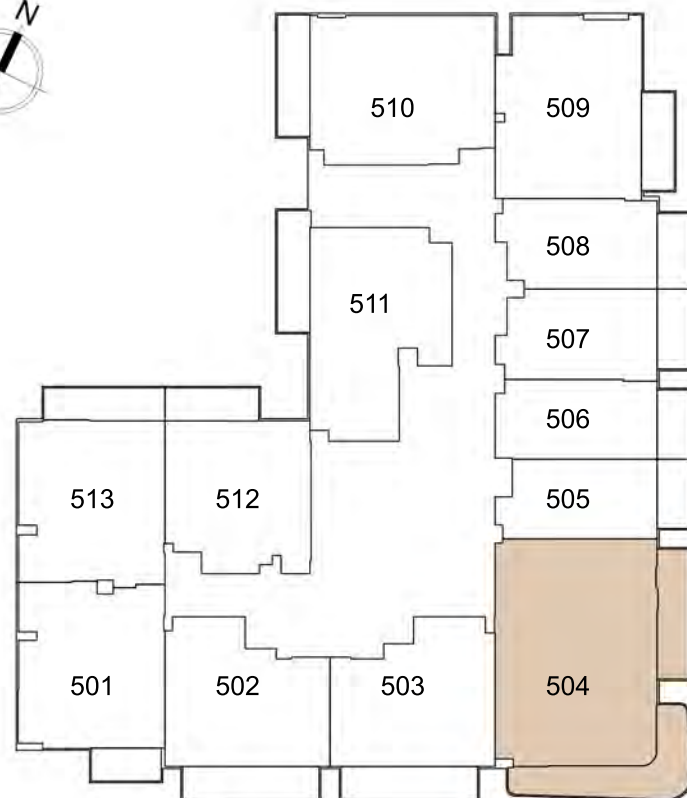


1. All dimensions are in imperial and metric, and measured to structural elements and exclude wall finishes and construction tolerances. 2. All materials, dimensions, and drawings are approximate only. 3. Information is subject to change without notice at developer's absolute discretion. 4. Actual area may vary from the stated area. 5. Drawings not to scale. 6. All images used are for illustrative purposes only and do not represent the actual size, features, specifications, fittings, and furnishings. 7. The developer reserves the right to make revisions / alterations, at its absolute discretion, without any liability whatsoever.

LUME

UNIT : 504 2 - BEDROOM TYPE A

| | | |
|----------------|---------|--------|
| APARTMENT AREA | 843.57 | SQ.FT. |
| BALCONY AREA | 274.80 | SQ.FT. |
| TOTAL AREA | 1118.37 | SQ.FT. |

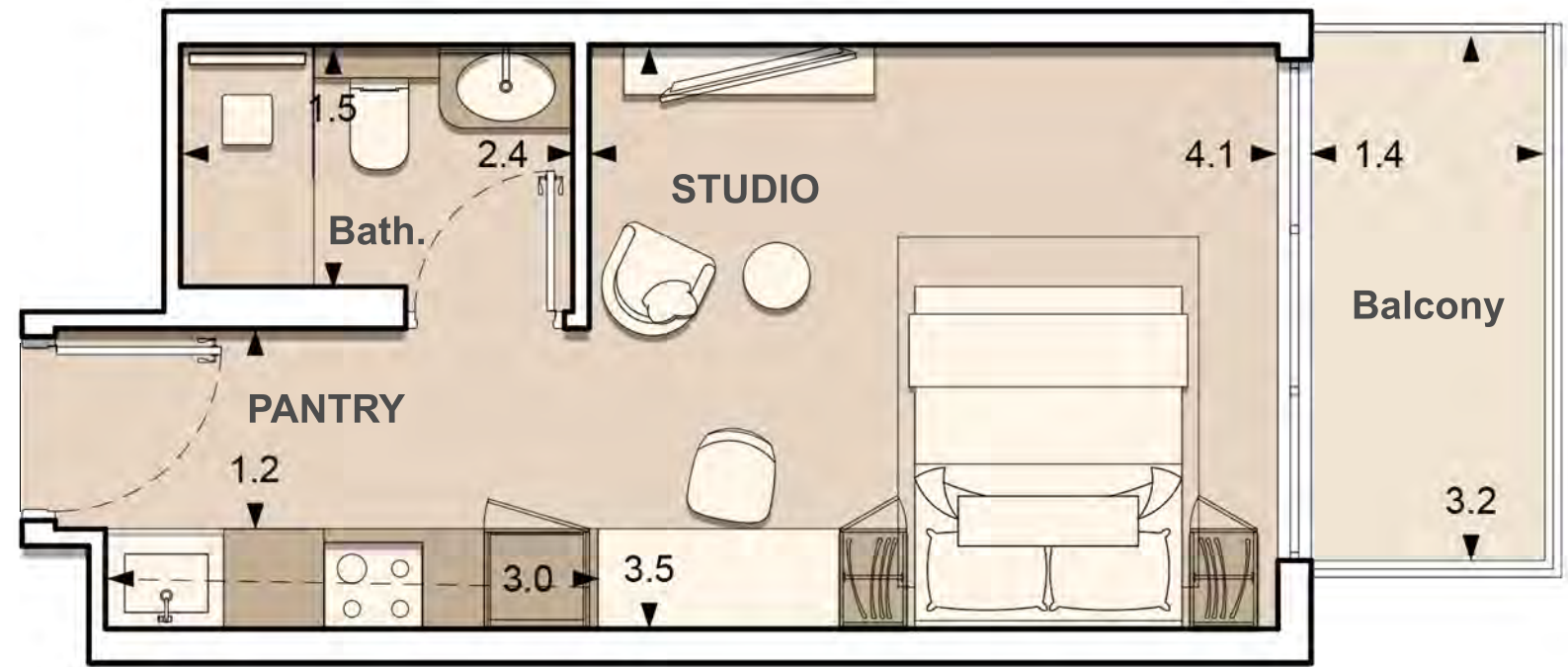
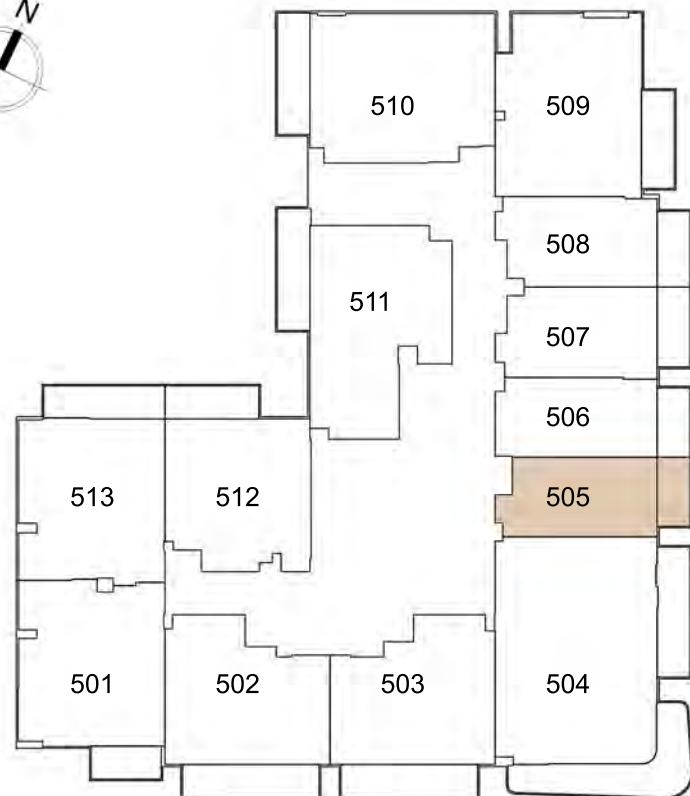


1. All dimensions are in imperial and metric, and measured to structural elements and exclude wall finishes and construction tolerances. 2. All materials, dimensions, and drawings are approximate only. 3. Information is subject to change without notice at developer's absolute discretion. 4. Actual area may vary from the stated area. 5. Drawings not to scale. 6. All images used are for illustrative purposes only and do not represent the actual size, features, specifications, fittings, and furnishings. 7. The developer reserves the right to make revisions / alterations, at its absolute discretion, without any liability whatsoever.

LUME

UNIT : 505 STUDIO TYPE C

| | |
|----------------|---------------|
| APARTMENT AREA | 282.34 SQ.FT. |
| BALCONY AREA | 52.74 SQ.FT. |
| TOTAL AREA | 335.08 SQ.FT. |

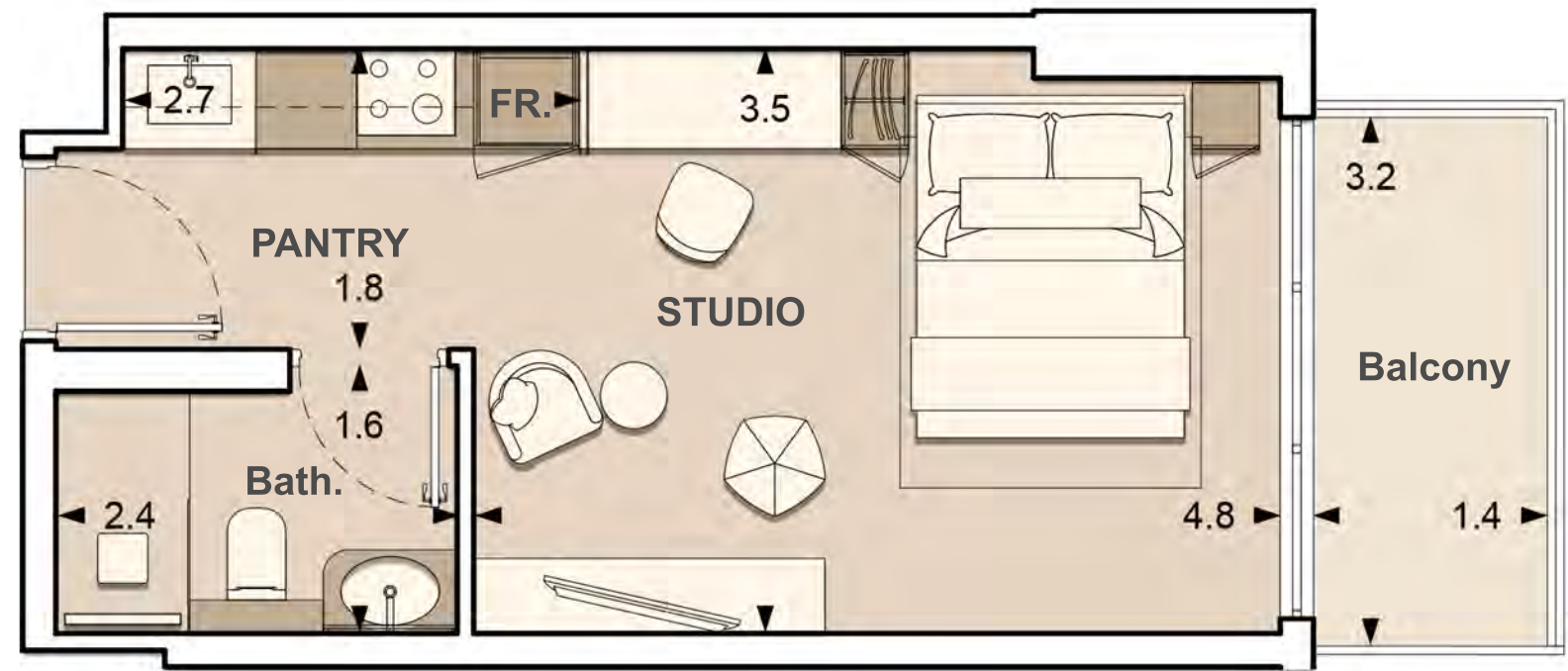
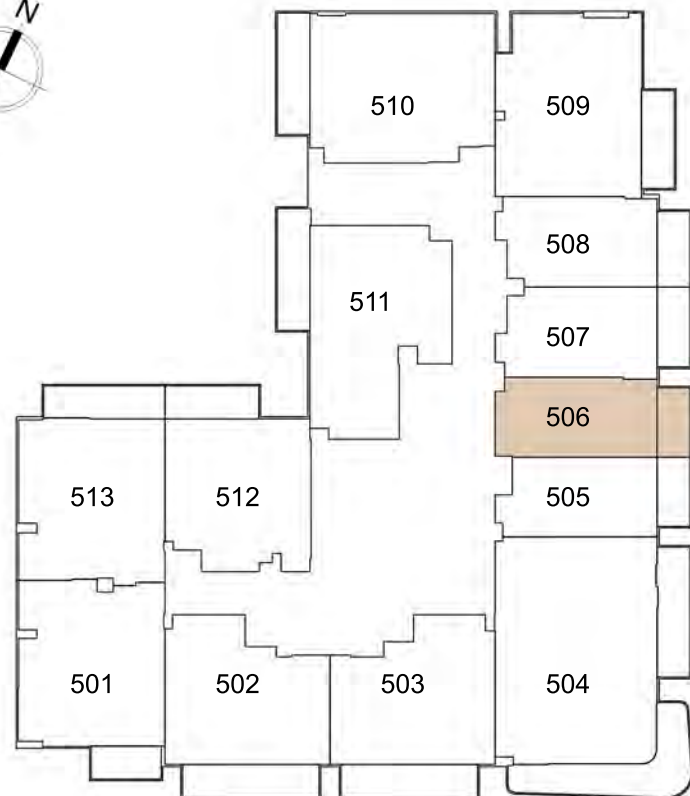


1. All dimensions are in imperial and metric, and measured to structural elements and exclude wall finishes and construction tolerances. 2. All materials, dimensions, and drawings are approximate only. 3. Information is subject to change without notice at developer's absolute discretion. 4. Actual area may vary from the stated area. 5. Drawings not to scale. 6. All images used are for illustrative purposes only and do not represent the actual size, features, specifications, fittings, and furnishings. 7. The developer reserves the right to make revisions / alterations, at its absolute discretion, without any liability whatsoever.

LUME

UNIT : 506 STUDIO TYPE B

| | |
|----------------|---------------|
| APARTMENT AREA | 294.82 SQ.FT. |
| BALCONY AREA | 52.74 SQ.FT. |
| TOTAL AREA | 347.57 SQ.FT. |

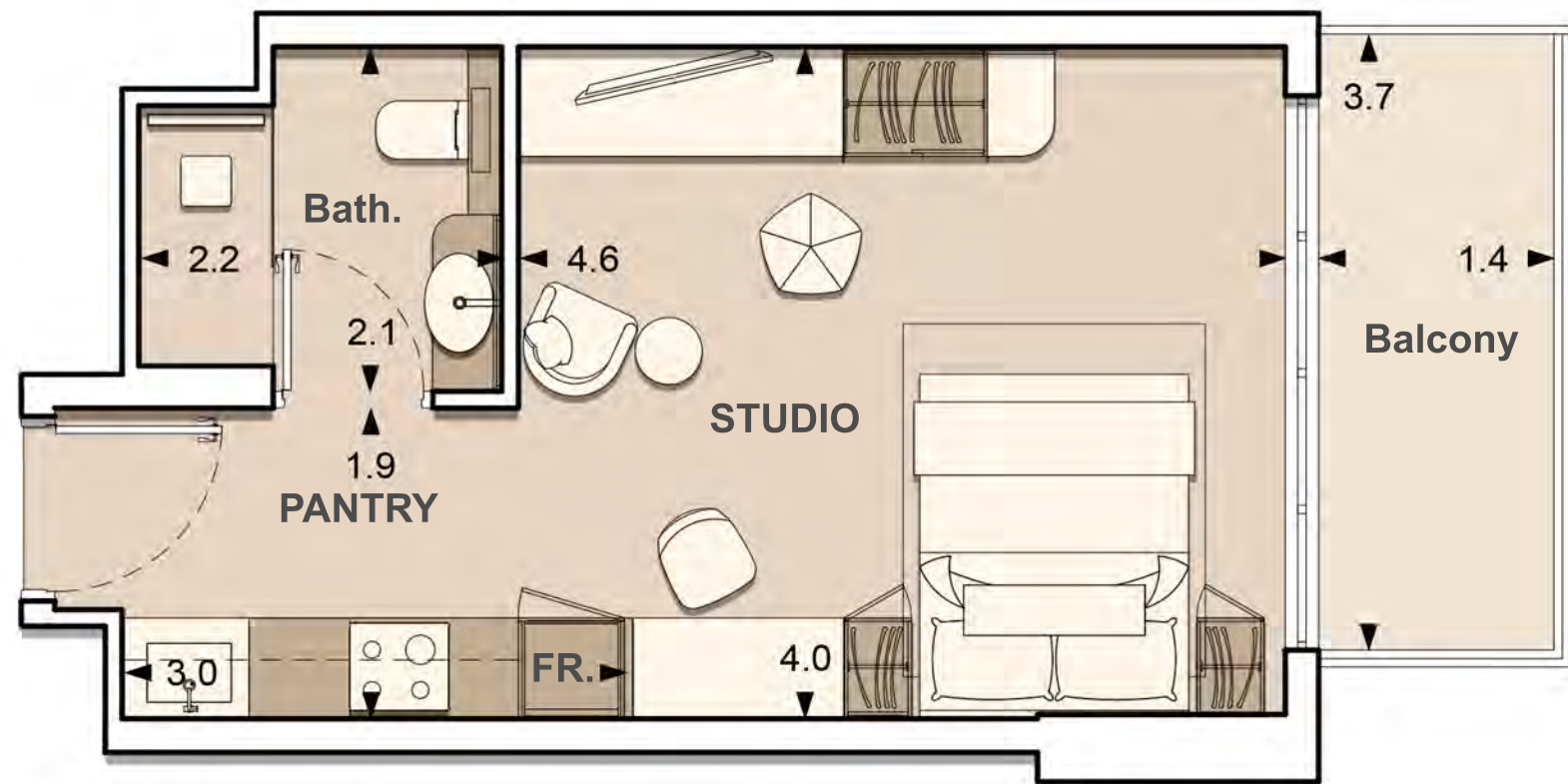
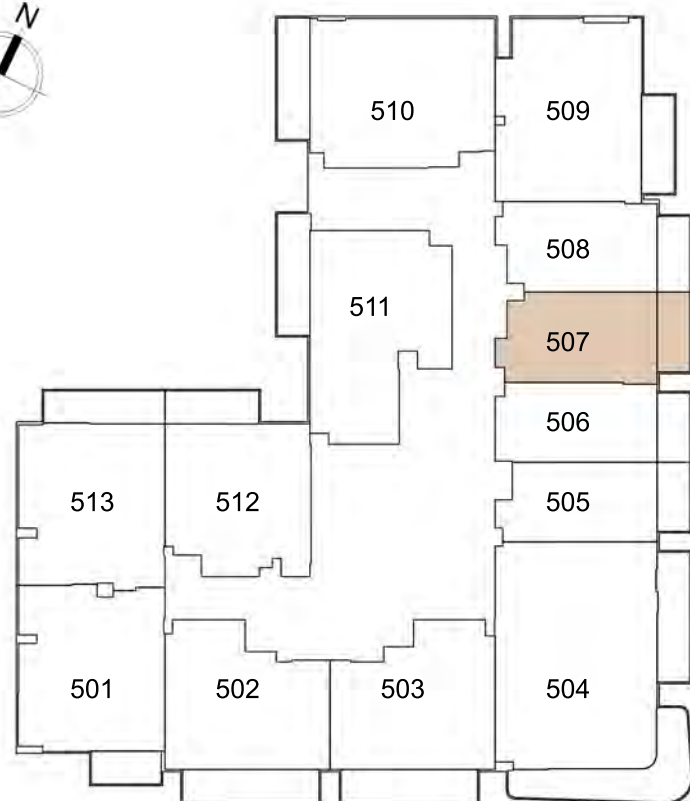


1. All dimensions are in imperial and metric, and measured to structural elements and exclude wall finishes and construction tolerances. 2. All materials, dimensions, and drawings are approximate only. 3. Information is subject to change without notice at developer's absolute discretion. 4. Actual area may vary from the stated area. 5. Drawings not to scale. 6. All images used are for illustrative purposes only and do not represent the actual size, features, specifications, fittings, and furnishings. 7. The developer reserves the right to make revisions / alterations, at its absolute discretion, without any liability whatsoever.

LUME

UNIT : 507 STUDIO TYPE A

| | | |
|----------------|--------|--------|
| APARTMENT AREA | 321.95 | SQ.FT. |
| BALCONY AREA | 61.03 | SQ.FT. |
| TOTAL AREA | 382.98 | SQ.FT. |

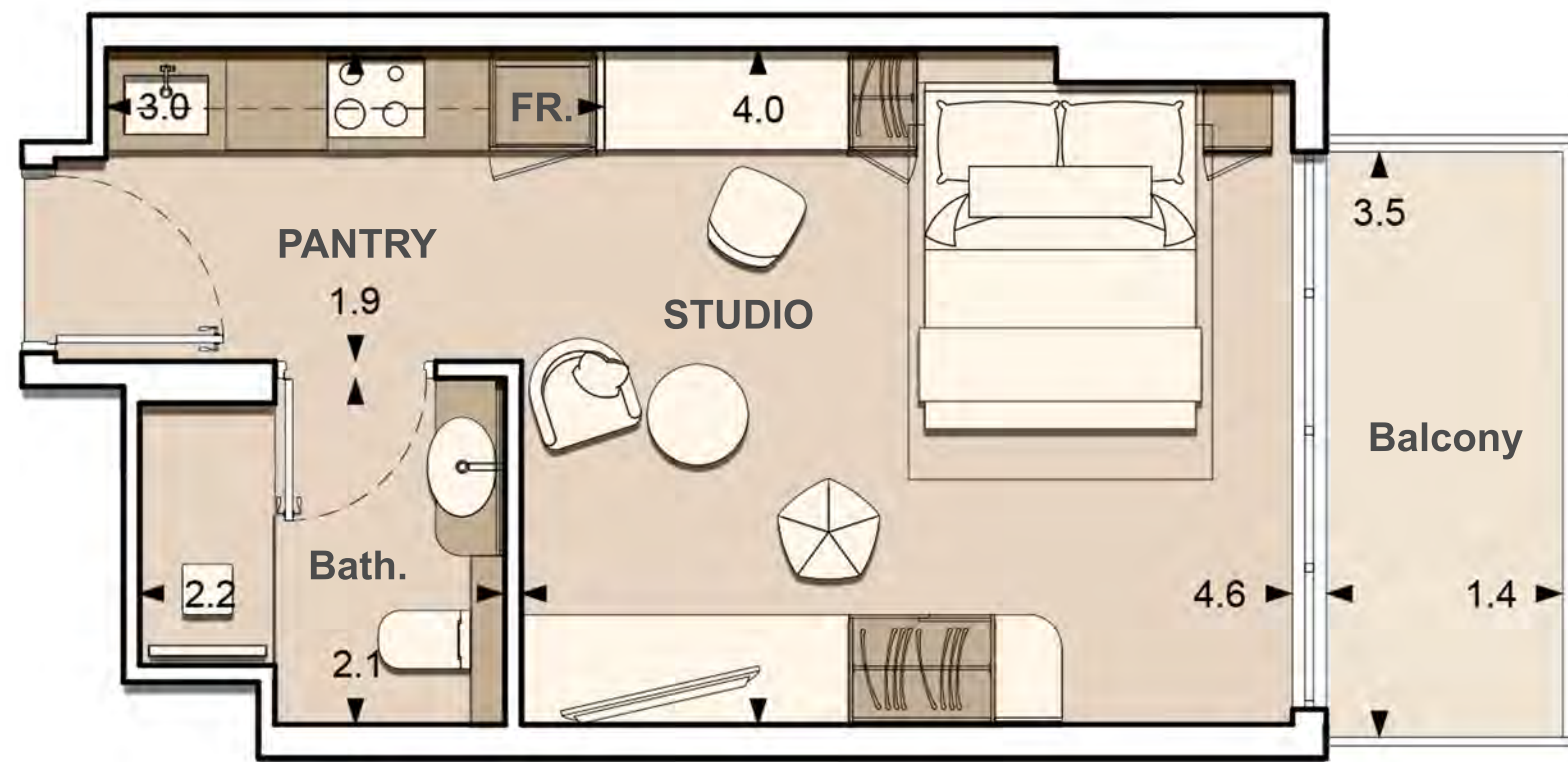
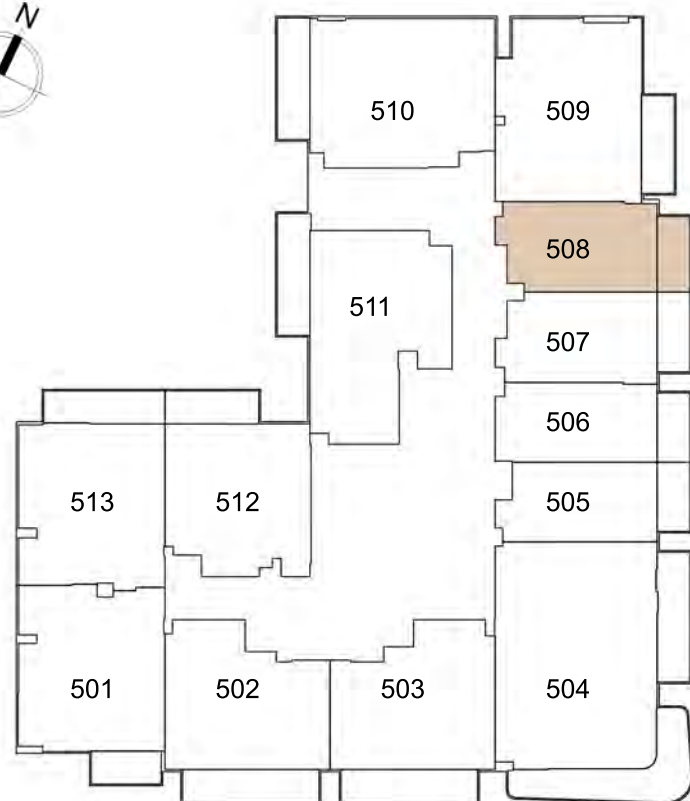


1. All dimensions are in imperial and metric, and measured to structural elements and exclude wall finishes and construction tolerances. 2. All materials, dimensions, and drawings are approximate only. 3. Information is subject to change without notice at developer's absolute discretion. 4. Actual area may vary from the stated area. 5. Drawings not to scale. 6. All images used are for illustrative purposes only and do not represent the actual size, features, specifications, fittings, and furnishings. 7. The developer reserves the right to make revisions / alterations, at its absolute discretion, without any liability whatsoever.

LUME

UNIT : 508 STUDIO TYPE A

| | | |
|----------------|--------|--------|
| APARTMENT AREA | 319.58 | SQ.FT. |
| BALCONY AREA | 57.69 | SQ.FT. |
| TOTAL AREA | 377.28 | SQ.FT. |

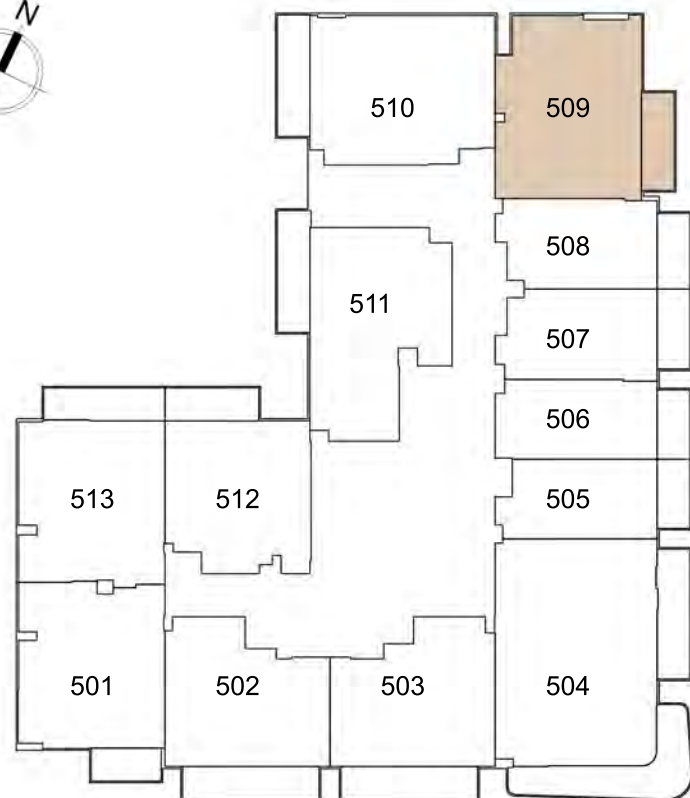


1. All dimensions are in imperial and metric, and measured to structural elements and exclude wall finishes and construction tolerances. 2. All materials, dimensions, and drawings are approximate only. 3. Information is subject to change without notice at developer's absolute discretion. 4. Actual area may vary from the stated area. 5. Drawings not to scale. 6. All images used are for illustrative purposes only and do not represent the actual size, features, specifications, fittings, and furnishings. 7. The developer reserves the right to make revisions / alterations, at its absolute discretion, without any liability whatsoever.

LUME

UNIT : 509 1 - BEDROOM TYPE C

| | | |
|----------------|--------|--------|
| APARTMENT AREA | 601.81 | SQ.FT. |
| BALCONY AREA | 74.70 | SQ.FT. |
| TOTAL AREA | 676.51 | SQ.FT. |

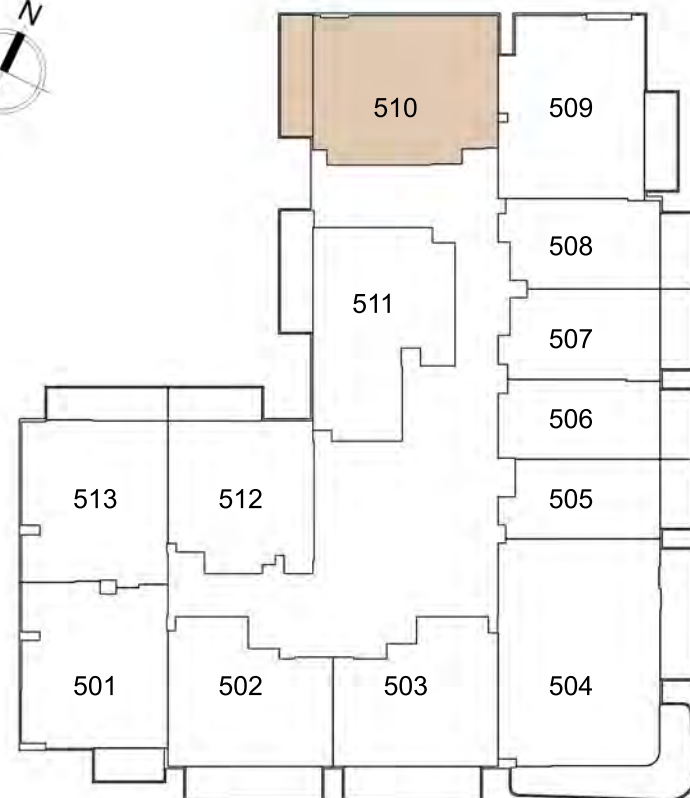


1. All dimensions are in imperial and metric, and measured to structural elements and exclude wall finishes and construction tolerances. 2. All materials, dimensions, and drawings are approximate only. 3. Information is subject to change without notice at developer's absolute discretion. 4. Actual area may vary from the stated area. 5. Drawings not to scale. 6. All images used are for illustrative purposes only and do not represent the actual size, features, specifications, fittings, and furnishings. 7. The developer reserves the right to make revisions / alterations, at its absolute discretion, without any liability whatsoever.

LUME

UNIT : 510 1 - BEDROOM TYPE D

| | | |
|----------------|--------|--------|
| APARTMENT AREA | 622.37 | SQ.FT. |
| BALCONY AREA | 92.78 | SQ.FT. |
| TOTAL AREA | 715.15 | SQ.FT. |

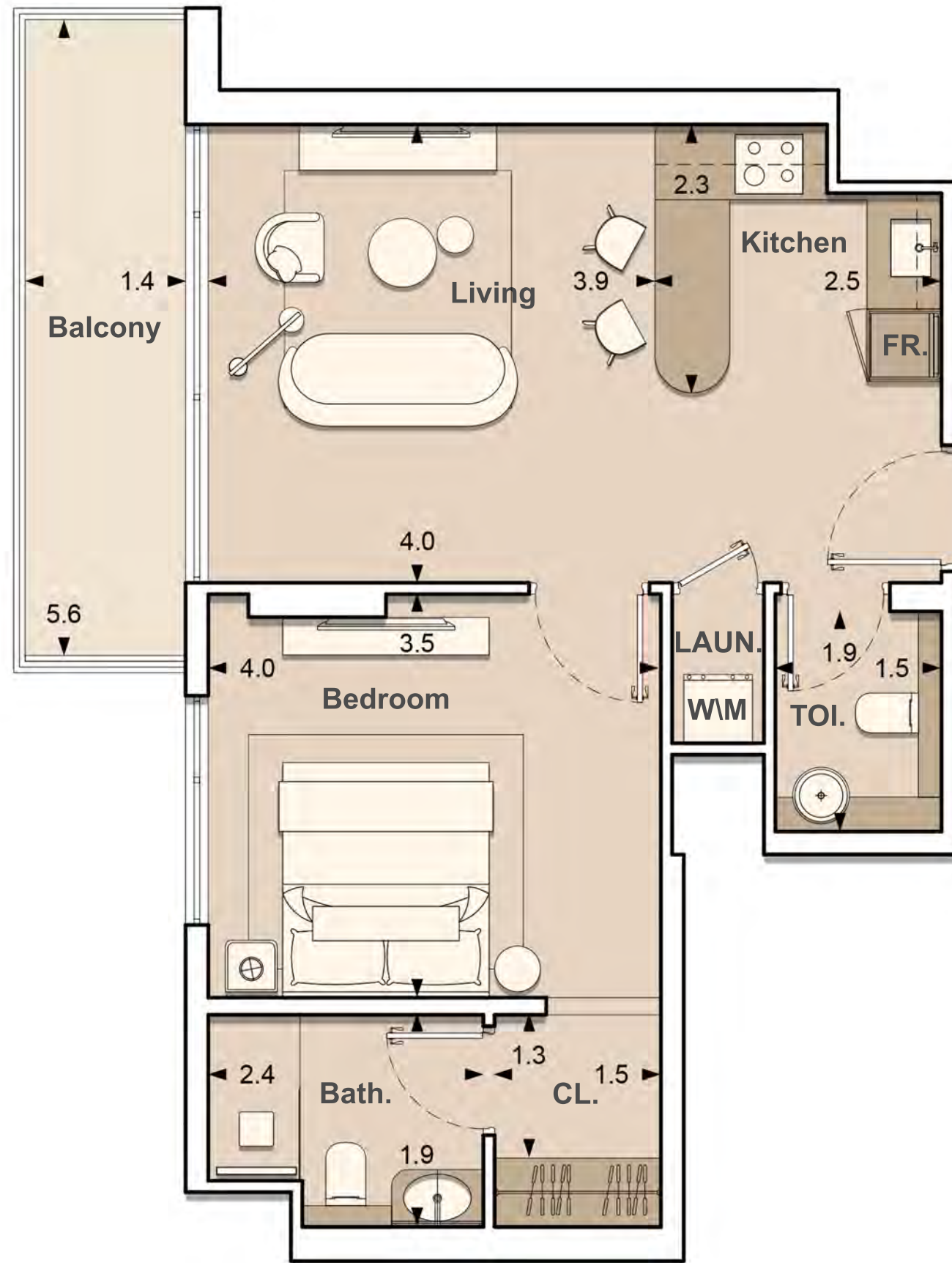
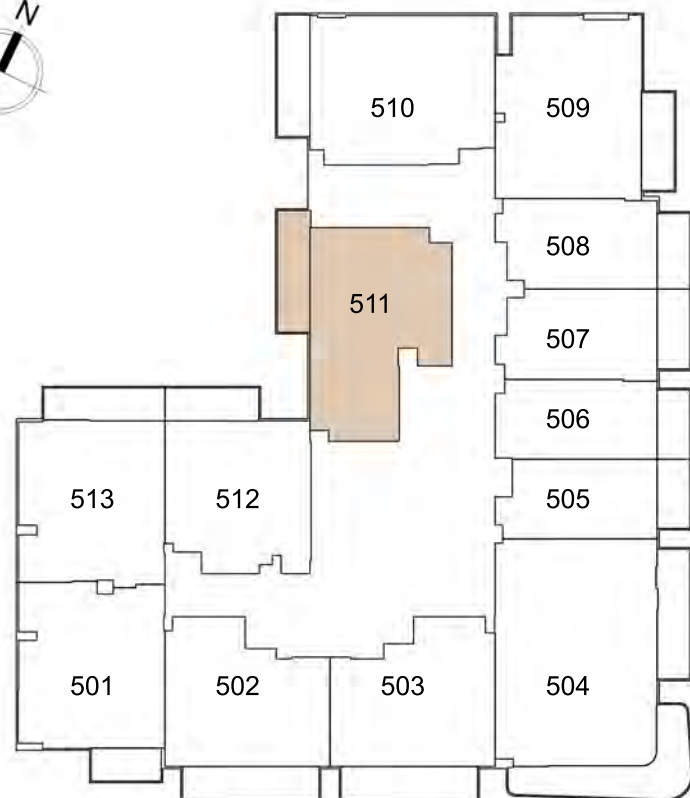


1. All dimensions are in imperial and metric, and measured to structural elements and exclude wall finishes and construction tolerances. 2. All materials, dimensions, and drawings are approximate only. 3. Information is subject to change without notice at developer's absolute discretion. 4. Actual area may vary from the stated area. 5. Drawings not to scale. 6. All images used are for illustrative purposes only and do not represent the actual size, features, specifications, fittings, and furnishings. 7. The developer reserves the right to make revisions / alterations, at its absolute discretion, without any liability whatsoever.

LUME

UNIT : 511 1 - BEDROOM TYPE E

| | | |
|----------------|--------|--------|
| APARTMENT AREA | 591.91 | SQ.FT. |
| BALCONY AREA | 93.22 | SQ.FT. |
| TOTAL AREA | 685.12 | SQ.FT. |

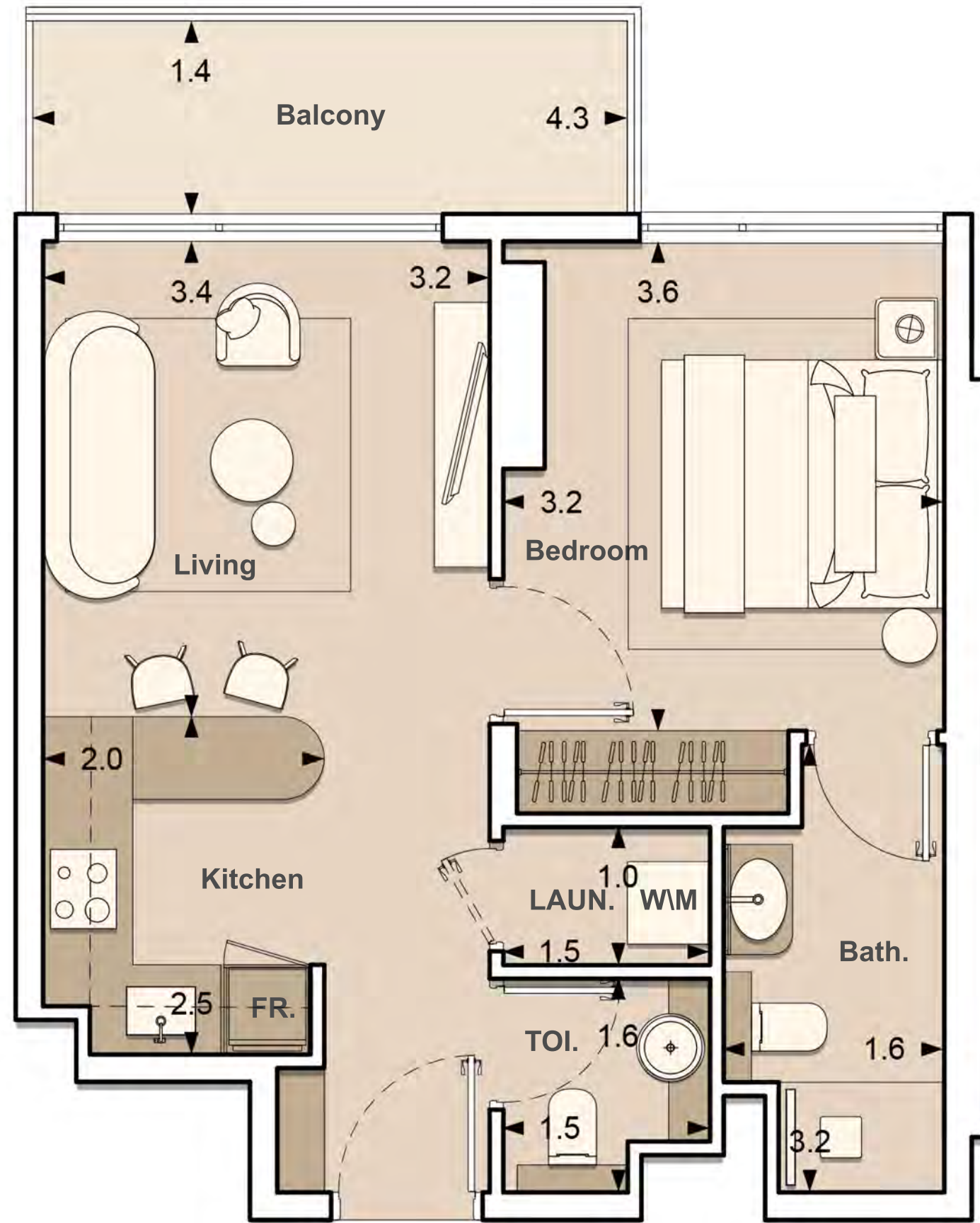
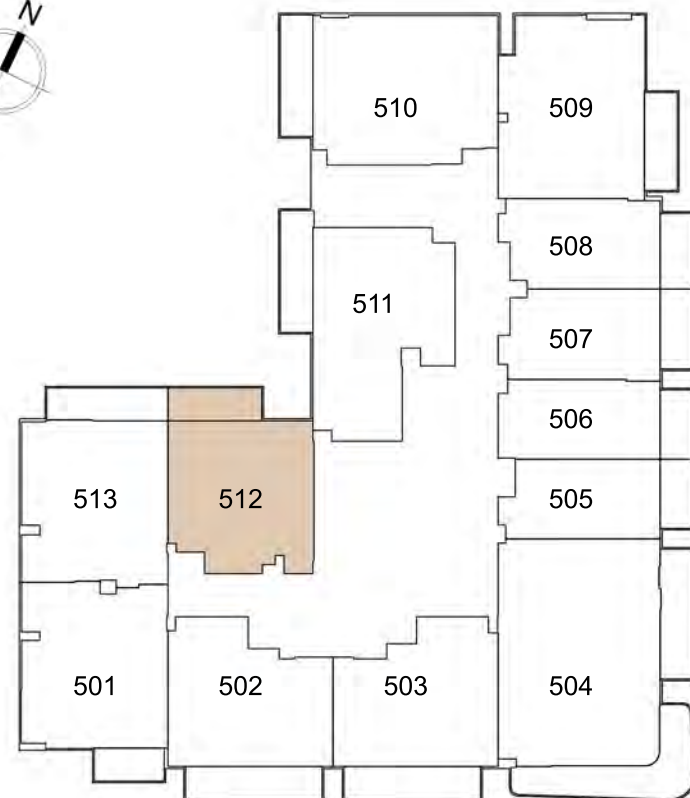


1. All dimensions are in imperial and metric, and measured to structural elements and exclude wall finishes and construction tolerances. 2. All materials, dimensions, and drawings are approximate only. 3. Information is subject to change without notice at developer's absolute discretion. 4. Actual area may vary from the stated area. 5. Drawings not to scale. 6. All images used are for illustrative purposes only and do not represent the actual size, features, specifications, fittings, and furnishings. 7. The developer reserves the right to make revisions / alterations, at its absolute discretion, without any liability whatsoever.

LUME

UNIT : 512 1 - BEDROOM TYPE F

| | | |
|----------------|--------|--------|
| APARTMENT AREA | 491.70 | SQ.FT. |
| BALCONY AREA | 71.69 | SQ.FT. |
| TOTAL AREA | 563.38 | SQ.FT. |

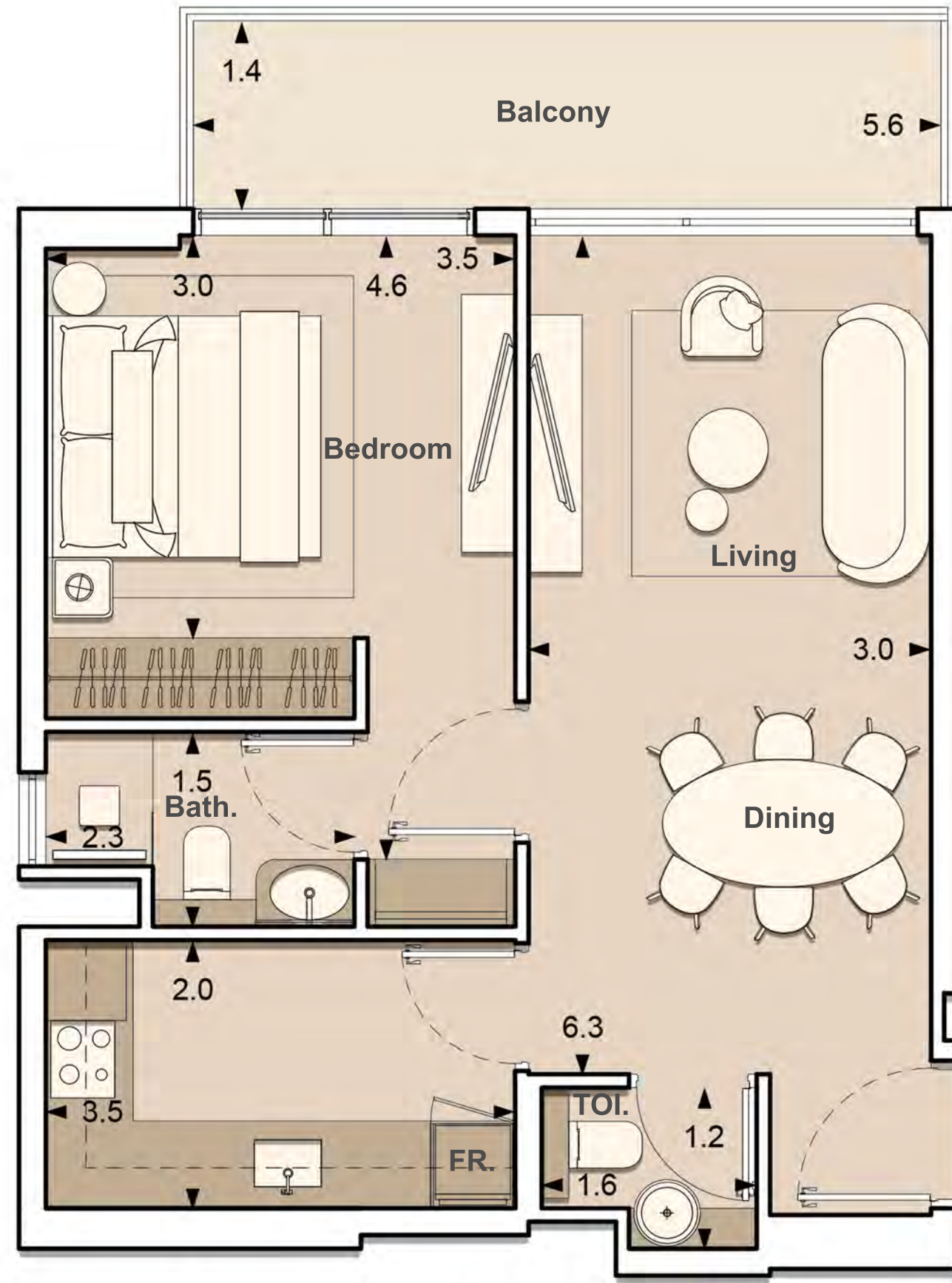
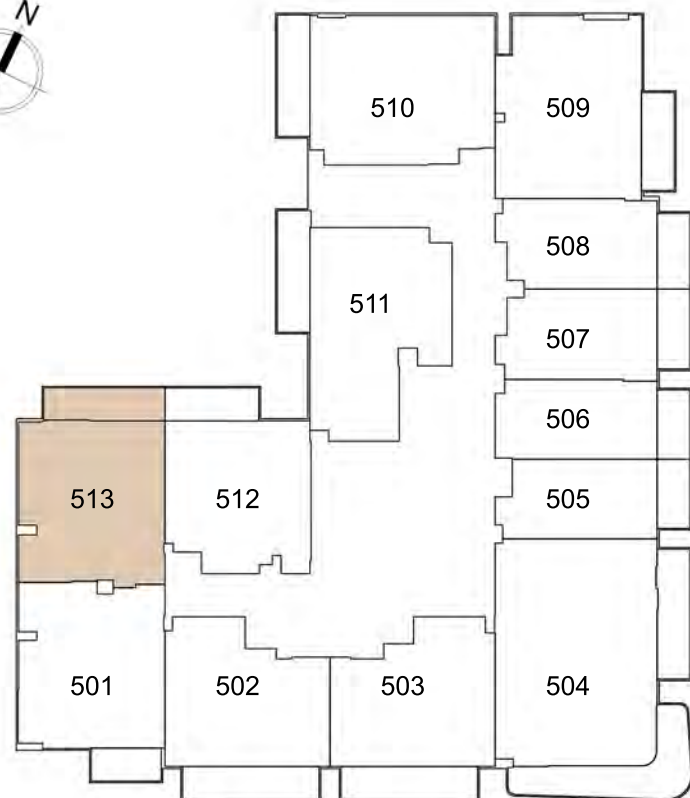


1. All dimensions are in imperial and metric, and measured to structural elements and exclude wall finishes and construction tolerances. 2. All materials, dimensions, and drawings are approximate only. 3. Information is subject to change without notice at developer's absolute discretion. 4. Actual area may vary from the stated area. 5. Drawings not to scale. 6. All images used are for illustrative purposes only and do not represent the actual size, features, specifications, fittings, and furnishings. 7. The developer reserves the right to make revisions / alterations, at its absolute discretion, without any liability whatsoever.

LUME

UNIT : 513 1 - BEDROOM TYPE G

| | |
|----------------|---------------|
| APARTMENT AREA | 547.88 SQ.FT. |
| BALCONY AREA | 91.28 SQ.FT. |
| TOTAL AREA | 639.16 SQ.FT. |



1. All dimensions are in imperial and metric, and measured to structural elements and exclude wall finishes and construction tolerances. 2. All materials, dimensions, and drawings are approximate only. 3. Information is subject to change without notice at developer's absolute discretion. 4. Actual area may vary from the stated area. 5. Drawings not to scale. 6. All images used are for illustrative purposes only and do not represent the actual size, features, specifications, fittings, and furnishings. 7. The developer reserves the right to make revisions / alterations, at its absolute discretion, without any liability whatsoever.

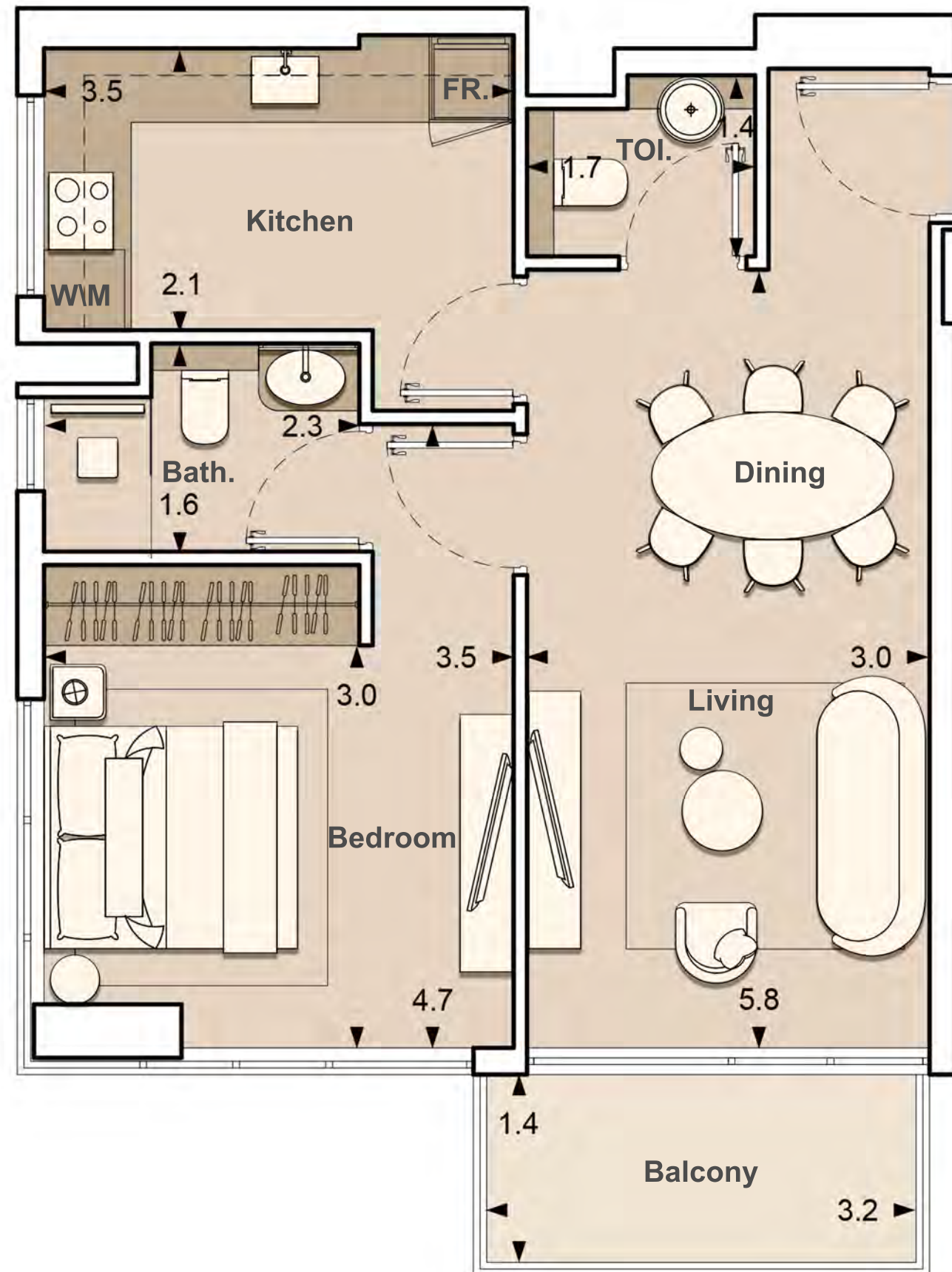
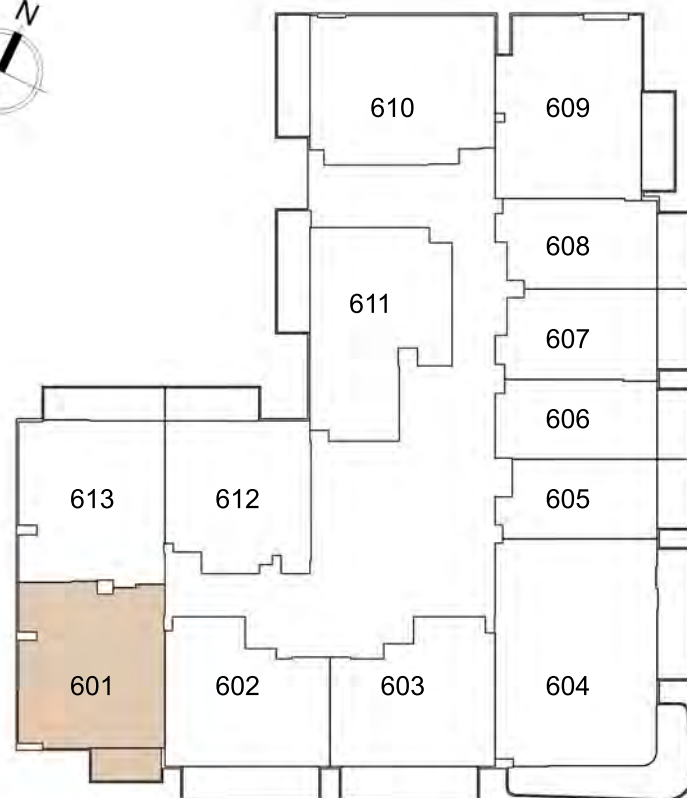


6TH FLOOR

LUME

UNIT : 601 1 - BEDROOM TYPE B

| | | |
|----------------|--------|--------|
| APARTMENT AREA | 550.04 | SQ.FT. |
| BALCONY AREA | 53.39 | SQ.FT. |
| TOTAL AREA | 603.42 | SQ.FT. |

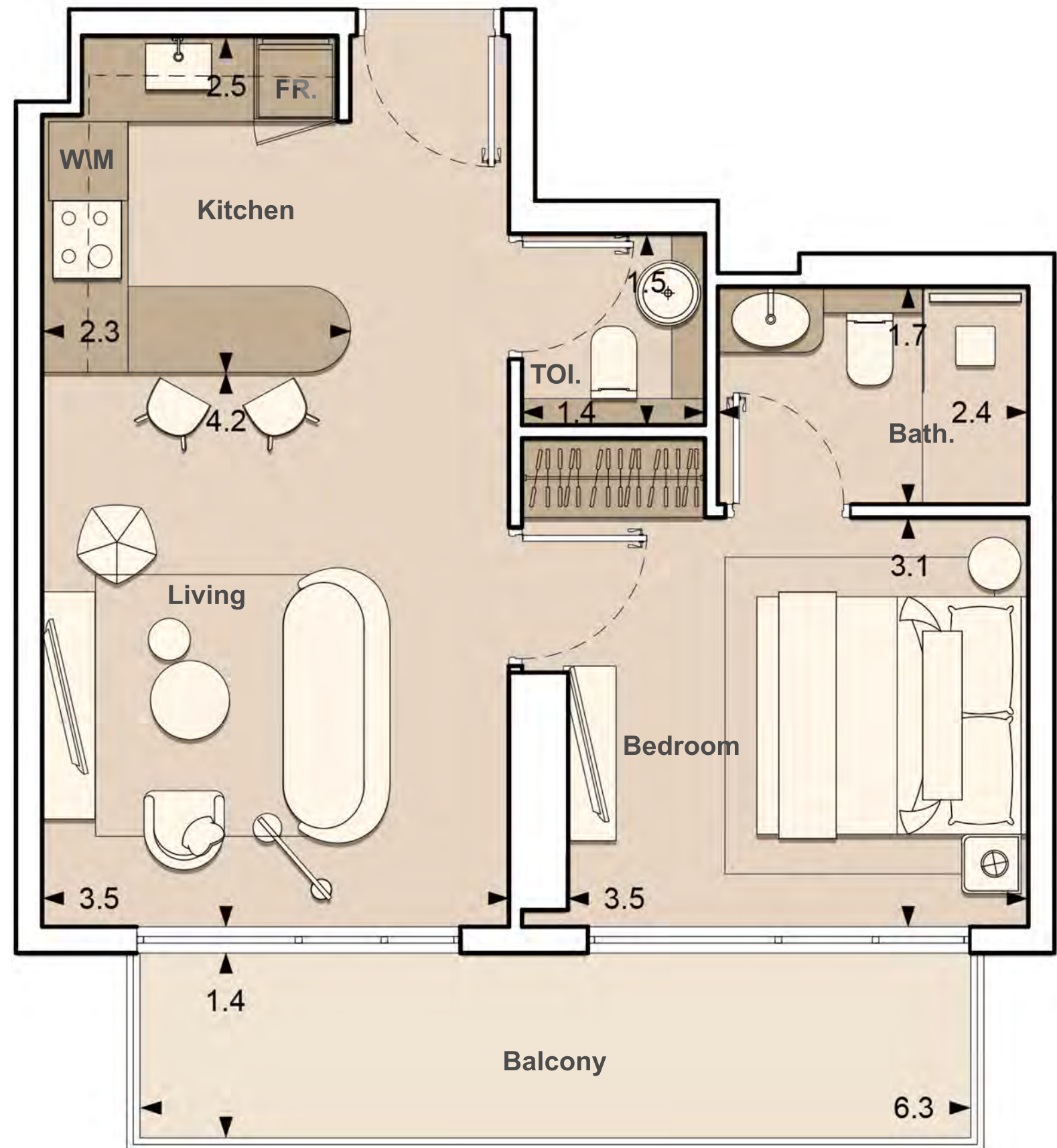
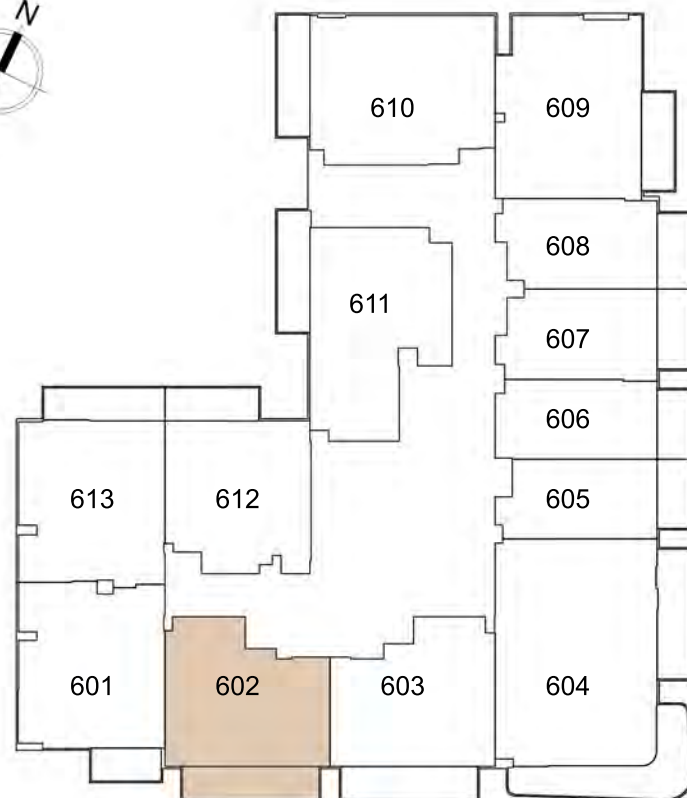


1. All dimensions are in imperial and metric, and measured to structural elements and exclude wall finishes and construction tolerances. 2. All materials, dimensions, and drawings are approximate only. 3. Information is subject to change without notice at developer's absolute discretion. 4. Actual area may vary from the stated area. 5. Drawings not to scale. 6. All images used are for illustrative purposes only and do not represent the actual size, features, specifications, fittings, and furnishings. 7. The developer reserves the right to make revisions / alterations, at its absolute discretion, without any liability whatsoever.

LUME

UNIT : 602 1 - BEDROOM TYPE A

| | |
|----------------|---------------|
| APARTMENT AREA | 497.51 SQ.FT. |
| BALCONY AREA | 104.19 SQ.FT. |
| TOTAL AREA | 601.70 SQ.FT. |

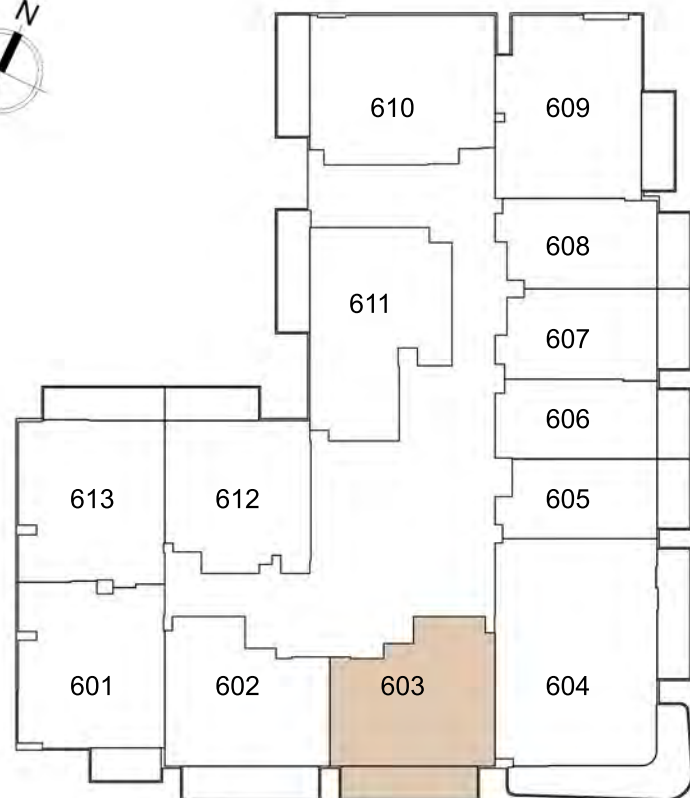


1. All dimensions are in imperial and metric, and measured to structural elements and exclude wall finishes and construction tolerances. 2. All materials, dimensions, and drawings are approximate only. 3. Information is subject to change without notice at developer's absolute discretion. 4. Actual area may vary from the stated area. 5. Drawings not to scale. 6. All images used are for illustrative purposes only and do not represent the actual size, features, specifications, fittings, and furnishings. 7. The developer reserves the right to make revisions / alterations, at its absolute discretion, without any liability whatsoever.

LUME

UNIT : 603 1 - BEDROOM TYPE A

| | | |
|----------------|--------|--------|
| APARTMENT AREA | 499.77 | SQ.FT. |
| BALCONY AREA | 104.19 | SQ.FT. |
| TOTAL AREA | 603.96 | SQ.FT. |

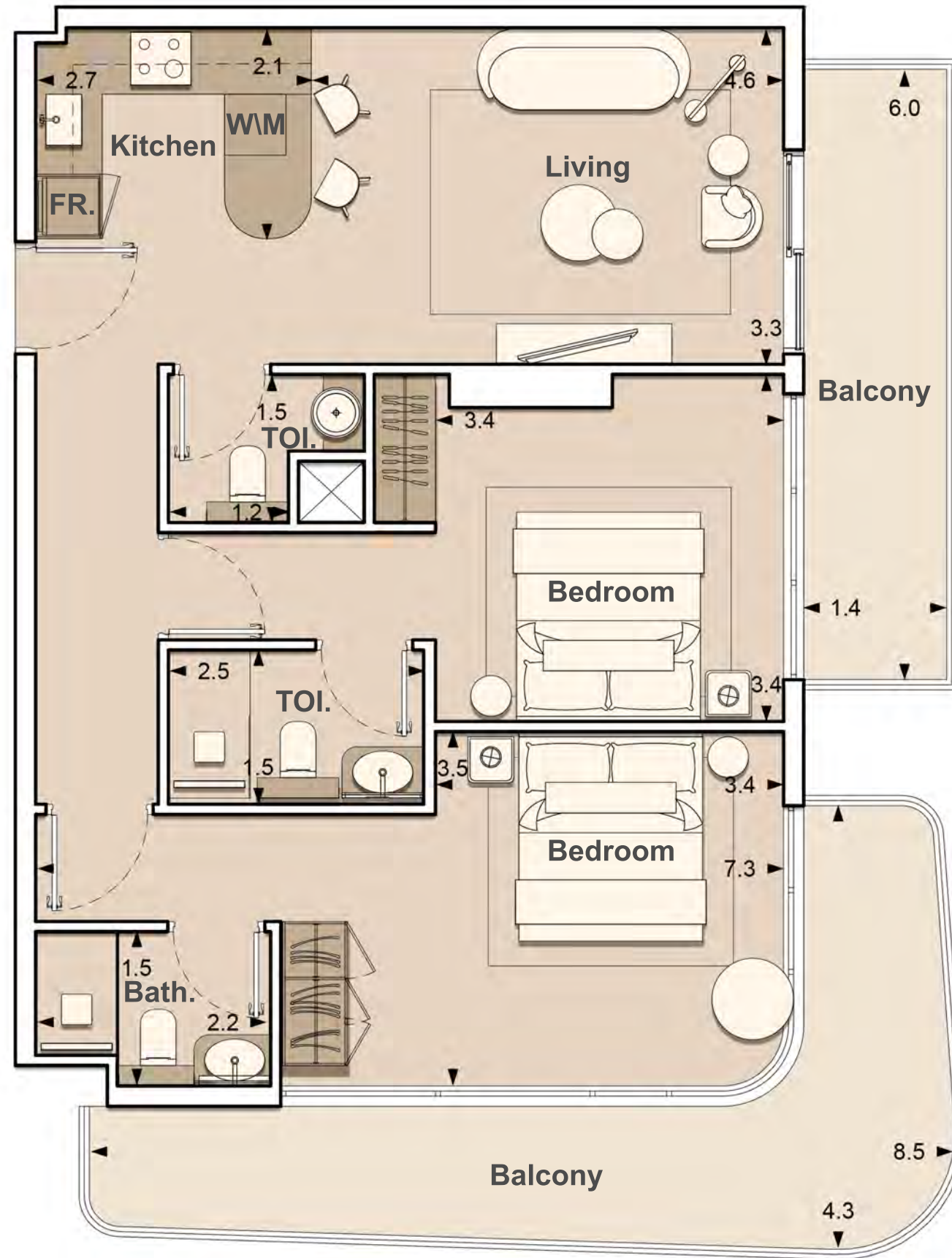
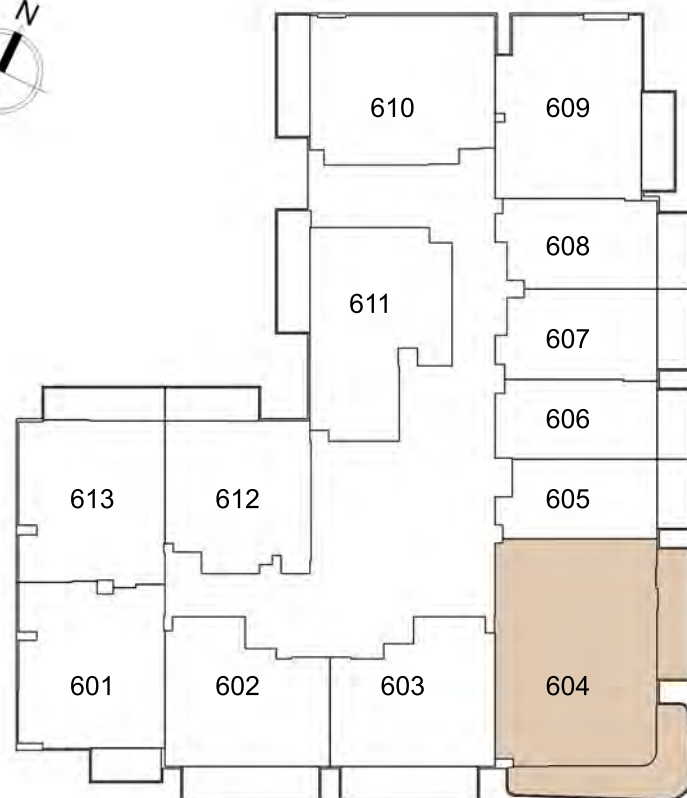


1. All dimensions are in imperial and metric, and measured to structural elements and exclude wall finishes and construction tolerances. 2. All materials, dimensions, and drawings are approximate only. 3. Information is subject to change without notice at developer's absolute discretion. 4. Actual area may vary from the stated area. 5. Drawings not to scale. 6. All images used are for illustrative purposes only and do not represent the actual size, features, specifications, fittings, and furnishings. 7. The developer reserves the right to make revisions / alterations, at its absolute discretion, without any liability whatsoever.

LUME

UNIT : 604 2 - BEDROOM TYPE A

| | | |
|----------------|---------|--------|
| APARTMENT AREA | 843.57 | SQ.FT. |
| BALCONY AREA | 274.80 | SQ.FT. |
| TOTAL AREA | 1118.37 | SQ.FT. |

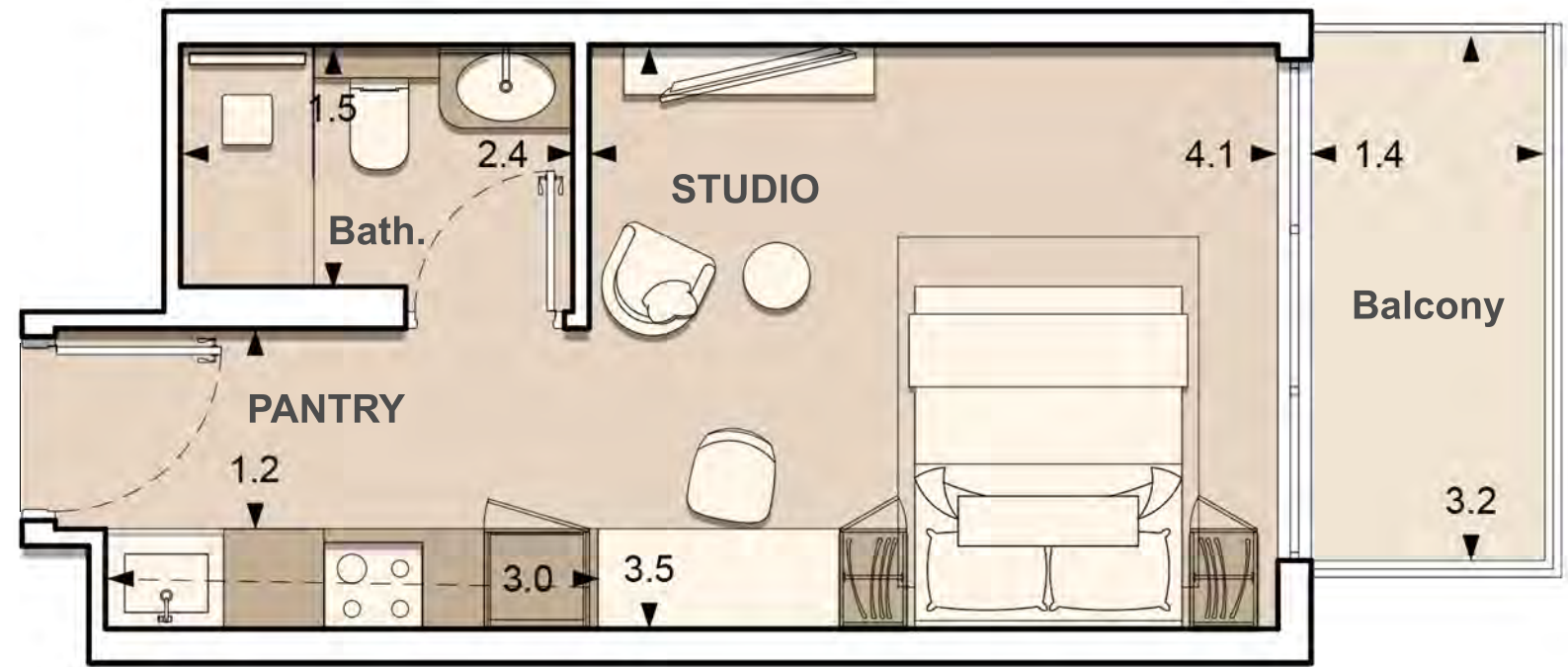
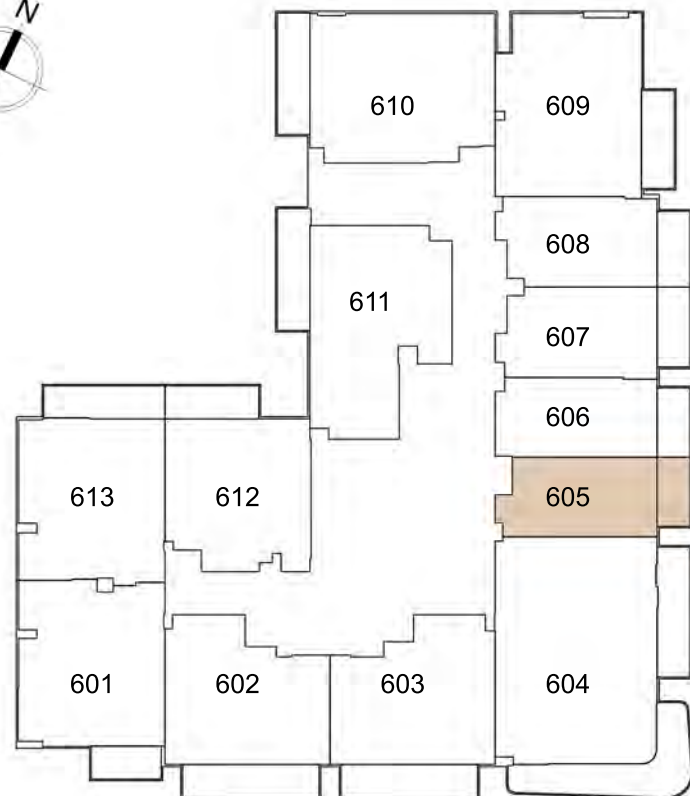


1. All dimensions are in imperial and metric, and measured to structural elements and exclude wall finishes and construction tolerances. 2. All materials, dimensions, and drawings are approximate only. 3. Information is subject to change without notice at developer's absolute discretion. 4. Actual area may vary from the stated area. 5. Drawings not to scale. 6. All images used are for illustrative purposes only and do not represent the actual size, features, specifications, fittings, and furnishings. 7. The developer reserves the right to make revisions / alterations, at its absolute discretion, without any liability whatsoever.

LUME

UNIT : 605 STUDIO TYPE C

| | |
|----------------|---------------|
| APARTMENT AREA | 282.34 SQ.FT. |
| BALCONY AREA | 52.74 SQ.FT. |
| TOTAL AREA | 335.08 SQ.FT. |

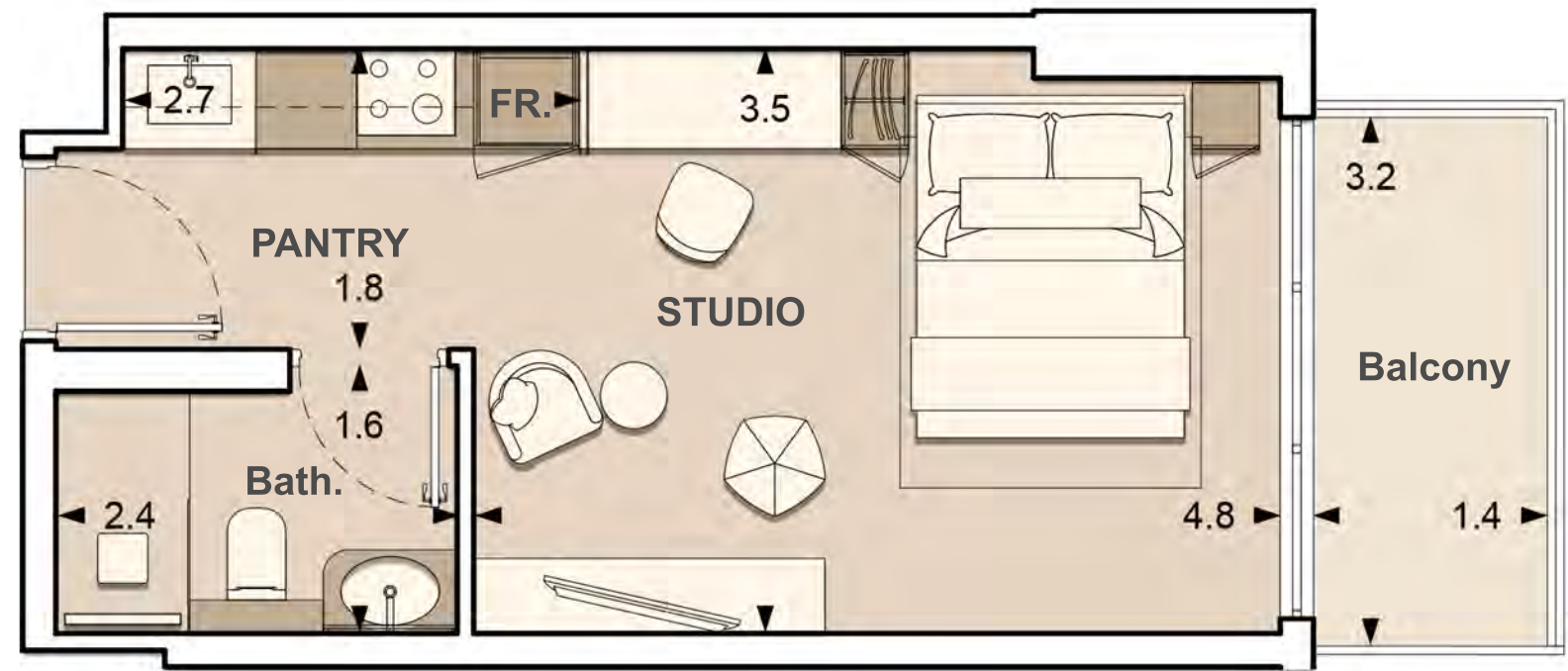
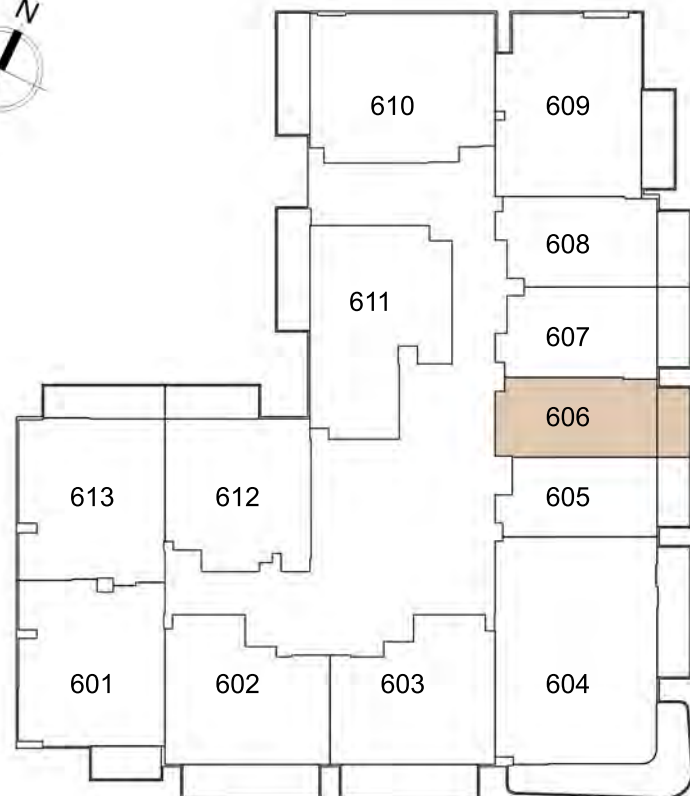


1. All dimensions are in imperial and metric, and measured to structural elements and exclude wall finishes and construction tolerances. 2. All materials, dimensions, and drawings are approximate only. 3. Information is subject to change without notice at developer's absolute discretion. 4. Actual area may vary from the stated area. 5. Drawings not to scale. 6. All images used are for illustrative purposes only and do not represent the actual size, features, specifications, fittings, and furnishings. 7. The developer reserves the right to make revisions / alterations, at its absolute discretion, without any liability whatsoever.

LUME

UNIT : 606 STUDIO TYPE B

| | | |
|----------------|--------|--------|
| APARTMENT AREA | 294.82 | SQ.FT. |
| BALCONY AREA | 52.74 | SQ.FT. |
| TOTAL AREA | 347.57 | SQ.FT. |

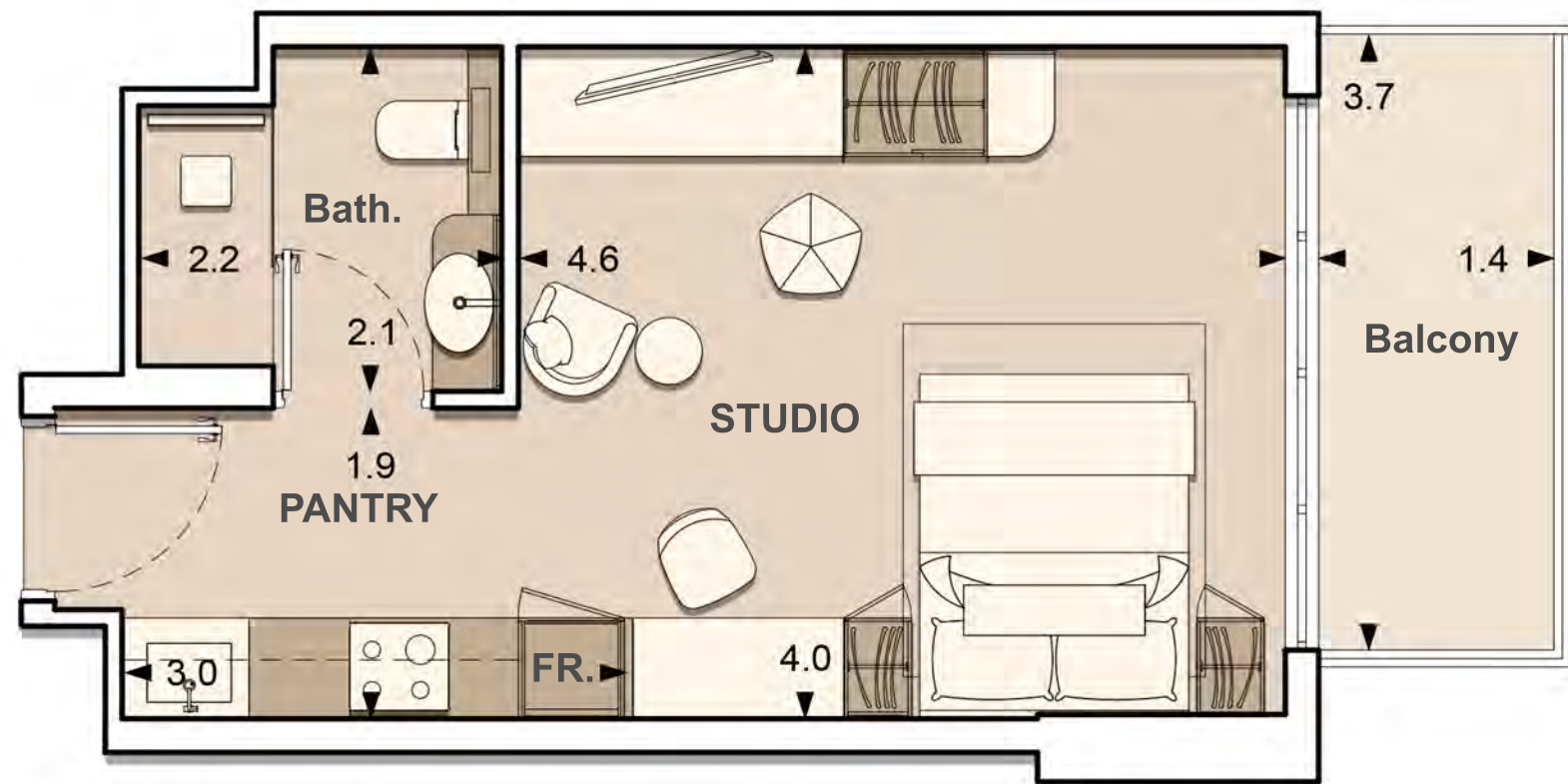
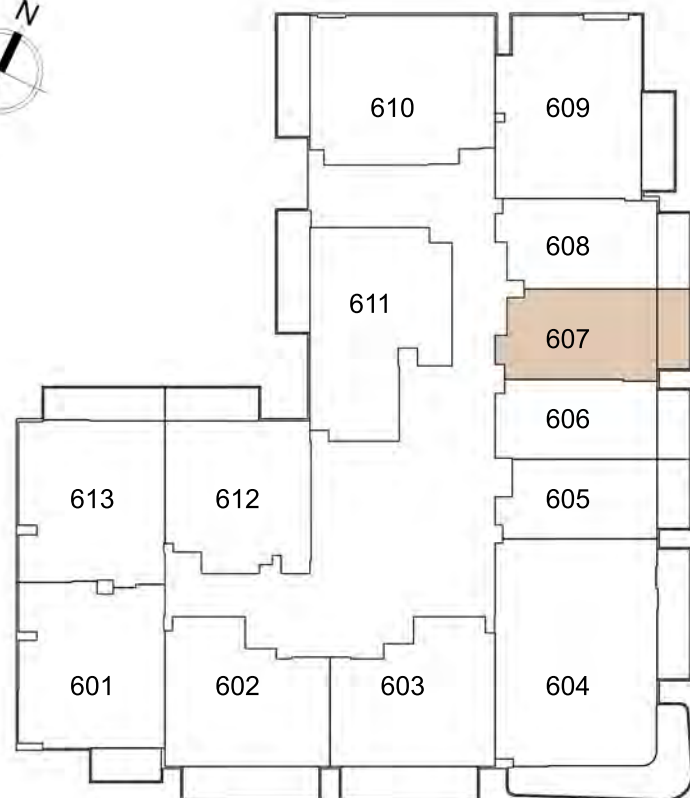


1. All dimensions are in imperial and metric, and measured to structural elements and exclude wall finishes and construction tolerances. 2. All materials, dimensions, and drawings are approximate only. 3. Information is subject to change without notice at developer's absolute discretion. 4. Actual area may vary from the stated area. 5. Drawings not to scale. 6. All images used are for illustrative purposes only and do not represent the actual size, features, specifications, fittings, and furnishings. 7. The developer reserves the right to make revisions / alterations, at its absolute discretion, without any liability whatsoever.

LUME

UNIT : 607 STUDIO TYPE A

| | | |
|----------------|--------|--------|
| APARTMENT AREA | 321.95 | SQ.FT. |
| BALCONY AREA | 61.03 | SQ.FT. |
| TOTAL AREA | 382.98 | SQ.FT. |

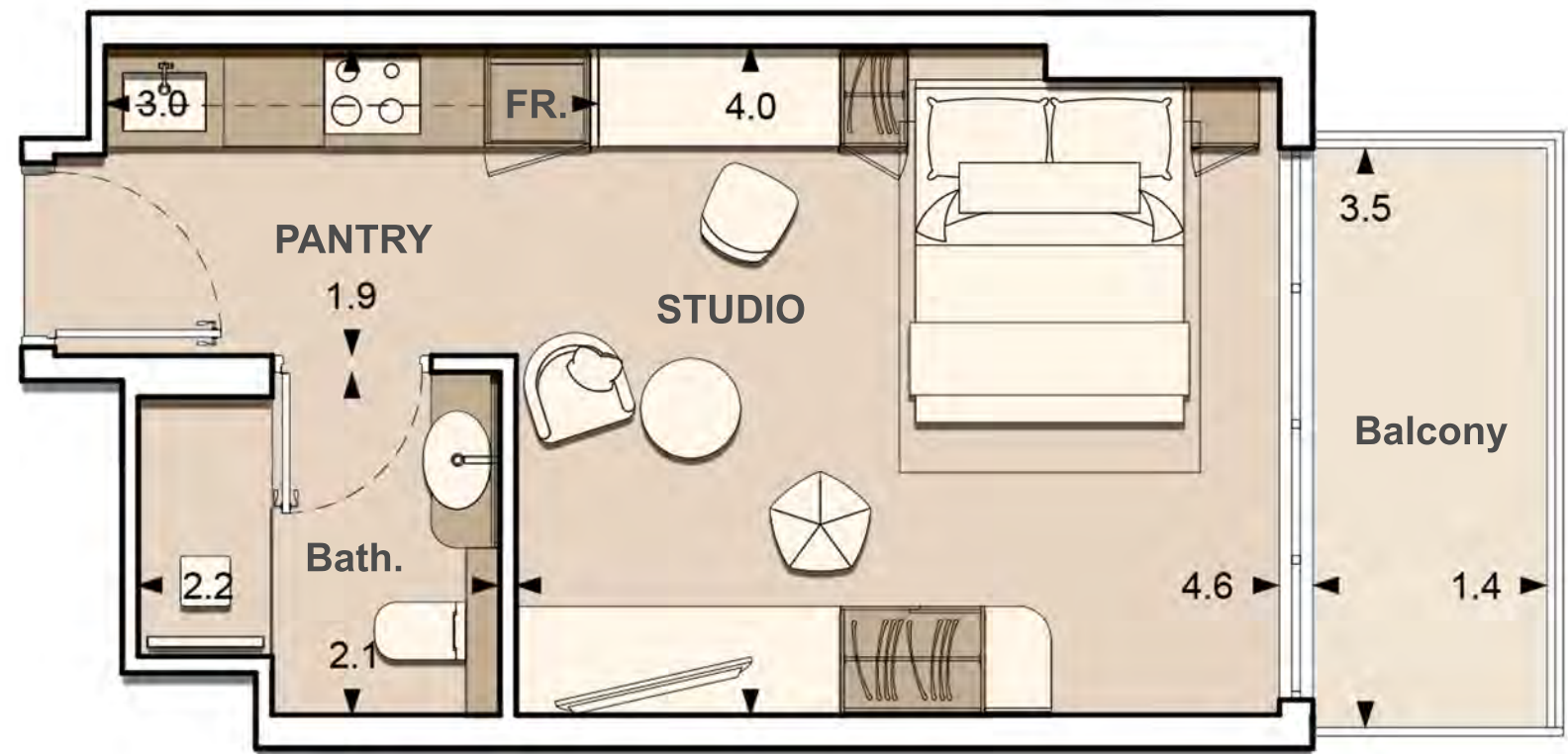
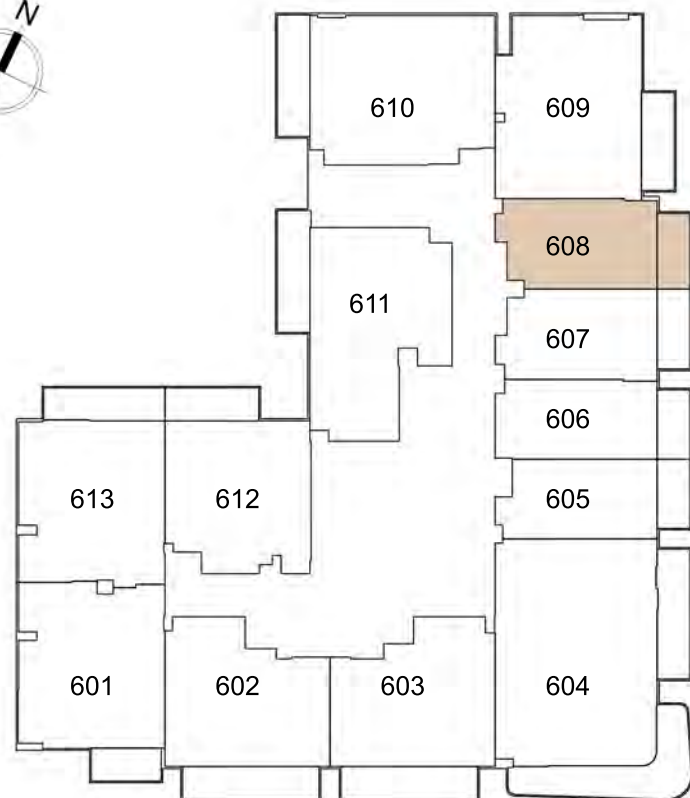


1. All dimensions are in imperial and metric, and measured to structural elements and exclude wall finishes and construction tolerances. 2. All materials, dimensions, and drawings are approximate only. 3. Information is subject to change without notice at developer's absolute discretion. 4. Actual area may vary from the stated area. 5. Drawings not to scale. 6. All images used are for illustrative purposes only and do not represent the actual size, features, specifications, fittings, and furnishings. 7. The developer reserves the right to make revisions / alterations, at its absolute discretion, without any liability whatsoever.

LUME

UNIT : 608 STUDIO TYPE A

| | | |
|----------------|--------|--------|
| APARTMENT AREA | 319.58 | SQ.FT. |
| BALCONY AREA | 57.69 | SQ.FT. |
| TOTAL AREA | 377.28 | SQ.FT. |

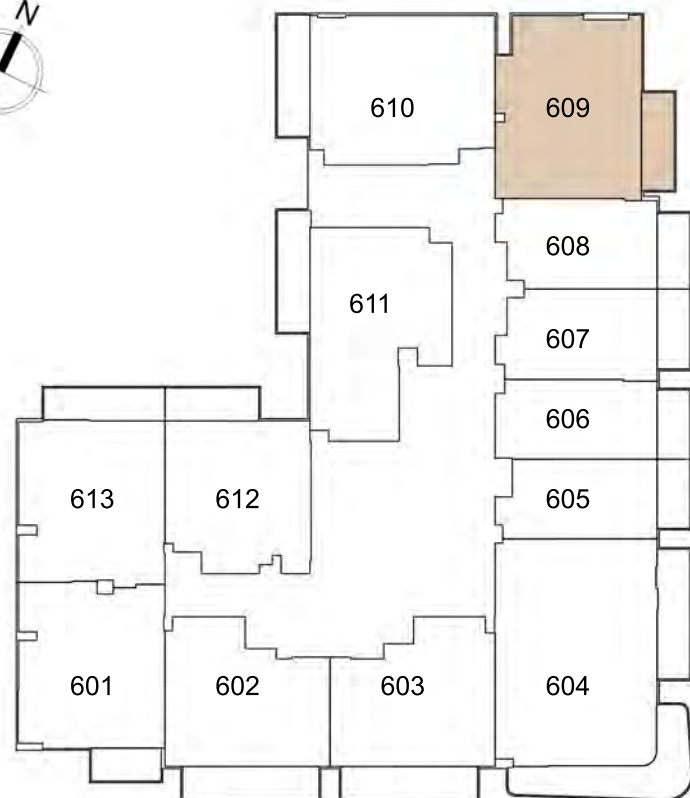


1. All dimensions are in imperial and metric, and measured to structural elements and exclude wall finishes and construction tolerances. 2. All materials, dimensions, and drawings are approximate only. 3. Information is subject to change without notice at developer's absolute discretion. 4. Actual area may vary from the stated area. 5. Drawings not to scale. 6. All images used are for illustrative purposes only and do not represent the actual size, features, specifications, fittings, and furnishings. 7. The developer reserves the right to make revisions / alterations, at its absolute discretion, without any liability whatsoever.

LUME

UNIT : 609 1 - BEDROOM TYPE C

| | | |
|----------------|--------|--------|
| APARTMENT AREA | 601.81 | SQ.FT. |
| BALCONY AREA | 74.70 | SQ.FT. |
| TOTAL AREA | 676.51 | SQ.FT. |

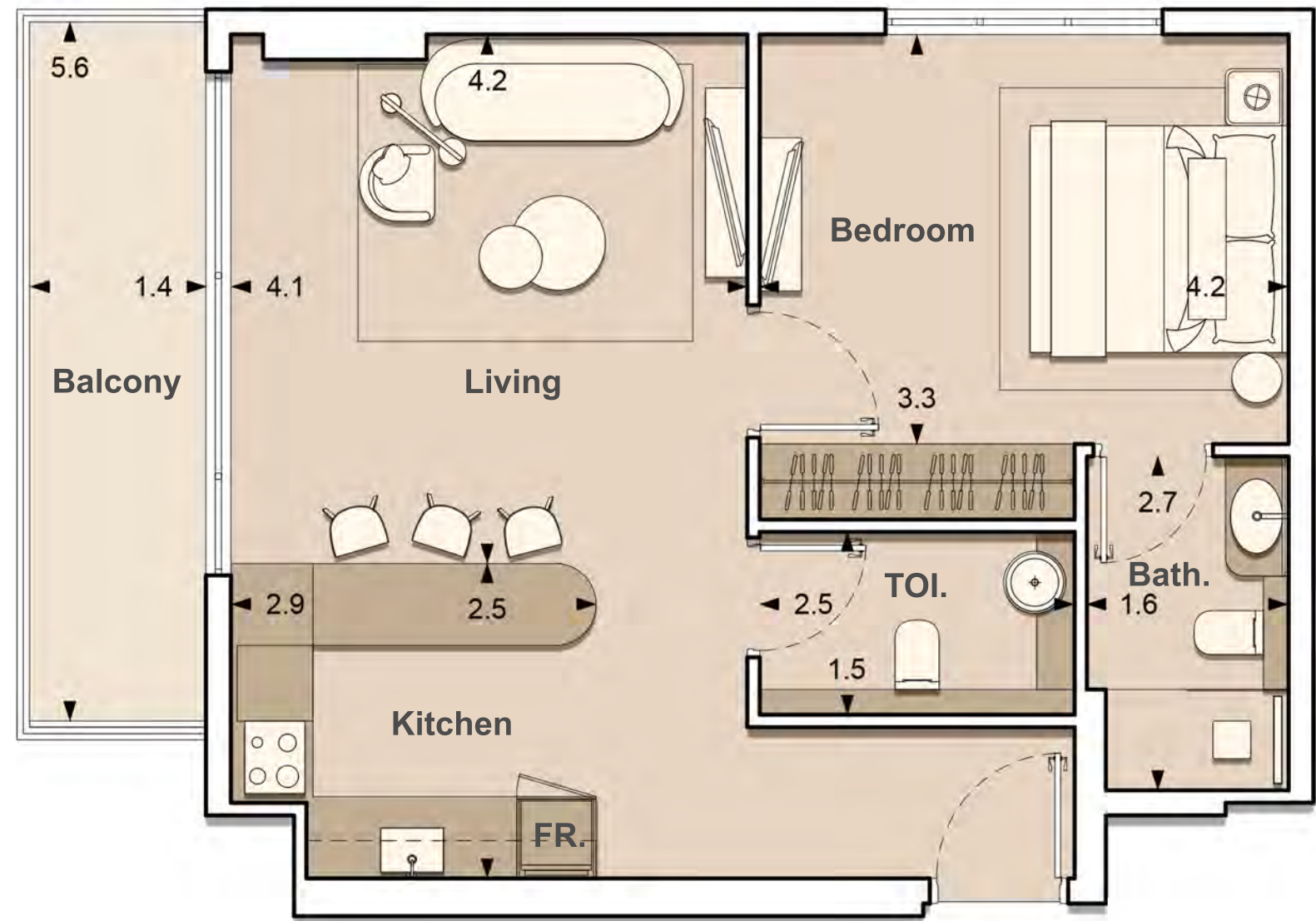
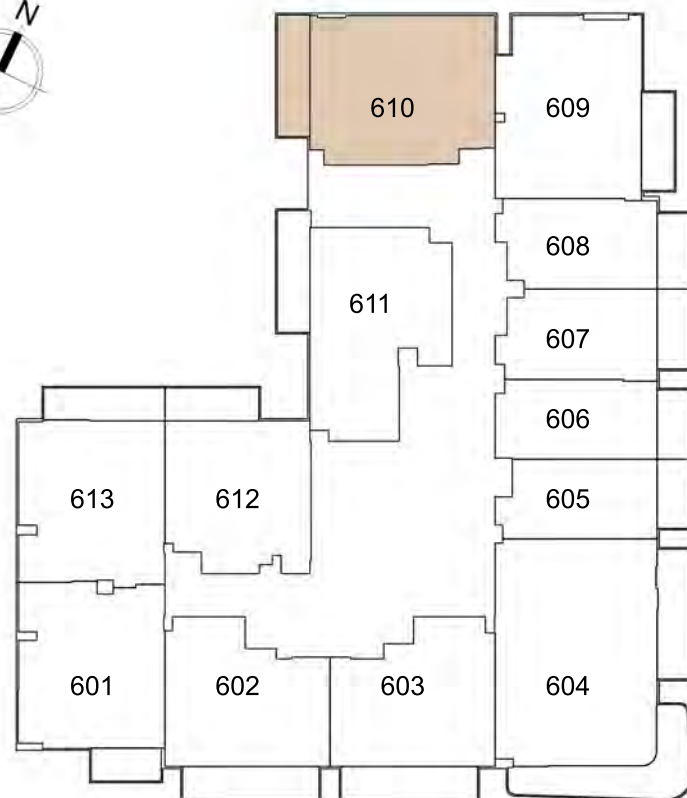


1. All dimensions are in imperial and metric, and measured to structural elements and exclude wall finishes and construction tolerances. 2. All materials, dimensions, and drawings are approximate only. 3. Information is subject to change without notice at developer's absolute discretion. 4. Actual area may vary from the stated area. 5. Drawings not to scale. 6. All images used are for illustrative purposes only and do not represent the actual size, features, specifications, fittings, and furnishings. 7. The developer reserves the right to make revisions / alterations, at its absolute discretion, without any liability whatsoever.

LUME

UNIT : 610 1 - BEDROOM TYPE D

| | | |
|----------------|--------|--------|
| APARTMENT AREA | 622.37 | SQ.FT. |
| BALCONY AREA | 92.78 | SQ.FT. |
| TOTAL AREA | 715.15 | SQ.FT. |

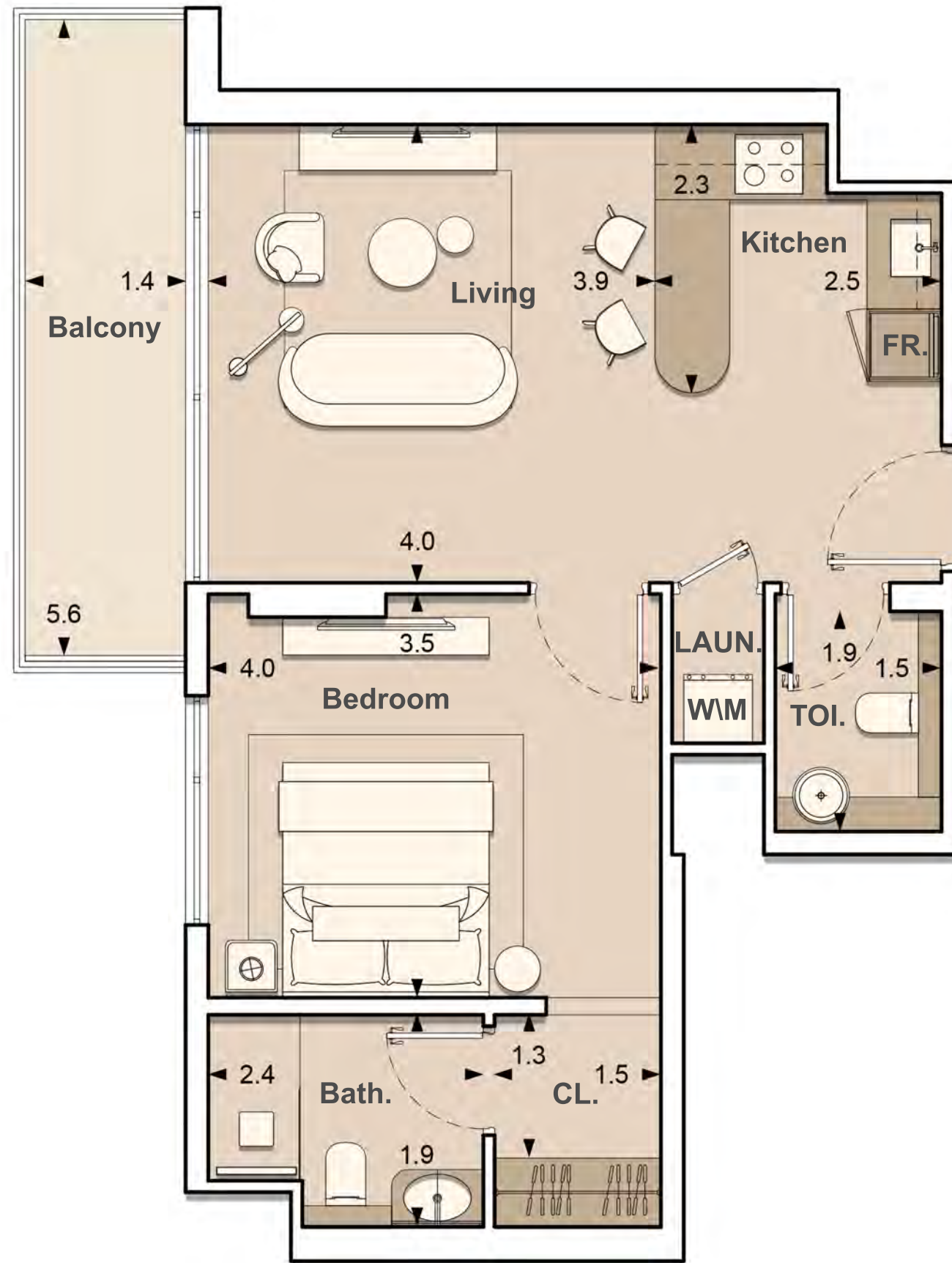
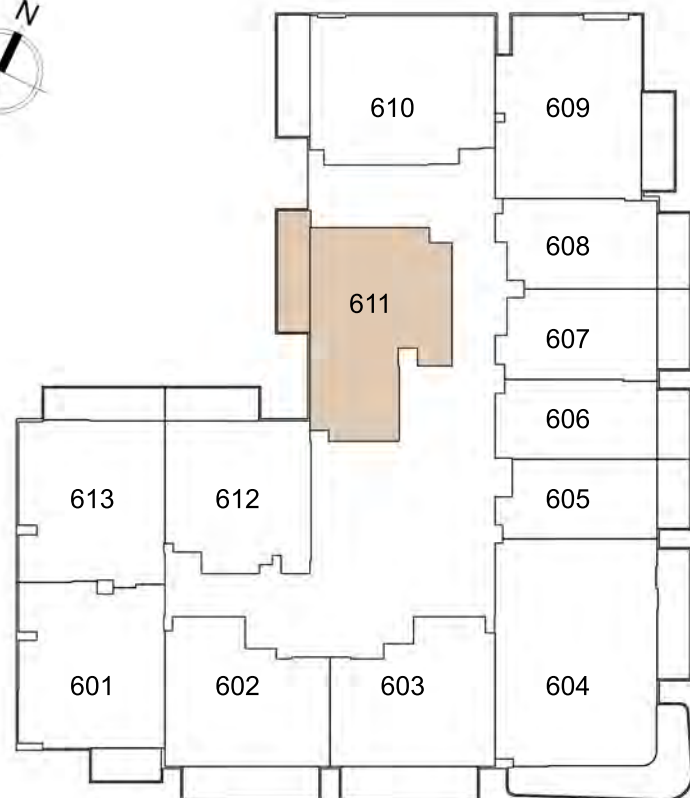


1. All dimensions are in imperial and metric, and measured to structural elements and exclude wall finishes and construction tolerances. 2. All materials, dimensions, and drawings are approximate only. 3. Information is subject to change without notice at developer's absolute discretion. 4. Actual area may vary from the stated area. 5. Drawings not to scale. 6. All images used are for illustrative purposes only and do not represent the actual size, features, specifications, fittings, and furnishings. 7. The developer reserves the right to make revisions / alterations, at its absolute discretion, without any liability whatsoever.

LUME

UNIT : 611 1 - BEDROOM TYPE E

| | | |
|----------------|--------|--------|
| APARTMENT AREA | 591.91 | SQ.FT. |
| BALCONY AREA | 93.22 | SQ.FT. |
| TOTAL AREA | 685.12 | SQ.FT. |

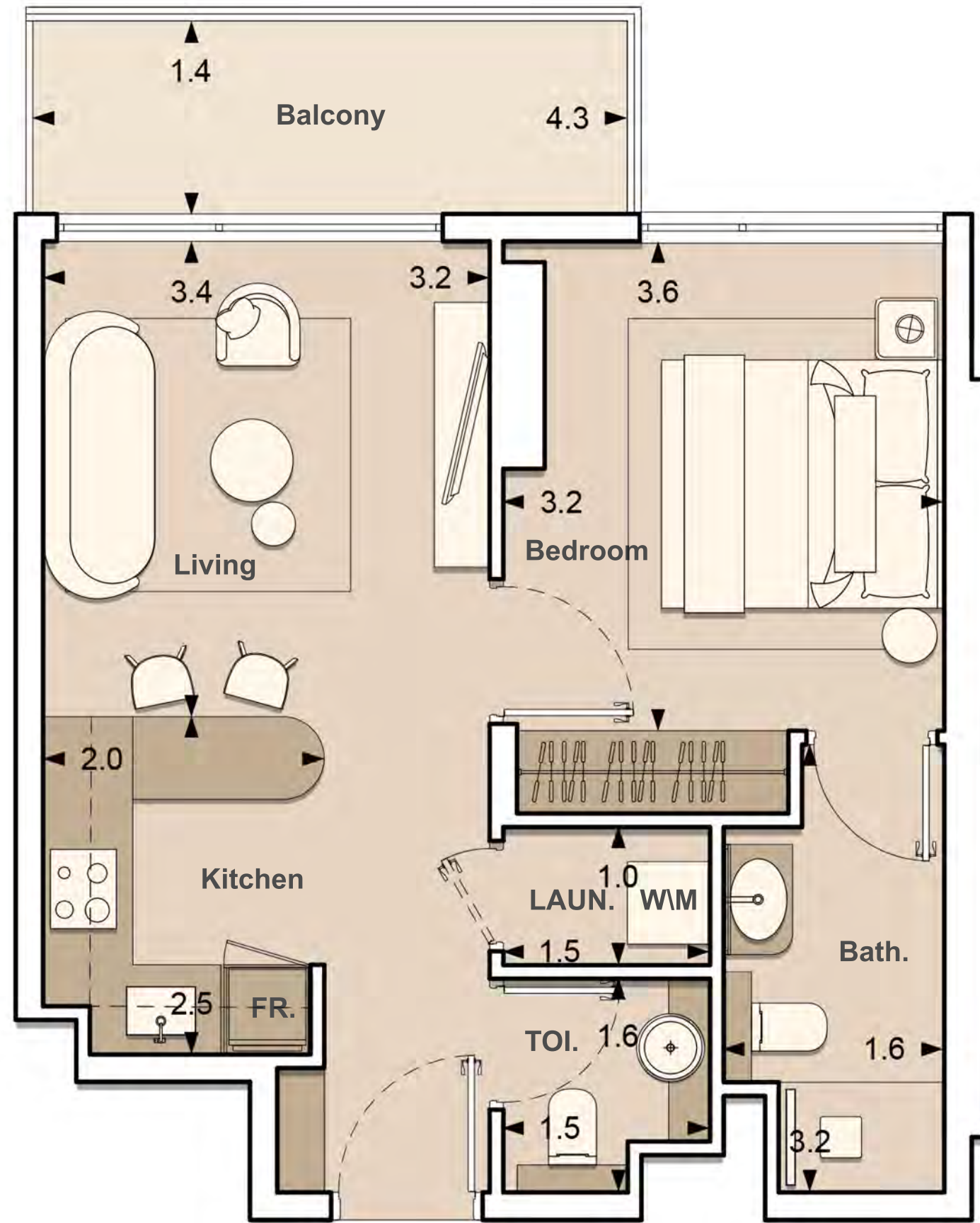
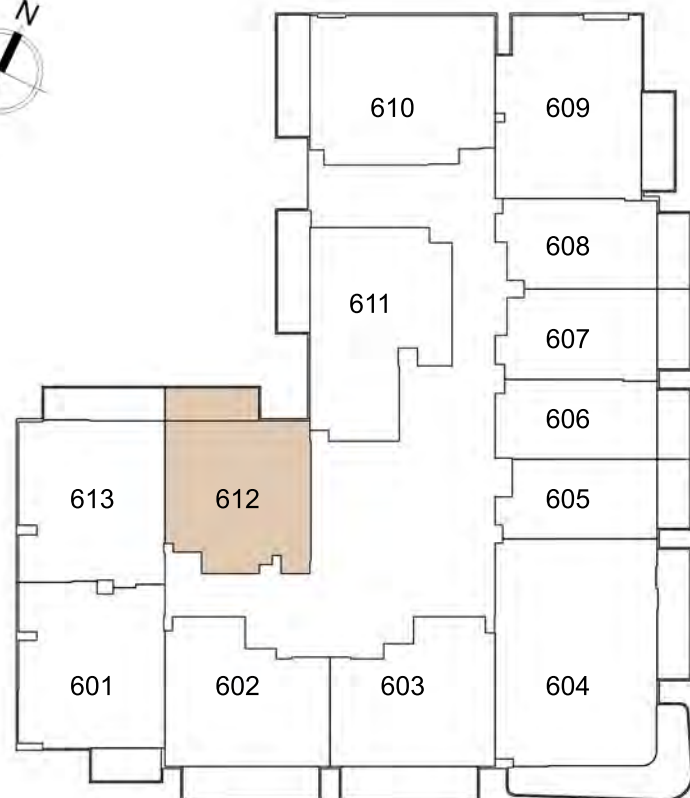


1. All dimensions are in imperial and metric, and measured to structural elements and exclude wall finishes and construction tolerances. 2. All materials, dimensions, and drawings are approximate only. 3. Information is subject to change without notice at developer's absolute discretion. 4. Actual area may vary from the stated area. 5. Drawings not to scale. 6. All images used are for illustrative purposes only and do not represent the actual size, features, specifications, fittings, and furnishings. 7. The developer reserves the right to make revisions / alterations, at its absolute discretion, without any liability whatsoever.

LUME

UNIT : 612 1 - BEDROOM TYPE F

| | | |
|----------------|--------|--------|
| APARTMENT AREA | 491.70 | SQ.FT. |
| BALCONY AREA | 71.69 | SQ.FT. |
| TOTAL AREA | 563.38 | SQ.FT. |

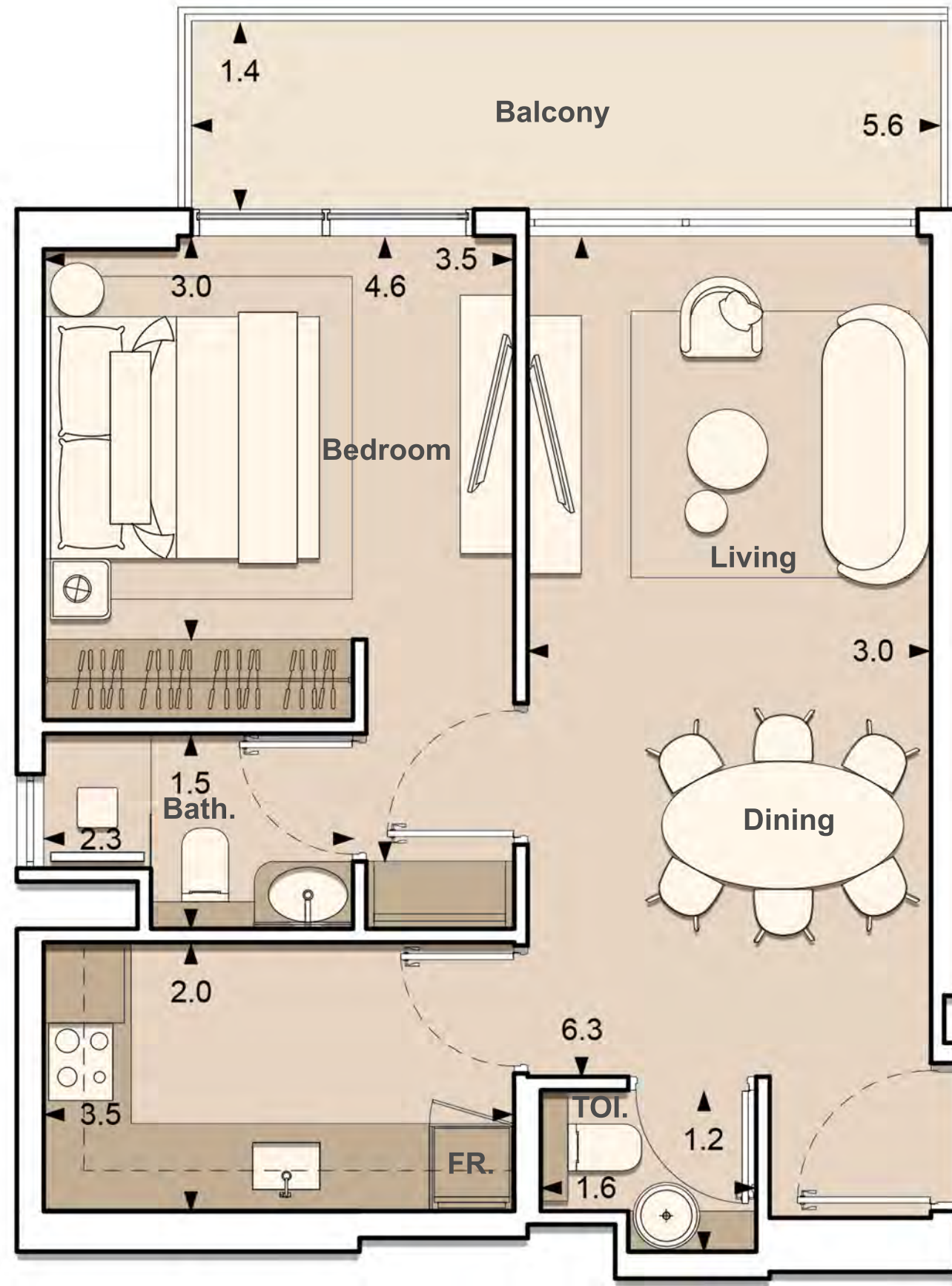
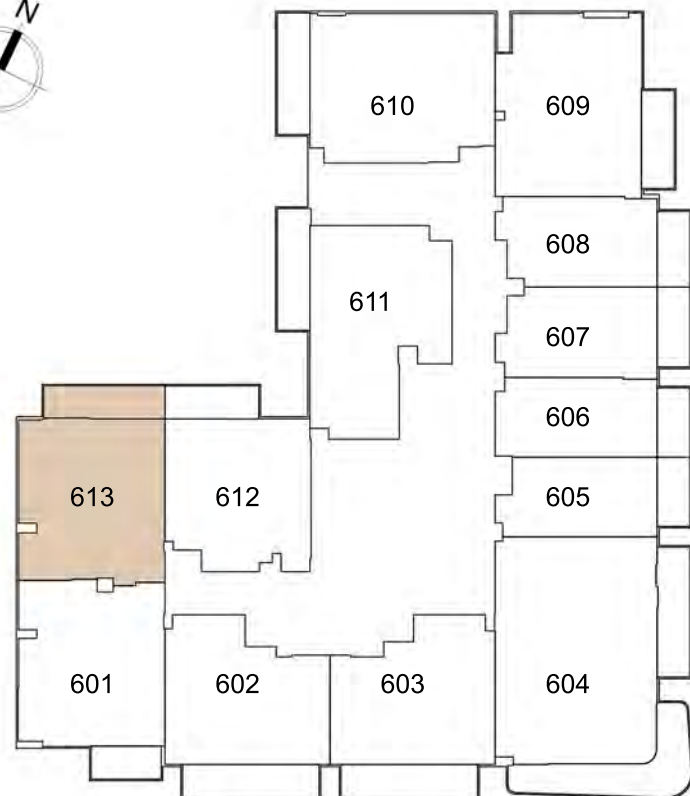


1. All dimensions are in imperial and metric, and measured to structural elements and exclude wall finishes and construction tolerances. 2. All materials, dimensions, and drawings are approximate only. 3. Information is subject to change without notice at developer's absolute discretion. 4. Actual area may vary from the stated area. 5. Drawings not to scale. 6. All images used are for illustrative purposes only and do not represent the actual size, features, specifications, fittings, and furnishings. 7. The developer reserves the right to make revisions / alterations, at its absolute discretion, without any liability whatsoever.

LUME

UNIT : 613 1 - BEDROOM TYPE G

| | |
|----------------|---------------|
| APARTMENT AREA | 547.88 SQ.FT. |
| BALCONY AREA | 91.28 SQ.FT. |
| TOTAL AREA | 639.16 SQ.FT. |



1. All dimensions are in imperial and metric, and measured to structural elements and exclude wall finishes and construction tolerances. 2. All materials, dimensions, and drawings are approximate only. 3. Information is subject to change without notice at developer's absolute discretion. 4. Actual area may vary from the stated area. 5. Drawings not to scale. 6. All images used are for illustrative purposes only and do not represent the actual size, features, specifications, fittings, and furnishings. 7. The developer reserves the right to make revisions / alterations, at its absolute discretion, without any liability whatsoever.

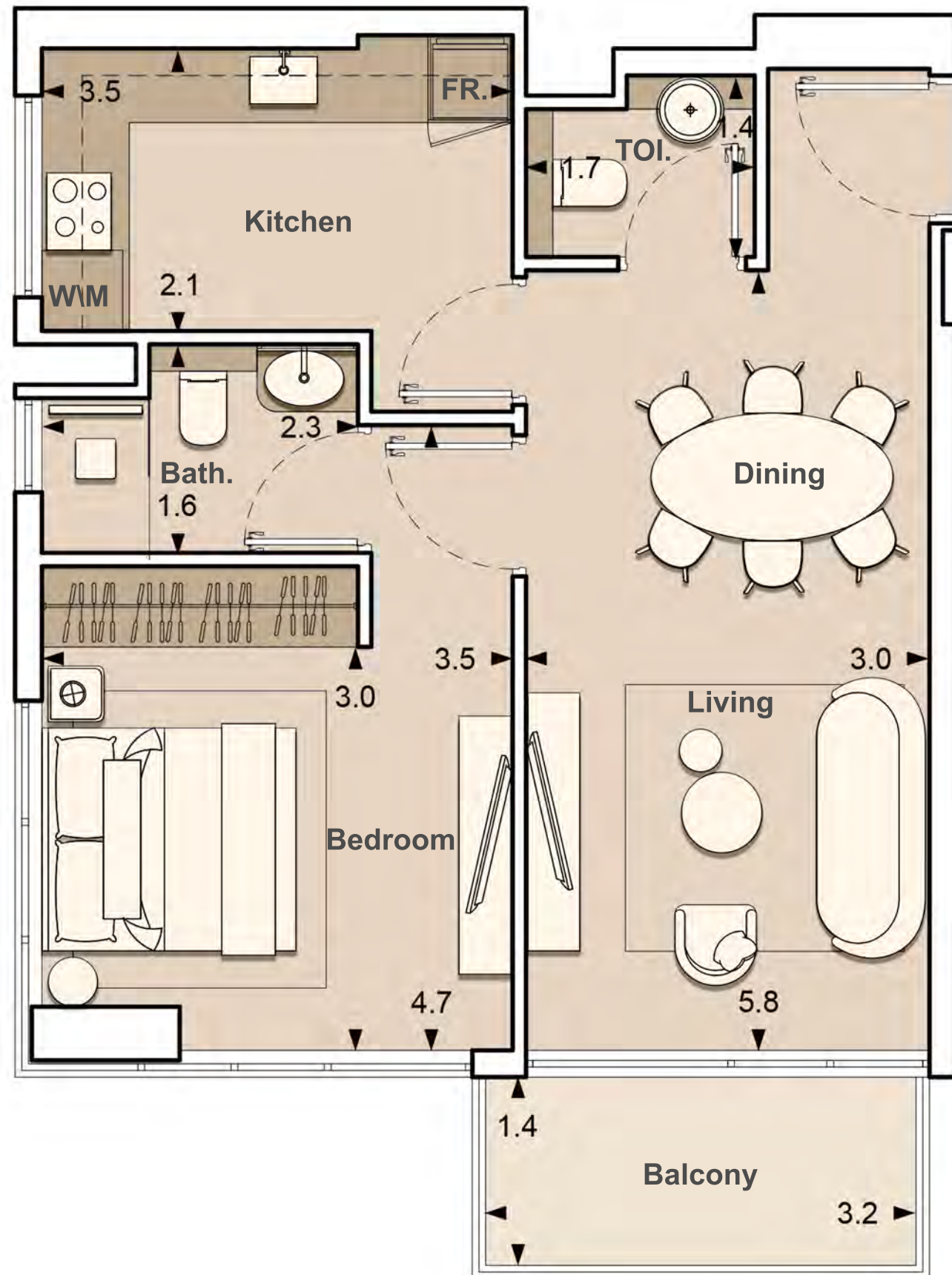
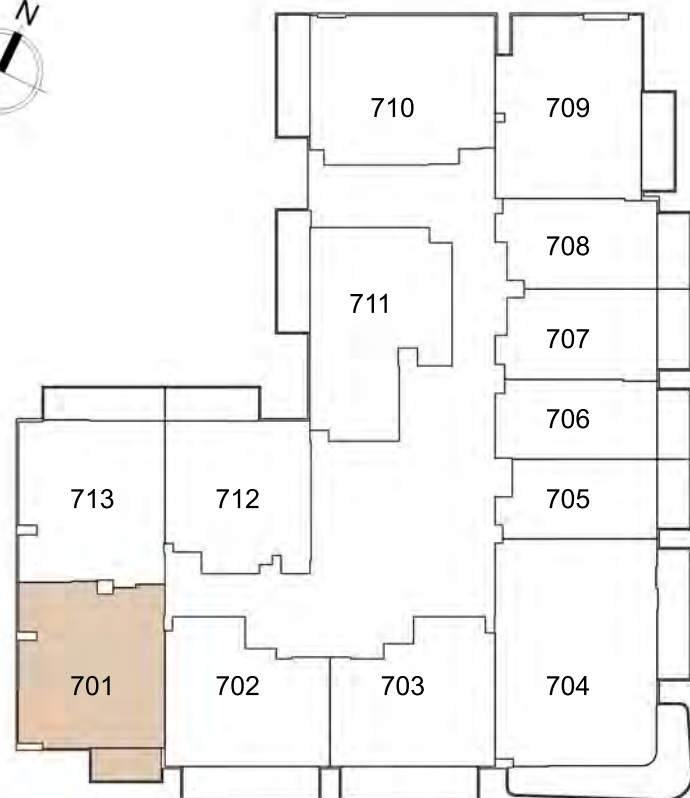


7TH FLOOR

LUME

UNIT : 701 1 - BEDROOM TYPE B

| | | |
|----------------|--------|--------|
| APARTMENT AREA | 550.04 | SQ.FT. |
| BALCONY AREA | 53.39 | SQ.FT. |
| TOTAL AREA | 603.42 | SQ.FT. |

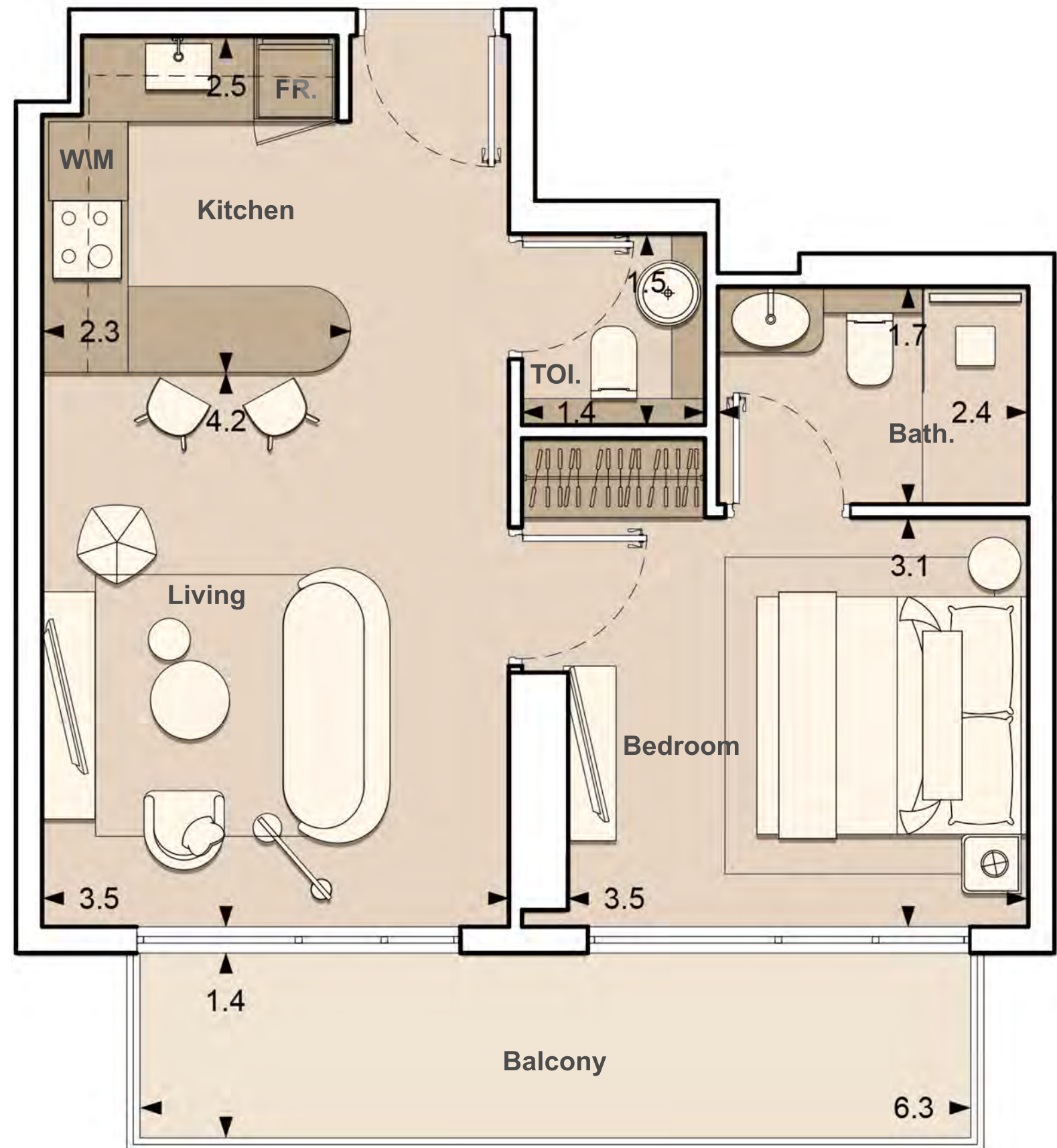
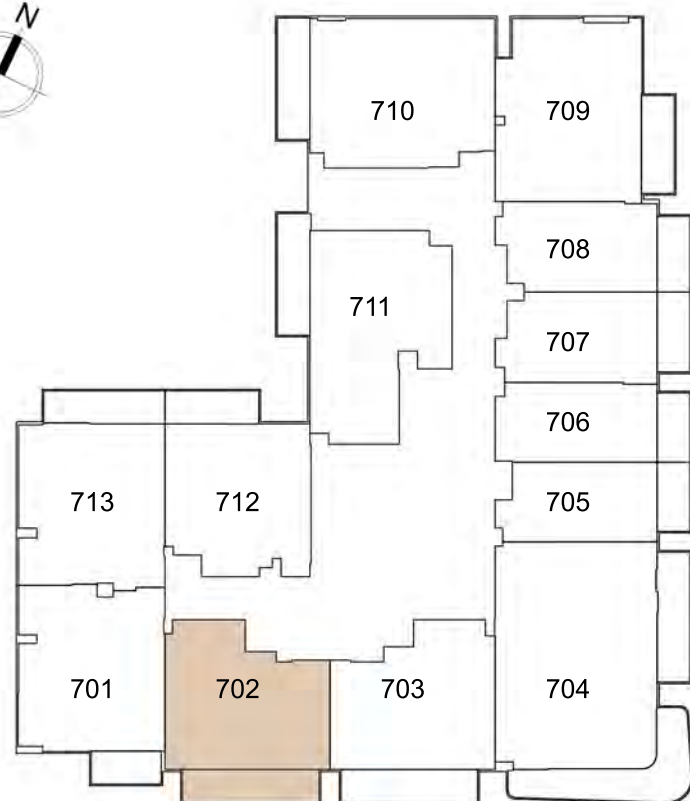


1. All dimensions are in imperial and metric, and measured to structural elements and exclude wall finishes and construction tolerances. 2. All materials, dimensions, and drawings are approximate only. 3. Information is subject to change without notice at developer's absolute discretion. 4. Actual area may vary from the stated area. 5. Drawings not to scale. 6. All images used are for illustrative purposes only and do not represent the actual size, features, specifications, fittings, and furnishings. 7. The developer reserves the right to make revisions / alterations, at its absolute discretion, without any liability whatsoever.

LUME

UNIT : 702 1 - BEDROOM TYPE A

| | |
|----------------|---------------|
| APARTMENT AREA | 497.51 SQ.FT. |
| BALCONY AREA | 104.19 SQ.FT. |
| TOTAL AREA | 601.70 SQ.FT. |

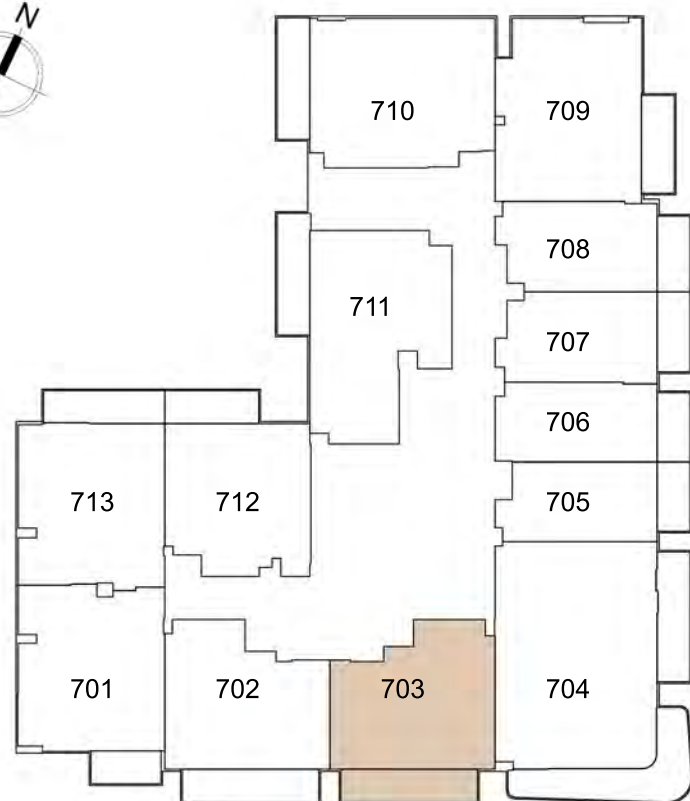


1. All dimensions are in imperial and metric, and measured to structural elements and exclude wall finishes and construction tolerances. 2. All materials, dimensions, and drawings are approximate only. 3. Information is subject to change without notice at developer's absolute discretion. 4. Actual area may vary from the stated area. 5. Drawings not to scale. 6. All images used are for illustrative purposes only and do not represent the actual size, features, specifications, fittings, and furnishings. 7. The developer reserves the right to make revisions / alterations, at its absolute discretion, without any liability whatsoever.

LUME

UNIT : 703 1 - BEDROOM TYPE A

| | | |
|----------------|--------|--------|
| APARTMENT AREA | 499.77 | SQ.FT. |
| BALCONY AREA | 104.19 | SQ.FT. |
| TOTAL AREA | 603.96 | SQ.FT. |

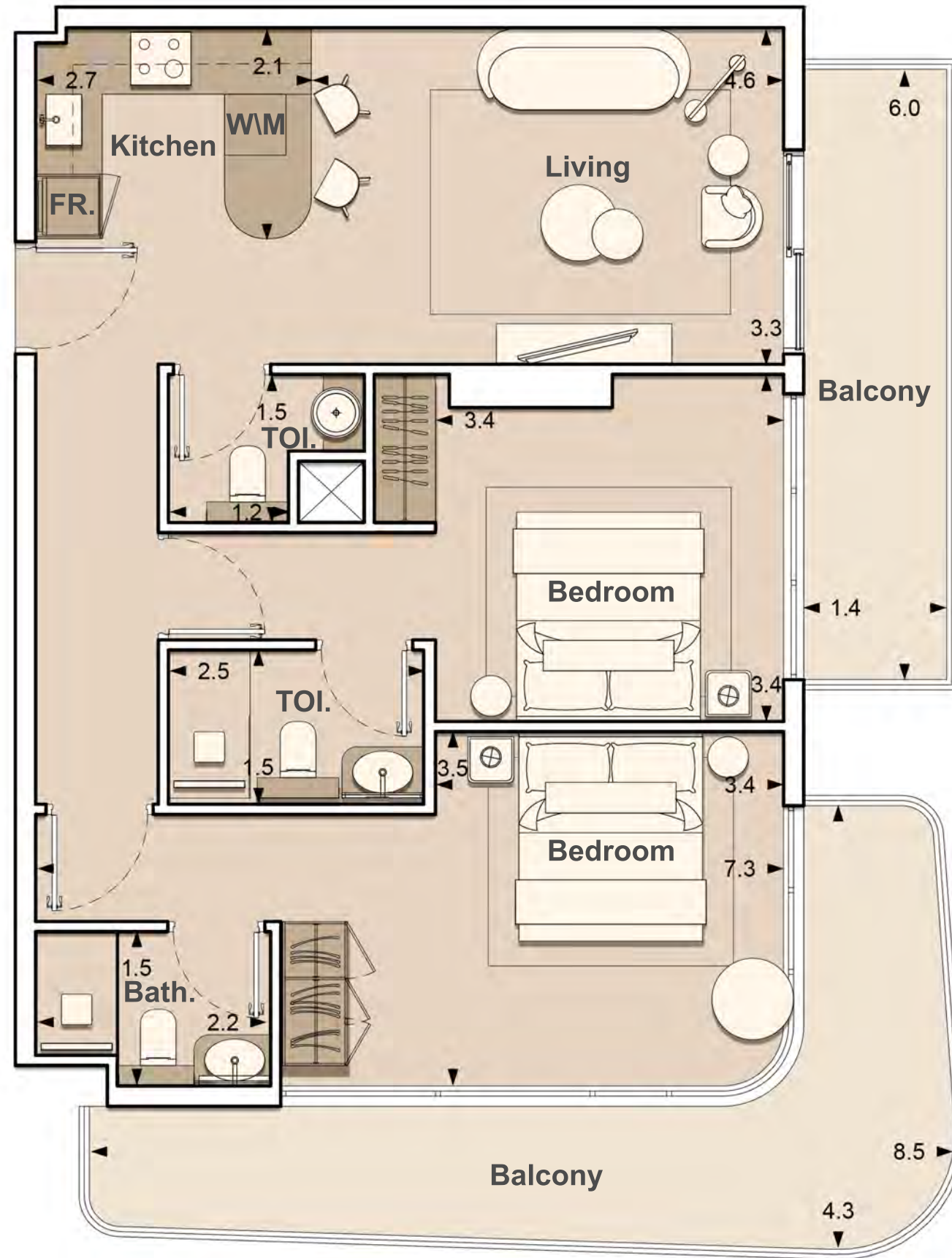
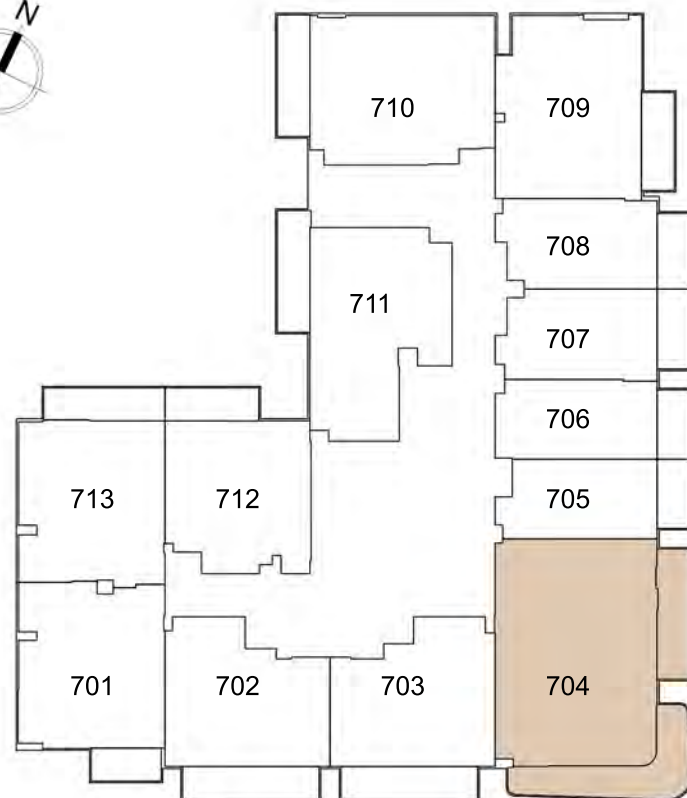


1. All dimensions are in imperial and metric, and measured to structural elements and exclude wall finishes and construction tolerances. 2. All materials, dimensions, and drawings are approximate only. 3. Information is subject to change without notice at developer's absolute discretion. 4. Actual area may vary from the stated area. 5. Drawings not to scale. 6. All images used are for illustrative purposes only and do not represent the actual size, features, specifications, fittings, and furnishings. 7. The developer reserves the right to make revisions / alterations, at its absolute discretion, without any liability whatsoever.

LUME

UNIT : 704 2 - BEDROOM TYPE A

| | | |
|----------------|---------|--------|
| APARTMENT AREA | 843.57 | SQ.FT. |
| BALCONY AREA | 274.80 | SQ.FT. |
| TOTAL AREA | 1118.37 | SQ.FT. |

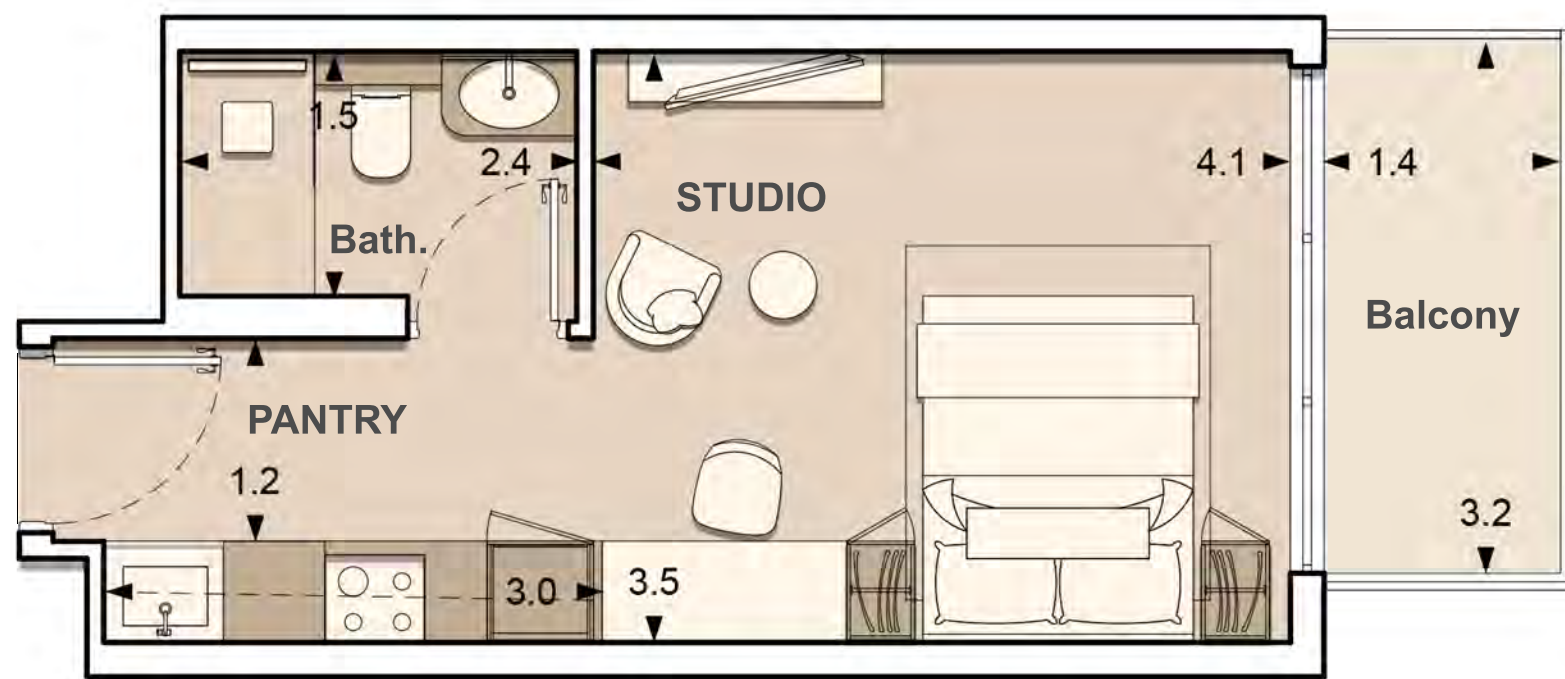
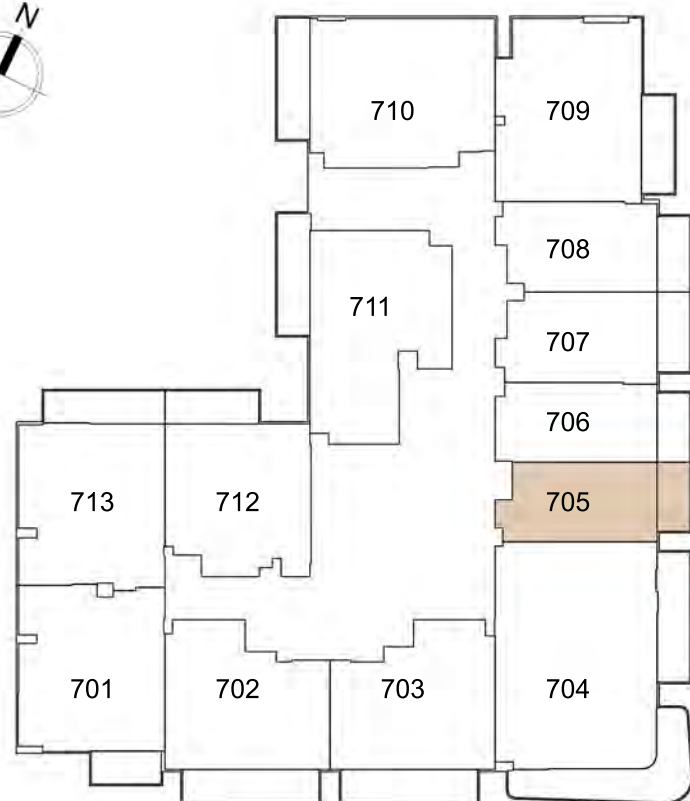


1. All dimensions are in imperial and metric, and measured to structural elements and exclude wall finishes and construction tolerances. 2. All materials, dimensions, and drawings are approximate only. 3. Information is subject to change without notice at developer's absolute discretion. 4. Actual area may vary from the stated area. 5. Drawings not to scale. 6. All images used are for illustrative purposes only and do not represent the actual size, features, specifications, fittings, and furnishings. 7. The developer reserves the right to make revisions / alterations, at its absolute discretion, without any liability whatsoever.

LUME

UNIT : 705 STUDIO TYPE C

| | |
|----------------|---------------|
| APARTMENT AREA | 282.34 SQ.FT. |
| BALCONY AREA | 52.74 SQ.FT. |
| TOTAL AREA | 335.08 SQ.FT. |

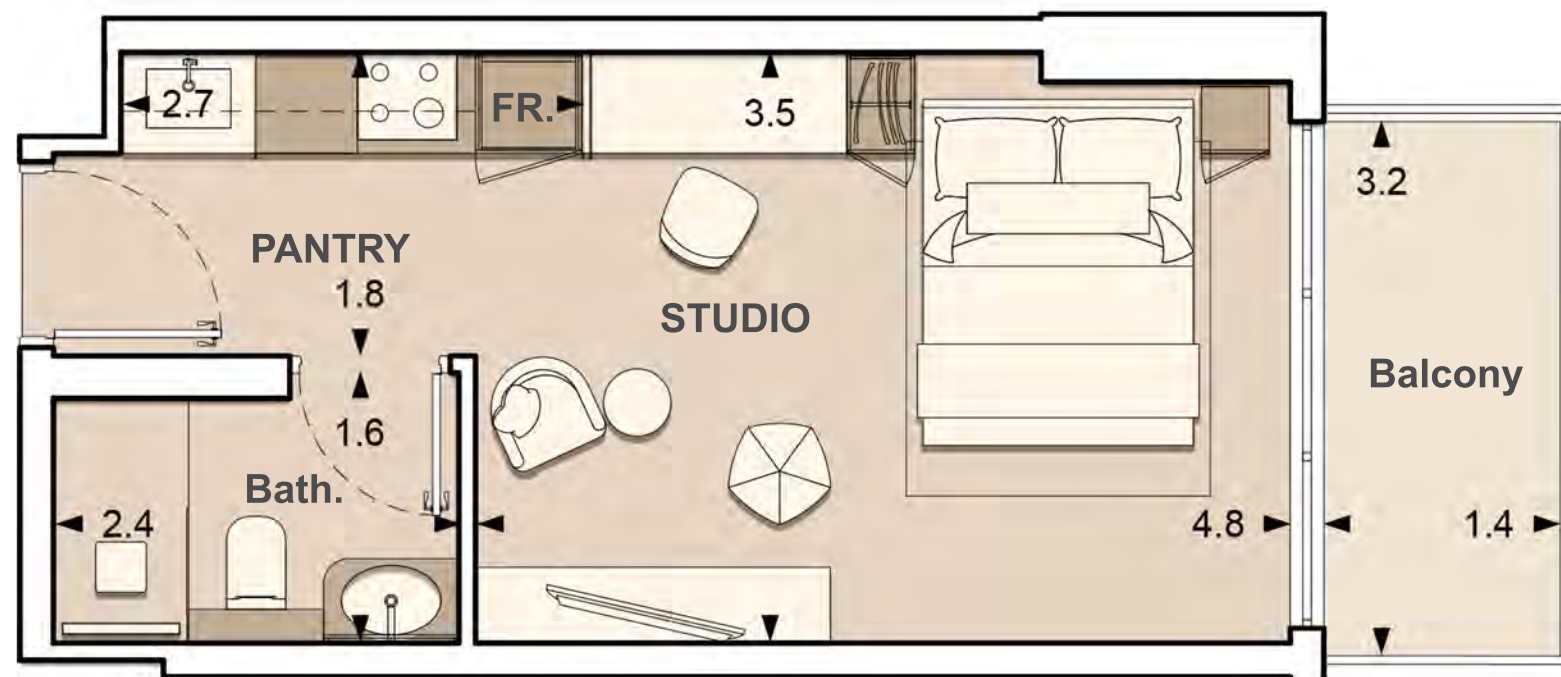
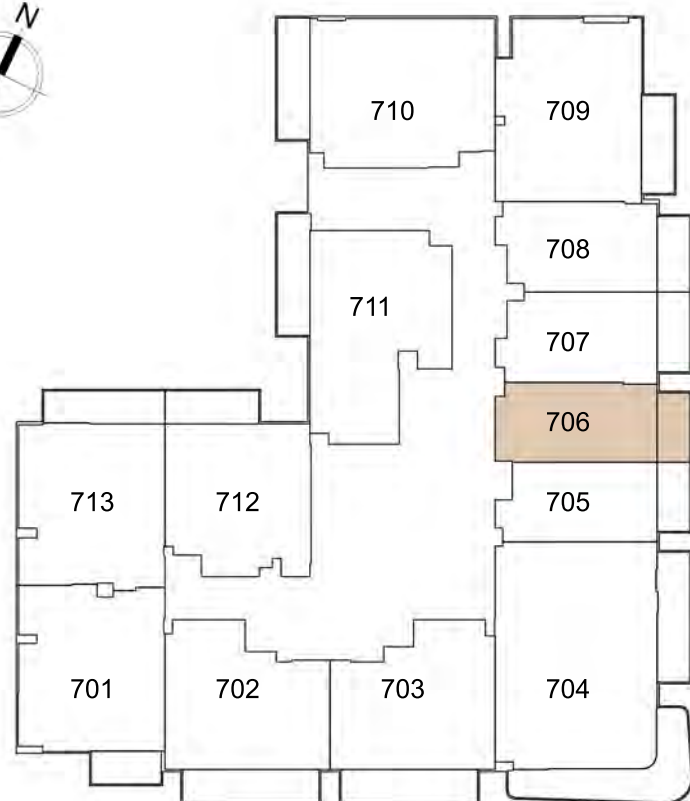


1. All dimensions are in imperial and metric, and measured to structural elements and exclude wall finishes and construction tolerances. 2. All materials, dimensions, and drawings are approximate only. 3. Information is subject to change without notice at developer's absolute discretion. 4. Actual area may vary from the stated area. 5. Drawings not to scale. 6. All images used are for illustrative purposes only and do not represent the actual size, features, specifications, fittings, and furnishings. 7. The developer reserves the right to make revisions / alterations, at its absolute discretion, without any liability whatsoever.

LUME

UNIT : 706 STUDIO TYPE B

| | | |
|----------------|--------|--------|
| APARTMENT AREA | 294.82 | SQ.FT. |
| BALCONY AREA | 52.74 | SQ.FT. |
| TOTAL AREA | 347.57 | SQ.FT. |

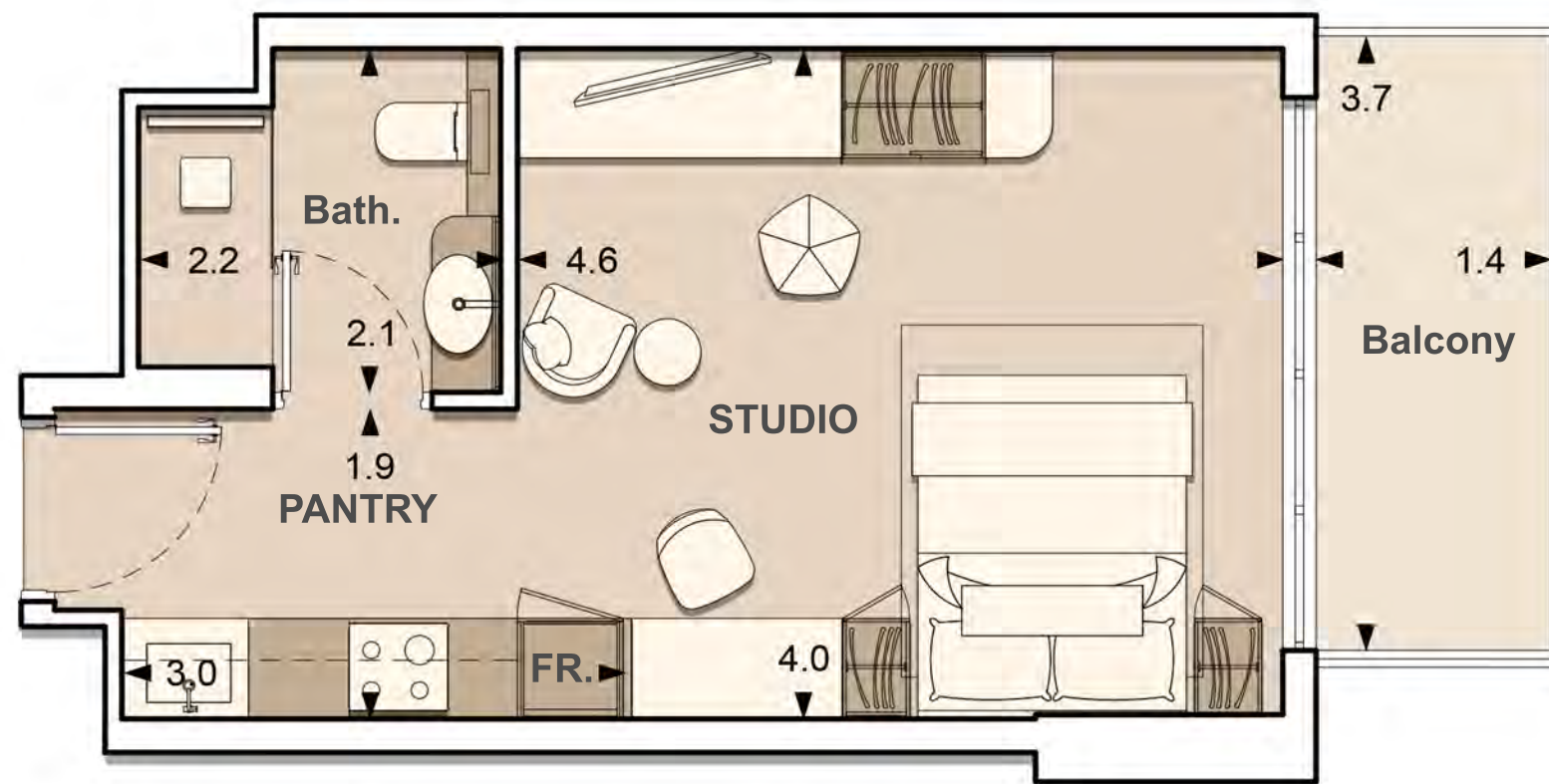
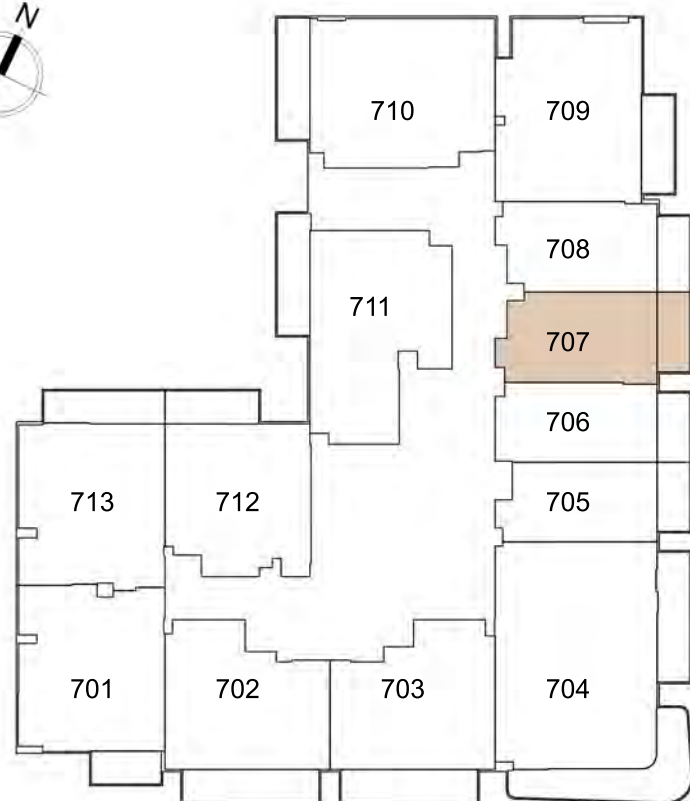


1. All dimensions are in imperial and metric, and measured to structural elements and exclude wall finishes and construction tolerances. 2. All materials, dimensions, and drawings are approximate only. 3. Information is subject to change without notice at developer's absolute discretion. 4. Actual area may vary from the stated area. 5. Drawings not to scale. 6. All images used are for illustrative purposes only and do not represent the actual size, features, specifications, fittings, and furnishings. 7. The developer reserves the right to make revisions / alterations, at its absolute discretion, without any liability whatsoever.

LUME

UNIT : 707 STUDIO TYPE A

| | | |
|----------------|--------|--------|
| APARTMENT AREA | 321.95 | SQ.FT. |
| BALCONY AREA | 61.03 | SQ.FT. |
| TOTAL AREA | 382.98 | SQ.FT. |

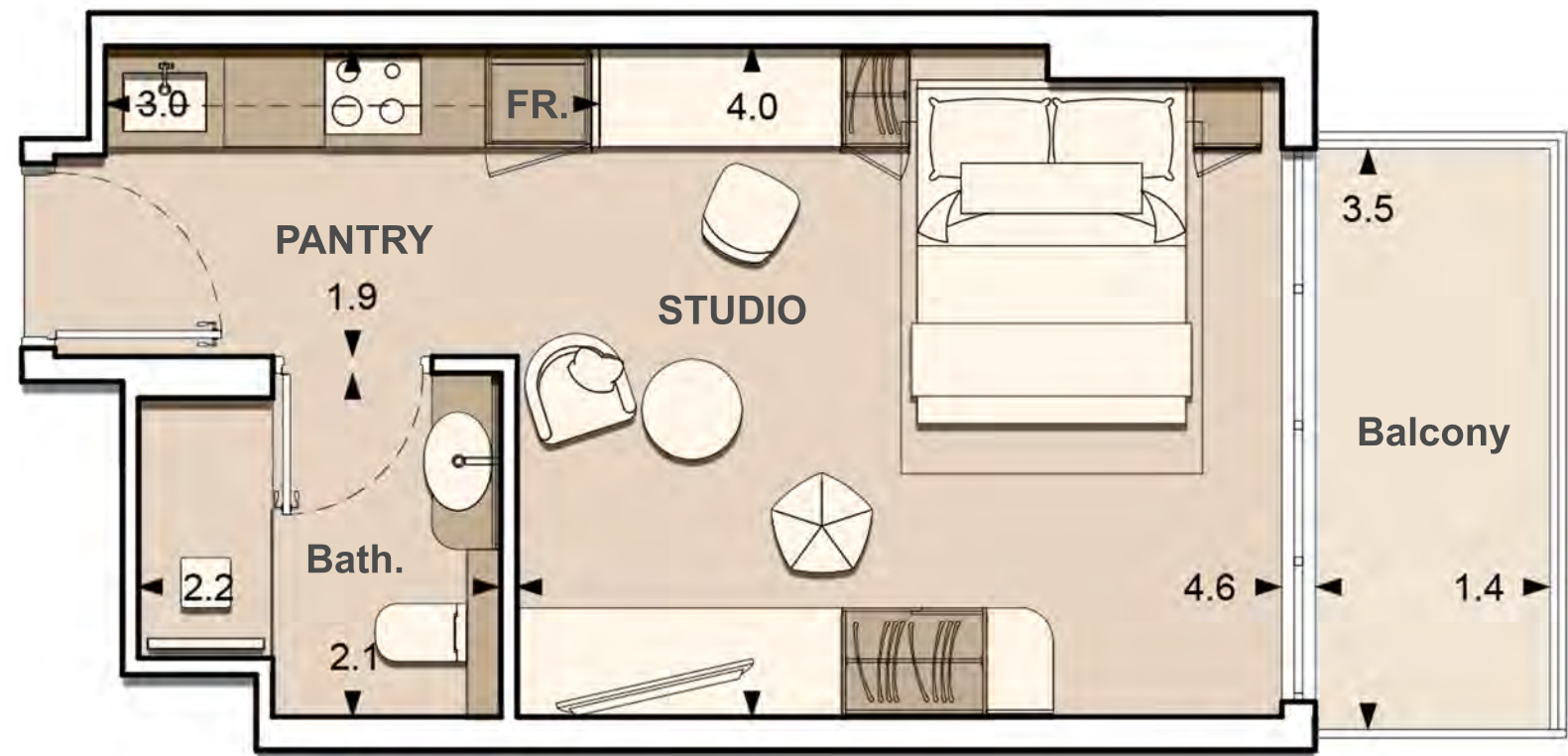
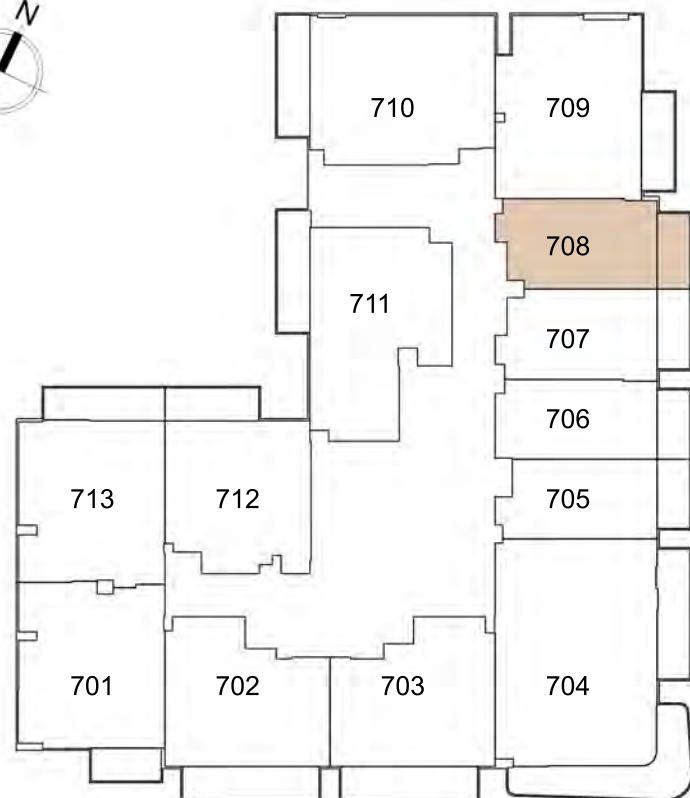


1. All dimensions are in imperial and metric, and measured to structural elements and exclude wall finishes and construction tolerances. 2. All materials, dimensions, and drawings are approximate only. 3. Information is subject to change without notice at developer's absolute discretion. 4. Actual area may vary from the stated area. 5. Drawings not to scale. 6. All images used are for illustrative purposes only and do not represent the actual size, features, specifications, fittings, and furnishings. 7. The developer reserves the right to make revisions / alterations, at its absolute discretion, without any liability whatsoever.

LUME

UNIT : 708 STUDIO TYPE A

| | | |
|----------------|--------|--------|
| APARTMENT AREA | 319.58 | SQ.FT. |
| BALCONY AREA | 57.69 | SQ.FT. |
| TOTAL AREA | 377.28 | SQ.FT. |

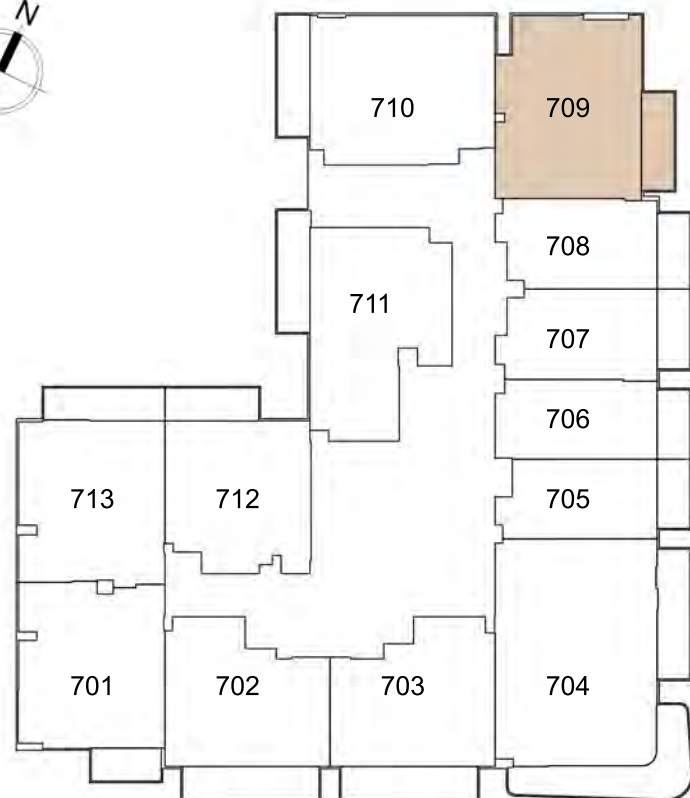


1. All dimensions are in imperial and metric, and measured to structural elements and exclude wall finishes and construction tolerances. 2. All materials, dimensions, and drawings are approximate only. 3. Information is subject to change without notice at developer's absolute discretion. 4. Actual area may vary from the stated area. 5. Drawings not to scale. 6. All images used are for illustrative purposes only and do not represent the actual size, features, specifications, fittings, and furnishings. 7. The developer reserves the right to make revisions / alterations, at its absolute discretion, without any liability whatsoever.

LUME

UNIT : 709 1 - BEDROOM TYPE C

| | | |
|----------------|--------|--------|
| APARTMENT AREA | 601.81 | SQ.FT. |
| BALCONY AREA | 74.70 | SQ.FT. |
| TOTAL AREA | 676.51 | SQ.FT. |

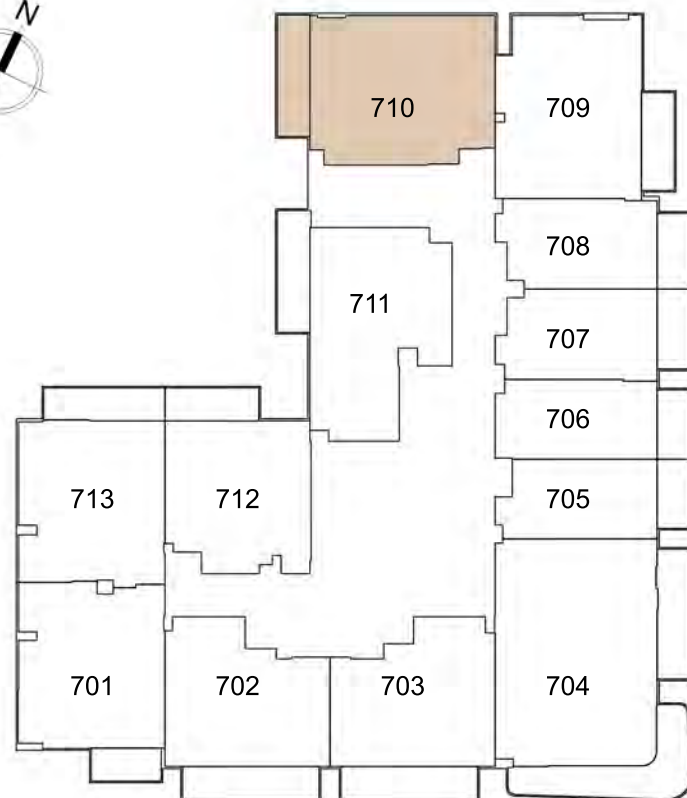


1. All dimensions are in imperial and metric, and measured to structural elements and exclude wall finishes and construction tolerances. 2. All materials, dimensions, and drawings are approximate only. 3. Information is subject to change without notice at developer's absolute discretion. 4. Actual area may vary from the stated area. 5. Drawings not to scale. 6. All images used are for illustrative purposes only and do not represent the actual size, features, specifications, fittings, and furnishings. 7. The developer reserves the right to make revisions / alterations, at its absolute discretion, without any liability whatsoever.

LUME

UNIT : 710 1 - BEDROOM TYPE D

| | | |
|----------------|--------|--------|
| APARTMENT AREA | 622.37 | SQ.FT. |
| BALCONY AREA | 92.78 | SQ.FT. |
| TOTAL AREA | 715.15 | SQ.FT. |

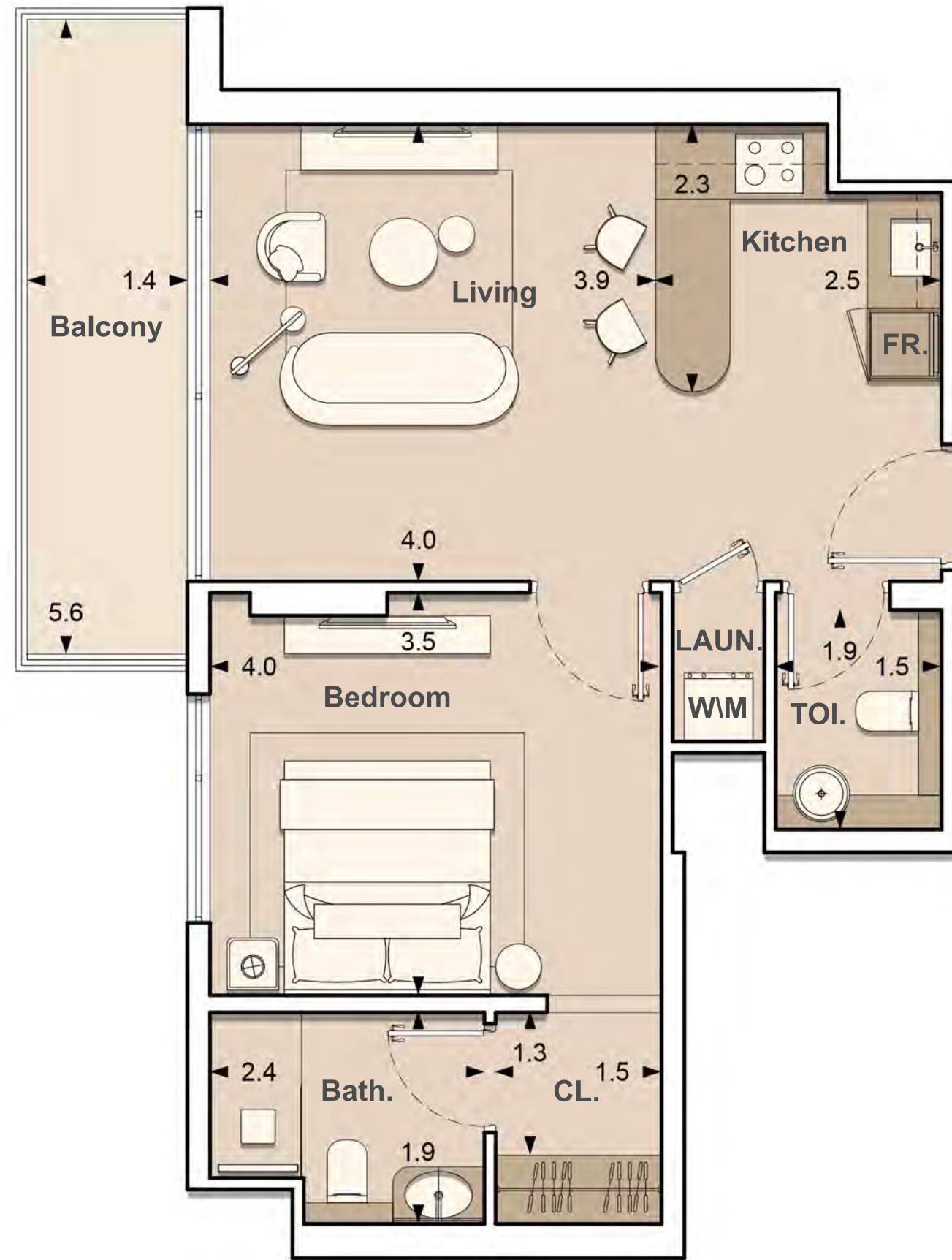
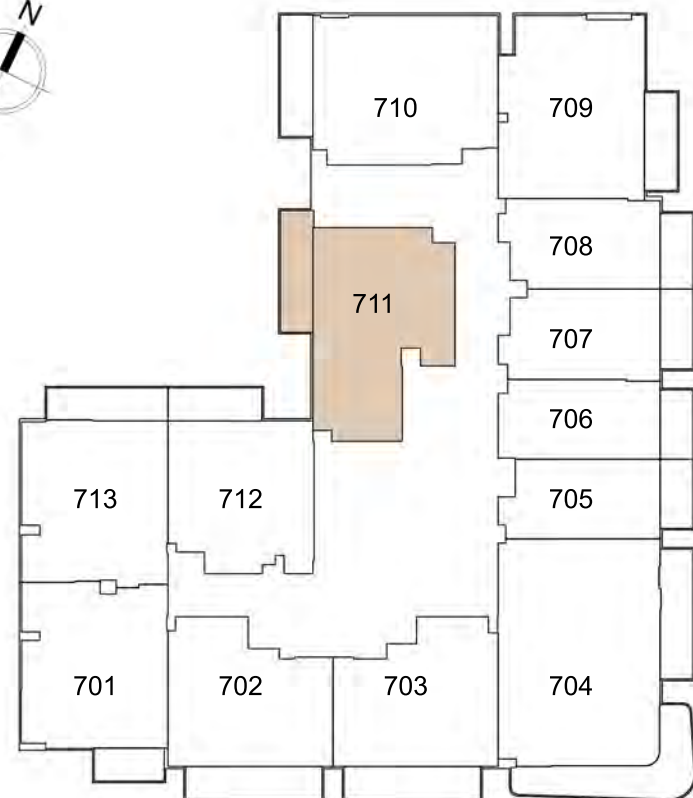


1. All dimensions are in imperial and metric, and measured to structural elements and exclude wall finishes and construction tolerances. 2. All materials, dimensions, and drawings are approximate only. 3. Information is subject to change without notice at developer's absolute discretion. 4. Actual area may vary from the stated area. 5. Drawings not to scale. 6. All images used are for illustrative purposes only and do not represent the actual size, features, specifications, fittings, and furnishings. 7. The developer reserves the right to make revisions / alterations, at its absolute discretion, without any liability whatsoever.

LUME

UNIT : 711 1 - BEDROOM TYPE E

| | | |
|----------------|--------|--------|
| APARTMENT AREA | 591.91 | SQ.FT. |
| BALCONY AREA | 93.22 | SQ.FT. |
| TOTAL AREA | 685.12 | SQ.FT. |

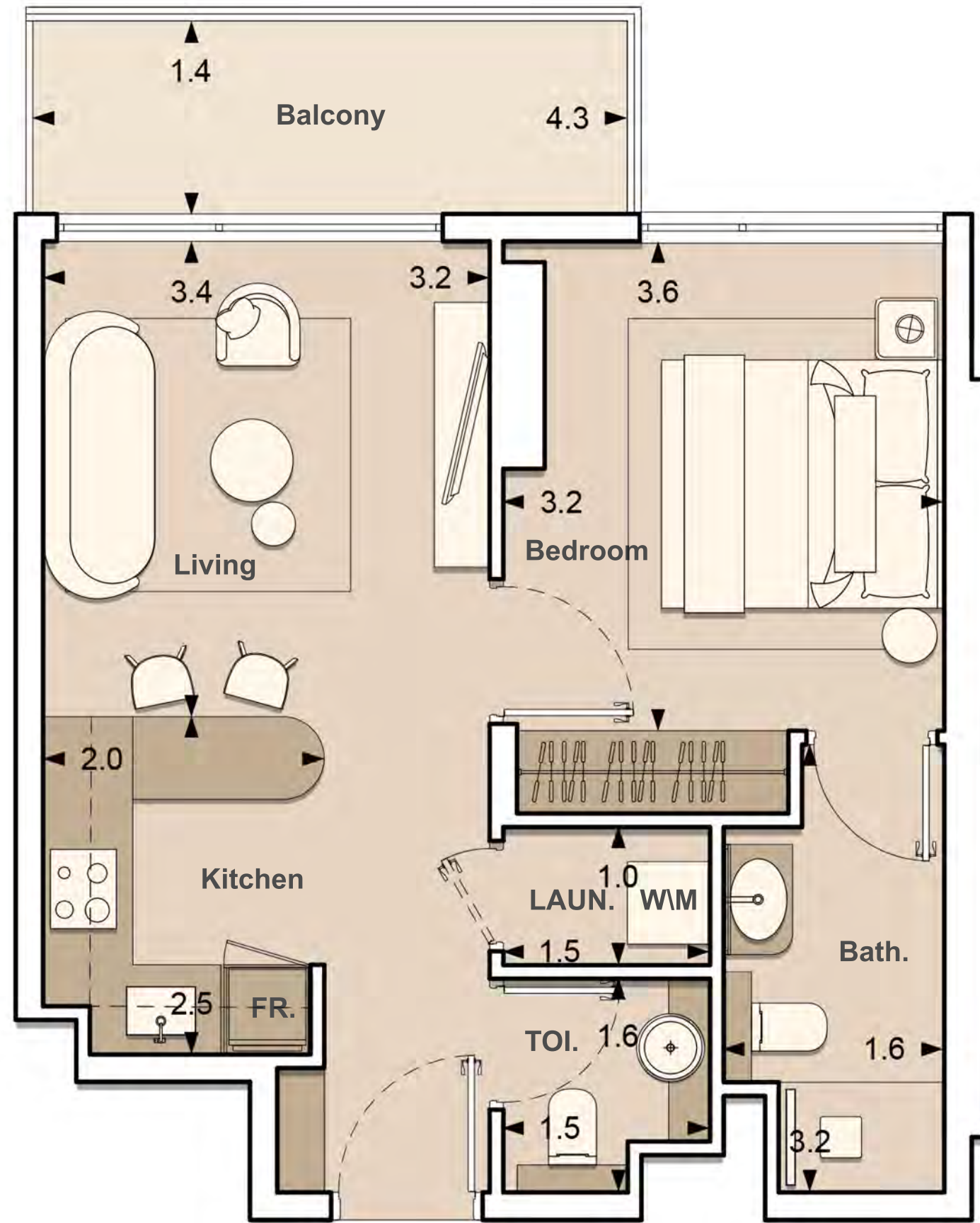
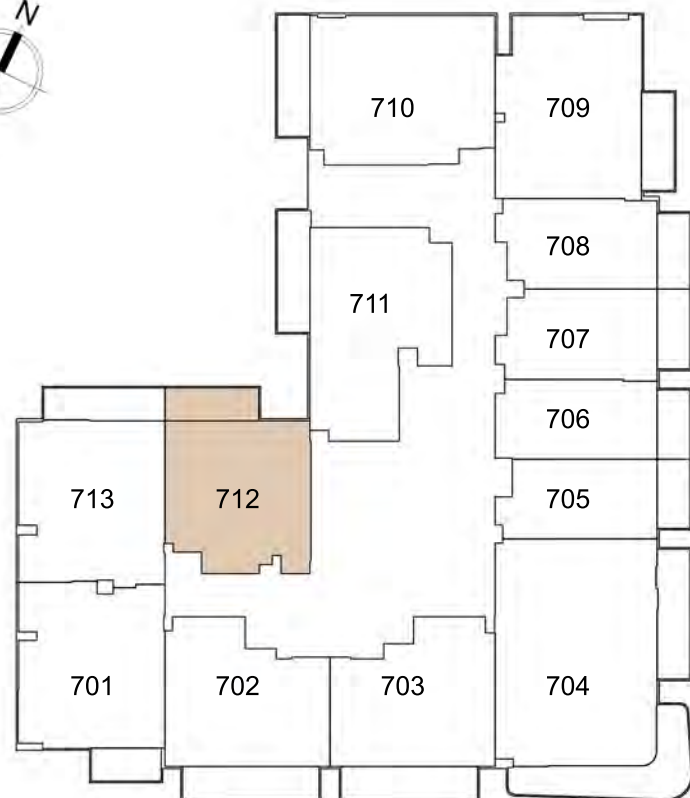


1. All dimensions are in imperial and metric, and measured to structural elements and exclude wall finishes and construction tolerances. 2. All materials, dimensions, and drawings are approximate only. 3. Information is subject to change without notice at developer's absolute discretion. 4. Actual area may vary from the stated area. 5. Drawings not to scale. 6. All images used are for illustrative purposes only and do not represent the actual size, features, specifications, fittings, and furnishings. 7. The developer reserves the right to make revisions / alterations, at its absolute discretion, without any liability whatsoever.

LUME

UNIT : 712 1 - BEDROOM TYPE F

| | | |
|----------------|--------|--------|
| APARTMENT AREA | 491.70 | SQ.FT. |
| BALCONY AREA | 71.69 | SQ.FT. |
| TOTAL AREA | 563.38 | SQ.FT. |

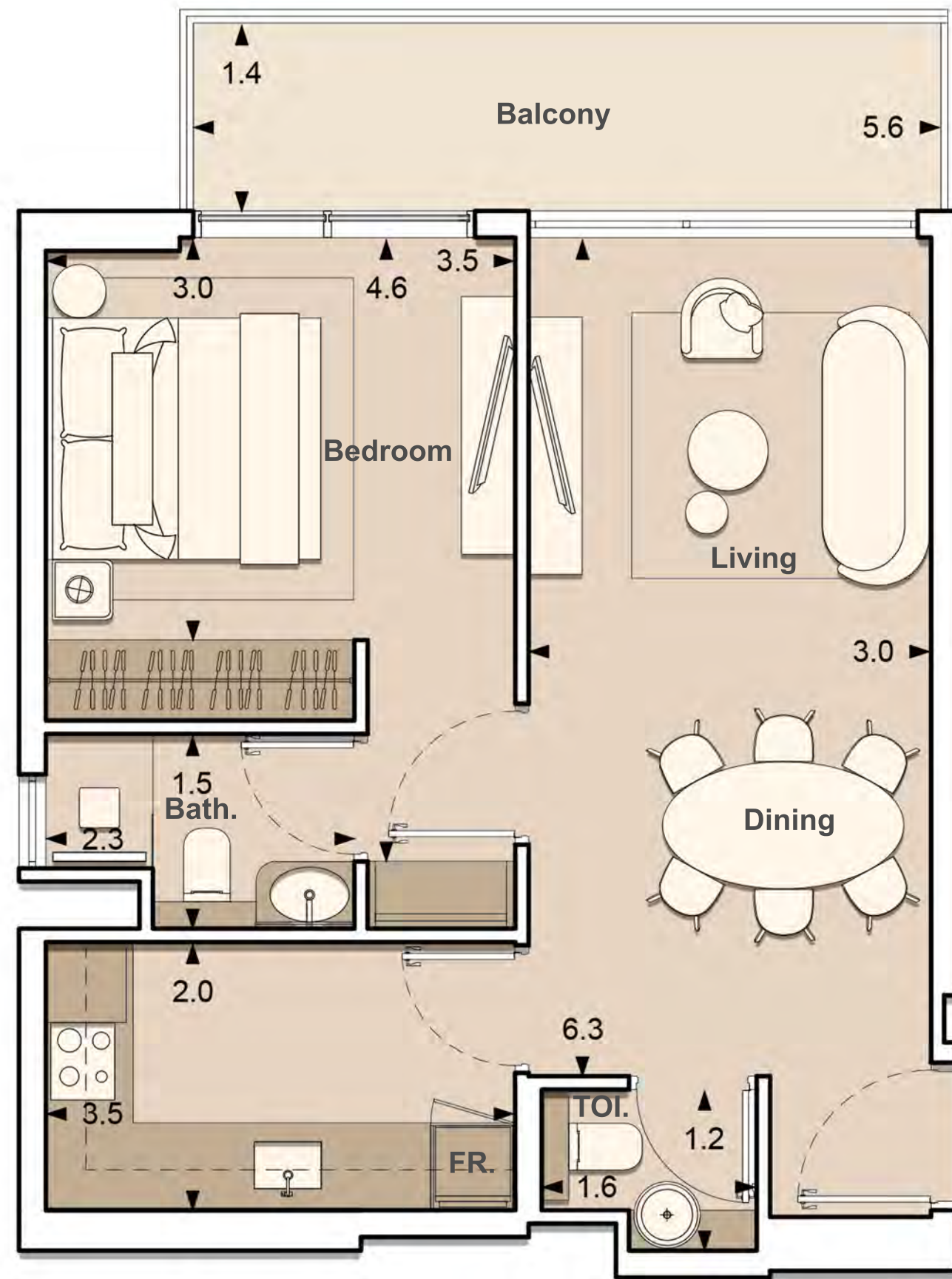
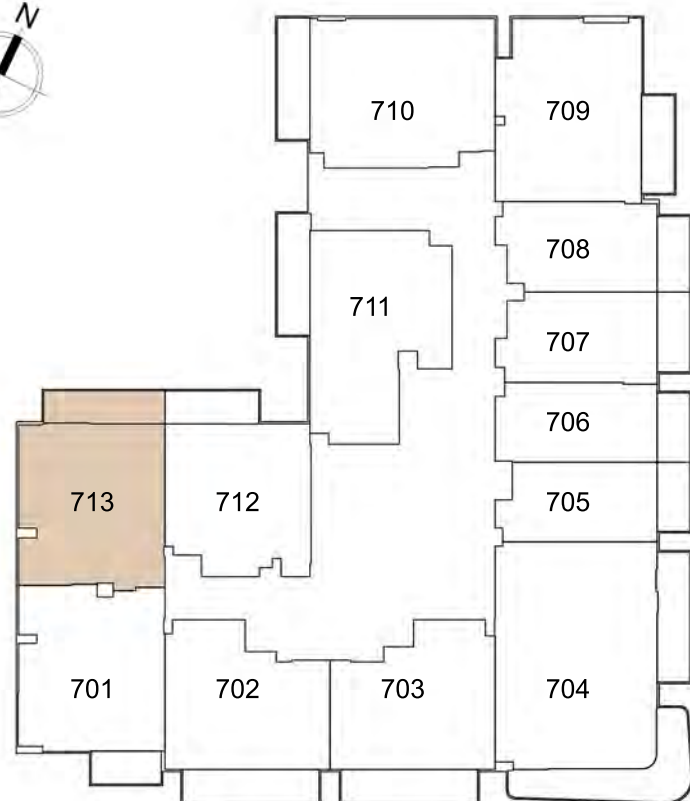


1. All dimensions are in imperial and metric, and measured to structural elements and exclude wall finishes and construction tolerances. 2. All materials, dimensions, and drawings are approximate only. 3. Information is subject to change without notice at developer's absolute discretion. 4. Actual area may vary from the stated area. 5. Drawings not to scale. 6. All images used are for illustrative purposes only and do not represent the actual size, features, specifications, fittings, and furnishings. 7. The developer reserves the right to make revisions / alterations, at its absolute discretion, without any liability whatsoever.

LUME

UNIT : 713 1 - BEDROOM TYPE G

| | |
|----------------|---------------|
| APARTMENT AREA | 547.88 SQ.FT. |
| BALCONY AREA | 91.28 SQ.FT. |
| TOTAL AREA | 639.16 SQ.FT. |



1. All dimensions are in imperial and metric, and measured to structural elements and exclude wall finishes and construction tolerances. 2. All materials, dimensions, and drawings are approximate only. 3. Information is subject to change without notice at developer's absolute discretion. 4. Actual area may vary from the stated area. 5. Drawings not to scale. 6. All images used are for illustrative purposes only and do not represent the actual size, features, specifications, fittings, and furnishings. 7. The developer reserves the right to make revisions / alterations, at its absolute discretion, without any liability whatsoever.

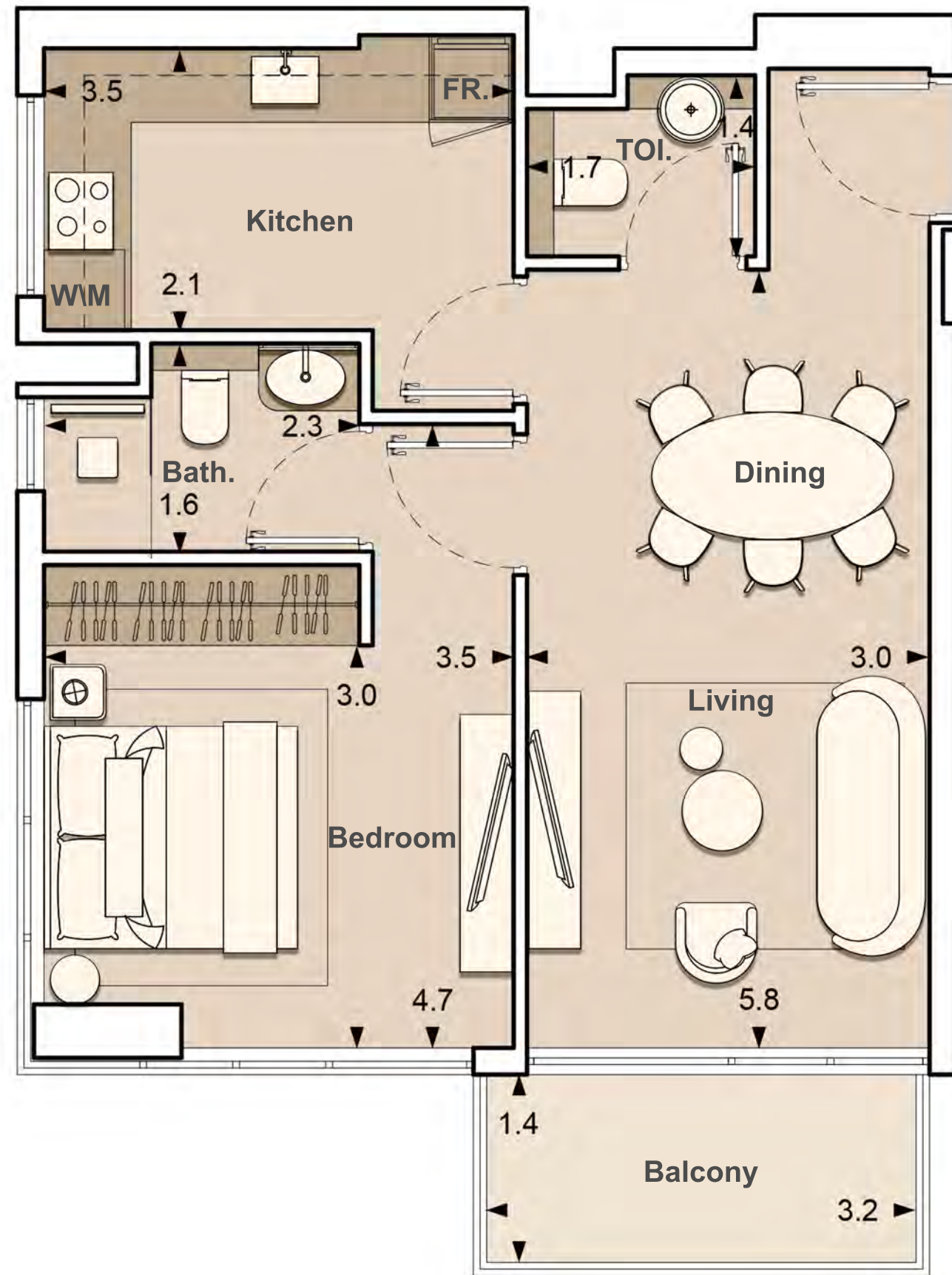
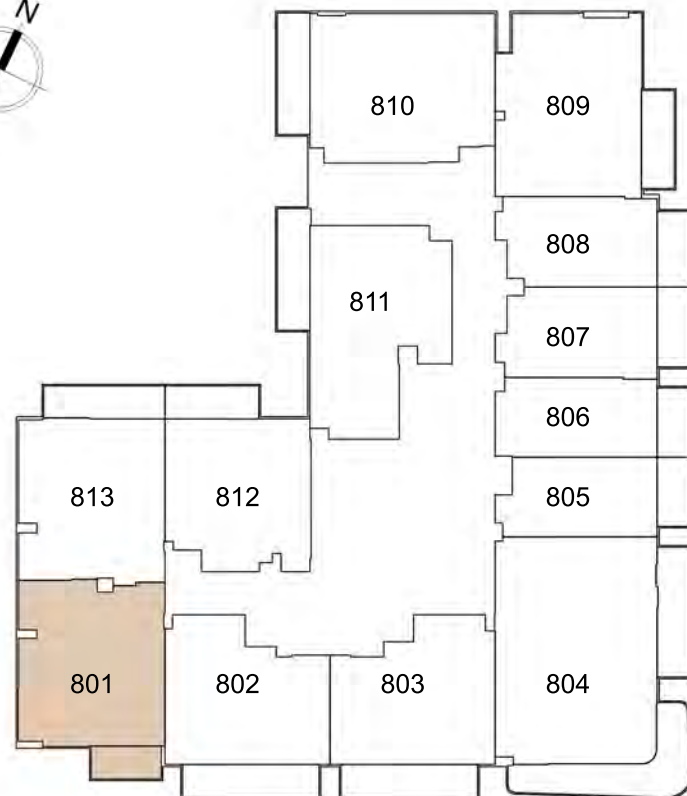


8TH FLOOR

LUME

UNIT : 801 1 - BEDROOM TYPE B

| | | |
|----------------|--------|--------|
| APARTMENT AREA | 550.04 | SQ.FT. |
| BALCONY AREA | 53.39 | SQ.FT. |
| TOTAL AREA | 603.42 | SQ.FT. |

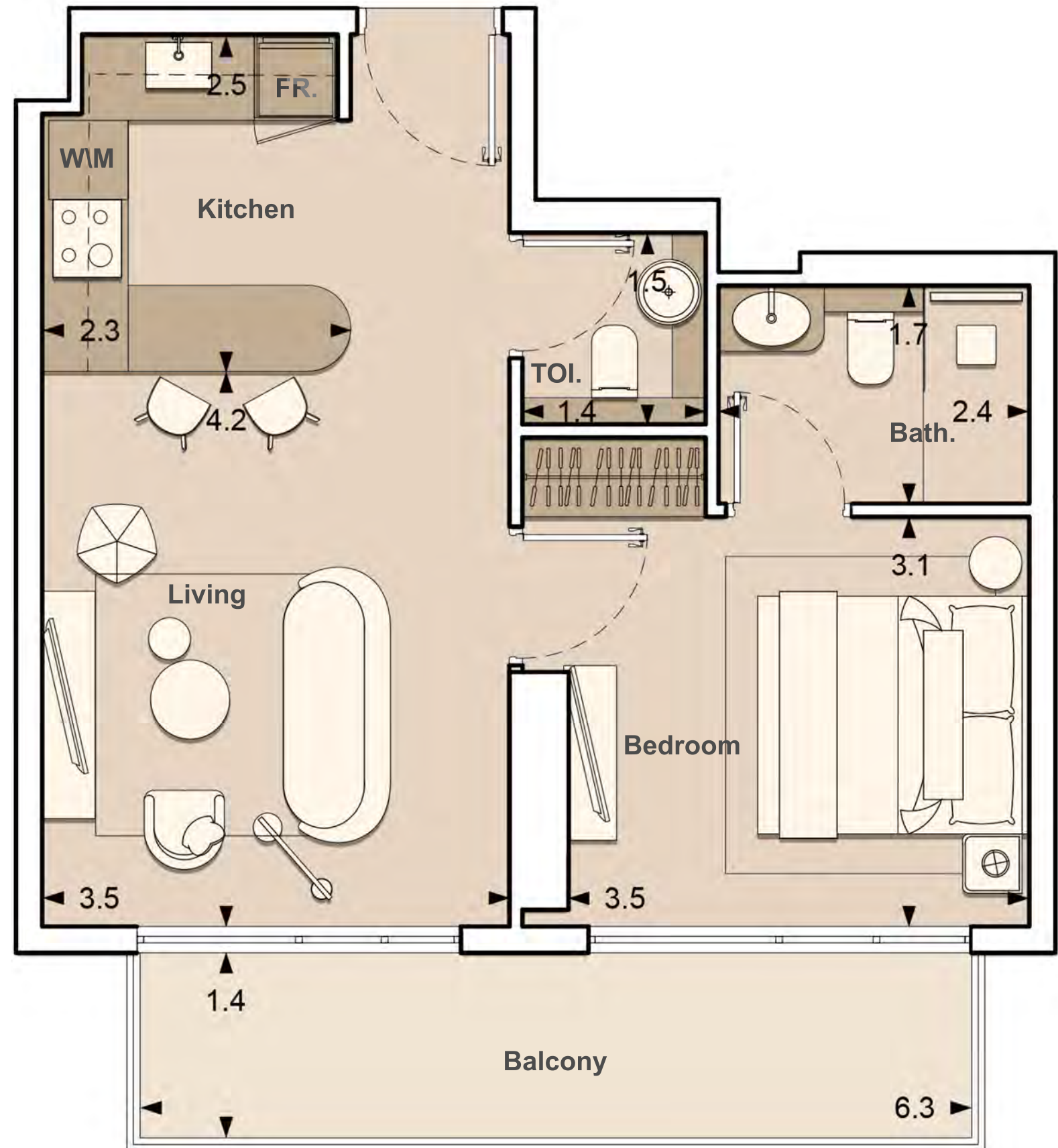
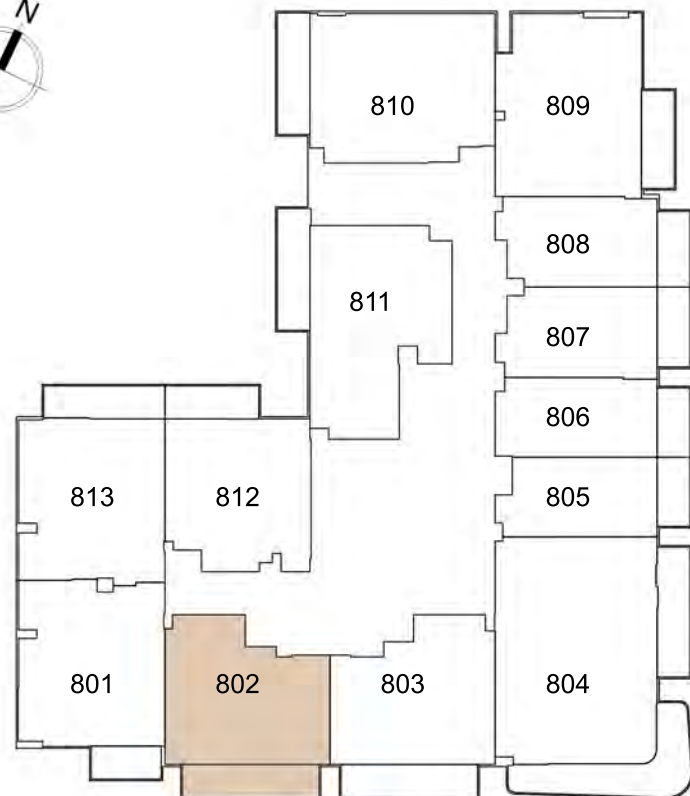


1. All dimensions are in imperial and metric, and measured to structural elements and exclude wall finishes and construction tolerances. 2. All materials, dimensions, and drawings are approximate only. 3. Information is subject to change without notice at developer's absolute discretion. 4. Actual area may vary from the stated area. 5. Drawings not to scale. 6. All images used are for illustrative purposes only and do not represent the actual size, features, specifications, fittings, and furnishings. 7. The developer reserves the right to make revisions / alterations, at its absolute discretion, without any liability whatsoever.

LUME

UNIT : 802 1 - BEDROOM TYPE A

| | |
|----------------|---------------|
| APARTMENT AREA | 497.51 SQ.FT. |
| BALCONY AREA | 104.19 SQ.FT. |
| TOTAL AREA | 601.70 SQ.FT. |

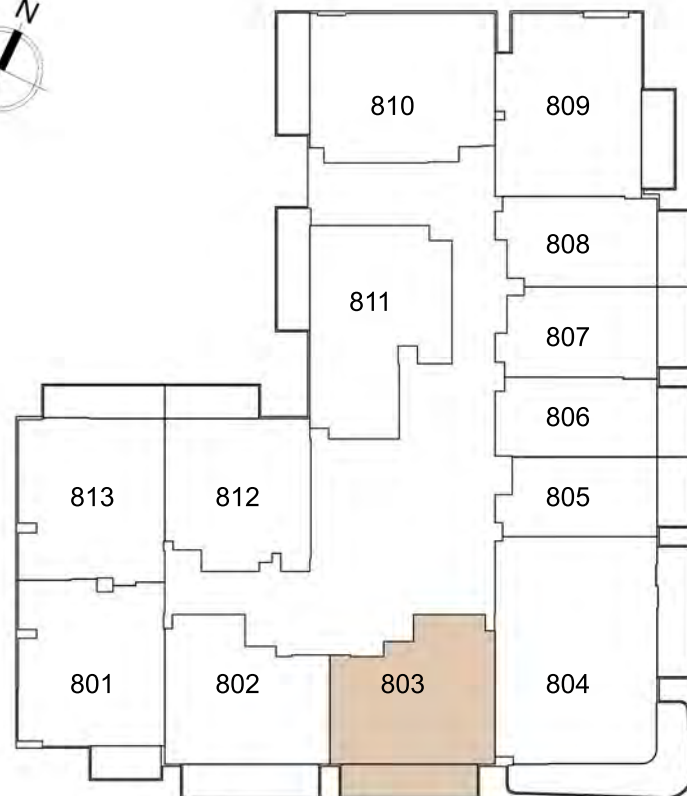


1. All dimensions are in imperial and metric, and measured to structural elements and exclude wall finishes and construction tolerances. 2. All materials, dimensions, and drawings are approximate only. 3. Information is subject to change without notice at developer's absolute discretion. 4. Actual area may vary from the stated area. 5. Drawings not to scale. 6. All images used are for illustrative purposes only and do not represent the actual size, features, specifications, fittings, and furnishings. 7. The developer reserves the right to make revisions / alterations, at its absolute discretion, without any liability whatsoever.

LUME

UNIT : 803 1 - BEDROOM TYPE A

| | | |
|----------------|--------|--------|
| APARTMENT AREA | 499.77 | SQ.FT. |
| BALCONY AREA | 104.19 | SQ.FT. |
| TOTAL AREA | 603.96 | SQ.FT. |

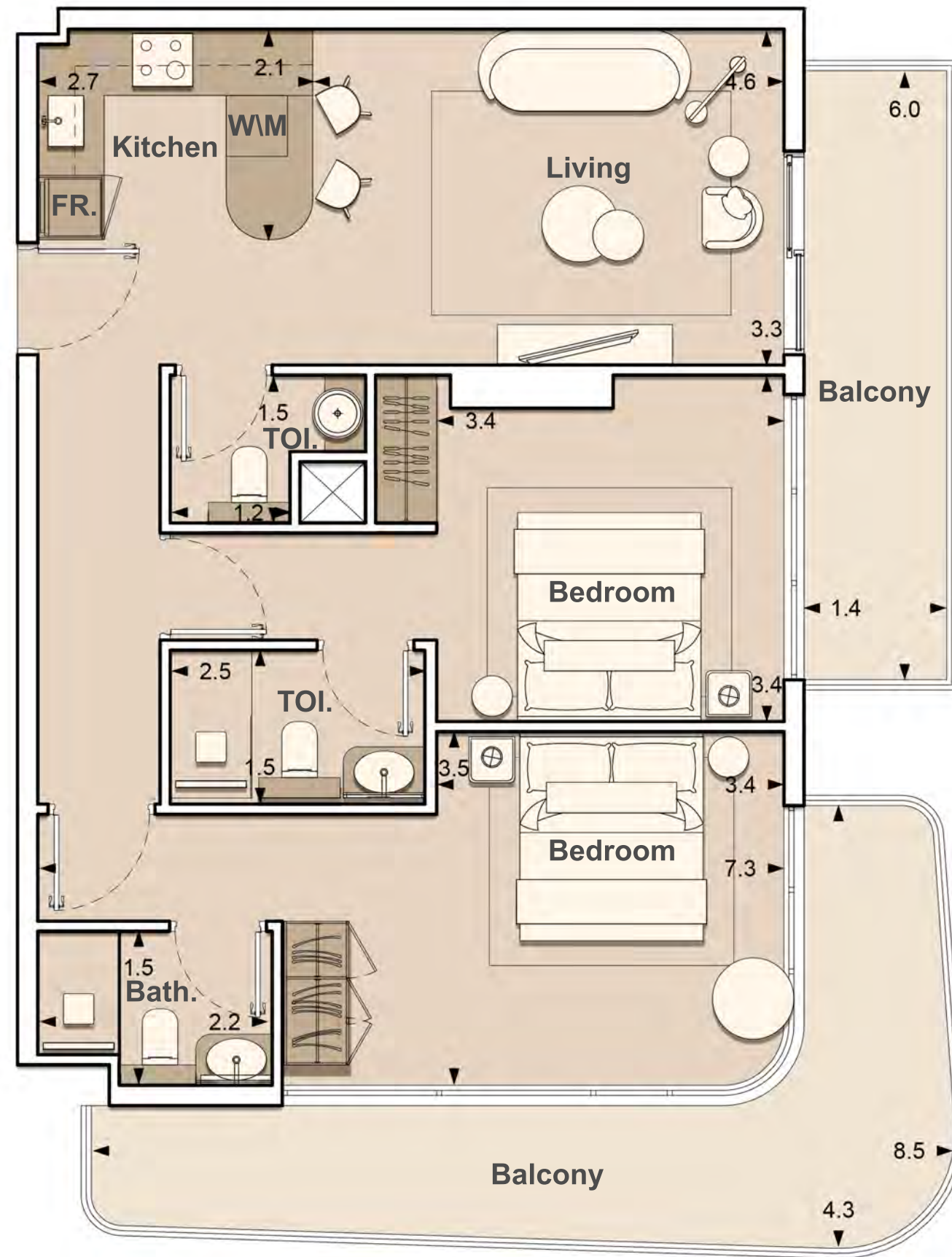
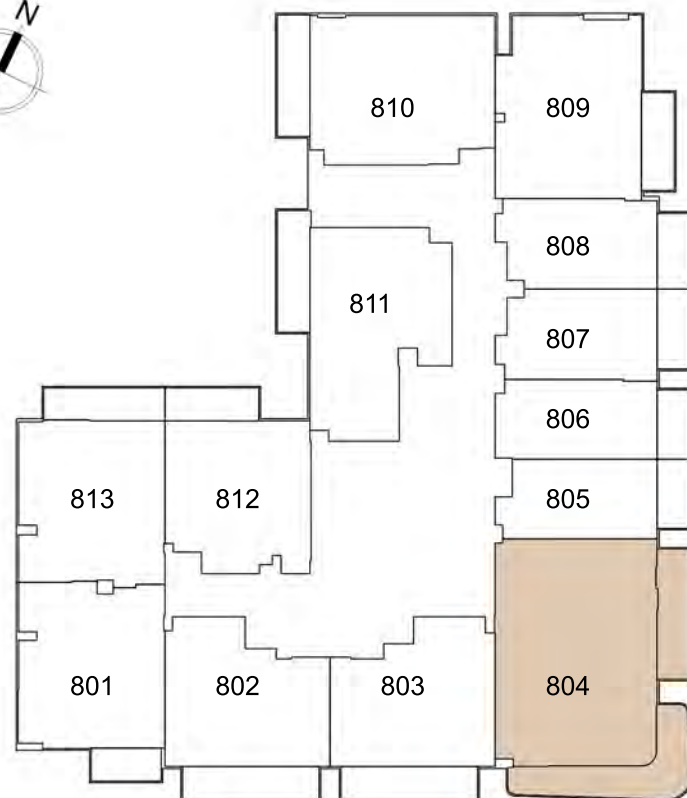


1. All dimensions are in imperial and metric, and measured to structural elements and exclude wall finishes and construction tolerances. 2. All materials, dimensions, and drawings are approximate only. 3. Information is subject to change without notice at developer's absolute discretion. 4. Actual area may vary from the stated area. 5. Drawings not to scale. 6. All images used are for illustrative purposes only and do not represent the actual size, features, specifications, fittings, and furnishings. 7. The developer reserves the right to make revisions / alterations, at its absolute discretion, without any liability whatsoever.

LUME

UNIT : 804 2 - BEDROOM TYPE A

| | | |
|----------------|---------|--------|
| APARTMENT AREA | 843.57 | SQ.FT. |
| BALCONY AREA | 274.80 | SQ.FT. |
| TOTAL AREA | 1118.37 | SQ.FT. |

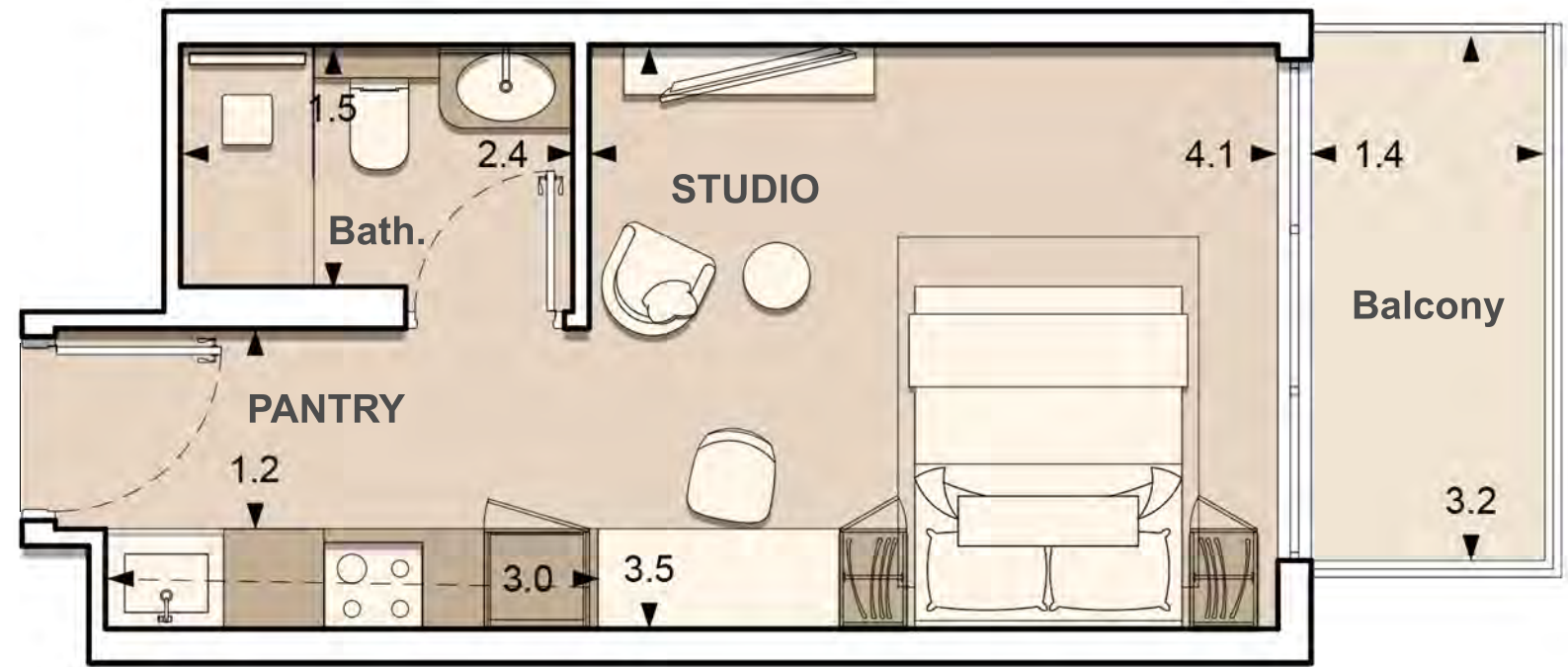
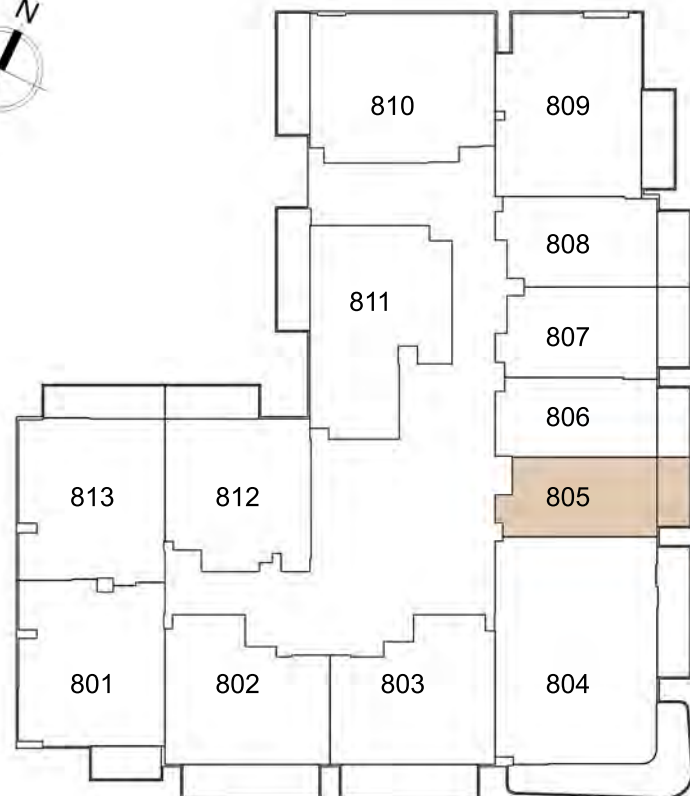


1. All dimensions are in imperial and metric, and measured to structural elements and exclude wall finishes and construction tolerances. 2. All materials, dimensions, and drawings are approximate only. 3. Information is subject to change without notice at developer's absolute discretion. 4. Actual area may vary from the stated area. 5. Drawings not to scale. 6. All images used are for illustrative purposes only and do not represent the actual size, features, specifications, fittings, and furnishings. 7. The developer reserves the right to make revisions / alterations, at its absolute discretion, without any liability whatsoever.

LUME

UNIT : 805 STUDIO TYPE C

| | |
|----------------|---------------|
| APARTMENT AREA | 282.34 SQ.FT. |
| BALCONY AREA | 52.74 SQ.FT. |
| TOTAL AREA | 335.08 SQ.FT. |

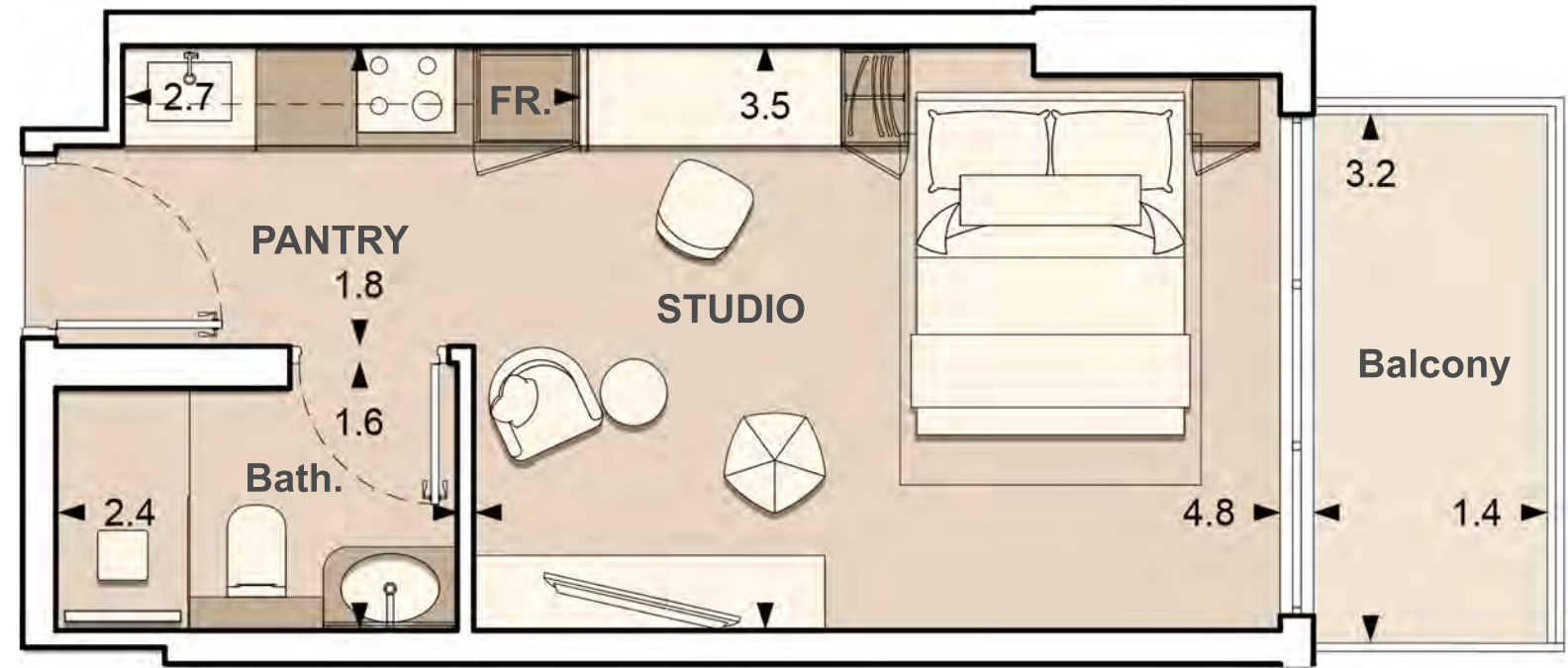
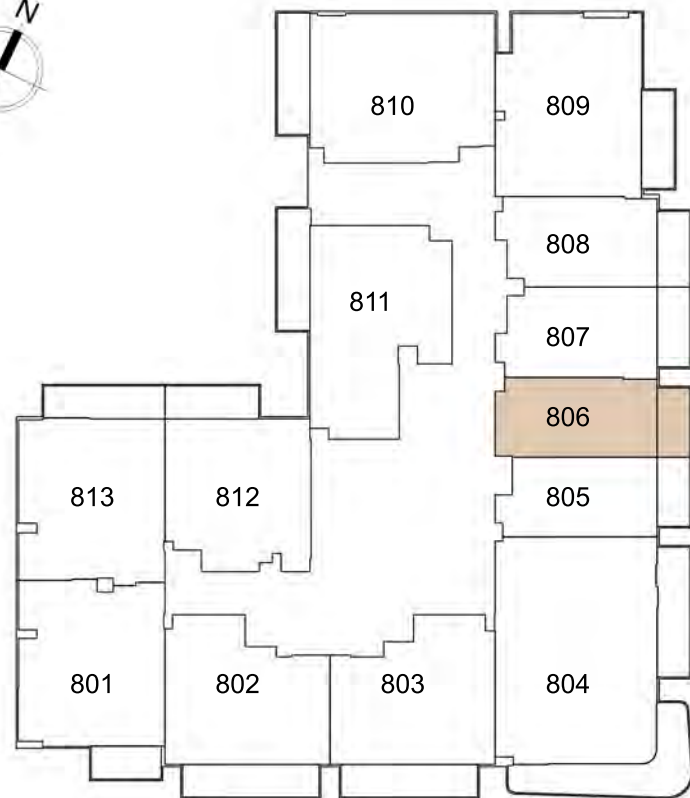


1. All dimensions are in imperial and metric, and measured to structural elements and exclude wall finishes and construction tolerances. 2. All materials, dimensions, and drawings are approximate only. 3. Information is subject to change without notice at developer's absolute discretion. 4. Actual area may vary from the stated area. 5. Drawings not to scale. 6. All images used are for illustrative purposes only and do not represent the actual size, features, specifications, fittings, and furnishings. 7. The developer reserves the right to make revisions / alterations, at its absolute discretion, without any liability whatsoever.

LUME

UNIT : 806 STUDIO TYPE B

| | | |
|----------------|--------|--------|
| APARTMENT AREA | 294.82 | SQ.FT. |
| BALCONY AREA | 52.74 | SQ.FT. |
| TOTAL AREA | 347.57 | SQ.FT. |

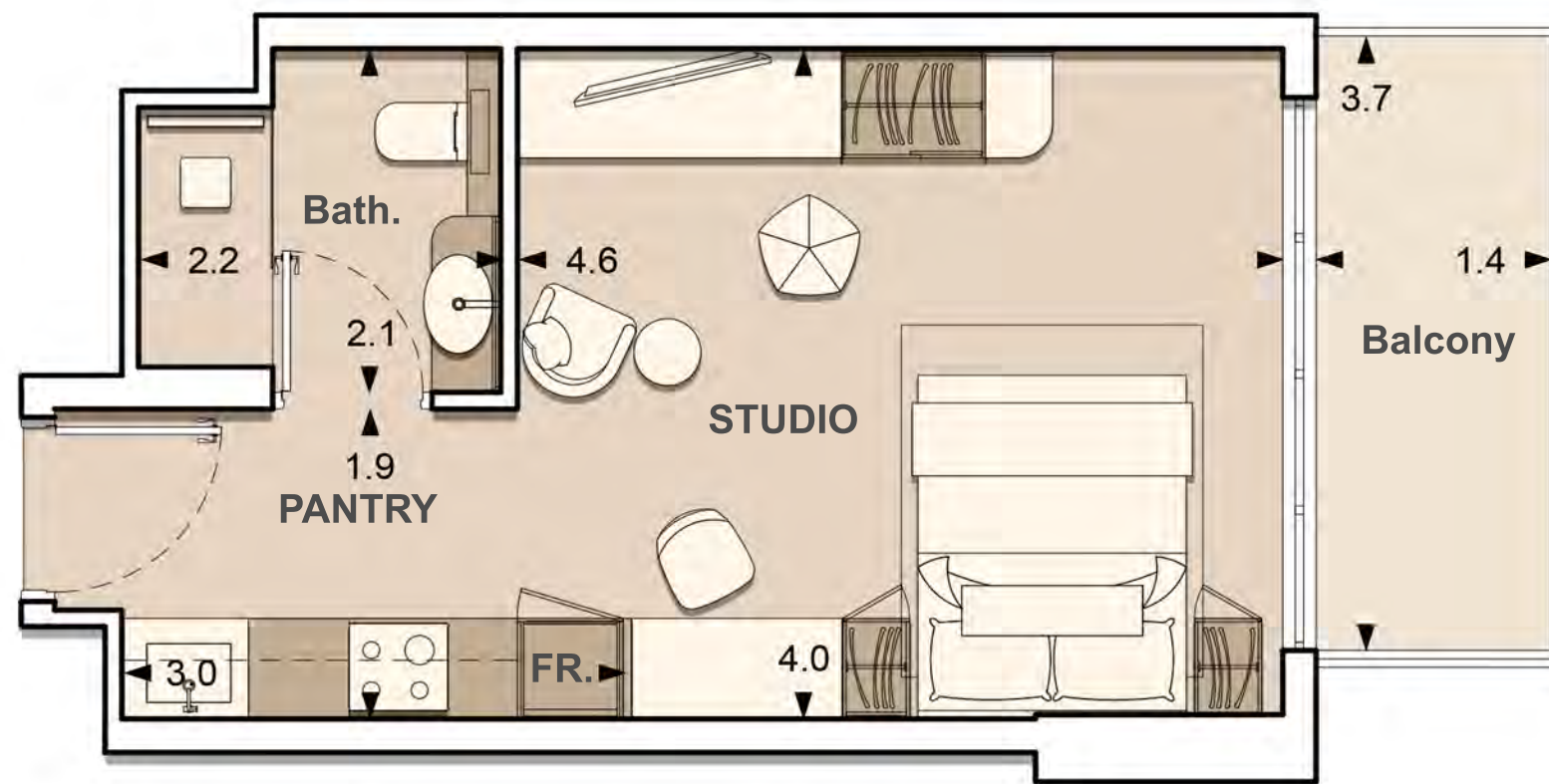
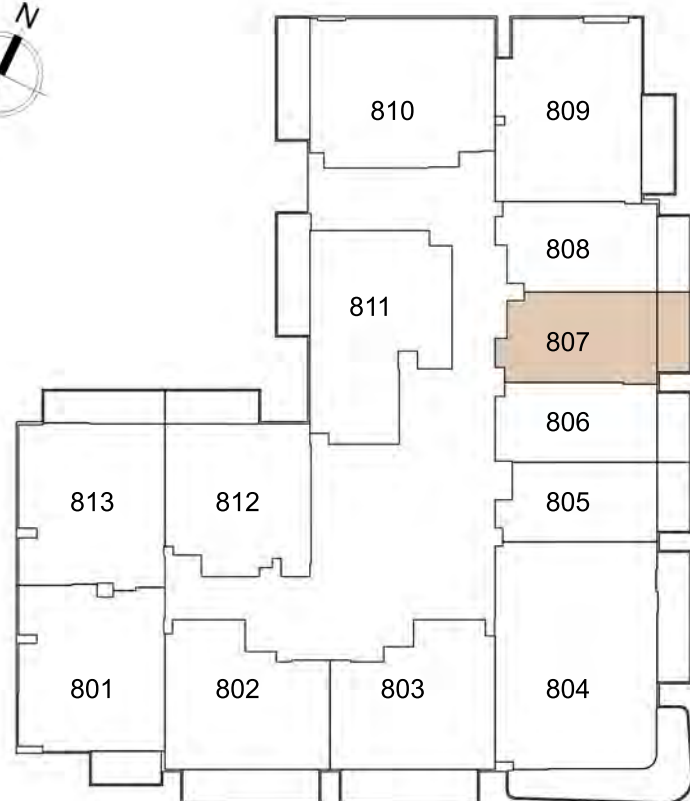


1. All dimensions are in imperial and metric, and measured to structural elements and exclude wall finishes and construction tolerances. 2. All materials, dimensions, and drawings are approximate only. 3. Information is subject to change without notice at developer's absolute discretion. 4. Actual area may vary from the stated area. 5. Drawings not to scale. 6. All images used are for illustrative purposes only and do not represent the actual size, features, specifications, fittings, and furnishings. 7. The developer reserves the right to make revisions / alterations, at its absolute discretion, without any liability whatsoever.

LUME

UNIT : 807 STUDIO TYPE A

| | | |
|----------------|--------|--------|
| APARTMENT AREA | 321.95 | SQ.FT. |
| BALCONY AREA | 61.03 | SQ.FT. |
| TOTAL AREA | 382.98 | SQ.FT. |

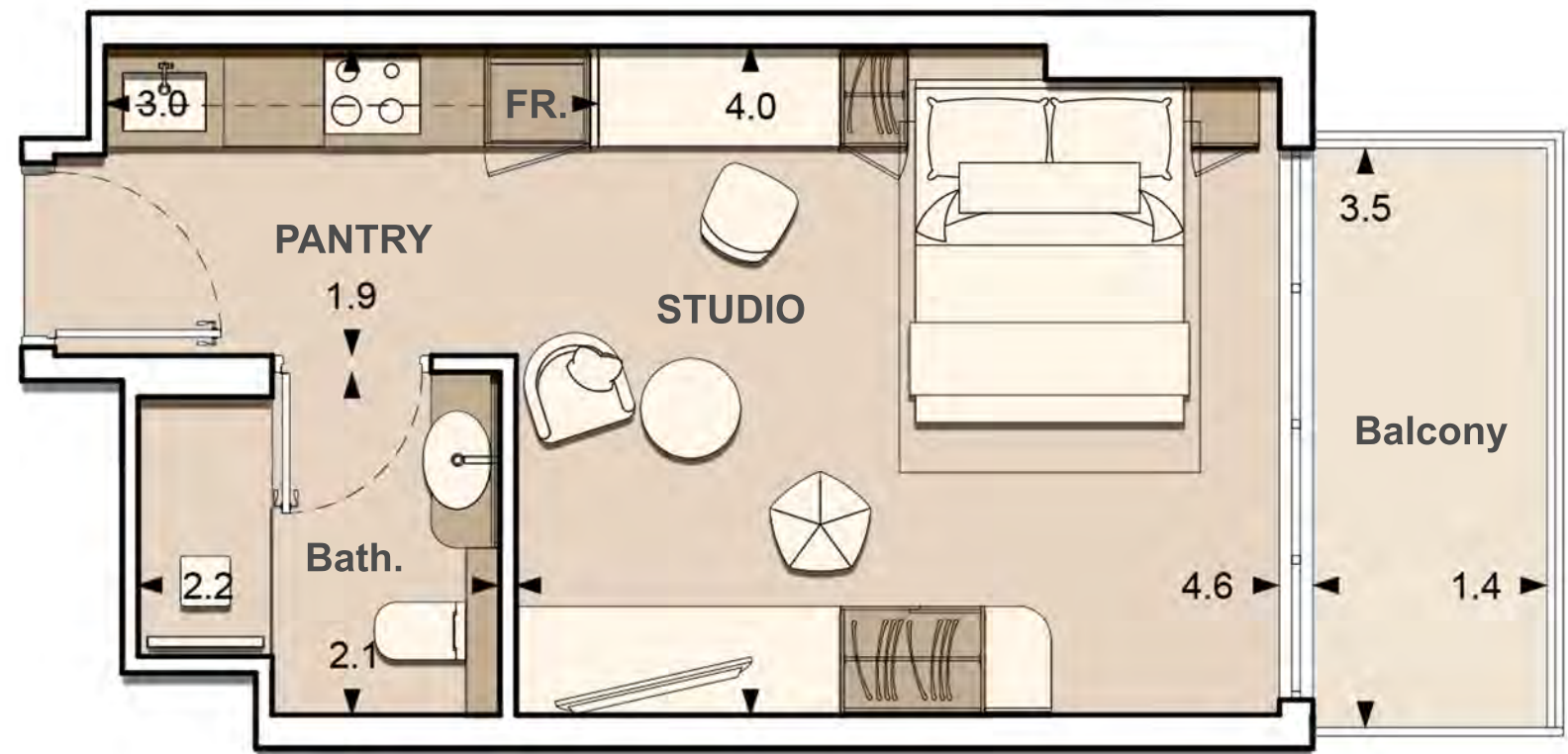
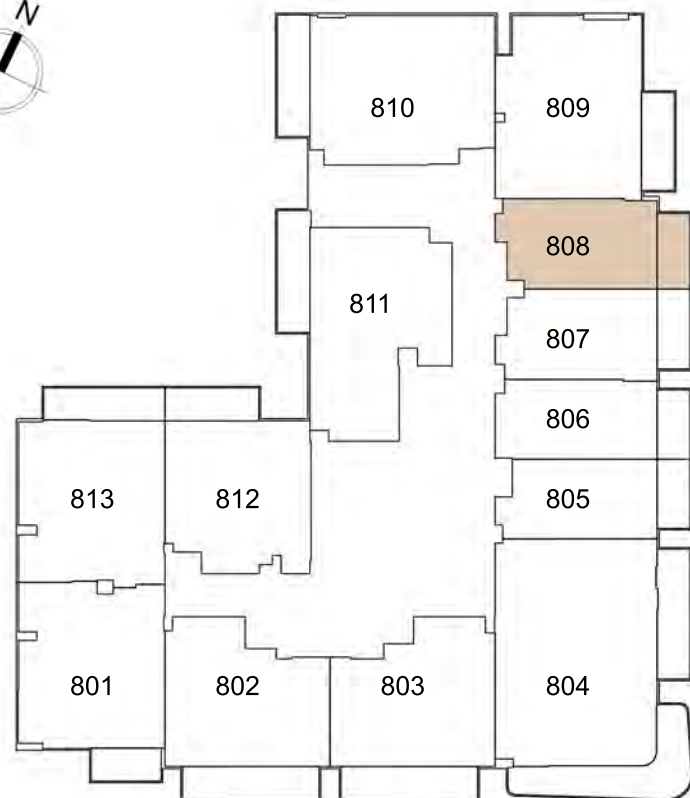


1. All dimensions are in imperial and metric, and measured to structural elements and exclude wall finishes and construction tolerances. 2. All materials, dimensions, and drawings are approximate only. 3. Information is subject to change without notice at developer's absolute discretion. 4. Actual area may vary from the stated area. 5. Drawings not to scale. 6. All images used are for illustrative purposes only and do not represent the actual size, features, specifications, fittings, and furnishings. 7. The developer reserves the right to make revisions / alterations, at its absolute discretion, without any liability whatsoever.

LUME

UNIT : 808 STUDIO TYPE A

| | | |
|----------------|--------|--------|
| APARTMENT AREA | 319.58 | SQ.FT. |
| BALCONY AREA | 57.69 | SQ.FT. |
| TOTAL AREA | 377.28 | SQ.FT. |

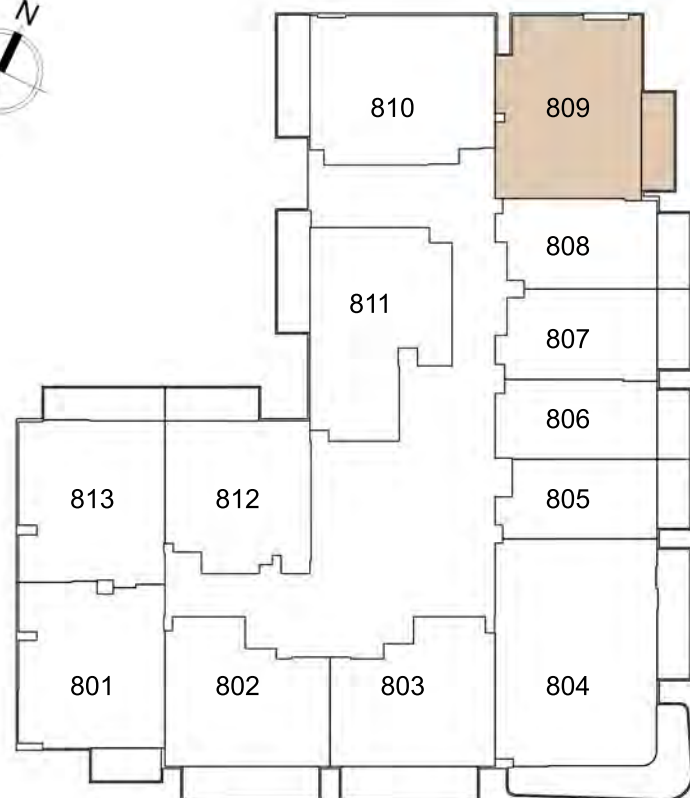


1. All dimensions are in imperial and metric, and measured to structural elements and exclude wall finishes and construction tolerances. 2. All materials, dimensions, and drawings are approximate only. 3. Information is subject to change without notice at developer's absolute discretion. 4. Actual area may vary from the stated area. 5. Drawings not to scale. 6. All images used are for illustrative purposes only and do not represent the actual size, features, specifications, fittings, and furnishings. 7. The developer reserves the right to make revisions / alterations, at its absolute discretion, without any liability whatsoever.

LUME

UNIT : 809 1 - BEDROOM TYPE C

| | | |
|----------------|--------|--------|
| APARTMENT AREA | 601.81 | SQ.FT. |
| BALCONY AREA | 74.70 | SQ.FT. |
| TOTAL AREA | 676.51 | SQ.FT. |

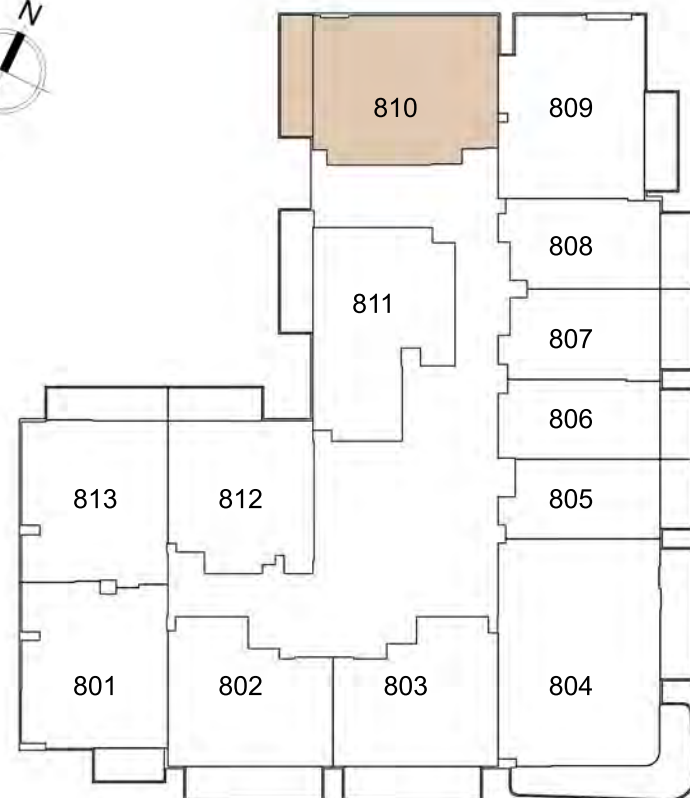


1. All dimensions are in imperial and metric, and measured to structural elements and exclude wall finishes and construction tolerances. 2. All materials, dimensions, and drawings are approximate only. 3. Information is subject to change without notice at developer's absolute discretion. 4. Actual area may vary from the stated area. 5. Drawings not to scale. 6. All images used are for illustrative purposes only and do not represent the actual size, features, specifications, fittings, and furnishings. 7. The developer reserves the right to make revisions / alterations, at its absolute discretion, without any liability whatsoever.

LUME

UNIT : 810 1 - BEDROOM TYPE D

| | | |
|----------------|--------|--------|
| APARTMENT AREA | 622.37 | SQ.FT. |
| BALCONY AREA | 92.78 | SQ.FT. |
| TOTAL AREA | 715.15 | SQ.FT. |

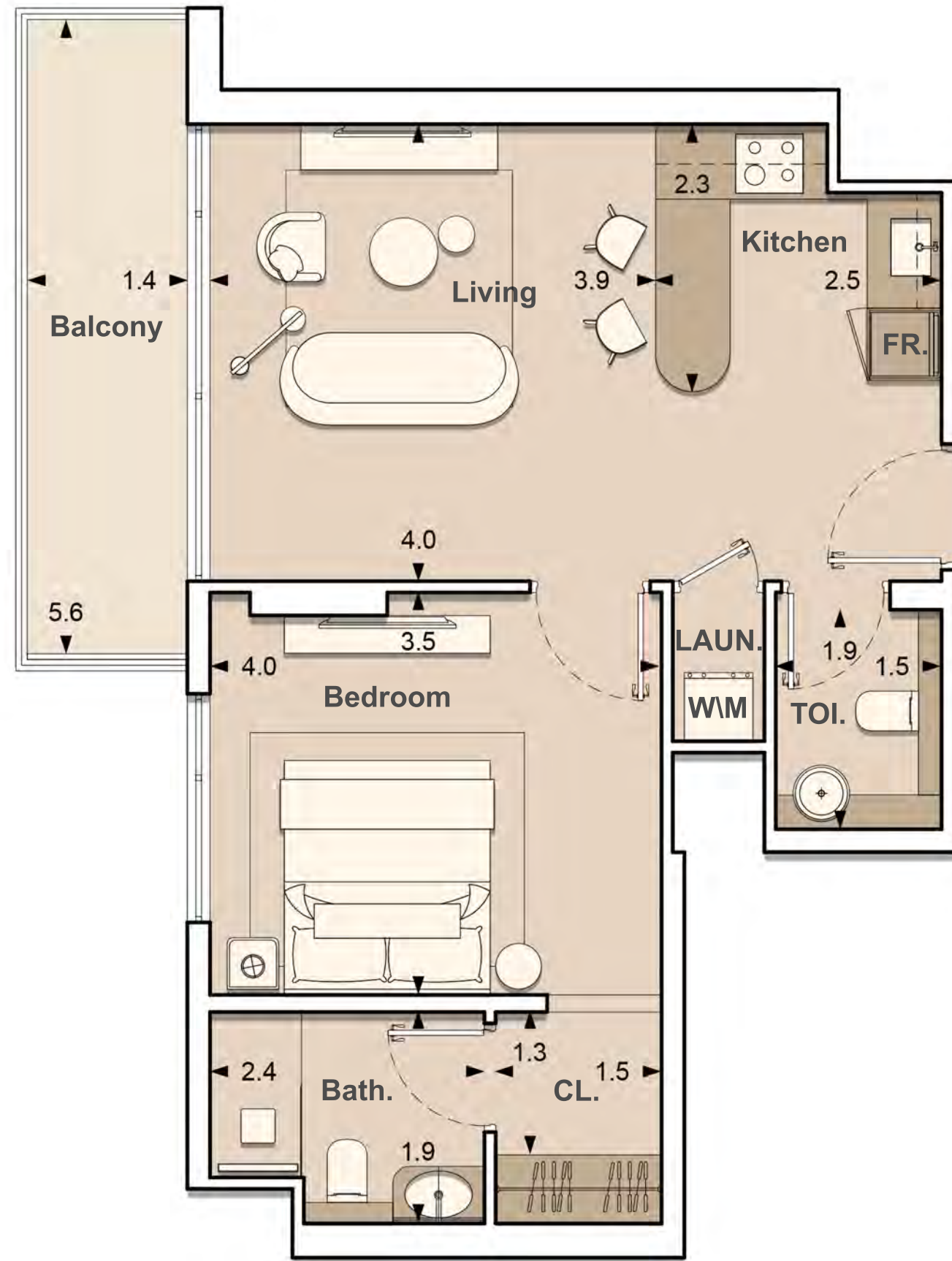
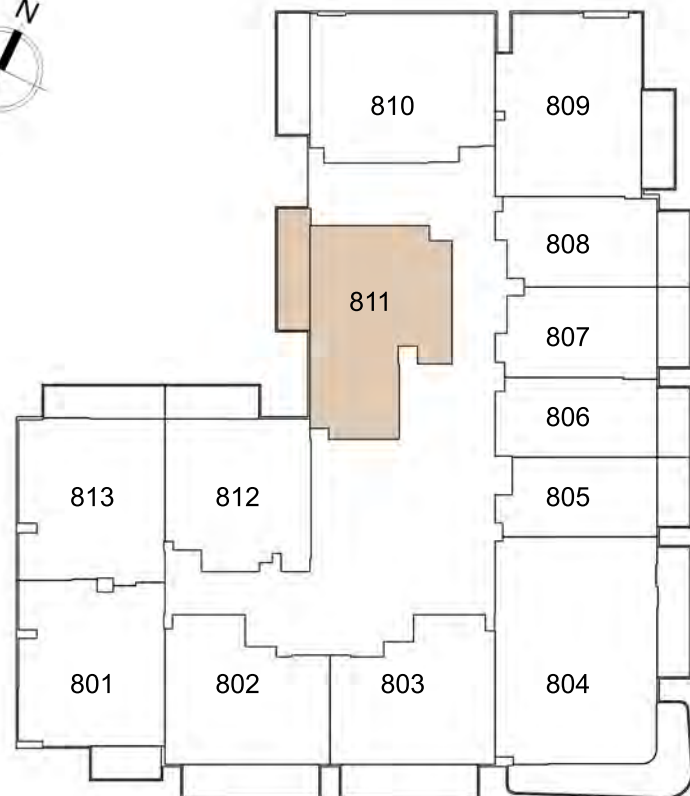


1. All dimensions are in imperial and metric, and measured to structural elements and exclude wall finishes and construction tolerances. 2. All materials, dimensions, and drawings are approximate only. 3. Information is subject to change without notice at developer's absolute discretion. 4. Actual area may vary from the stated area. 5. Drawings not to scale. 6. All images used are for illustrative purposes only and do not represent the actual size, features, specifications, fittings, and furnishings. 7. The developer reserves the right to make revisions / alterations, at its absolute discretion, without any liability whatsoever.

LUME

UNIT : 811 1 - BEDROOM TYPE E

| | | |
|----------------|--------|--------|
| APARTMENT AREA | 591.91 | SQ.FT. |
| BALCONY AREA | 93.22 | SQ.FT. |
| TOTAL AREA | 685.12 | SQ.FT. |

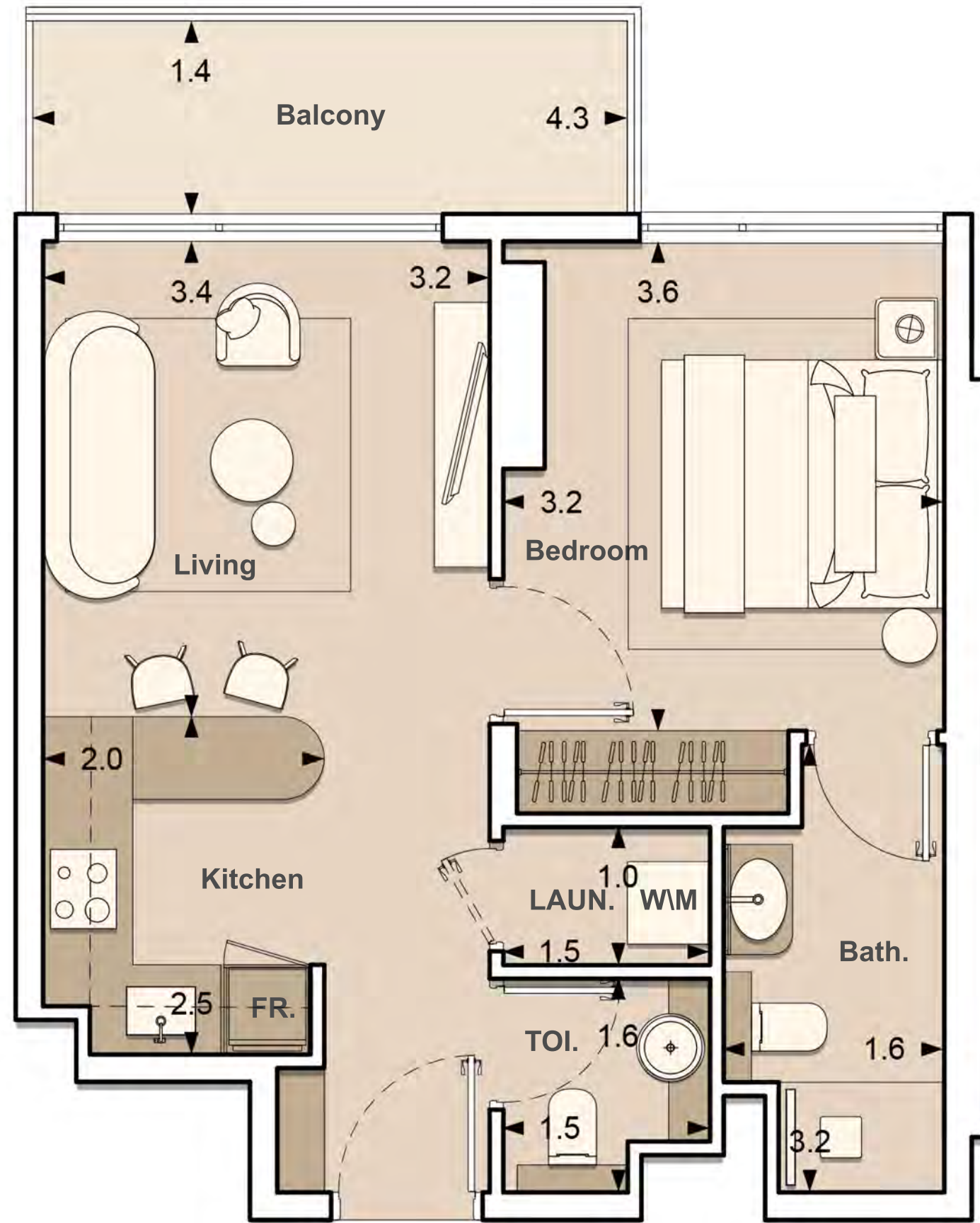
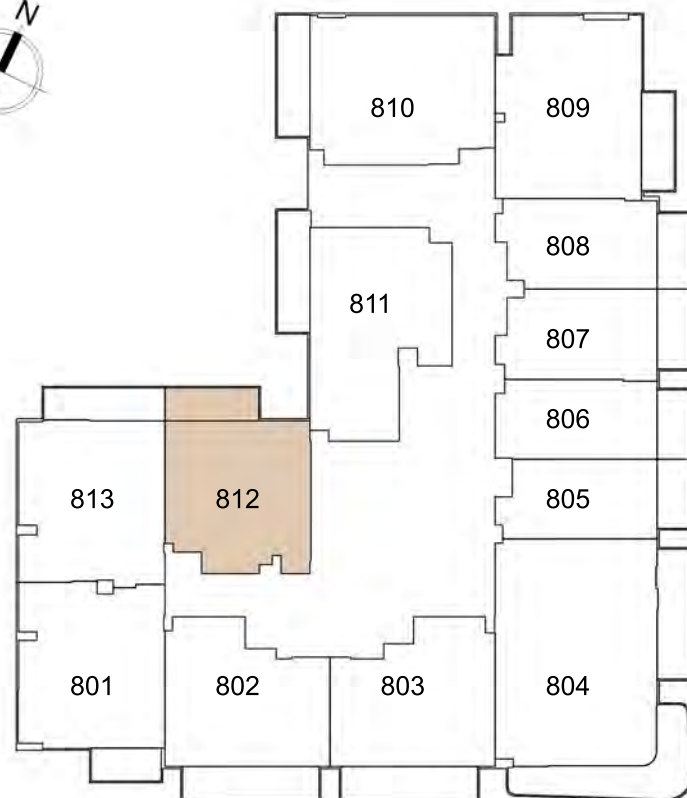


1. All dimensions are in imperial and metric, and measured to structural elements and exclude wall finishes and construction tolerances. 2. All materials, dimensions, and drawings are approximate only. 3. Information is subject to change without notice at developer's absolute discretion. 4. Actual area may vary from the stated area. 5. Drawings not to scale. 6. All images used are for illustrative purposes only and do not represent the actual size, features, specifications, fittings, and furnishings. 7. The developer reserves the right to make revisions / alterations, at its absolute discretion, without any liability whatsoever.

LUME

UNIT : 812 1 - BEDROOM TYPE F

| | | |
|----------------|--------|--------|
| APARTMENT AREA | 491.70 | SQ.FT. |
| BALCONY AREA | 71.69 | SQ.FT. |
| TOTAL AREA | 563.38 | SQ.FT. |

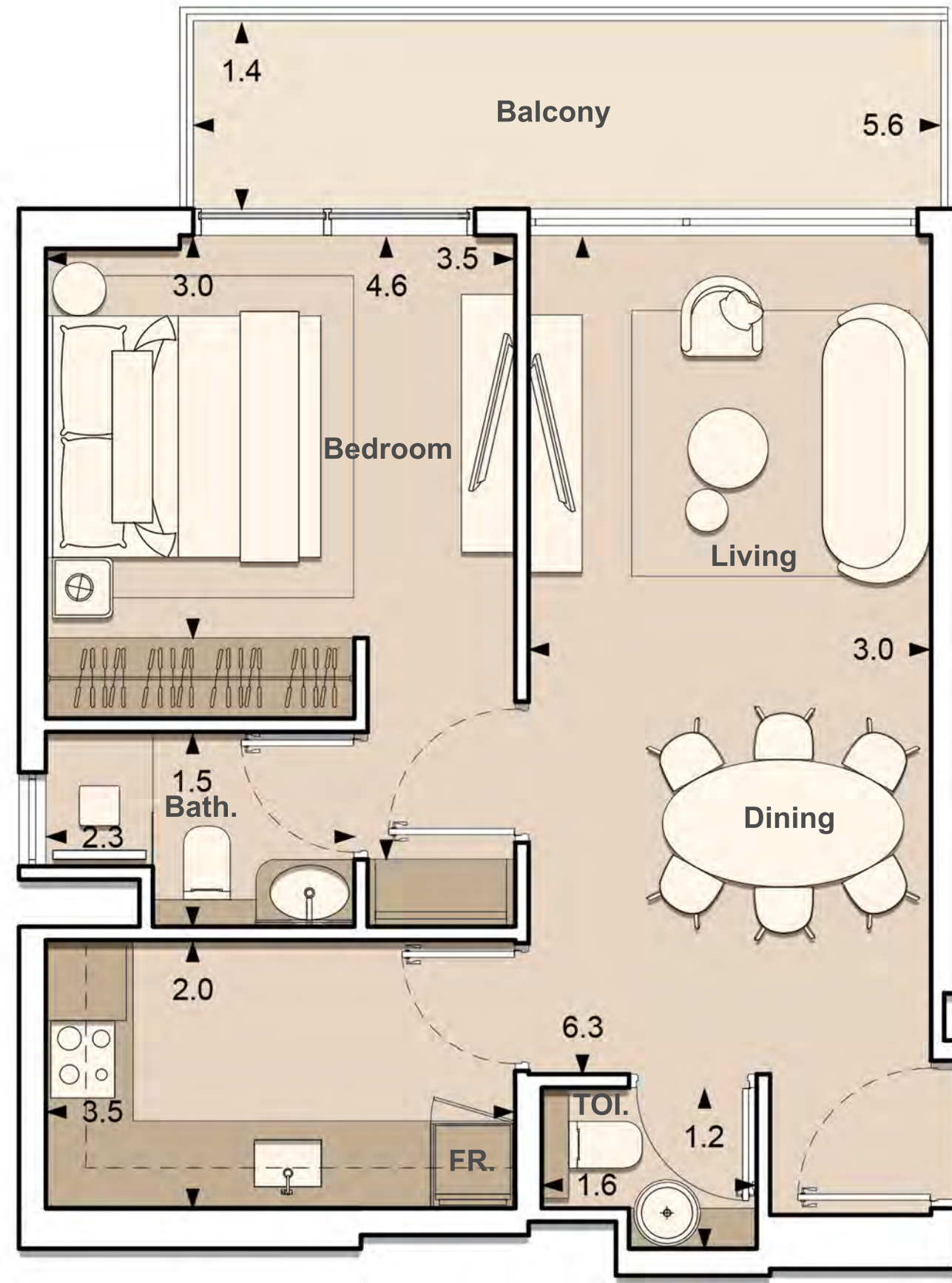
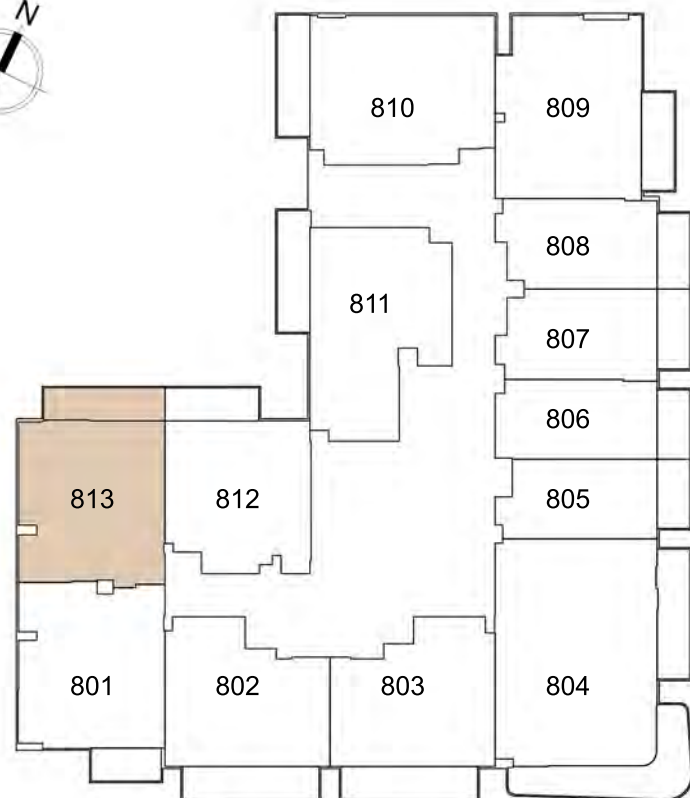


1. All dimensions are in imperial and metric, and measured to structural elements and exclude wall finishes and construction tolerances. 2. All materials, dimensions, and drawings are approximate only. 3. Information is subject to change without notice at developer's absolute discretion. 4. Actual area may vary from the stated area. 5. Drawings not to scale. 6. All images used are for illustrative purposes only and do not represent the actual size, features, specifications, fittings, and furnishings. 7. The developer reserves the right to make revisions / alterations, at its absolute discretion, without any liability whatsoever.

LUME

UNIT : 813 1 - BEDROOM TYPE G

| | |
|----------------|---------------|
| APARTMENT AREA | 547.88 SQ.FT. |
| BALCONY AREA | 91.28 SQ.FT. |
| TOTAL AREA | 639.16 SQ.FT. |



1. All dimensions are in imperial and metric, and measured to structural elements and exclude wall finishes and construction tolerances. 2. All materials, dimensions, and drawings are approximate only. 3. Information is subject to change without notice at developer's absolute discretion. 4. Actual area may vary from the stated area. 5. Drawings not to scale. 6. All images used are for illustrative purposes only and do not represent the actual size, features, specifications, fittings, and furnishings. 7. The developer reserves the right to make revisions / alterations, at its absolute discretion, without any liability whatsoever.

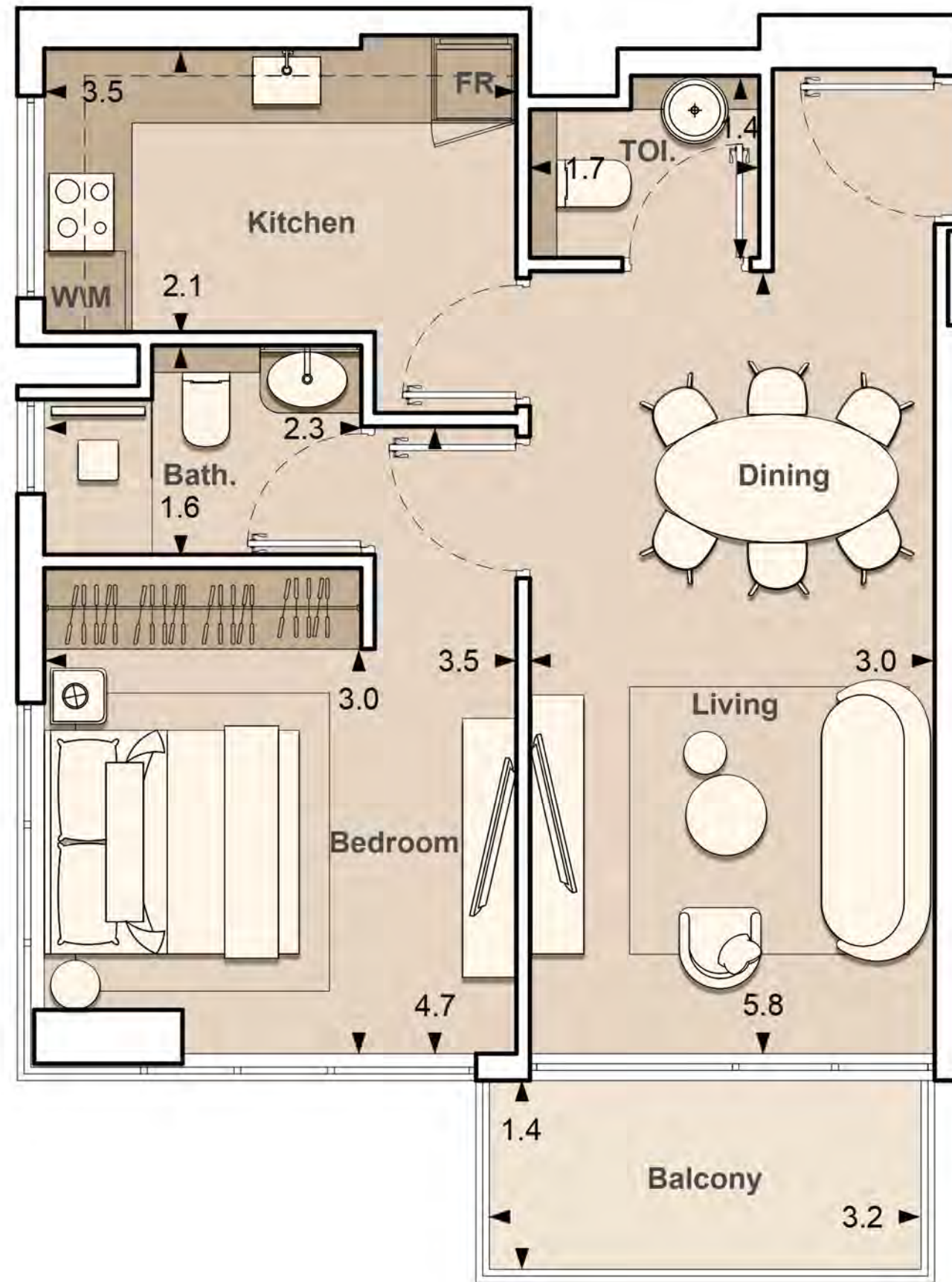
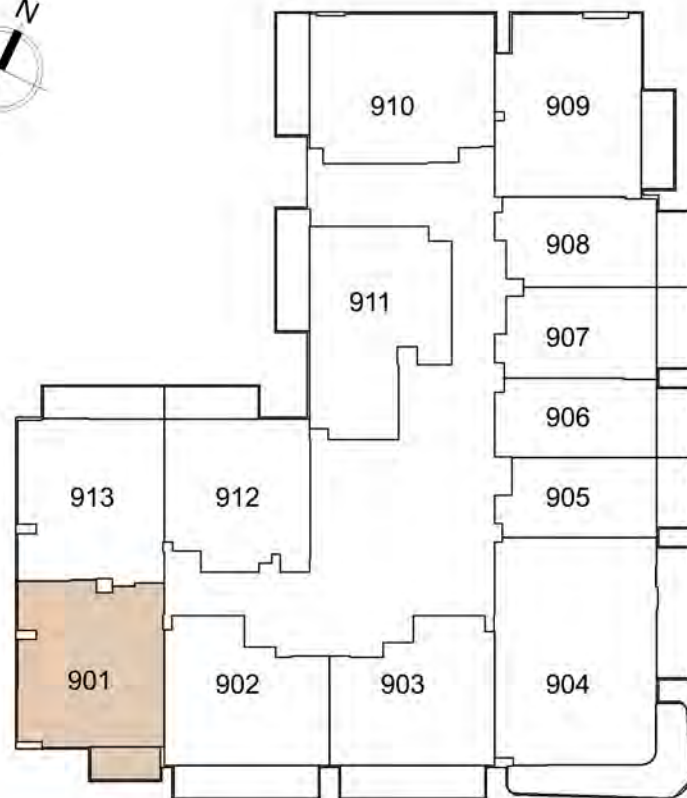


9TH FLOOR

LUME

UNIT : 901 1 - BEDROOM TYPE B

| | |
|----------------|---------------|
| APARTMENT AREA | 550.04 SQ.FT. |
| BALCONY AREA | 53.39 SQ.FT. |
| TOTAL AREA | 603.42 SQ.FT. |

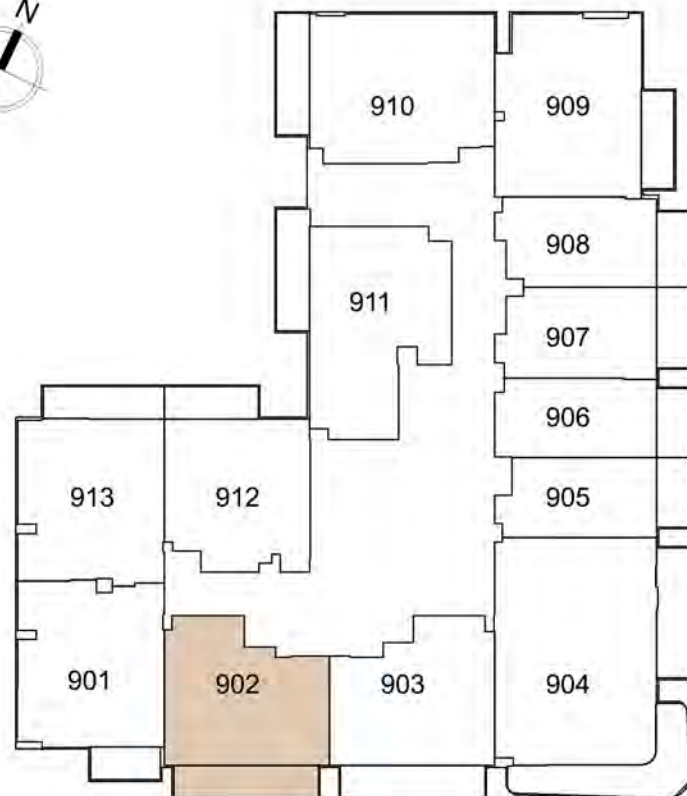


1. All dimensions are in imperial and metric, and measured to structural elements and exclude wall finishes and construction tolerances. 2. All materials, dimensions, and drawings are approximate only. 3. Information is subject to change without notice at developer's absolute discretion. 4. Actual area may vary from the stated area. 5. Drawings not to scale. 6. All images used are for illustrative purposes only and do not represent the actual size, features, specifications, fittings, and furnishings. 7. The developer reserves the right to make revisions / alterations, at its absolute discretion, without any liability whatsoever.

LUME

UNIT : 902 1 - BEDROOM TYPE A

| | | |
|----------------|--------|--------|
| APARTMENT AREA | 497.51 | SQ.FT. |
| BALCONY AREA | 110.22 | SQ.FT. |
| TOTAL AREA | 607.73 | SQ.FT. |

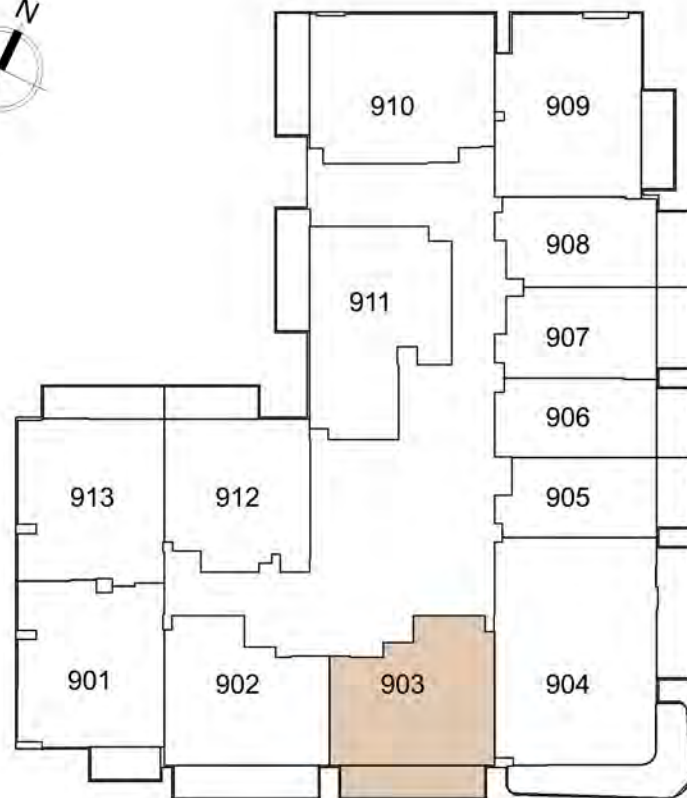


1. All dimensions are in imperial and metric, and measured to structural elements and exclude wall finishes and construction tolerances. 2. All materials, dimensions, and drawings are approximate only. 3. Information is subject to change without notice at developer's absolute discretion. 4. Actual area may vary from the stated area. 5. Drawings not to scale. 6. All images used are for illustrative purposes only and do not represent the actual size, features, specifications, fittings, and furnishings. 7. The developer reserves the right to make revisions / alterations, at its absolute discretion, without any liability whatsoever.

LUME

UNIT : 903 1 - BEDROOM TYPE A

| | | |
|----------------|--------|--------|
| APARTMENT AREA | 499.77 | SQ.FT. |
| BALCONY AREA | 110.22 | SQ.FT. |
| TOTAL AREA | 609.99 | SQ.FT. |

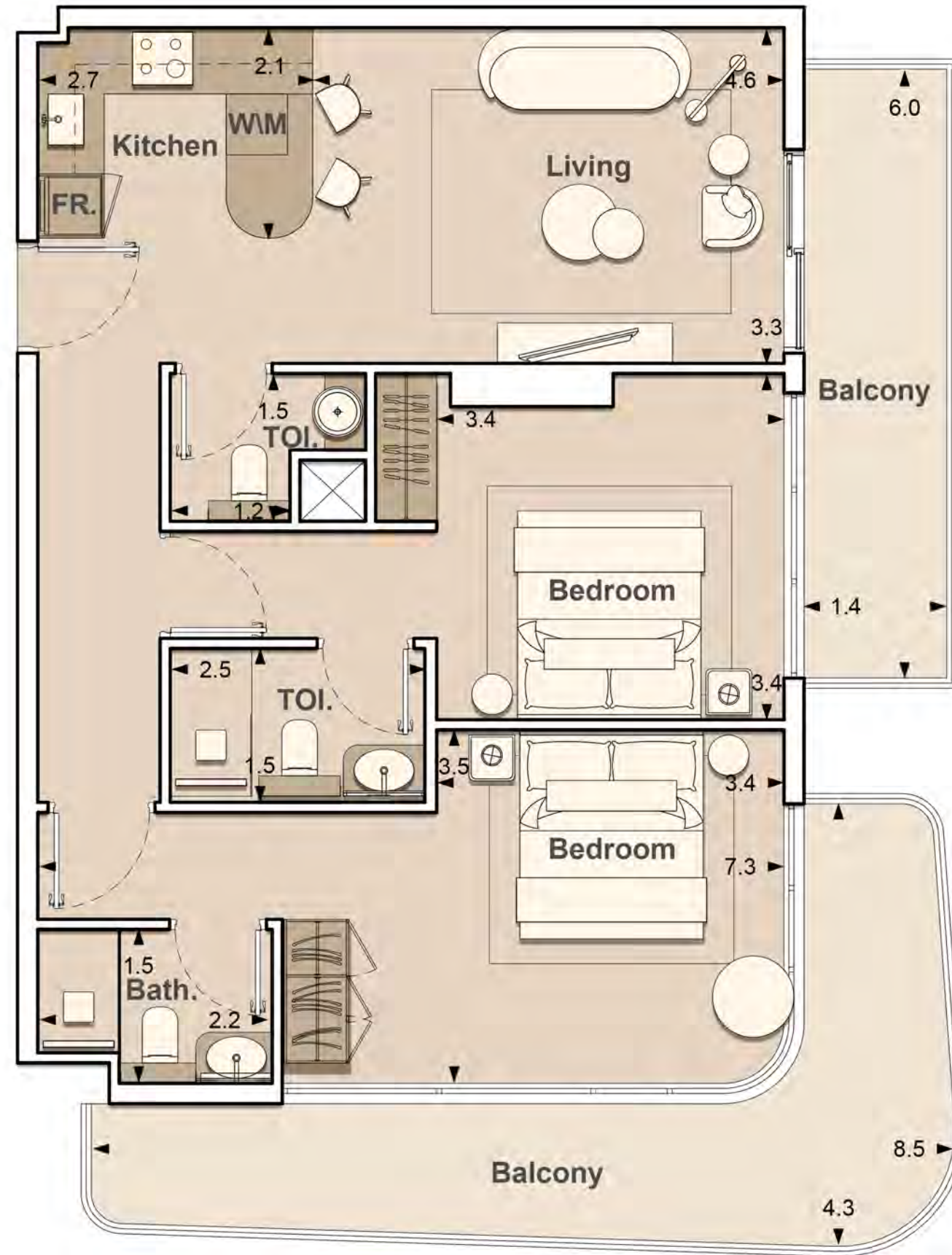
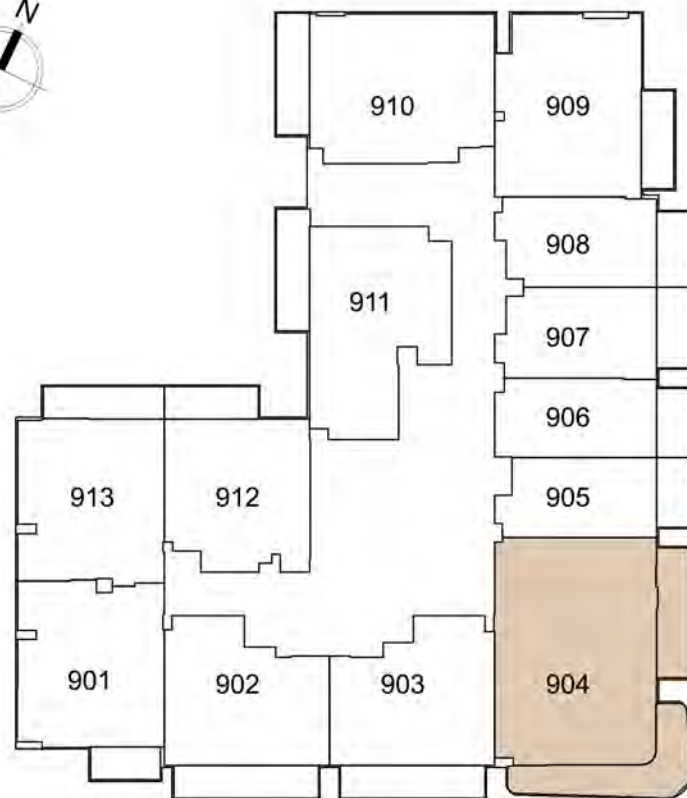


1. All dimensions are in imperial and metric, and measured to structural elements and exclude wall finishes and construction tolerances. 2. All materials, dimensions, and drawings are approximate only. 3. Information is subject to change without notice at developer's absolute discretion. 4. Actual area may vary from the stated area. 5. Drawings not to scale. 6. All images used are for illustrative purposes only and do not represent the actual size, features, specifications, fittings, and furnishings. 7. The developer reserves the right to make revisions / alterations, at its absolute discretion, without any liability whatsoever.

LUME

UNIT : 904 2 - BEDROOM TYPE A

| | |
|----------------|----------------|
| APARTMENT AREA | 843.57 SQ.FT. |
| BALCONY AREA | 274.80 SQ.FT. |
| TOTAL AREA | 1118.37 SQ.FT. |

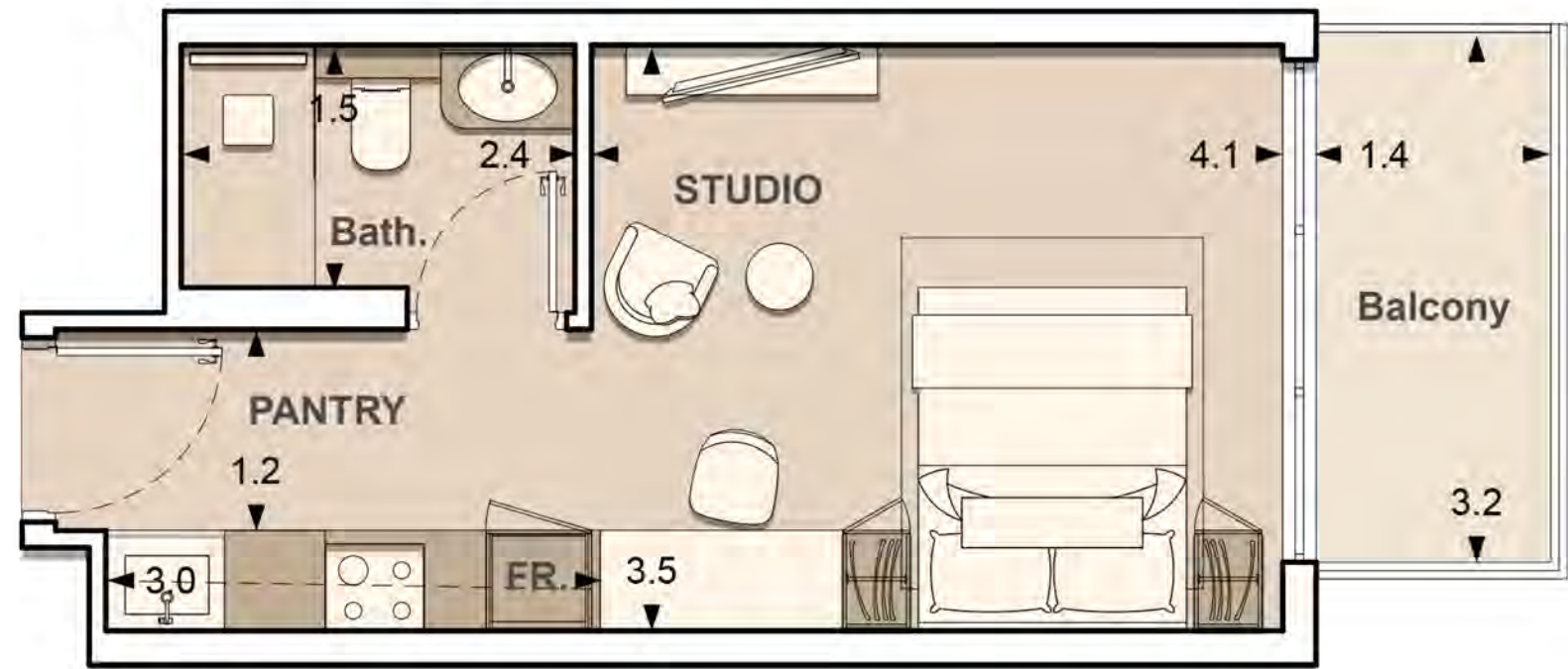
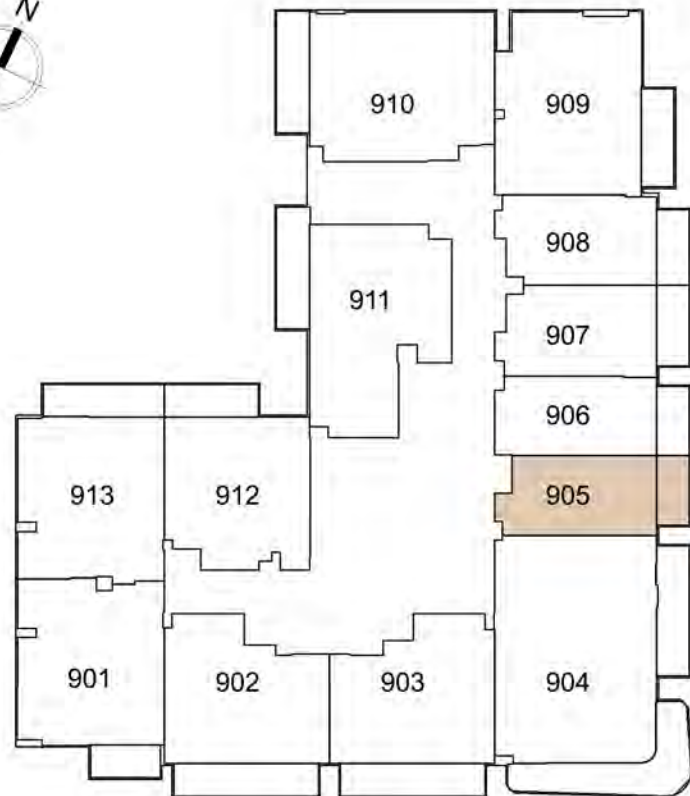


1. All dimensions are in imperial and metric, and measured to structural elements and exclude wall finishes and construction tolerances. 2. All materials, dimensions, and drawings are approximate only. 3. Information is subject to change without notice at developer's absolute discretion. 4. Actual area may vary from the stated area. 5. Drawings not to scale. 6. All images used are for illustrative purposes only and do not represent the actual size, features, specifications, fittings, and furnishings. 7. The developer reserves the right to make revisions / alterations, at its absolute discretion, without any liability whatsoever.

LUME

UNIT : 905 STUDIO TYPE C

| | |
|----------------|---------------|
| APARTMENT AREA | 282.34 SQ.FT. |
| BALCONY AREA | 52.74 SQ.FT. |
| TOTAL AREA | 335.08 SQ.FT. |

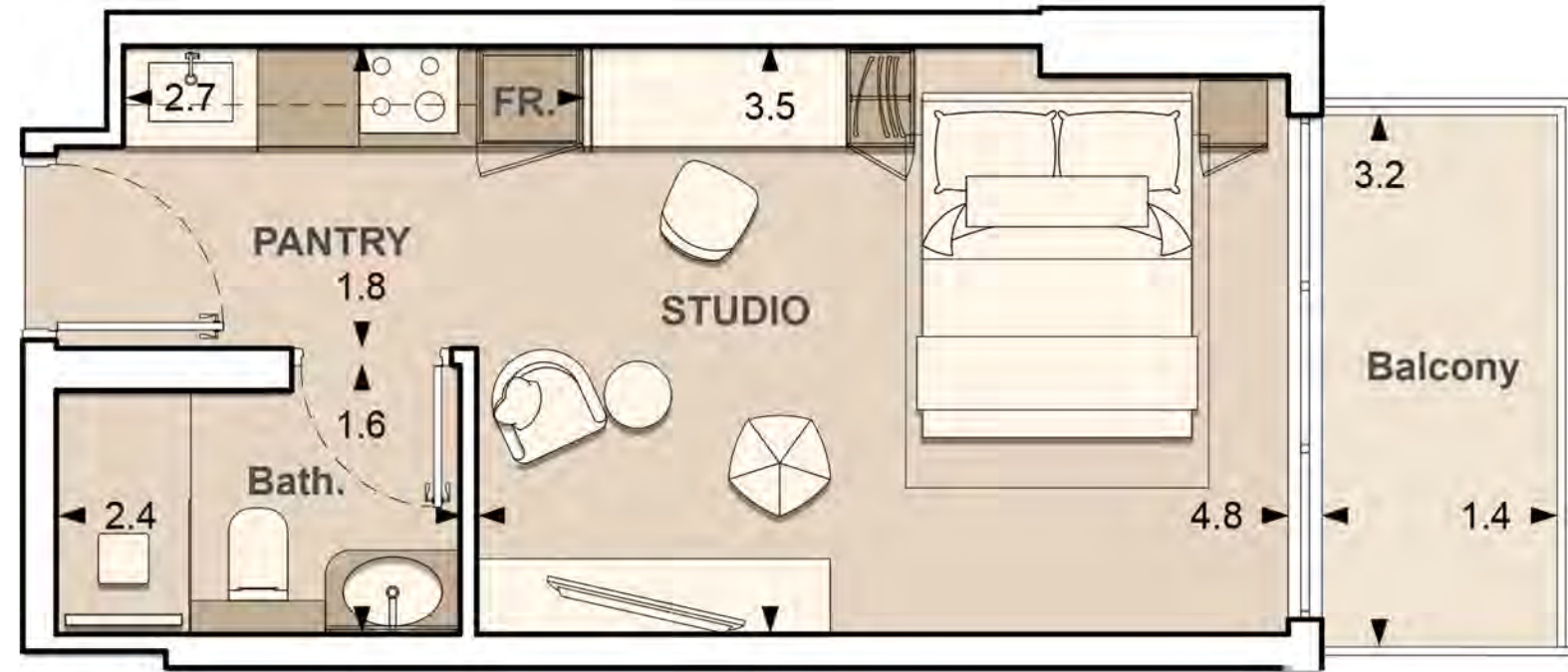
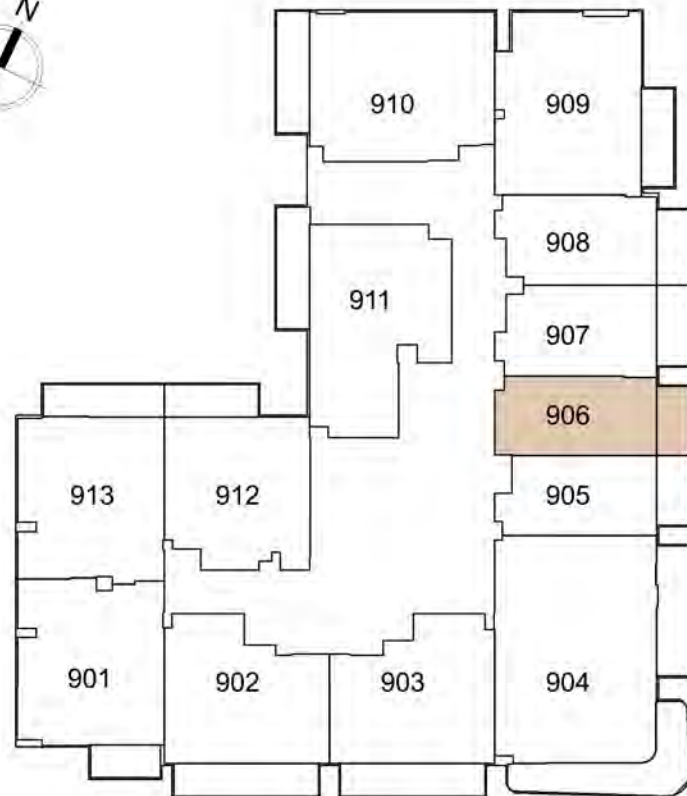


1. All dimensions are in imperial and metric, and measured to structural elements and exclude wall finishes and construction tolerances. 2. All materials, dimensions, and drawings are approximate only. 3. Information is subject to change without notice at developer's absolute discretion. 4. Actual area may vary from the stated area. 5. Drawings not to scale. 6. All images used are for illustrative purposes only and do not represent the actual size, features, specifications, fittings, and furnishings. 7. The developer reserves the right to make revisions / alterations, at its absolute discretion, without any liability whatsoever.

LUME

UNIT : 906 STUDIO TYPE B

| | |
|----------------|---------------|
| APARTMENT AREA | 294.82 SQ.FT. |
| BALCONY AREA | 52.74 SQ.FT. |
| TOTAL AREA | 347.57 SQ.FT. |

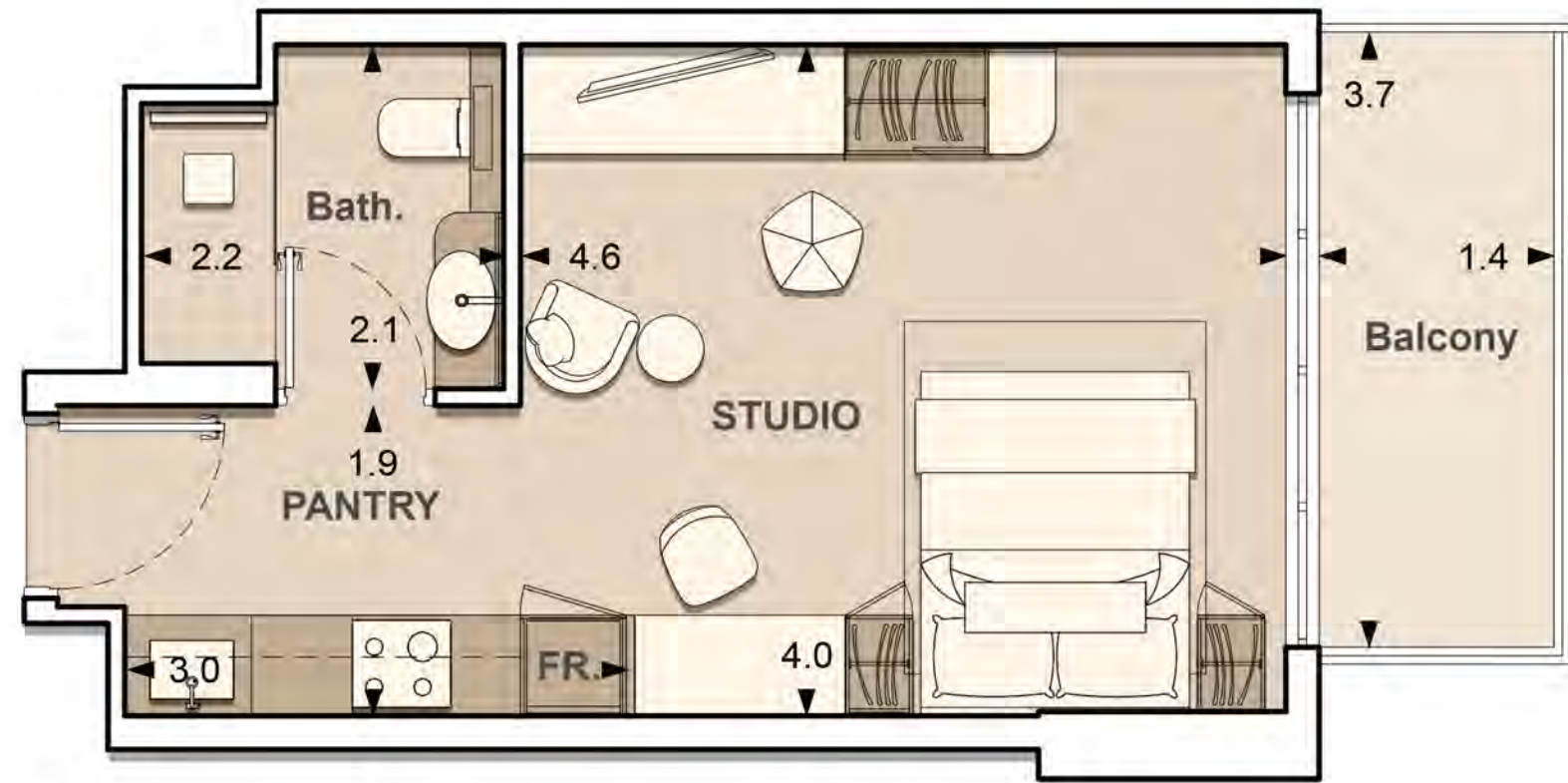
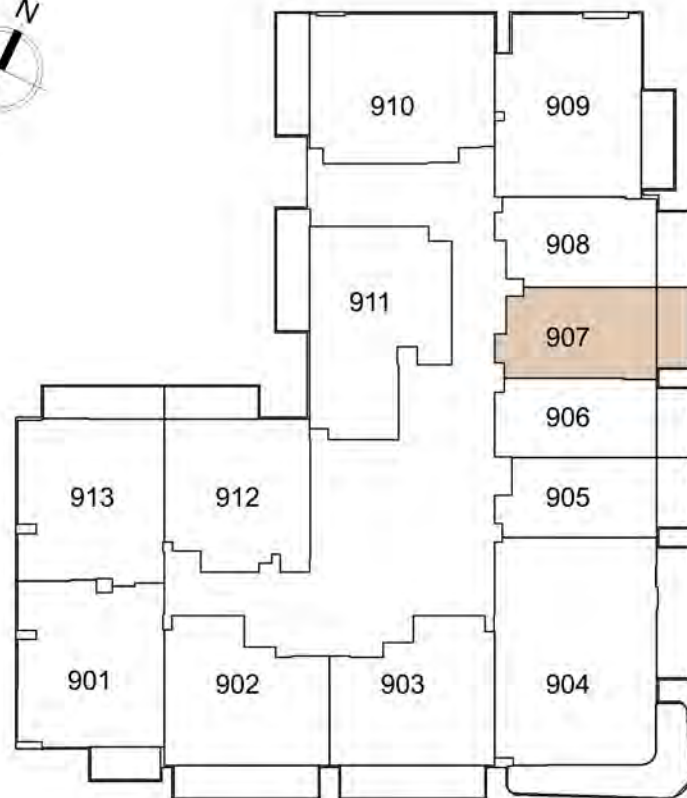


1. All dimensions are in imperial and metric, and measured to structural elements and exclude wall finishes and construction tolerances. 2. All materials, dimensions, and drawings are approximate only. 3. Information is subject to change without notice at developer's absolute discretion. 4. Actual area may vary from the stated area. 5. Drawings not to scale. 6. All images used are for illustrative purposes only and do not represent the actual size, features, specifications, fittings, and furnishings. 7. The developer reserves the right to make revisions / alterations, at its absolute discretion, without any liability whatsoever.

LUME

UNIT : 907 STUDIO TYPE A

| | | |
|----------------|--------|--------|
| APARTMENT AREA | 321.84 | SQ.FT. |
| BALCONY AREA | 61.03 | SQ.FT. |
| TOTAL AREA | 382.87 | SQ.FT. |

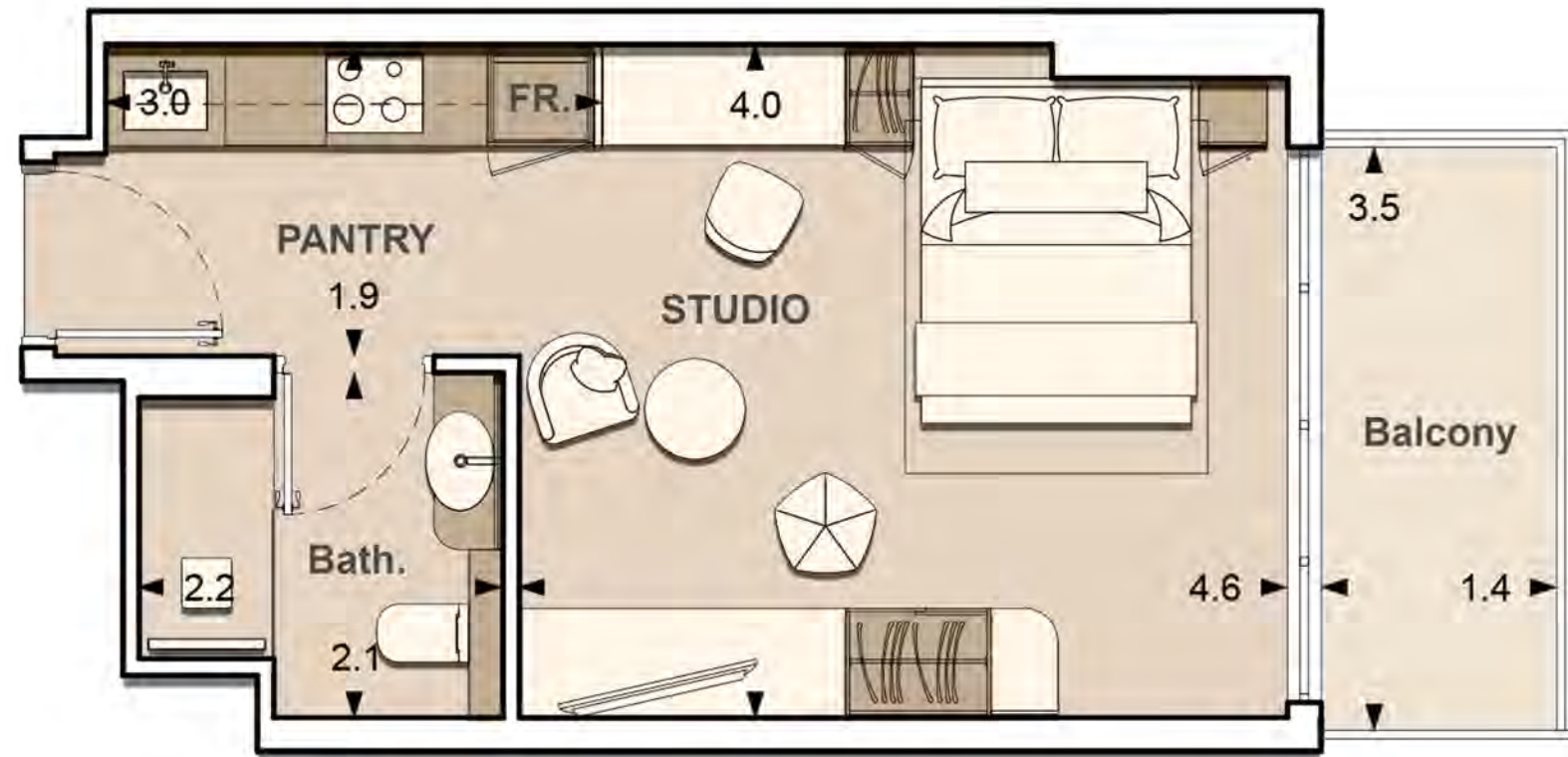
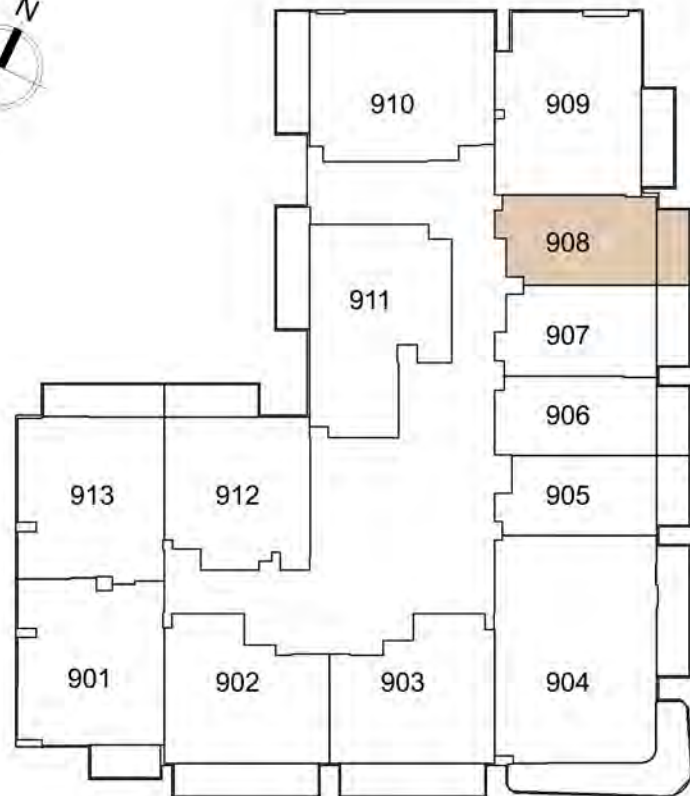


1. All dimensions are in imperial and metric, and measured to structural elements and exclude wall finishes and construction tolerances. 2. All materials, dimensions, and drawings are approximate only. 3. Information is subject to change without notice at developer's absolute discretion. 4. Actual area may vary from the stated area. 5. Drawings not to scale. 6. All images used are for illustrative purposes only and do not represent the actual size, features, specifications, fittings, and furnishings. 7. The developer reserves the right to make revisions / alterations, at its absolute discretion, without any liability whatsoever.

LUME

UNIT : 908 STUDIO TYPE A

| | |
|----------------|---------------|
| APARTMENT AREA | 319.69 SQ.FT. |
| BALCONY AREA | 57.69 SQ.FT. |
| TOTAL AREA | 377.38 SQ.FT. |

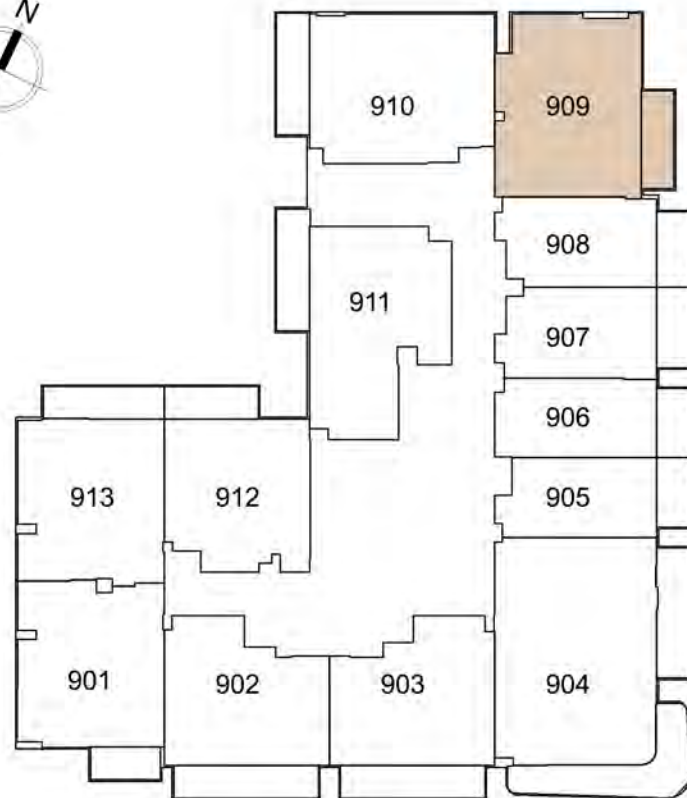


1. All dimensions are in imperial and metric, and measured to structural elements and exclude wall finishes and construction tolerances. 2. All materials, dimensions, and drawings are approximate only. 3. Information is subject to change without notice at developer's absolute discretion. 4. Actual area may vary from the stated area. 5. Drawings not to scale. 6. All images used are for illustrative purposes only and do not represent the actual size, features, specifications, fittings, and furnishings. 7. The developer reserves the right to make revisions / alterations, at its absolute discretion, without any liability whatsoever.

LUME

UNIT : 909 1 - BEDROOM TYPE C

| | |
|----------------|---------------|
| APARTMENT AREA | 601.70 SQ.FT. |
| BALCONY AREA | 74.70 SQ.FT. |
| TOTAL AREA | 676.40 SQ.FT. |

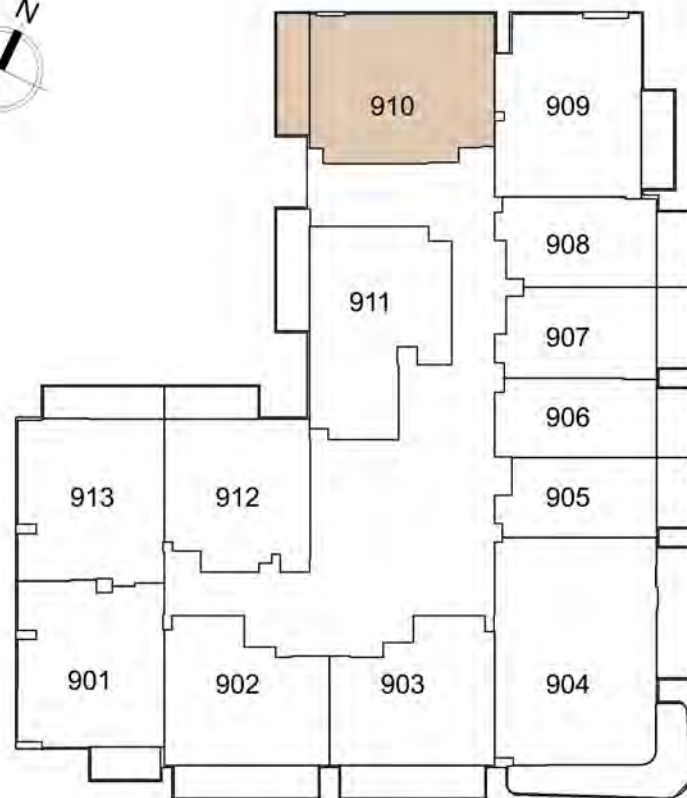


1. All dimensions are in imperial and metric, and measured to structural elements and exclude wall finishes and construction tolerances. 2. All materials, dimensions, and drawings are approximate only. 3. Information is subject to change without notice at developer's absolute discretion. 4. Actual area may vary from the stated area. 5. Drawings not to scale. 6. All images used are for illustrative purposes only and do not represent the actual size, features, specifications, fittings, and furnishings. 7. The developer reserves the right to make revisions / alterations, at its absolute discretion, without any liability whatsoever.

LUME

UNIT : 910 1 - BEDROOM TYPE D

| | | |
|----------------|--------|--------|
| APARTMENT AREA | 622.37 | SQ.FT. |
| BALCONY AREA | 92.78 | SQ.FT. |
| TOTAL AREA | 715.15 | SQ.FT. |

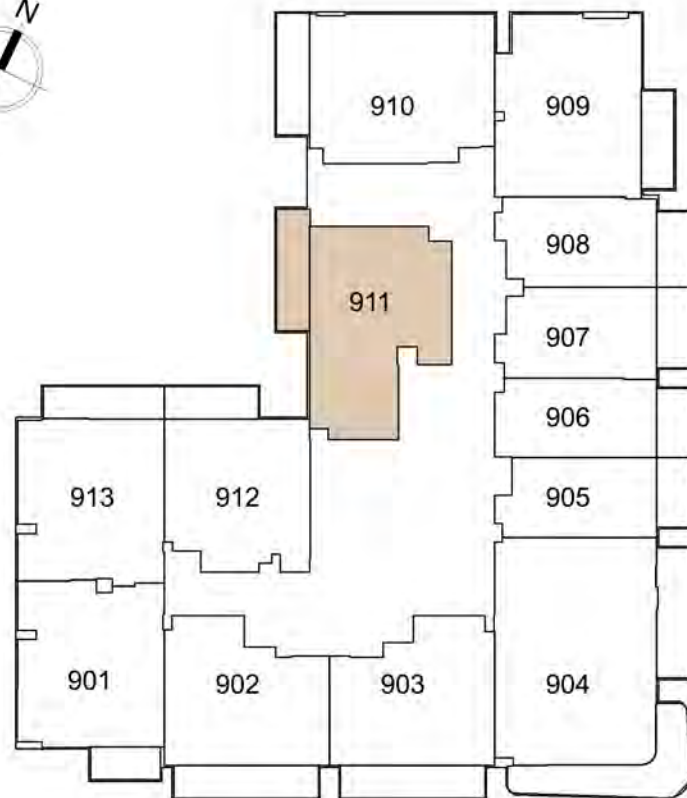


1. All dimensions are in imperial and metric, and measured to structural elements and exclude wall finishes and construction tolerances. 2. All materials, dimensions, and drawings are approximate only. 3. Information is subject to change without notice at developer's absolute discretion. 4. Actual area may vary from the stated area. 5. Drawings not to scale. 6. All images used are for illustrative purposes only and do not represent the actual size, features, specifications, fittings, and furnishings. 7. The developer reserves the right to make revisions / alterations, at its absolute discretion, without any liability whatsoever.

LUME

UNIT : 911 1 - BEDROOM TYPE E

| | | |
|----------------|--------|--------|
| APARTMENT AREA | 591.91 | SQ.FT. |
| BALCONY AREA | 93.22 | SQ.FT. |
| TOTAL AREA | 685.12 | SQ.FT. |

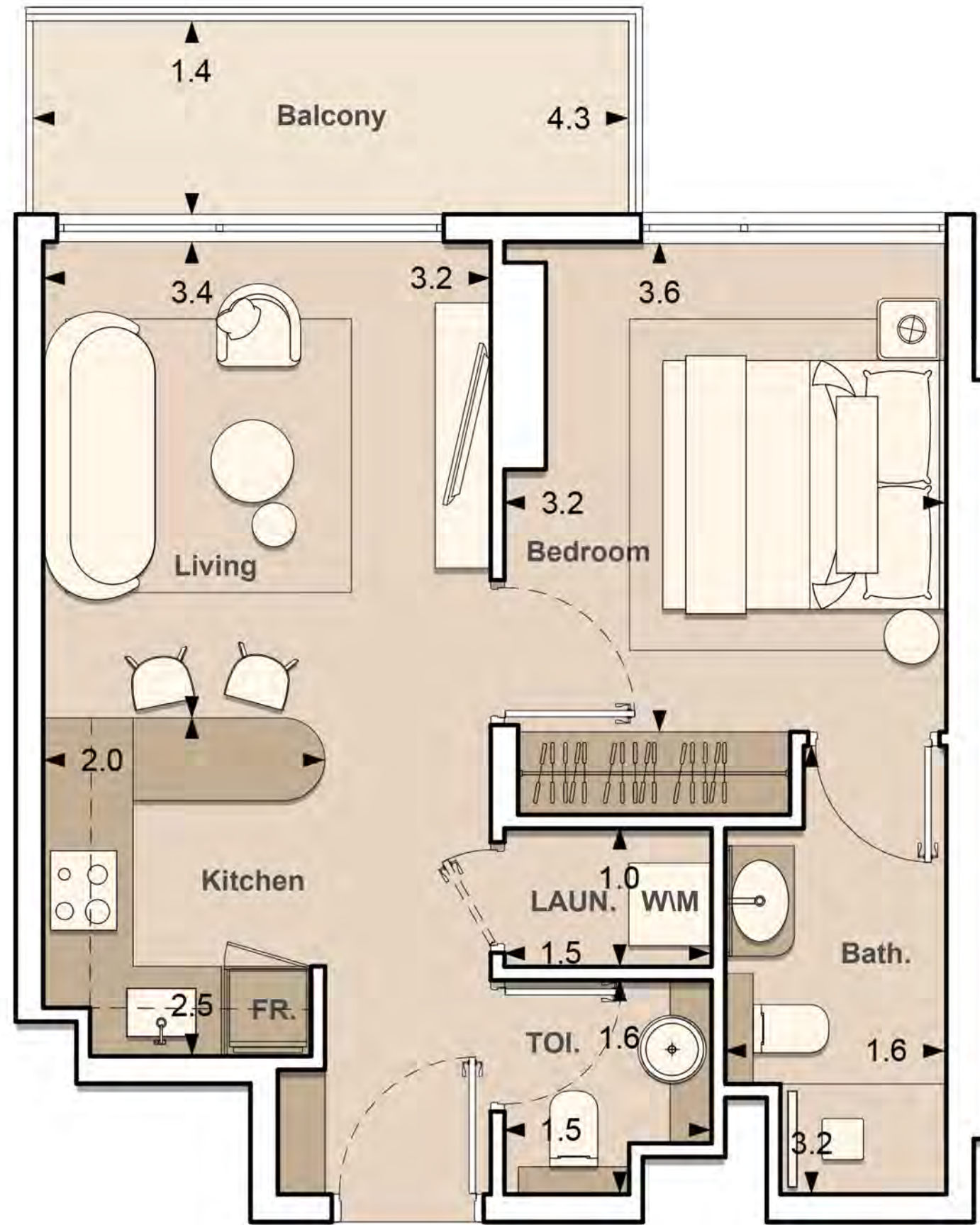
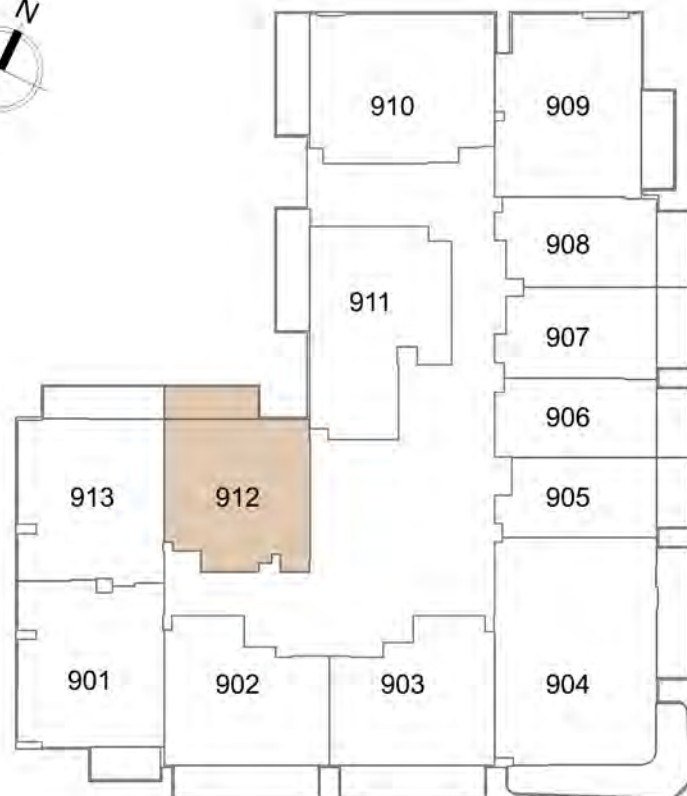


1. All dimensions are in imperial and metric, and measured to structural elements and exclude wall finishes and construction tolerances. 2. All materials, dimensions, and drawings are approximate only. 3. Information is subject to change without notice at developer's absolute discretion. 4. Actual area may vary from the stated area. 5. Drawings not to scale. 6. All images used are for illustrative purposes only and do not represent the actual size, features, specifications, fittings, and furnishings. 7. The developer reserves the right to make revisions / alterations, at its absolute discretion, without any liability whatsoever.

LUME

UNIT : 912 1 - BEDROOM TYPE F

| | | |
|----------------|--------|--------|
| APARTMENT AREA | 491.70 | SQ.FT. |
| BALCONY AREA | 71.69 | SQ.FT. |
| TOTAL AREA | 563.38 | SQ.FT. |

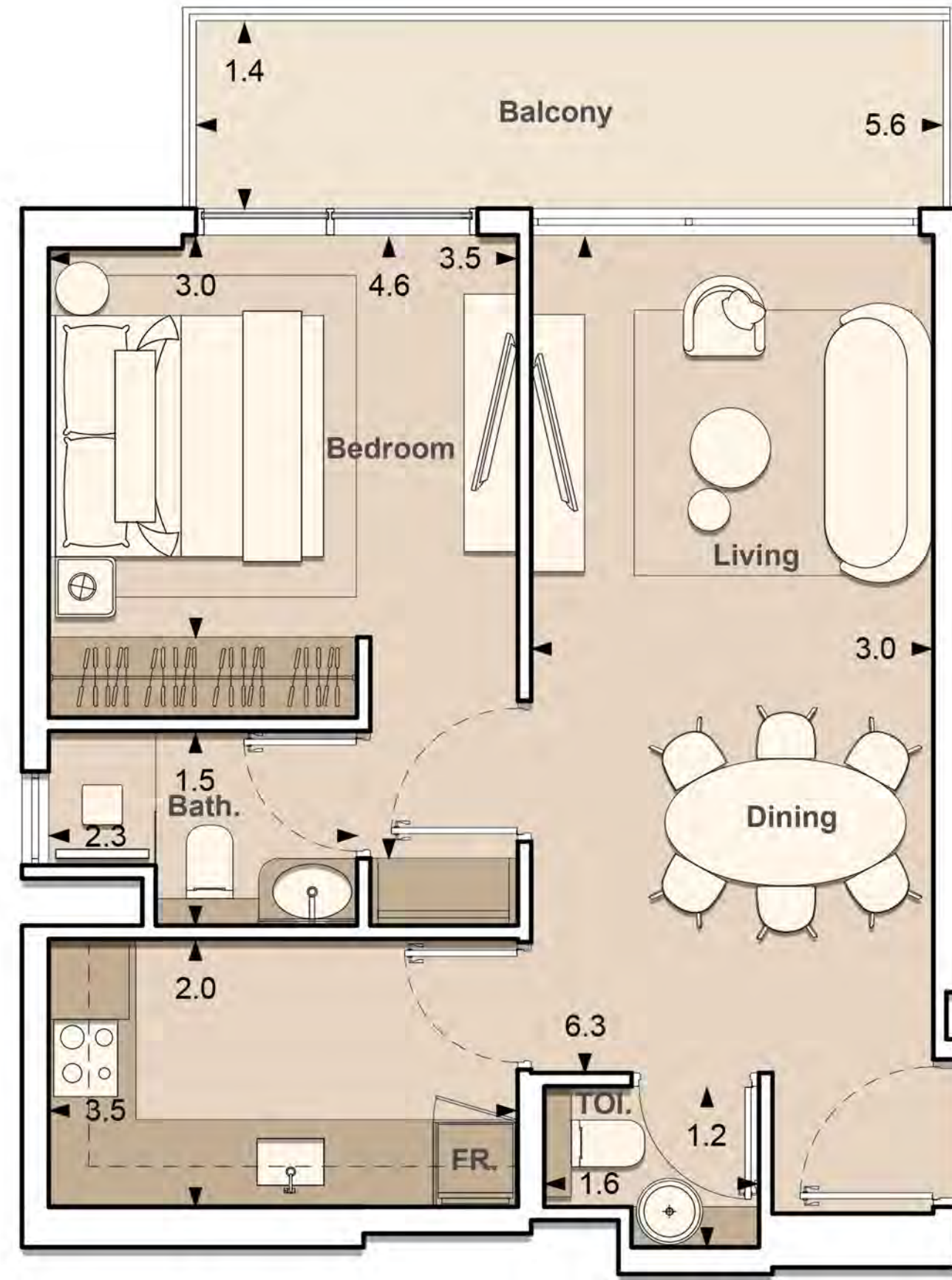
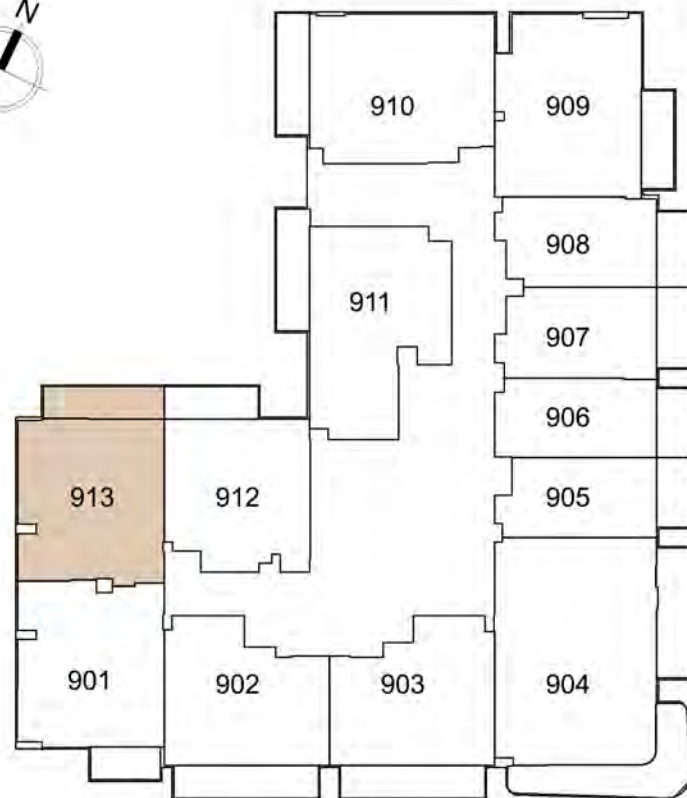


1. All dimensions are in imperial and metric, and measured to structural elements and exclude wall finishes and construction tolerances. 2. All materials, dimensions, and drawings are approximate only. 3. Information is subject to change without notice at developer's absolute discretion. 4. Actual area may vary from the stated area. 5. Drawings not to scale. 6. All images used are for illustrative purposes only and do not represent the actual size, features, specifications, fittings, and furnishings. 7. The developer reserves the right to make revisions / alterations, at its absolute discretion, without any liability whatsoever.

LUME

UNIT : 913 1 - BEDROOM TYPE G

| | |
|----------------|---------------|
| APARTMENT AREA | 547.88 SQ.FT. |
| BALCONY AREA | 91.28 SQ.FT. |
| TOTAL AREA | 639.16 SQ.FT. |



1. All dimensions are in imperial and metric, and measured to structural elements and exclude wall finishes and construction tolerances. 2. All materials, dimensions, and drawings are approximate only. 3. Information is subject to change without notice at developer's absolute discretion. 4. Actual area may vary from the stated area. 5. Drawings not to scale. 6. All images used are for illustrative purposes only and do not represent the actual size, features, specifications, fittings, and furnishings. 7. The developer reserves the right to make revisions / alterations, at its absolute discretion, without any liability whatsoever.

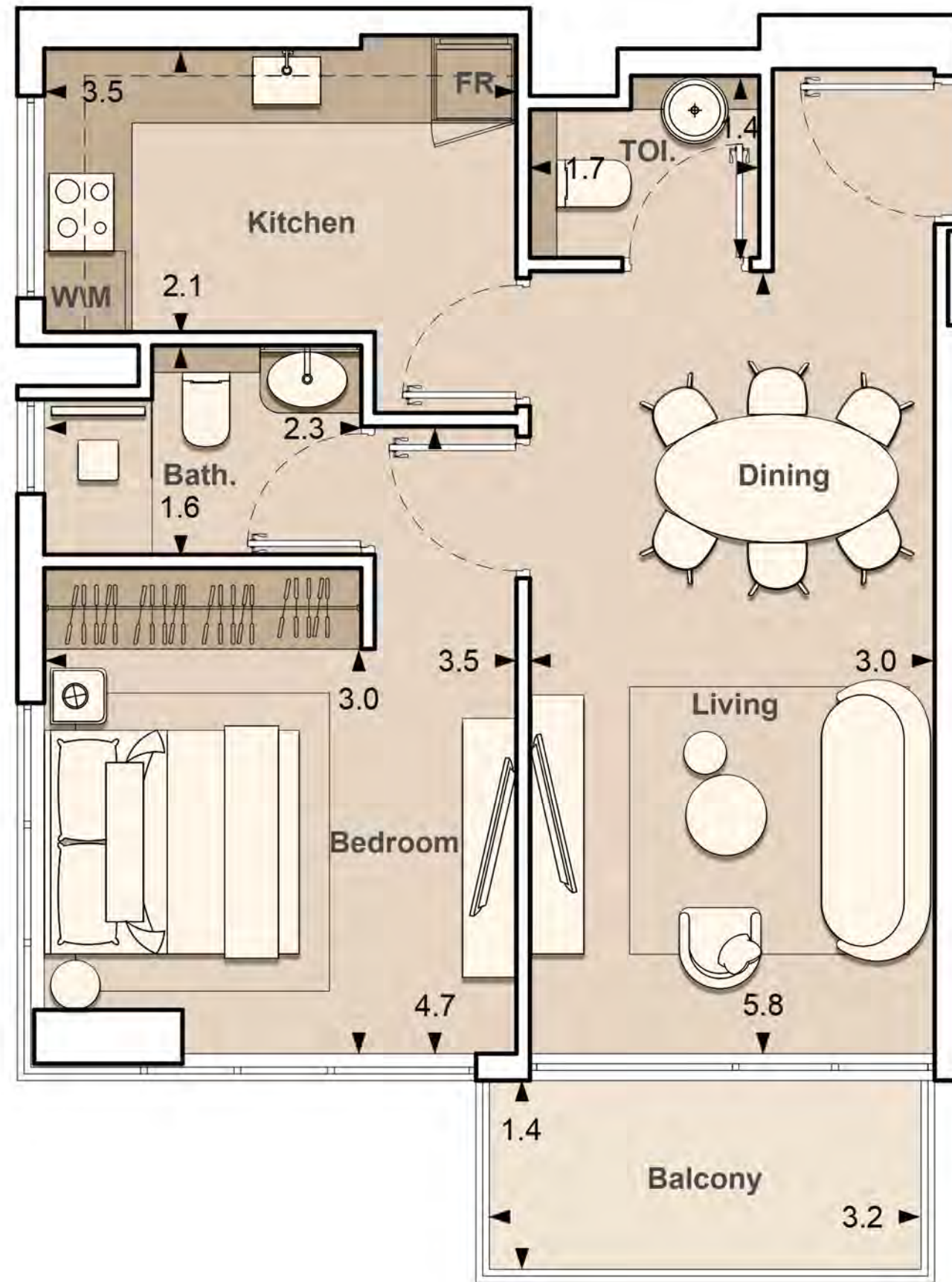
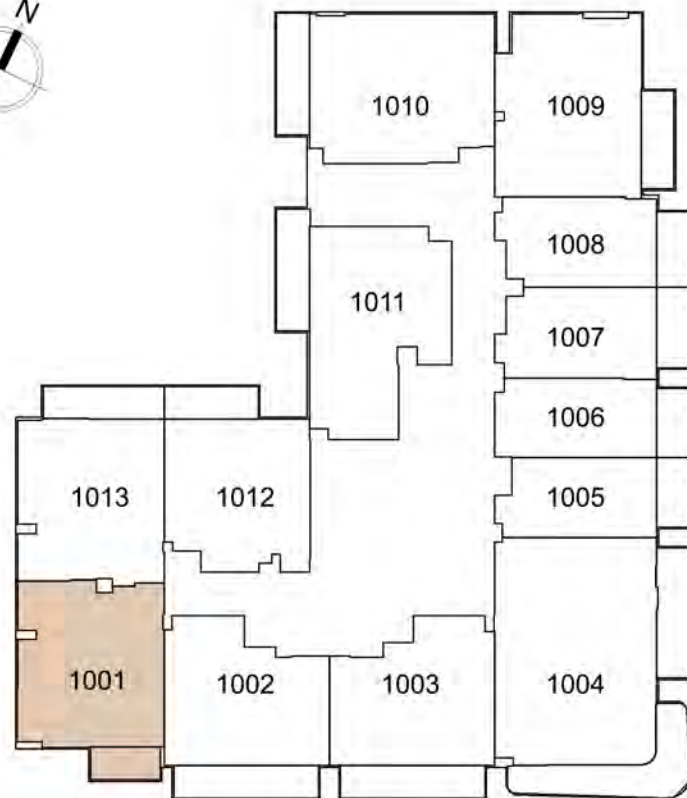


10TH FLOOR

LUME

UNIT : 1001 1 - BEDROOM TYPE B

| | |
|----------------|---------------|
| APARTMENT AREA | 550.04 SQ.FT. |
| BALCONY AREA | 53.39 SQ.FT. |
| TOTAL AREA | 603.42 SQ.FT. |

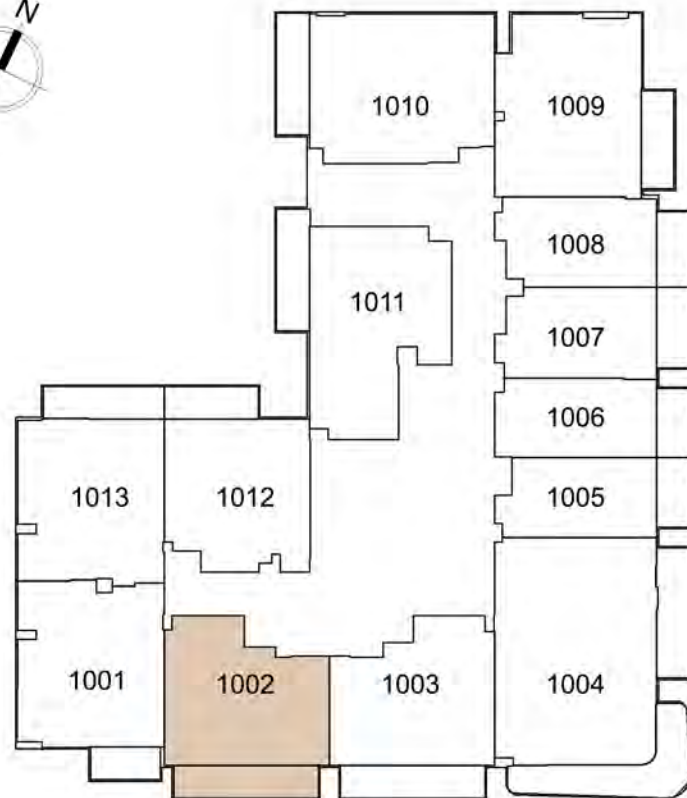


1. All dimensions are in imperial and metric, and measured to structural elements and exclude wall finishes and construction tolerances. 2. All materials, dimensions, and drawings are approximate only. 3. Information is subject to change without notice at developer's absolute discretion. 4. Actual area may vary from the stated area. 5. Drawings not to scale. 6. All images used are for illustrative purposes only and do not represent the actual size, features, specifications, fittings, and furnishings. 7. The developer reserves the right to make revisions / alterations, at its absolute discretion, without any liability whatsoever.

LUME

UNIT : 1002 1 - BEDROOM TYPE A

| | | |
|----------------|--------|--------|
| APARTMENT AREA | 497.51 | SQ.FT. |
| BALCONY AREA | 110.22 | SQ.FT. |
| TOTAL AREA | 607.73 | SQ.FT. |

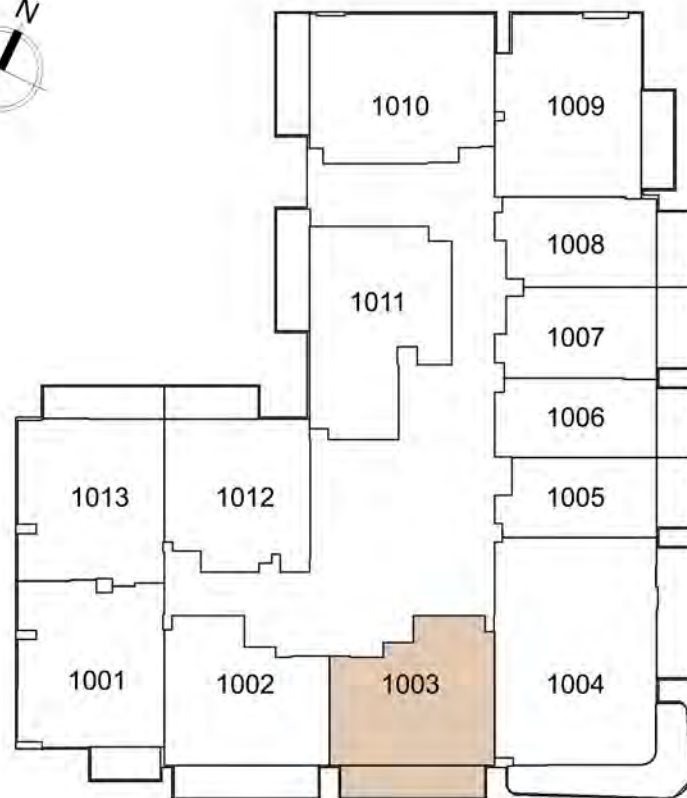


1. All dimensions are in imperial and metric, and measured to structural elements and exclude wall finishes and construction tolerances. 2. All materials, dimensions, and drawings are approximate only. 3. Information is subject to change without notice at developer's absolute discretion. 4. Actual area may vary from the stated area. 5. Drawings not to scale. 6. All images used are for illustrative purposes only and do not represent the actual size, features, specifications, fittings, and furnishings. 7. The developer reserves the right to make revisions / alterations, at its absolute discretion, without any liability whatsoever.

LUME

UNIT : 1003 1 - BEDROOM TYPE A

| | | |
|----------------|--------|--------|
| APARTMENT AREA | 499.77 | SQ.FT. |
| BALCONY AREA | 110.22 | SQ.FT. |
| TOTAL AREA | 609.99 | SQ.FT. |

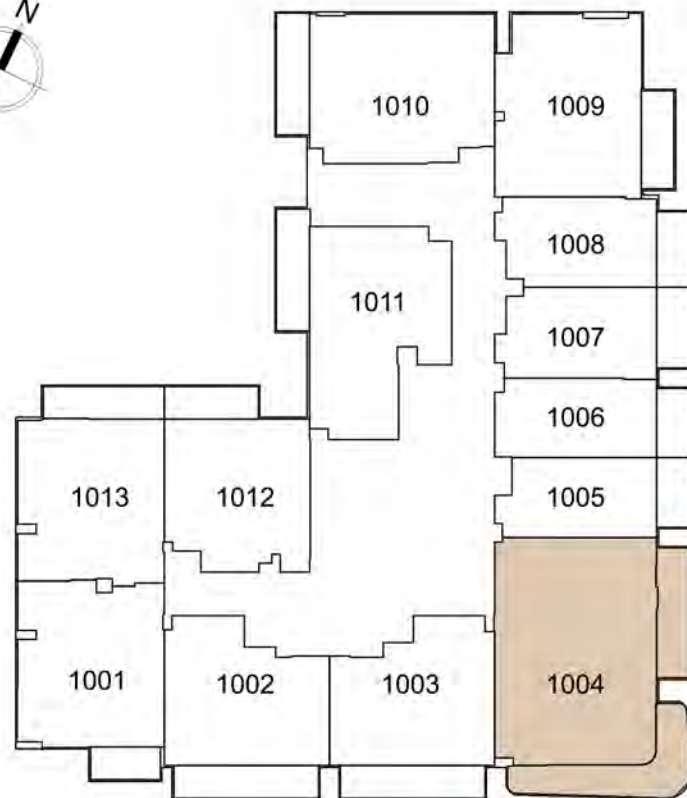


1. All dimensions are in imperial and metric, and measured to structural elements and exclude wall finishes and construction tolerances. 2. All materials, dimensions, and drawings are approximate only. 3. Information is subject to change without notice at developer's absolute discretion. 4. Actual area may vary from the stated area. 5. Drawings not to scale. 6. All images used are for illustrative purposes only and do not represent the actual size, features, specifications, fittings, and furnishings. 7. The developer reserves the right to make revisions / alterations, at its absolute discretion, without any liability whatsoever.

LUME

UNIT : 1004 2 - BEDROOM TYPE A

| | |
|----------------|----------------|
| APARTMENT AREA | 843.57 SQ.FT. |
| BALCONY AREA | 274.80 SQ.FT. |
| TOTAL AREA | 1118.37 SQ.FT. |

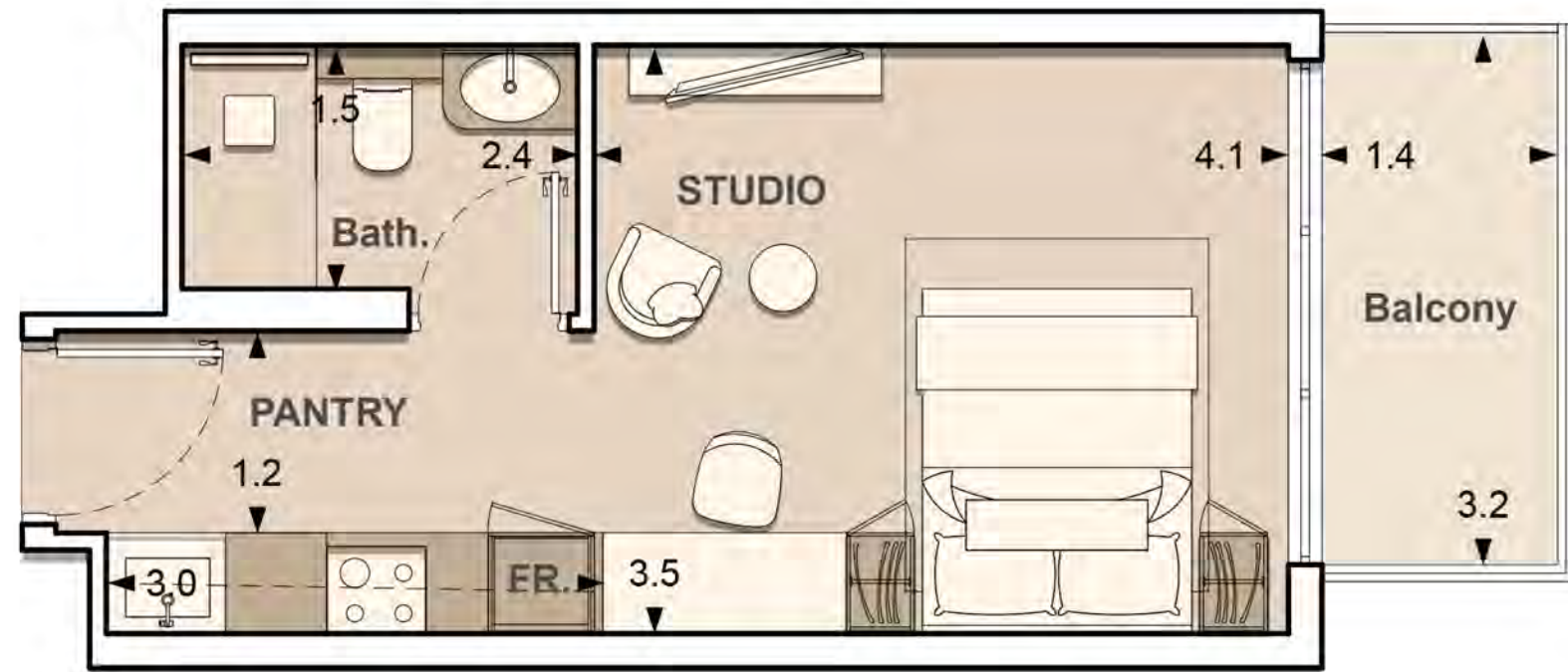
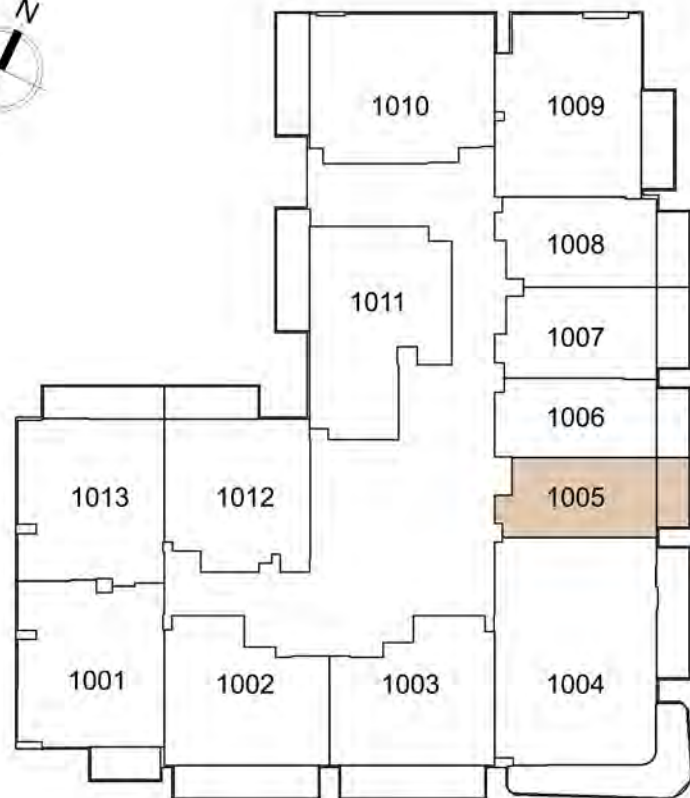


1. All dimensions are in imperial and metric, and measured to structural elements and exclude wall finishes and construction tolerances. 2. All materials, dimensions, and drawings are approximate only. 3. Information is subject to change without notice at developer's absolute discretion. 4. Actual area may vary from the stated area. 5. Drawings not to scale. 6. All images used are for illustrative purposes only and do not represent the actual size, features, specifications, fittings, and furnishings. 7. The developer reserves the right to make revisions / alterations, at its absolute discretion, without any liability whatsoever.

LUME

UNIT : 1005 STUDIO TYPE C

| | |
|----------------|---------------|
| APARTMENT AREA | 282.34 SQ.FT. |
| BALCONY AREA | 52.74 SQ.FT. |
| TOTAL AREA | 335.08 SQ.FT. |

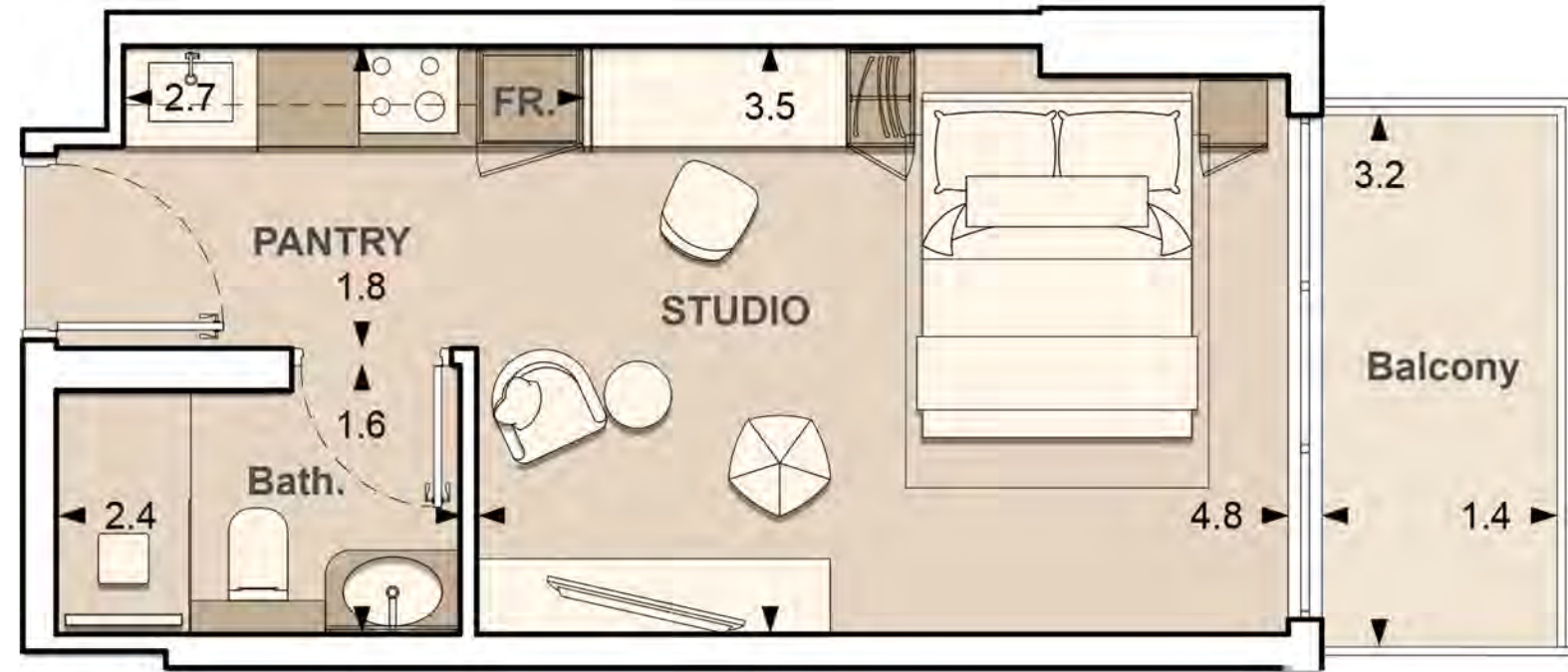
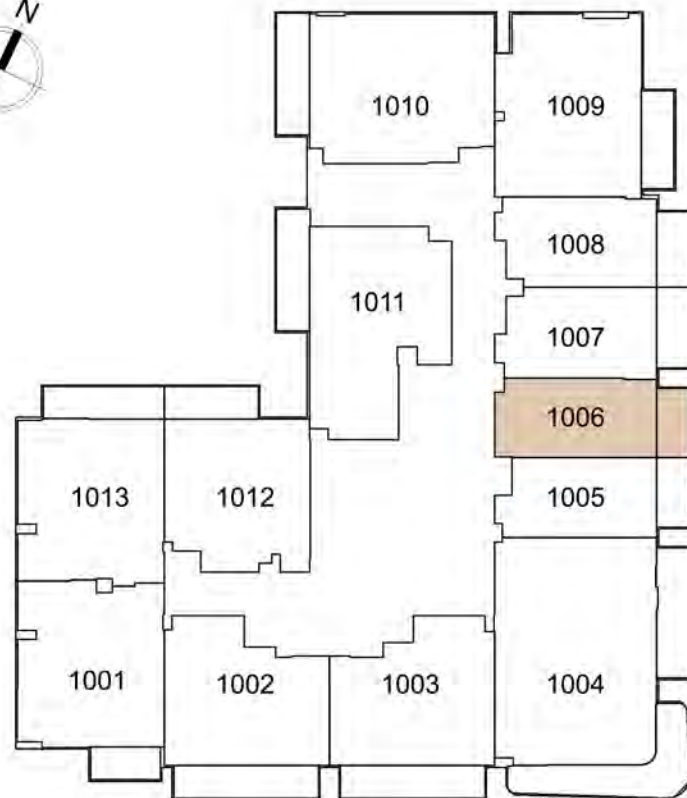


1. All dimensions are in imperial and metric, and measured to structural elements and exclude wall finishes and construction tolerances. 2. All materials, dimensions, and drawings are approximate only. 3. Information is subject to change without notice at developer's absolute discretion. 4. Actual area may vary from the stated area. 5. Drawings not to scale. 6. All images used are for illustrative purposes only and do not represent the actual size, features, specifications, fittings, and furnishings. 7. The developer reserves the right to make revisions / alterations, at its absolute discretion, without any liability whatsoever.

LUME

UNIT : 1006 STUDIO TYPE B

| | |
|----------------|---------------|
| APARTMENT AREA | 294.82 SQ.FT. |
| BALCONY AREA | 52.74 SQ.FT. |
| TOTAL AREA | 347.57 SQ.FT. |

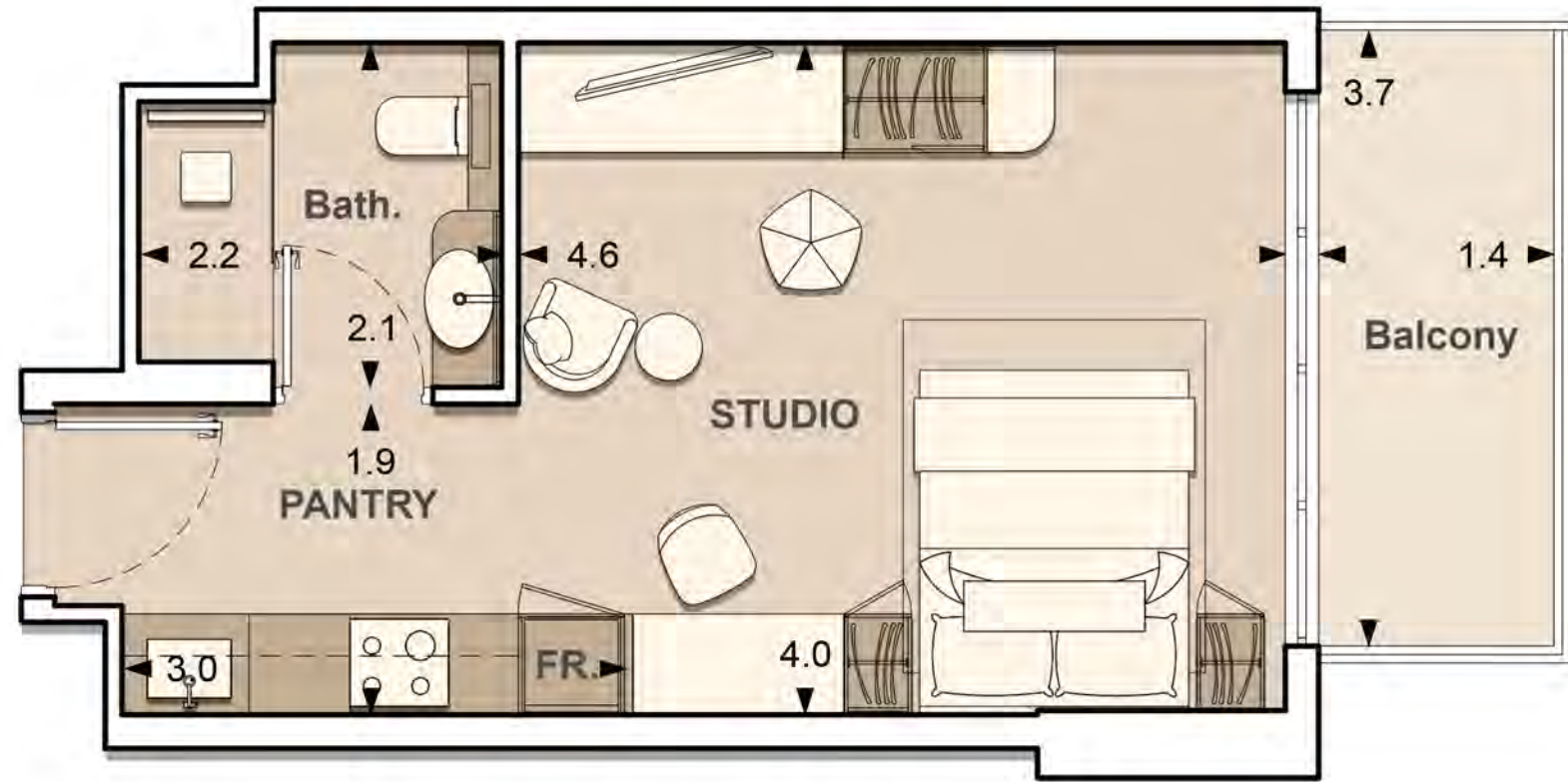
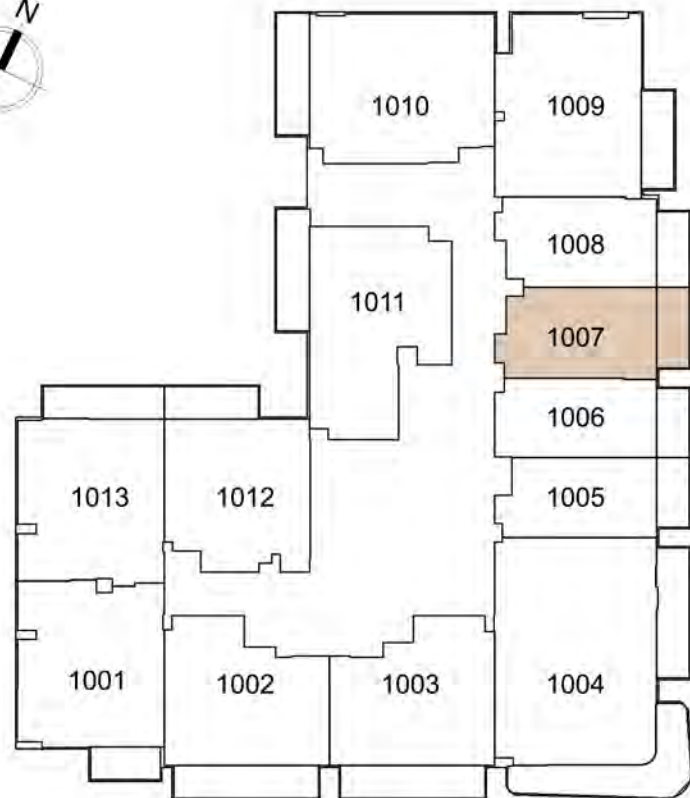


1. All dimensions are in imperial and metric, and measured to structural elements and exclude wall finishes and construction tolerances. 2. All materials, dimensions, and drawings are approximate only. 3. Information is subject to change without notice at developer's absolute discretion. 4. Actual area may vary from the stated area. 5. Drawings not to scale. 6. All images used are for illustrative purposes only and do not represent the actual size, features, specifications, fittings, and furnishings. 7. The developer reserves the right to make revisions / alterations, at its absolute discretion, without any liability whatsoever.

LUME

UNIT : 1007 STUDIO TYPE A

| | | |
|----------------|--------|--------|
| APARTMENT AREA | 321.84 | SQ.FT. |
| BALCONY AREA | 61.03 | SQ.FT. |
| TOTAL AREA | 382.87 | SQ.FT. |

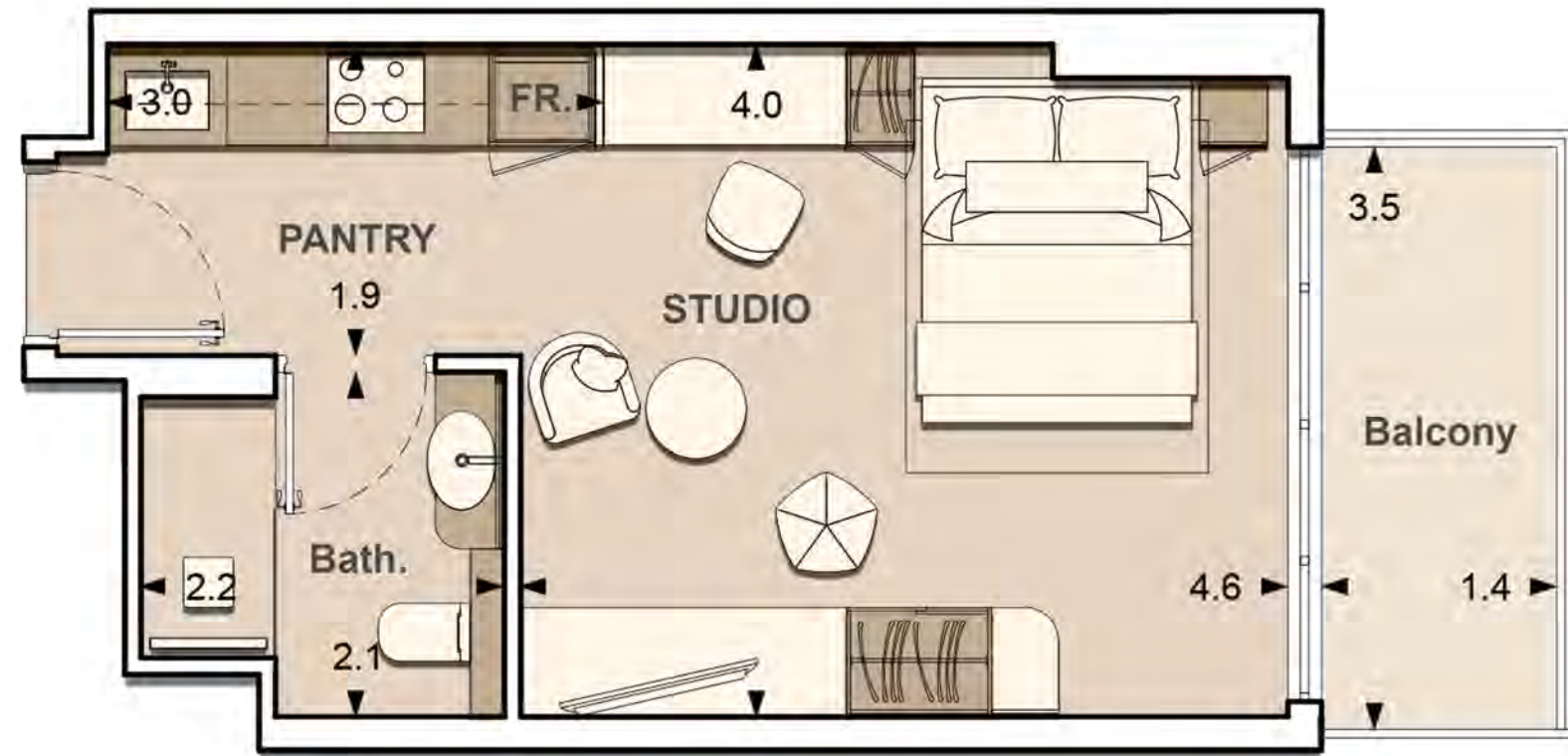
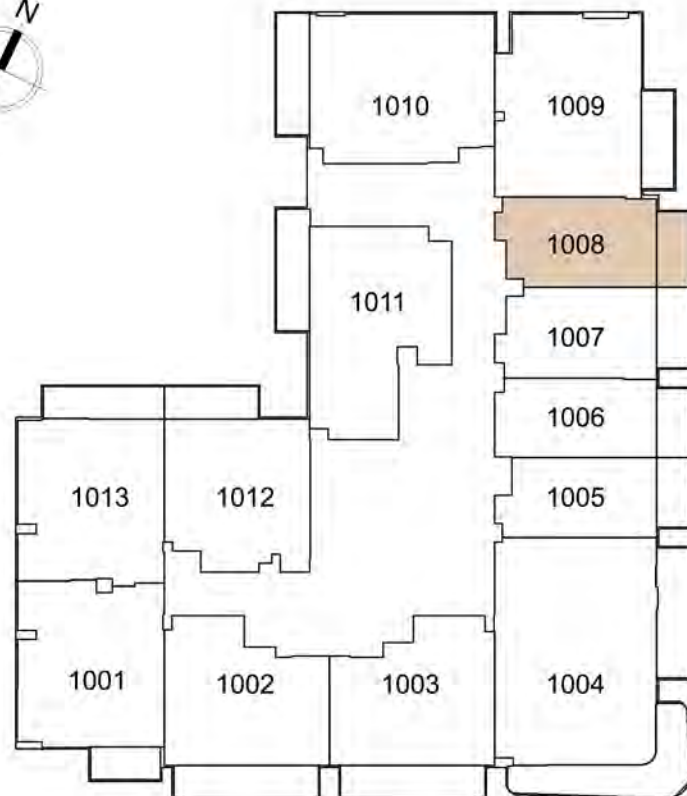


1. All dimensions are in imperial and metric, and measured to structural elements and exclude wall finishes and construction tolerances. 2. All materials, dimensions, and drawings are approximate only. 3. Information is subject to change without notice at developer's absolute discretion. 4. Actual area may vary from the stated area. 5. Drawings not to scale. 6. All images used are for illustrative purposes only and do not represent the actual size, features, specifications, fittings, and furnishings. 7. The developer reserves the right to make revisions / alterations, at its absolute discretion, without any liability whatsoever.

LUME

UNIT : 1008 STUDIO TYPE A

| | |
|----------------|---------------|
| APARTMENT AREA | 319.69 SQ.FT. |
| BALCONY AREA | 57.69 SQ.FT. |
| TOTAL AREA | 377.38 SQ.FT. |

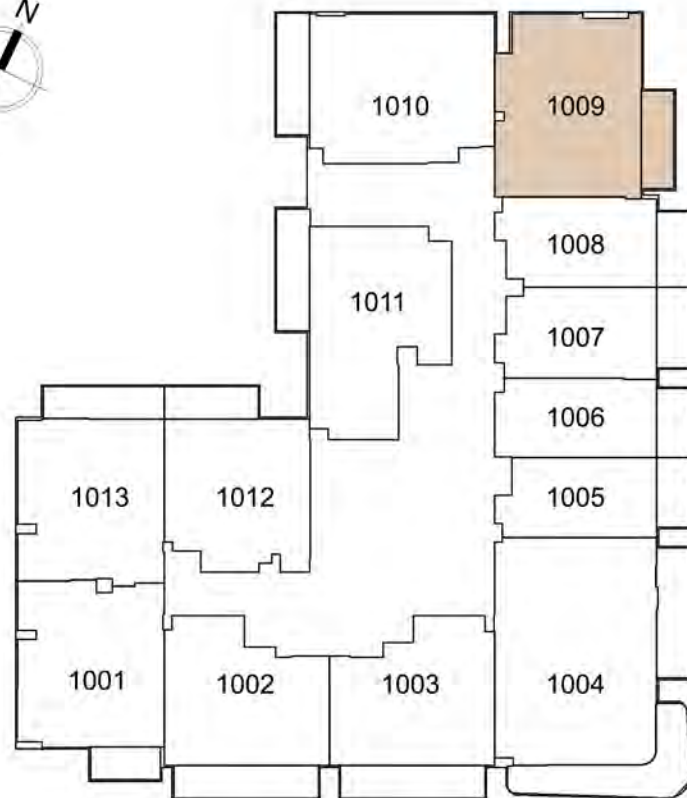


1. All dimensions are in imperial and metric, and measured to structural elements and exclude wall finishes and construction tolerances. 2. All materials, dimensions, and drawings are approximate only. 3. Information is subject to change without notice at developer's absolute discretion. 4. Actual area may vary from the stated area. 5. Drawings not to scale. 6. All images used are for illustrative purposes only and do not represent the actual size, features, specifications, fittings, and furnishings. 7. The developer reserves the right to make revisions / alterations, at its absolute discretion, without any liability whatsoever.

LUME

UNIT : 1009 1 - BEDROOM TYPE C

| | |
|----------------|---------------|
| APARTMENT AREA | 601.70 SQ.FT. |
| BALCONY AREA | 74.70 SQ.FT. |
| TOTAL AREA | 676.40 SQ.FT. |

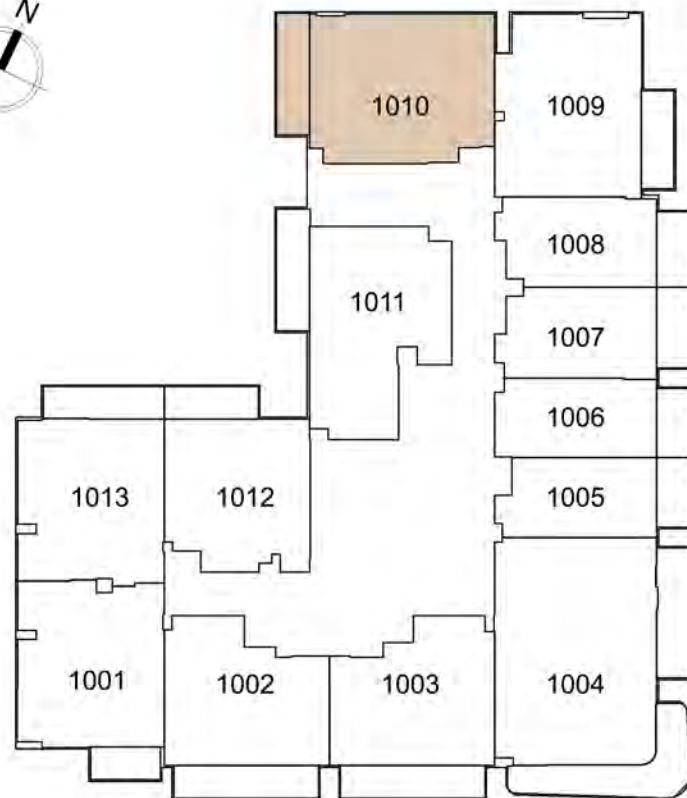


1. All dimensions are in imperial and metric, and measured to structural elements and exclude wall finishes and construction tolerances. 2. All materials, dimensions, and drawings are approximate only. 3. Information is subject to change without notice at developer's absolute discretion. 4. Actual area may vary from the stated area. 5. Drawings not to scale. 6. All images used are for illustrative purposes only and do not represent the actual size, features, specifications, fittings, and furnishings. 7. The developer reserves the right to make revisions / alterations, at its absolute discretion, without any liability whatsoever.

LUME

UNIT : 1010 1 - BEDROOM TYPE D

| | | |
|----------------|--------|--------|
| APARTMENT AREA | 622.37 | SQ.FT. |
| BALCONY AREA | 92.78 | SQ.FT. |
| TOTAL AREA | 715.15 | SQ.FT. |

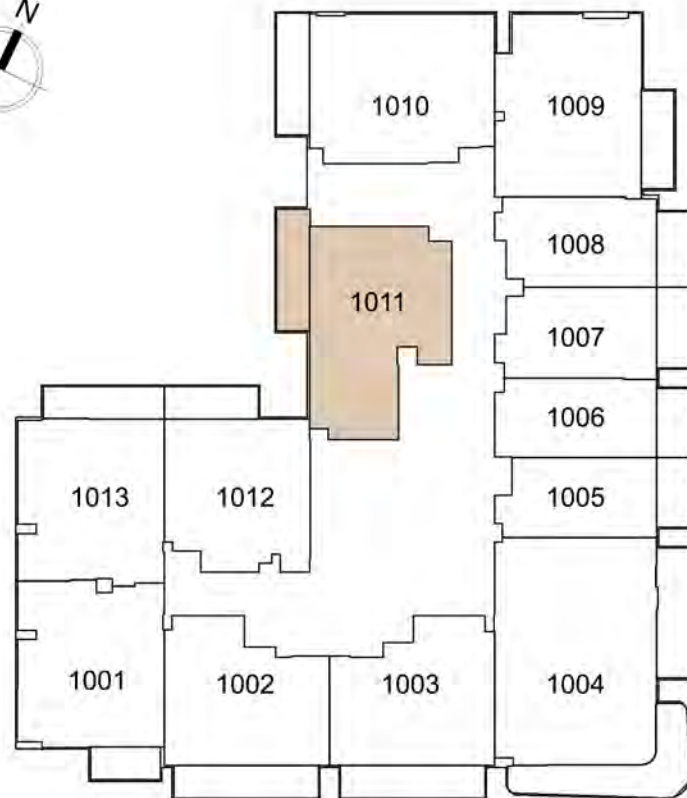


1. All dimensions are in imperial and metric, and measured to structural elements and exclude wall finishes and construction tolerances. 2. All materials, dimensions, and drawings are approximate only. 3. Information is subject to change without notice at developer's absolute discretion. 4. Actual area may vary from the stated area. 5. Drawings not to scale. 6. All images used are for illustrative purposes only and do not represent the actual size, features, specifications, fittings, and furnishings. 7. The developer reserves the right to make revisions / alterations, at its absolute discretion, without any liability whatsoever.

LUME

UNIT : 1011 1 - BEDROOM TYPE E

| | | |
|----------------|--------|--------|
| APARTMENT AREA | 591.91 | SQ.FT. |
| BALCONY AREA | 93.22 | SQ.FT. |
| TOTAL AREA | 685.12 | SQ.FT. |

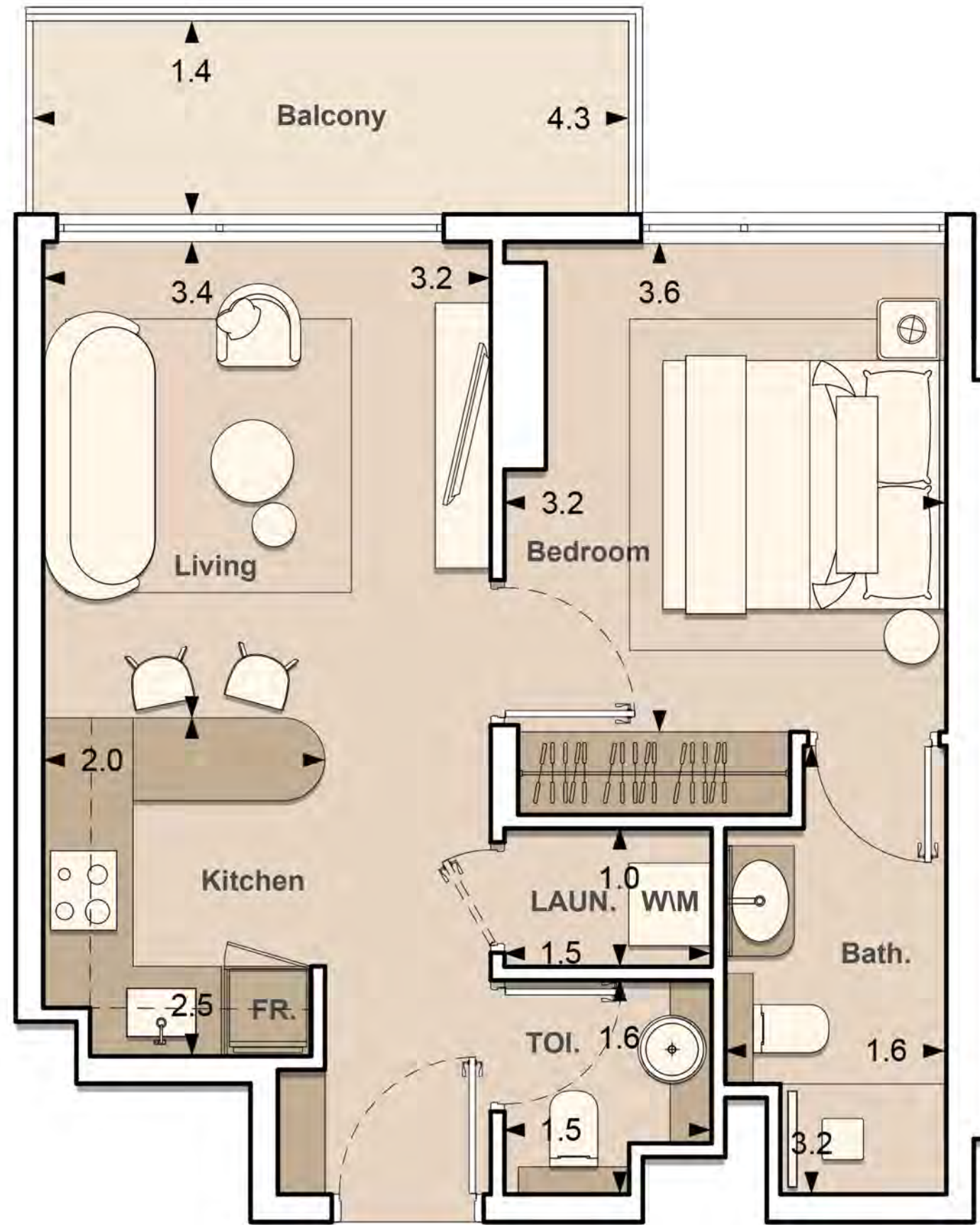
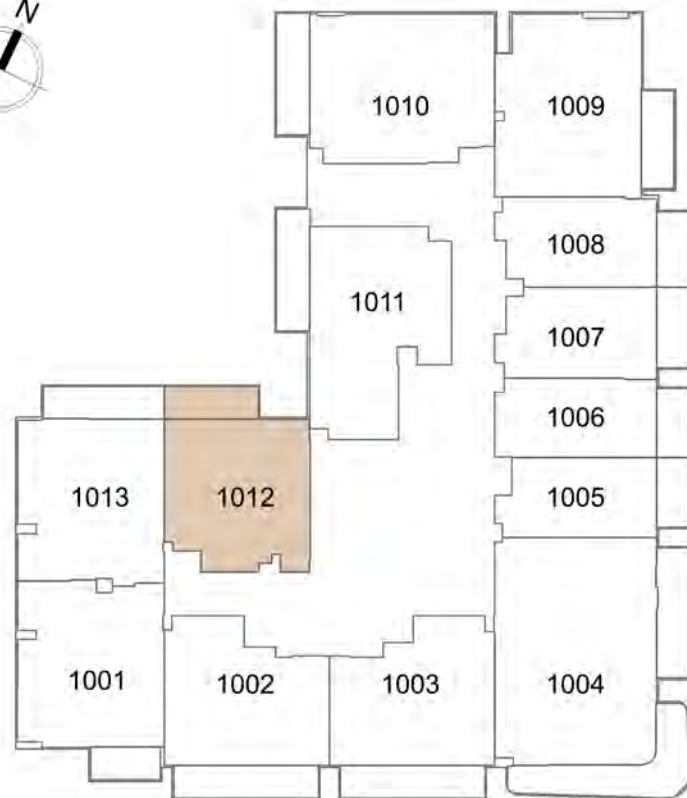


1. All dimensions are in imperial and metric, and measured to structural elements and exclude wall finishes and construction tolerances. 2. All materials, dimensions, and drawings are approximate only. 3. Information is subject to change without notice at developer's absolute discretion. 4. Actual area may vary from the stated area. 5. Drawings not to scale. 6. All images used are for illustrative purposes only and do not represent the actual size, features, specifications, fittings, and furnishings. 7. The developer reserves the right to make revisions / alterations, at its absolute discretion, without any liability whatsoever.

LUME

UNIT : 1012 1 - BEDROOM TYPE F

| | | |
|----------------|--------|--------|
| APARTMENT AREA | 491.70 | SQ.FT. |
| BALCONY AREA | 71.69 | SQ.FT. |
| TOTAL AREA | 563.38 | SQ.FT. |

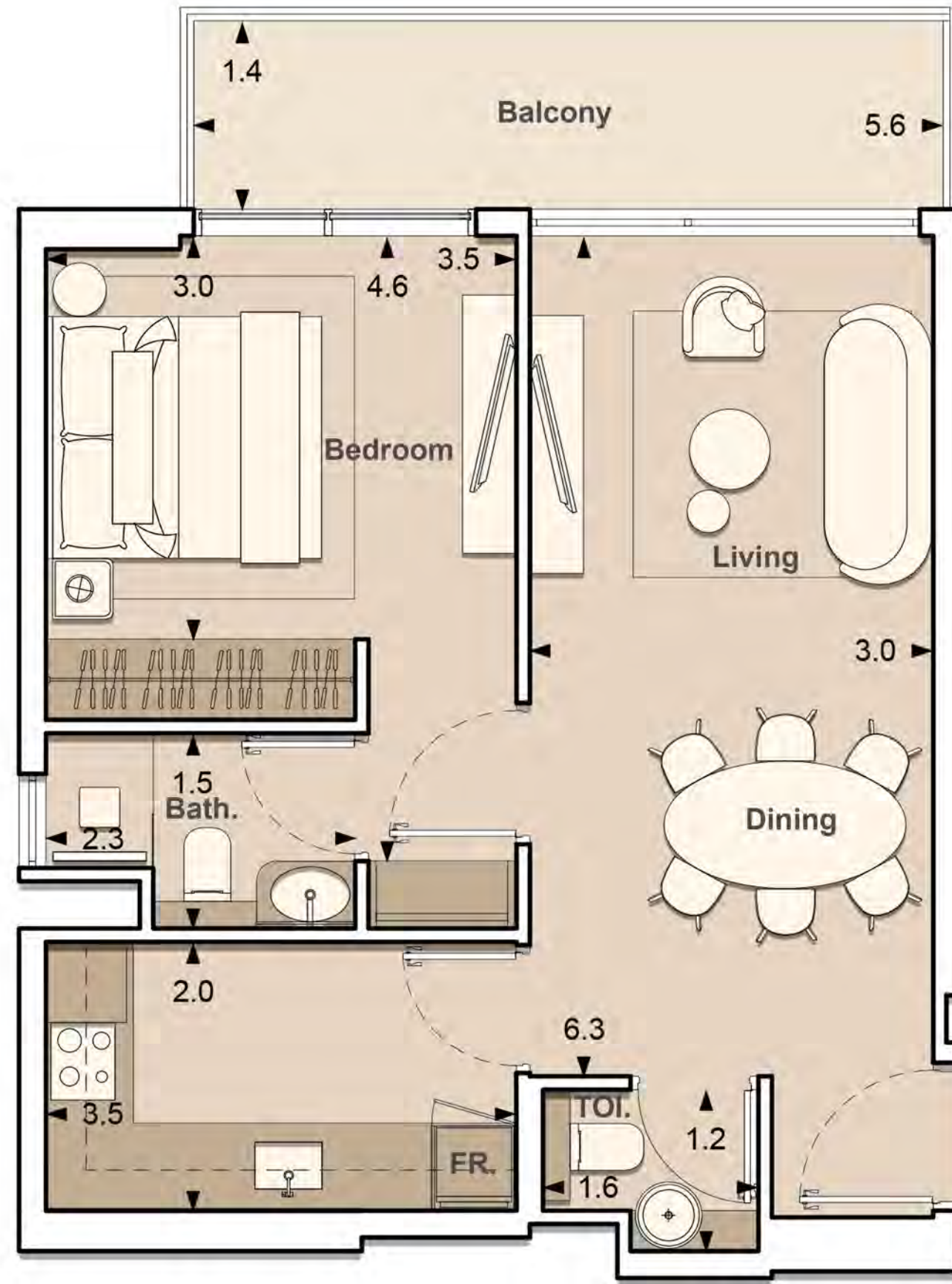
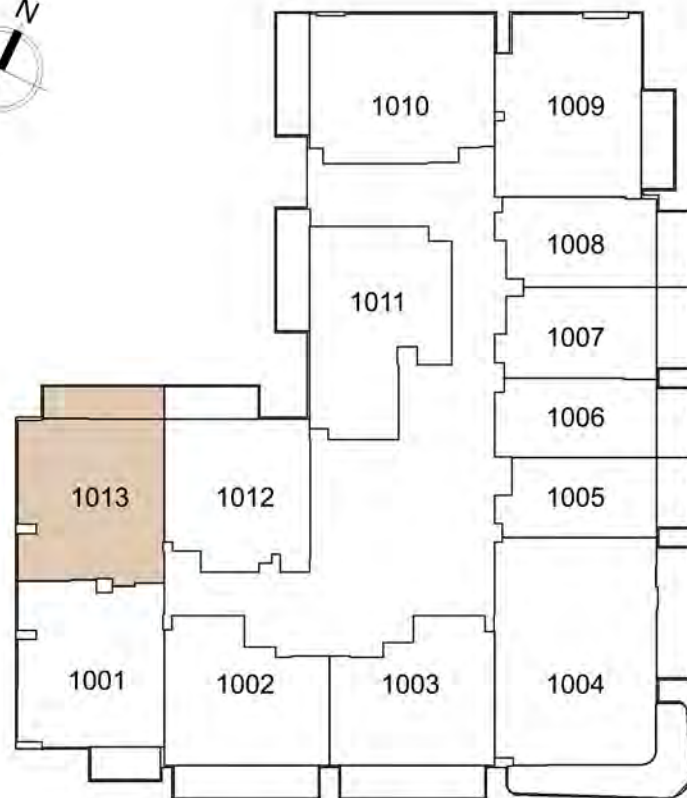


1. All dimensions are in imperial and metric, and measured to structural elements and exclude wall finishes and construction tolerances. 2. All materials, dimensions, and drawings are approximate only. 3. Information is subject to change without notice at developer's absolute discretion. 4. Actual area may vary from the stated area. 5. Drawings not to scale. 6. All images used are for illustrative purposes only and do not represent the actual size, features, specifications, fittings, and furnishings. 7. The developer reserves the right to make revisions / alterations, at its absolute discretion, without any liability whatsoever.

LUME

UNIT : 1013 1 - BEDROOM TYPE G

| | |
|----------------|---------------|
| APARTMENT AREA | 547.88 SQ.FT. |
| BALCONY AREA | 91.28 SQ.FT. |
| TOTAL AREA | 639.16 SQ.FT. |



1. All dimensions are in imperial and metric, and measured to structural elements and exclude wall finishes and construction tolerances. 2. All materials, dimensions, and drawings are approximate only. 3. Information is subject to change without notice at developer's absolute discretion. 4. Actual area may vary from the stated area. 5. Drawings not to scale. 6. All images used are for illustrative purposes only and do not represent the actual size, features, specifications, fittings, and furnishings. 7. The developer reserves the right to make revisions / alterations, at its absolute discretion, without any liability whatsoever.

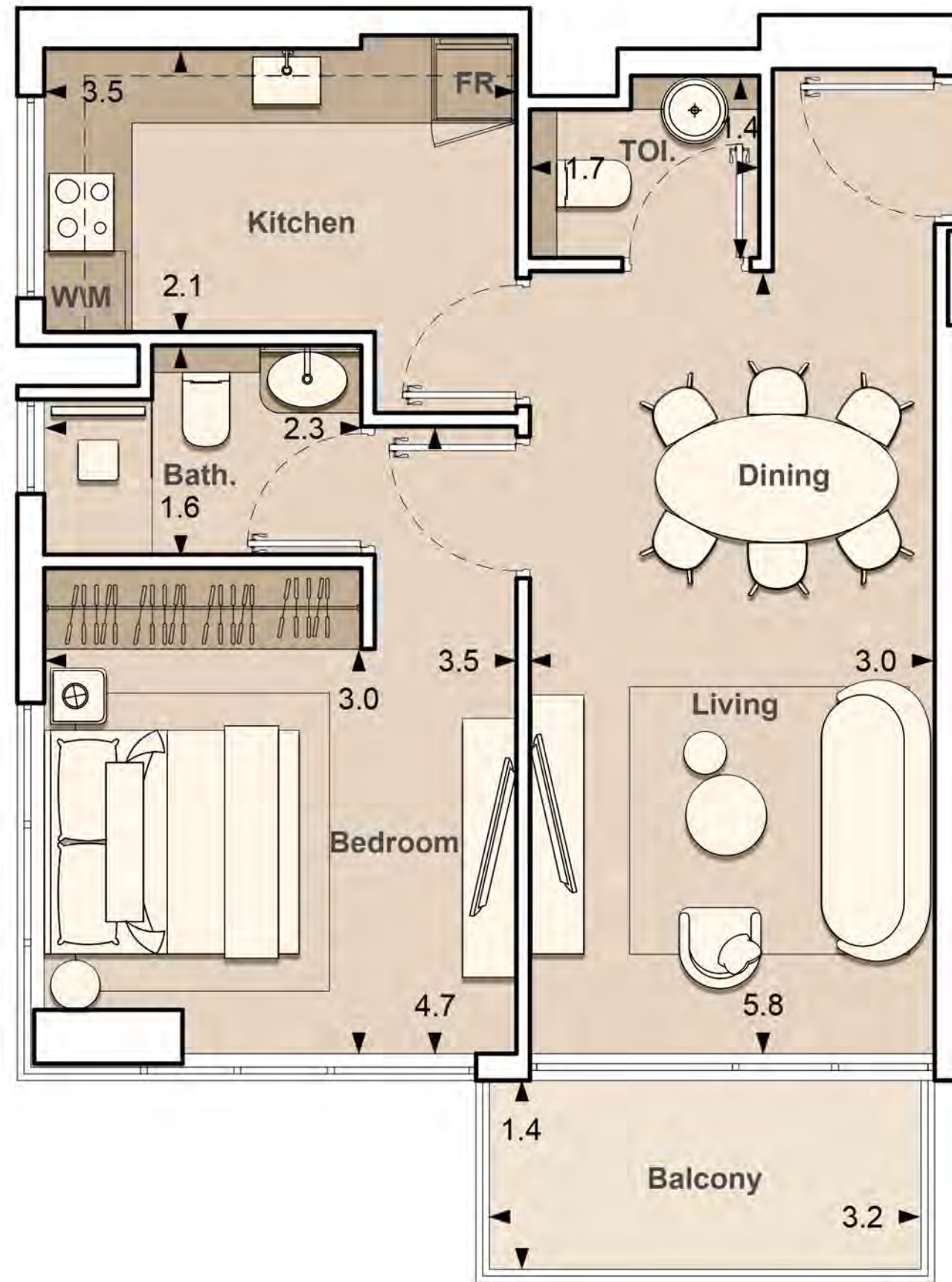
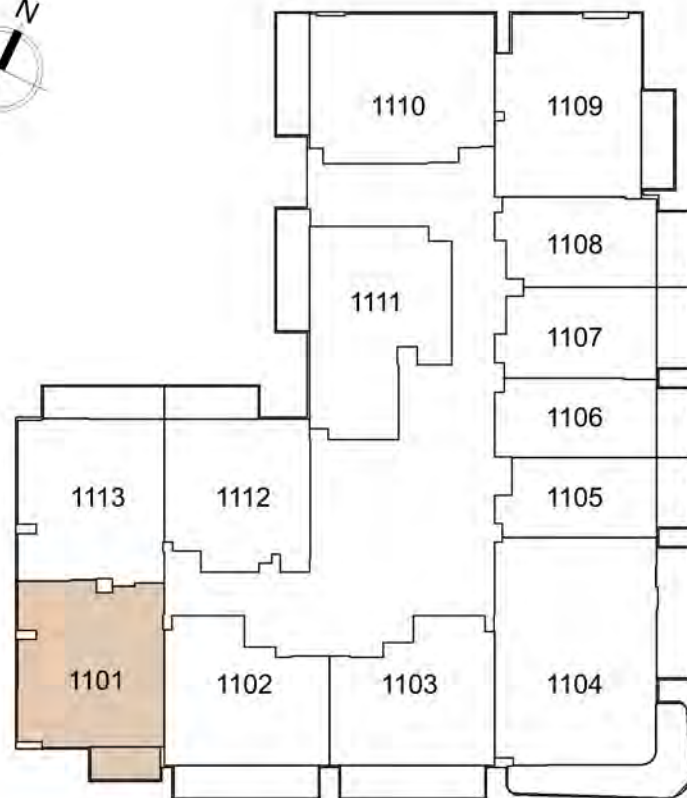


11TH FLOOR

LUME

UNIT : 1101 1 - BEDROOM TYPE B

| | |
|----------------|---------------|
| APARTMENT AREA | 550.04 SQ.FT. |
| BALCONY AREA | 53.39 SQ.FT. |
| TOTAL AREA | 603.42 SQ.FT. |

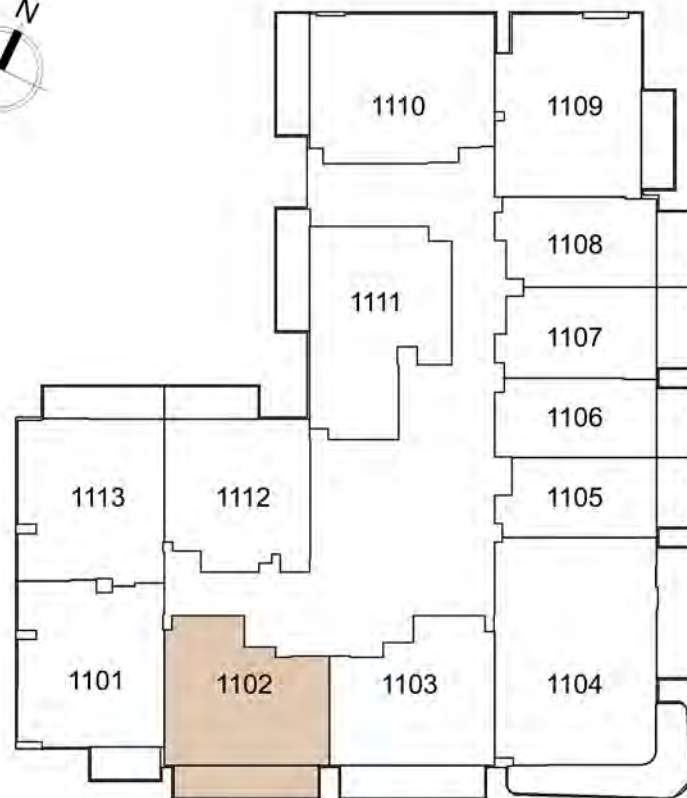


1. All dimensions are in imperial and metric, and measured to structural elements and exclude wall finishes and construction tolerances. 2. All materials, dimensions, and drawings are approximate only. 3. Information is subject to change without notice at developer's absolute discretion. 4. Actual area may vary from the stated area. 5. Drawings not to scale. 6. All images used are for illustrative purposes only and do not represent the actual size, features, specifications, fittings, and furnishings. 7. The developer reserves the right to make revisions / alterations, at its absolute discretion, without any liability whatsoever.

LUME

UNIT : 1102 1 - BEDROOM TYPE A

| | | |
|----------------|--------|--------|
| APARTMENT AREA | 497.51 | SQ.FT. |
| BALCONY AREA | 110.22 | SQ.FT. |
| TOTAL AREA | 607.73 | SQ.FT. |

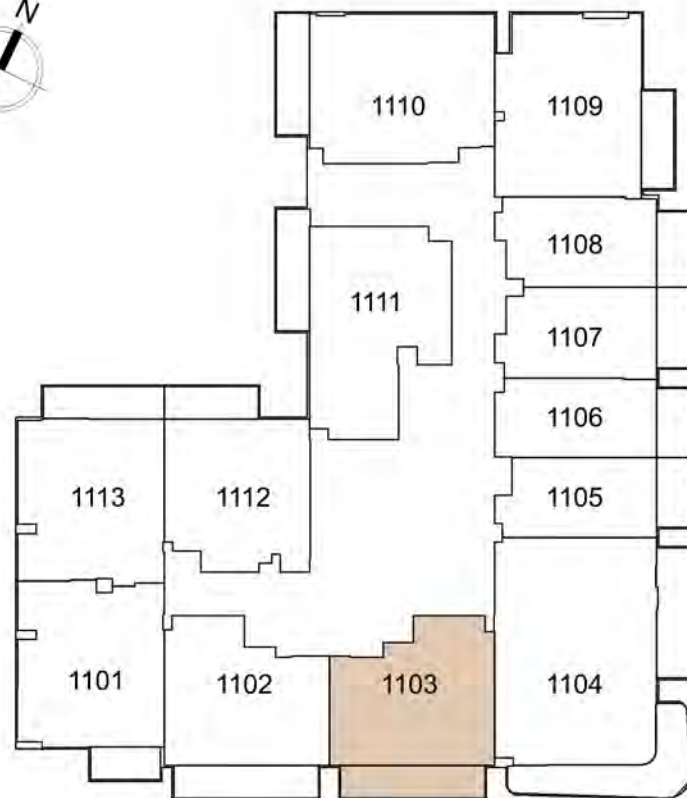


1. All dimensions are in imperial and metric, and measured to structural elements and exclude wall finishes and construction tolerances. 2. All materials, dimensions, and drawings are approximate only. 3. Information is subject to change without notice at developer's absolute discretion. 4. Actual area may vary from the stated area. 5. Drawings not to scale. 6. All images used are for illustrative purposes only and do not represent the actual size, features, specifications, fittings, and furnishings. 7. The developer reserves the right to make revisions / alterations, at its absolute discretion, without any liability whatsoever.

LUME

UNIT : 1103 1 - BEDROOM TYPE A

| | | |
|----------------|--------|--------|
| APARTMENT AREA | 499.77 | SQ.FT. |
| BALCONY AREA | 110.22 | SQ.FT. |
| TOTAL AREA | 609.99 | SQ.FT. |

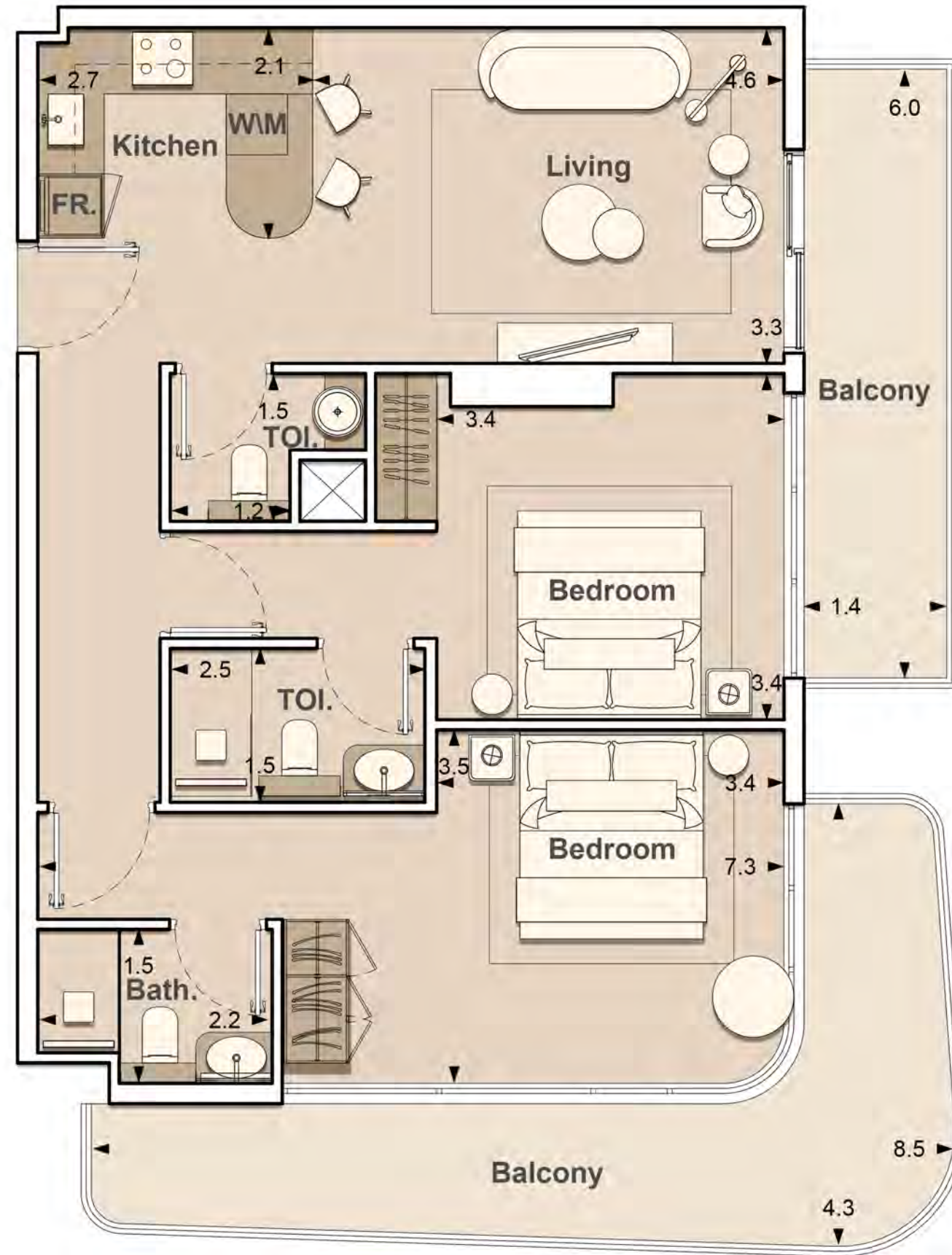
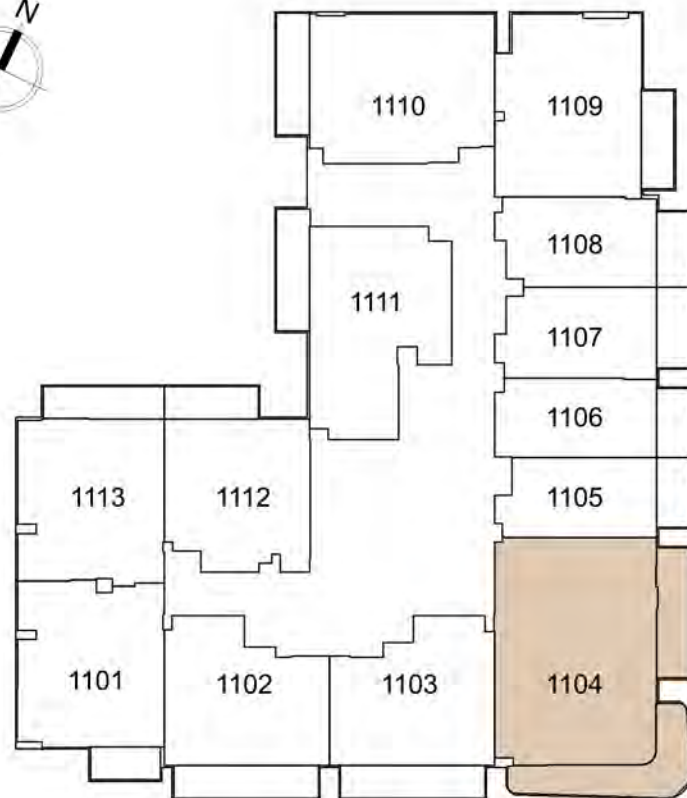


1. All dimensions are in imperial and metric, and measured to structural elements and exclude wall finishes and construction tolerances. 2. All materials, dimensions, and drawings are approximate only. 3. Information is subject to change without notice at developer's absolute discretion. 4. Actual area may vary from the stated area. 5. Drawings not to scale. 6. All images used are for illustrative purposes only and do not represent the actual size, features, specifications, fittings, and furnishings. 7. The developer reserves the right to make revisions / alterations, at its absolute discretion, without any liability whatsoever.

LUME

UNIT : 1104 2 - BEDROOM TYPE A

| | |
|----------------|----------------|
| APARTMENT AREA | 843.57 SQ.FT. |
| BALCONY AREA | 274.80 SQ.FT. |
| TOTAL AREA | 1118.37 SQ.FT. |

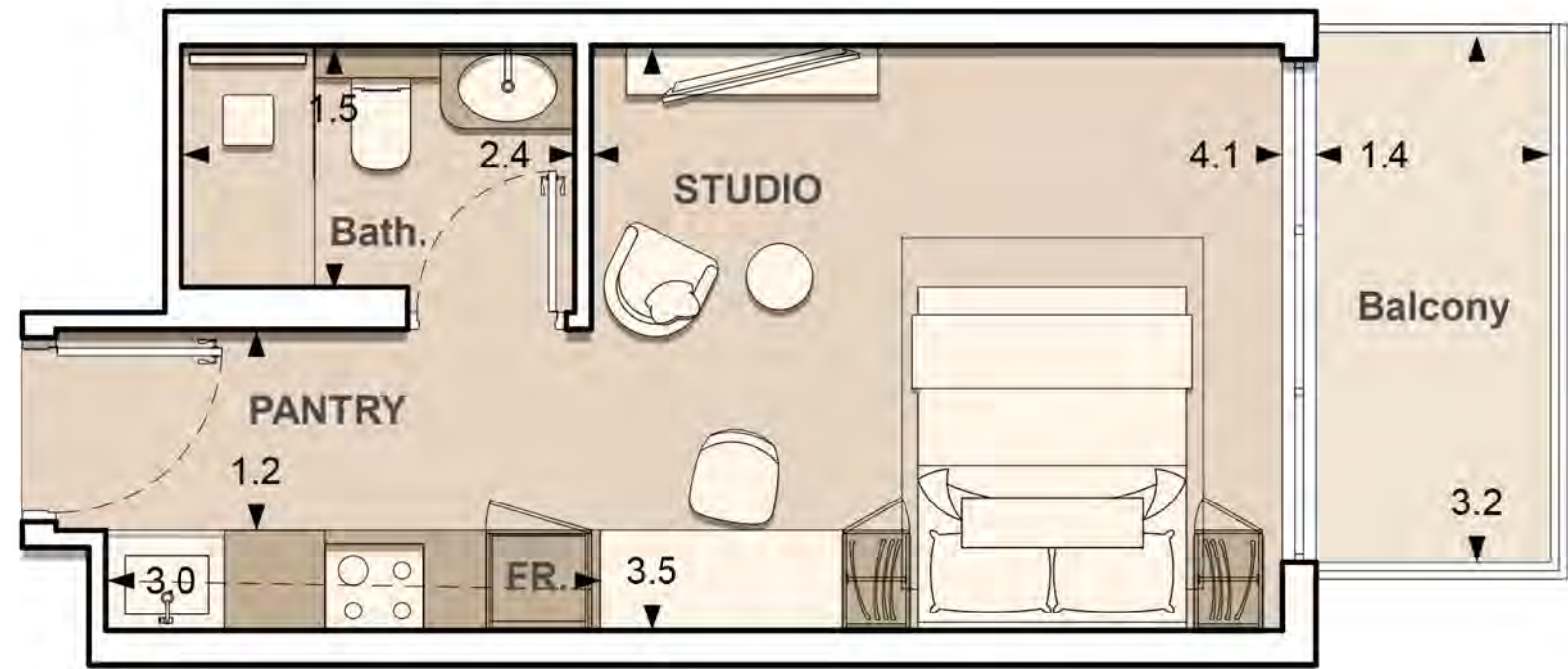
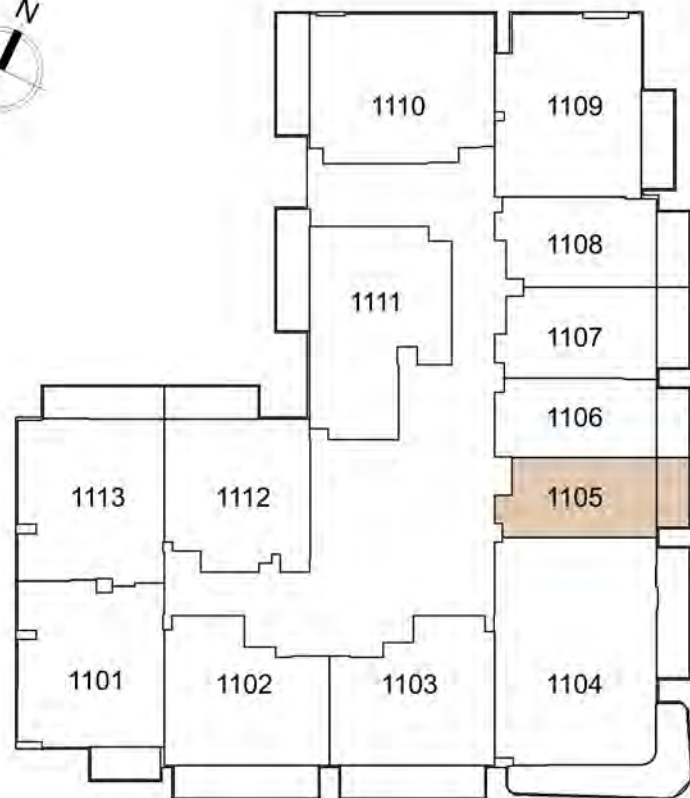


1. All dimensions are in imperial and metric, and measured to structural elements and exclude wall finishes and construction tolerances. 2. All materials, dimensions, and drawings are approximate only. 3. Information is subject to change without notice at developer's absolute discretion. 4. Actual area may vary from the stated area. 5. Drawings not to scale. 6. All images used are for illustrative purposes only and do not represent the actual size, features, specifications, fittings, and furnishings. 7. The developer reserves the right to make revisions / alterations, at its absolute discretion, without any liability whatsoever.

LUME

UNIT : 1105 STUDIO TYPE C

| | |
|----------------|---------------|
| APARTMENT AREA | 282.34 SQ.FT. |
| BALCONY AREA | 52.74 SQ.FT. |
| TOTAL AREA | 335.08 SQ.FT. |

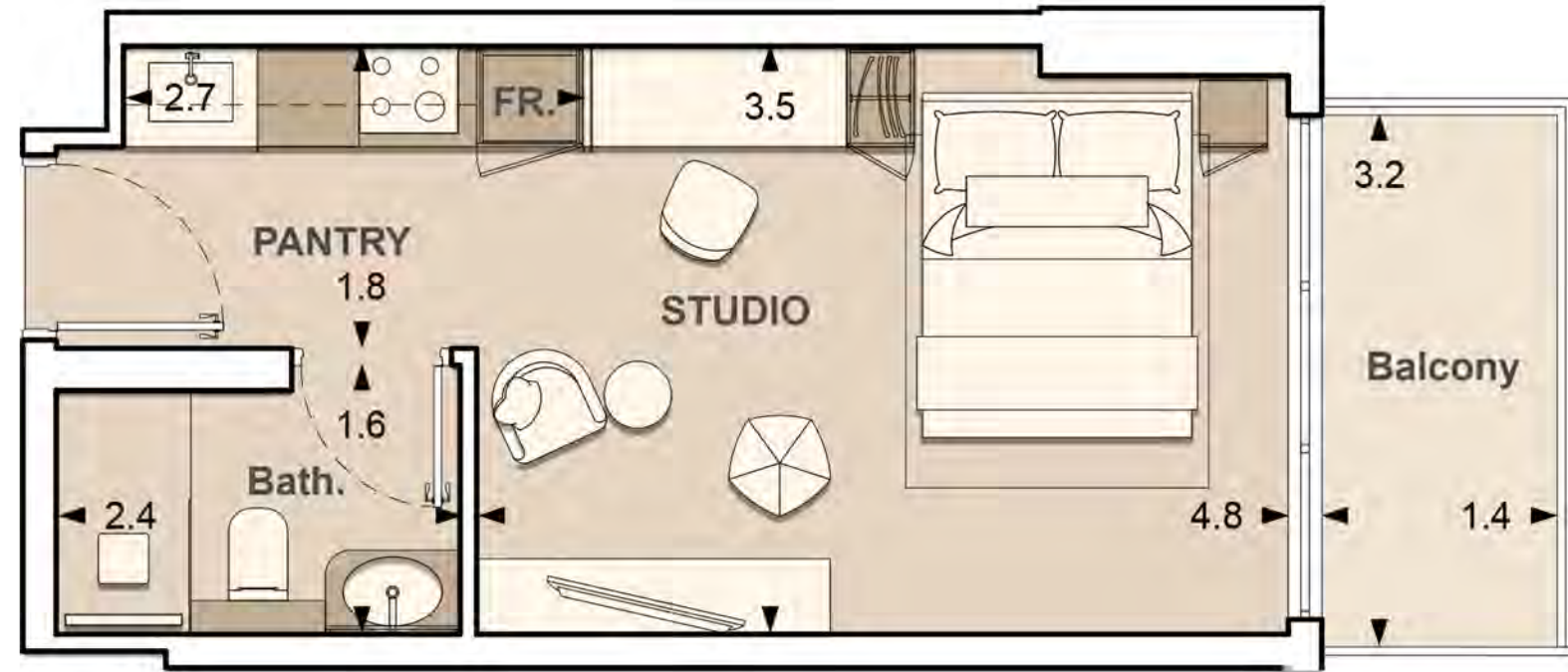
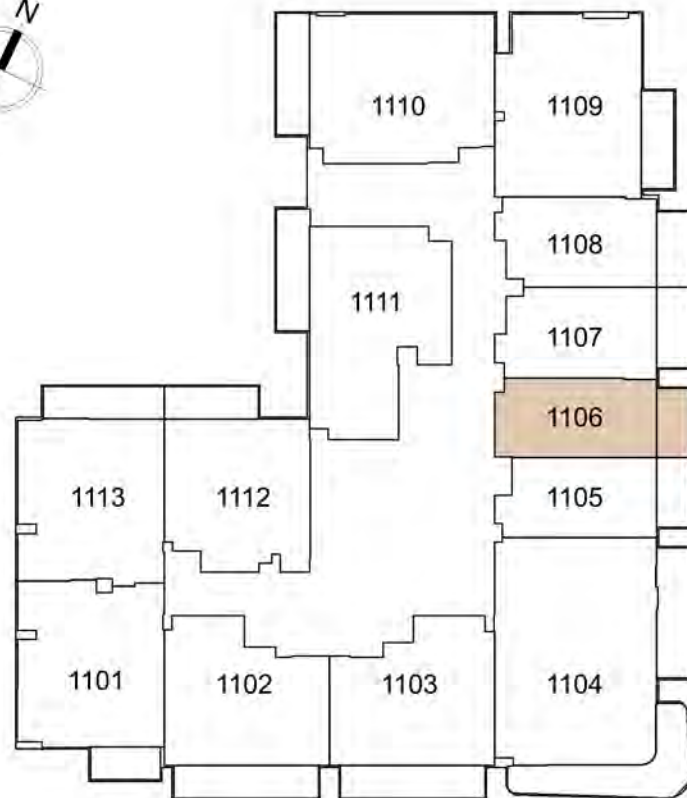


1. All dimensions are in imperial and metric, and measured to structural elements and exclude wall finishes and construction tolerances. 2. All materials, dimensions, and drawings are approximate only. 3. Information is subject to change without notice at developer's absolute discretion. 4. Actual area may vary from the stated area. 5. Drawings not to scale. 6. All images used are for illustrative purposes only and do not represent the actual size, features, specifications, fittings, and furnishings. 7. The developer reserves the right to make revisions / alterations, at its absolute discretion, without any liability whatsoever.

LUME

UNIT : 1106 STUDIO TYPE B

| | |
|----------------|---------------|
| APARTMENT AREA | 294.82 SQ.FT. |
| BALCONY AREA | 52.74 SQ.FT. |
| TOTAL AREA | 347.57 SQ.FT. |

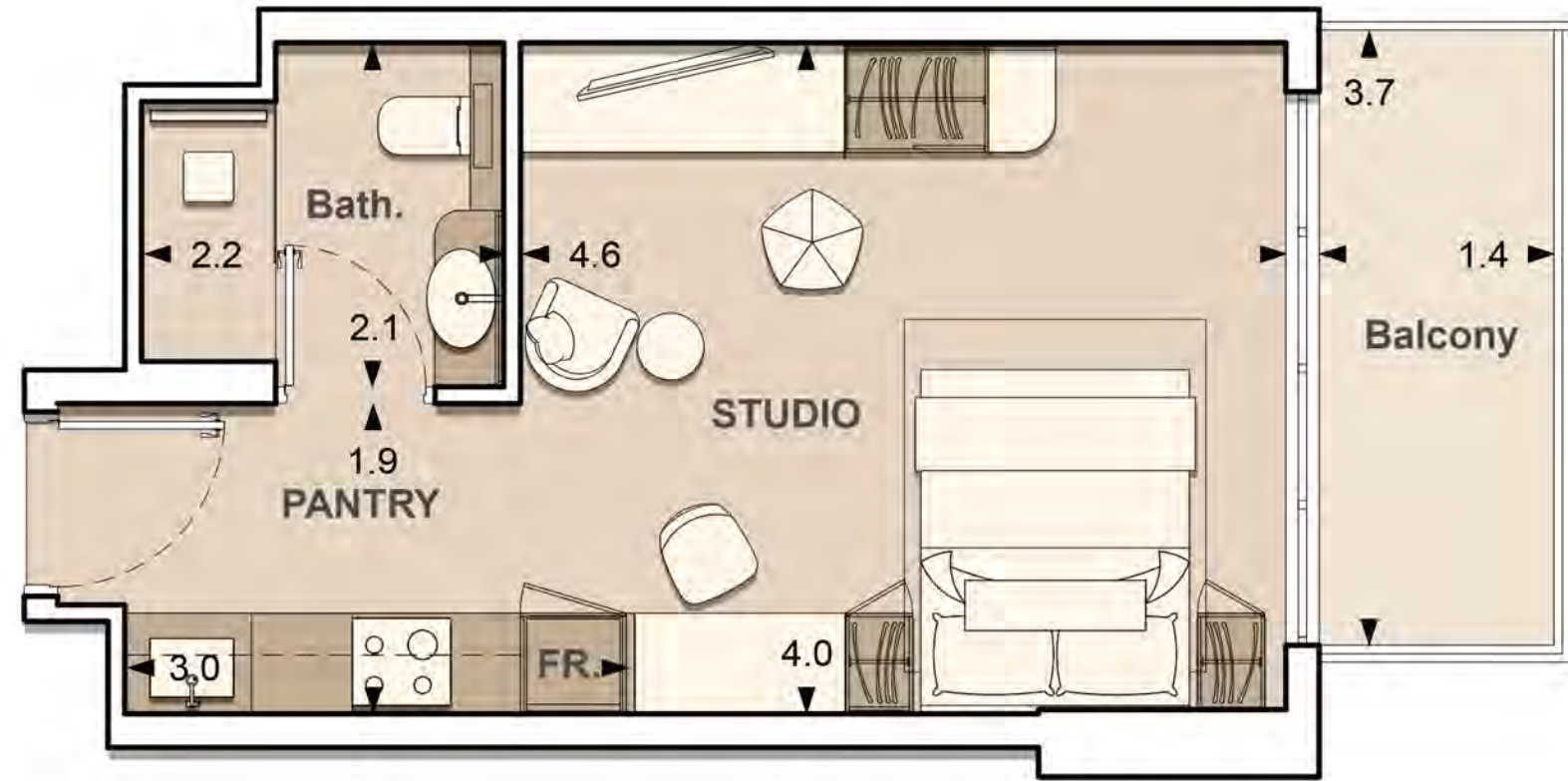
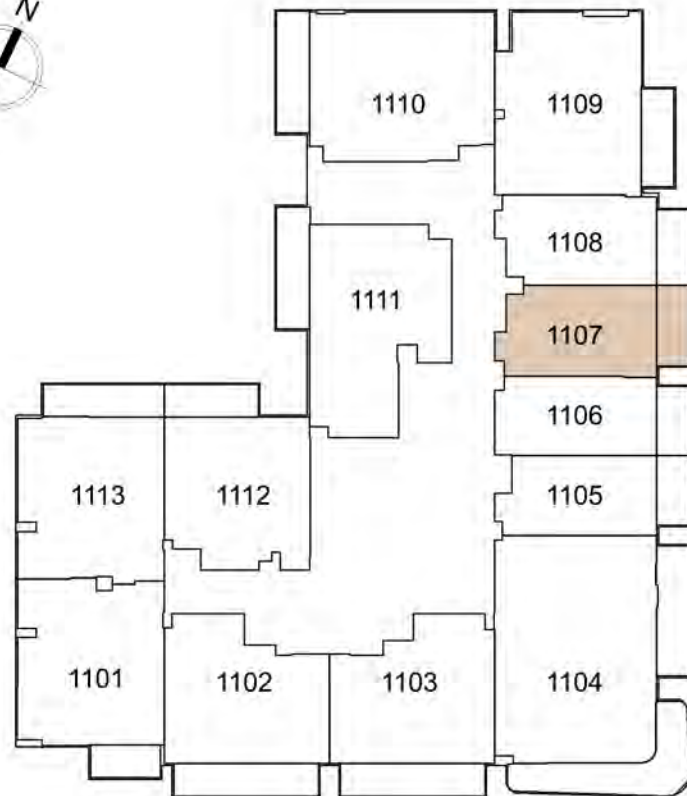


1. All dimensions are in imperial and metric, and measured to structural elements and exclude wall finishes and construction tolerances. 2. All materials, dimensions, and drawings are approximate only. 3. Information is subject to change without notice at developer's absolute discretion. 4. Actual area may vary from the stated area. 5. Drawings not to scale. 6. All images used are for illustrative purposes only and do not represent the actual size, features, specifications, fittings, and furnishings. 7. The developer reserves the right to make revisions / alterations, at its absolute discretion, without any liability whatsoever.

LUME

UNIT : 1107 STUDIO TYPE A

| | | |
|----------------|--------|--------|
| APARTMENT AREA | 321.84 | SQ.FT. |
| BALCONY AREA | 61.03 | SQ.FT. |
| TOTAL AREA | 382.87 | SQ.FT. |

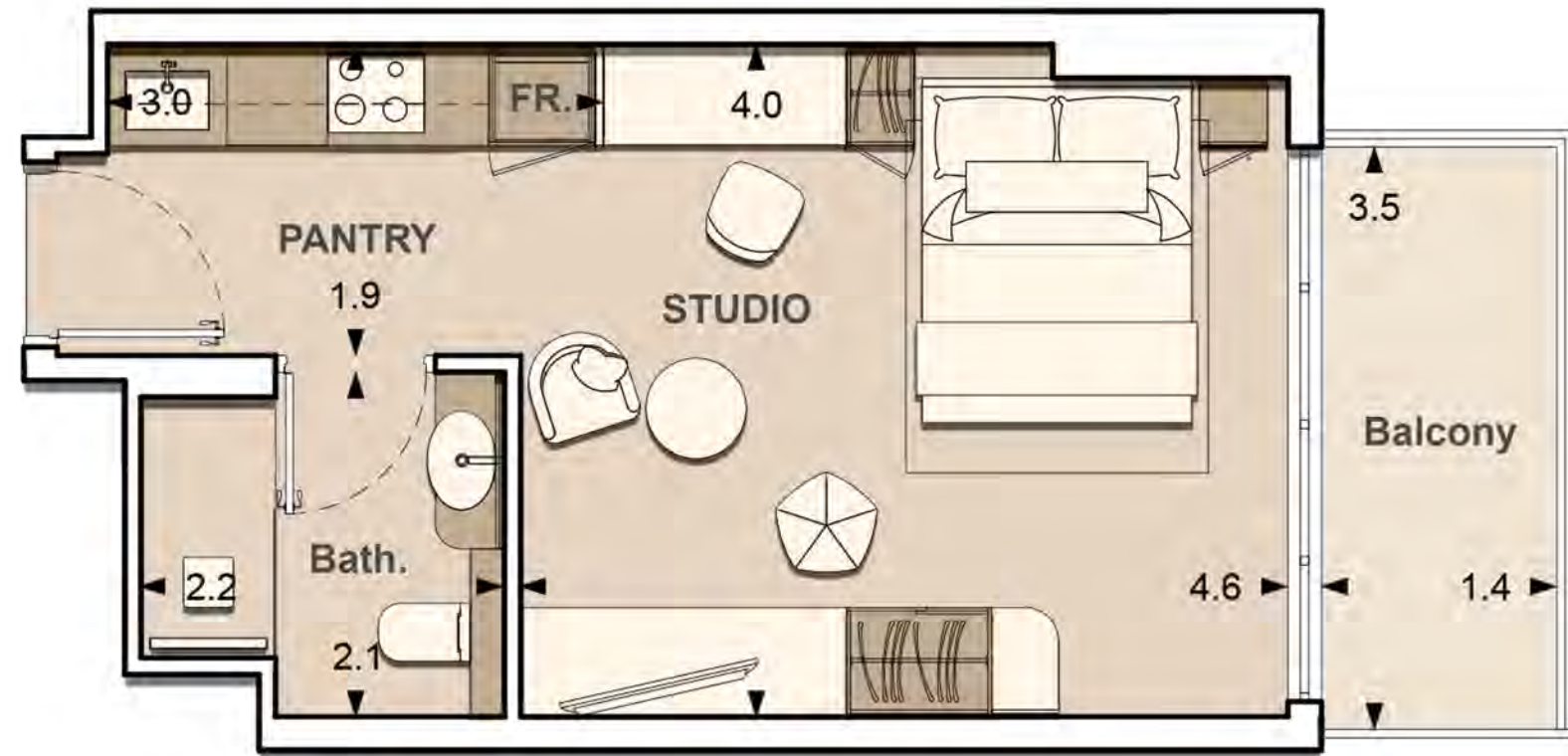
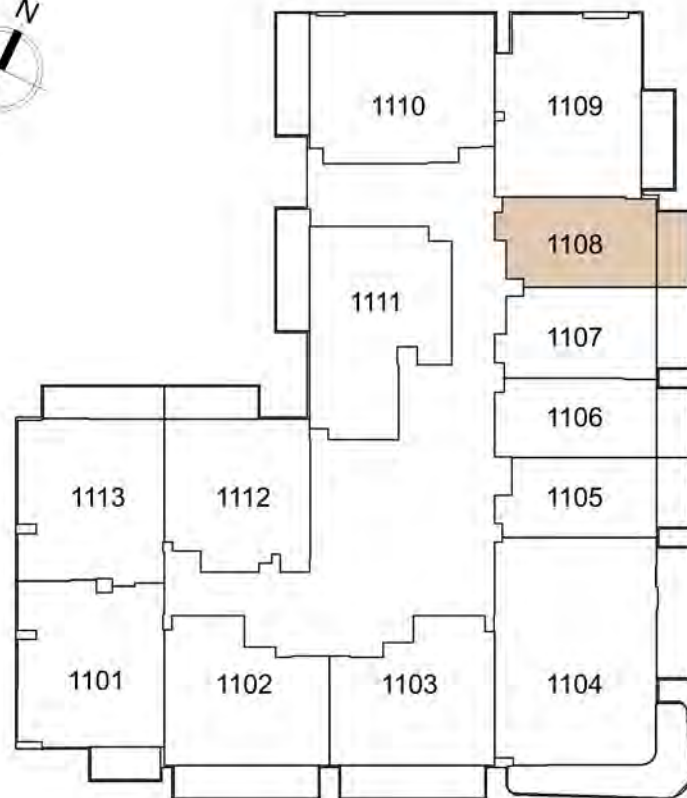


1. All dimensions are in imperial and metric, and measured to structural elements and exclude wall finishes and construction tolerances. 2. All materials, dimensions, and drawings are approximate only. 3. Information is subject to change without notice at developer's absolute discretion. 4. Actual area may vary from the stated area. 5. Drawings not to scale. 6. All images used are for illustrative purposes only and do not represent the actual size, features, specifications, fittings, and furnishings. 7. The developer reserves the right to make revisions / alterations, at its absolute discretion, without any liability whatsoever.

LUME

UNIT : 1108 STUDIO TYPE A

| | |
|----------------|---------------|
| APARTMENT AREA | 319.69 SQ.FT. |
| BALCONY AREA | 57.69 SQ.FT. |
| TOTAL AREA | 377.38 SQ.FT. |

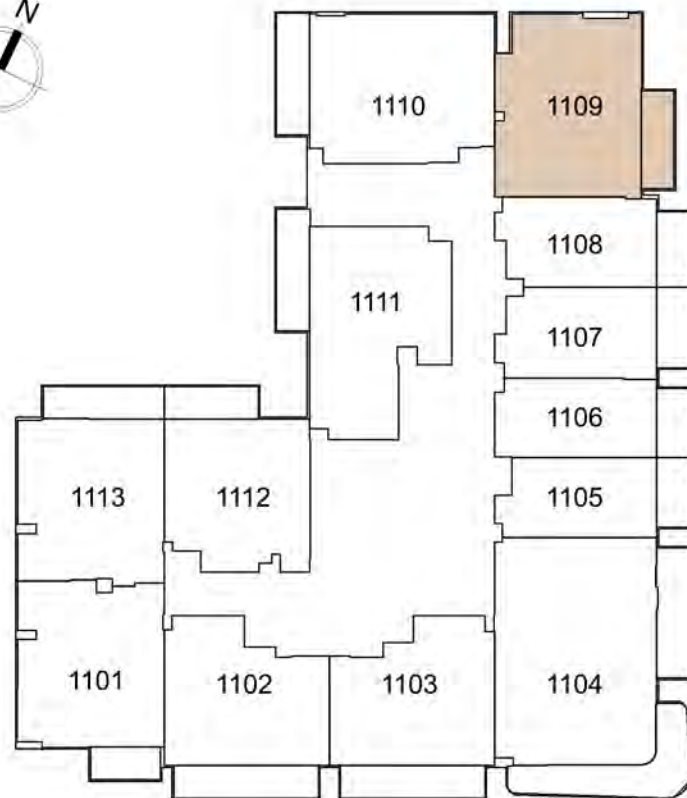


1. All dimensions are in imperial and metric, and measured to structural elements and exclude wall finishes and construction tolerances. 2. All materials, dimensions, and drawings are approximate only. 3. Information is subject to change without notice at developer's absolute discretion. 4. Actual area may vary from the stated area. 5. Drawings not to scale. 6. All images used are for illustrative purposes only and do not represent the actual size, features, specifications, fittings, and furnishings. 7. The developer reserves the right to make revisions / alterations, at its absolute discretion, without any liability whatsoever.

LUME

UNIT : 1109 1 - BEDROOM TYPE C

| | |
|----------------|---------------|
| APARTMENT AREA | 601.70 SQ.FT. |
| BALCONY AREA | 74.70 SQ.FT. |
| TOTAL AREA | 676.40 SQ.FT. |

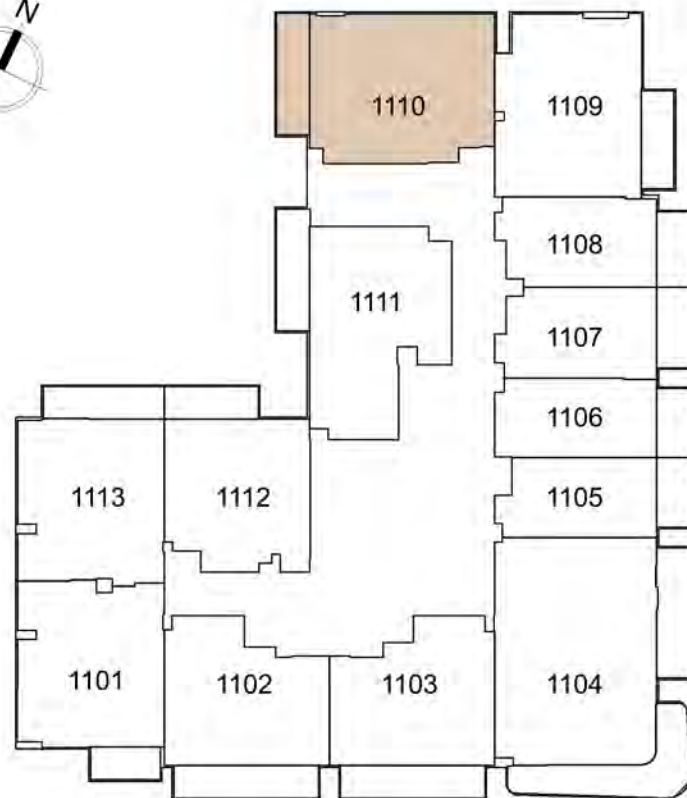


1. All dimensions are in imperial and metric, and measured to structural elements and exclude wall finishes and construction tolerances. 2. All materials, dimensions, and drawings are approximate only. 3. Information is subject to change without notice at developer's absolute discretion. 4. Actual area may vary from the stated area. 5. Drawings not to scale. 6. All images used are for illustrative purposes only and do not represent the actual size, features, specifications, fittings, and furnishings. 7. The developer reserves the right to make revisions / alterations, at its absolute discretion, without any liability whatsoever.

LUME

UNIT : 1110 1 - BEDROOM TYPE D

| | | |
|----------------|--------|--------|
| APARTMENT AREA | 622.37 | SQ.FT. |
| BALCONY AREA | 92.78 | SQ.FT. |
| TOTAL AREA | 715.15 | SQ.FT. |

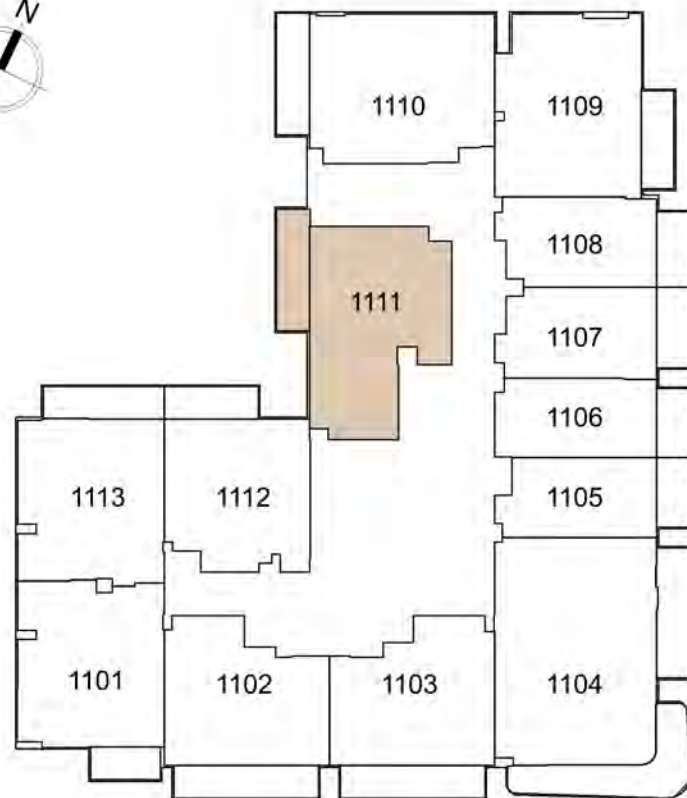


1. All dimensions are in imperial and metric, and measured to structural elements and exclude wall finishes and construction tolerances. 2. All materials, dimensions, and drawings are approximate only. 3. Information is subject to change without notice at developer's absolute discretion. 4. Actual area may vary from the stated area. 5. Drawings not to scale. 6. All images used are for illustrative purposes only and do not represent the actual size, features, specifications, fittings, and furnishings. 7. The developer reserves the right to make revisions / alterations, at its absolute discretion, without any liability whatsoever.

LUME

UNIT : 1111 1 - BEDROOM TYPE E

| | | |
|----------------|--------|--------|
| APARTMENT AREA | 591.91 | SQ.FT. |
| BALCONY AREA | 93.22 | SQ.FT. |
| TOTAL AREA | 685.12 | SQ.FT. |

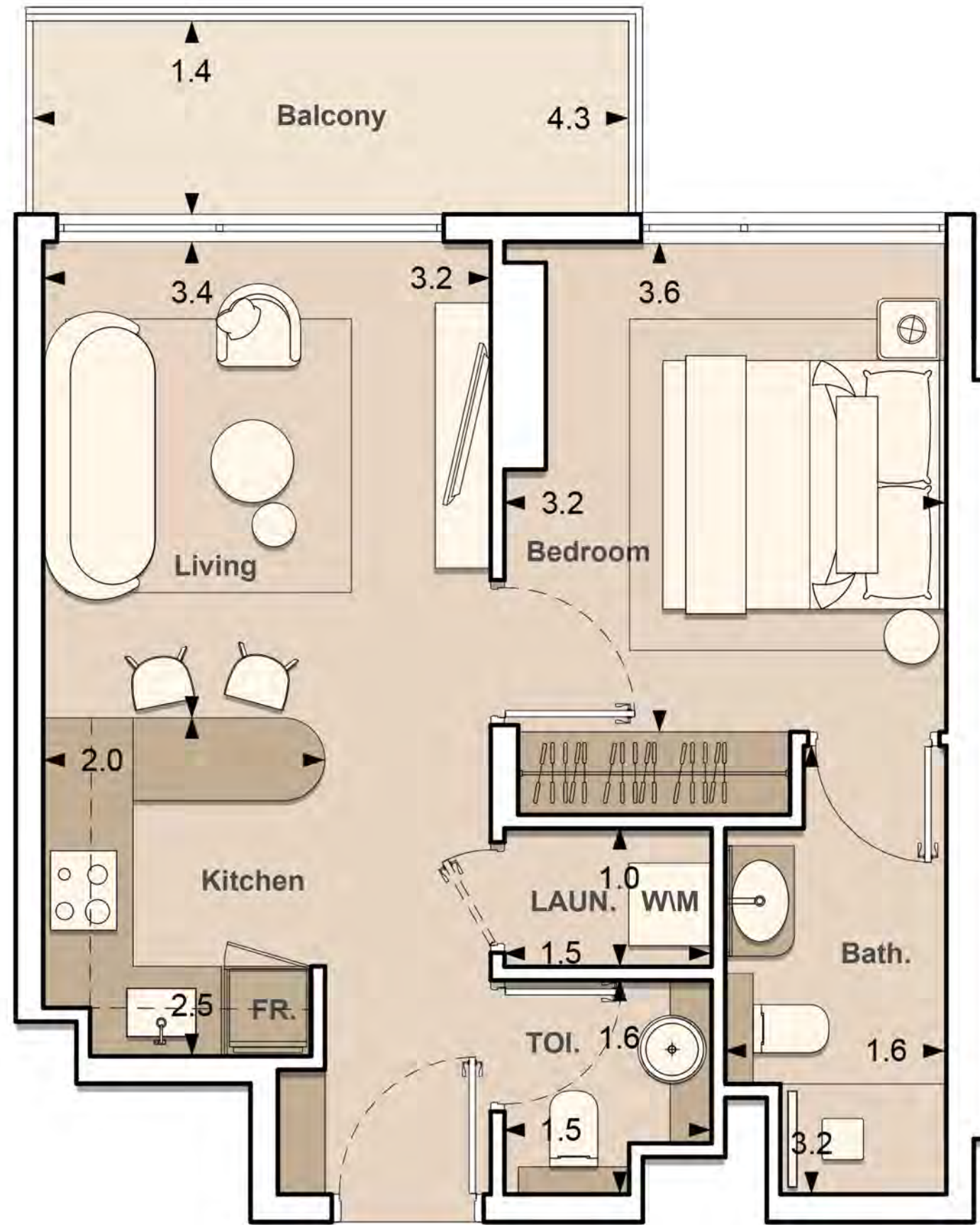
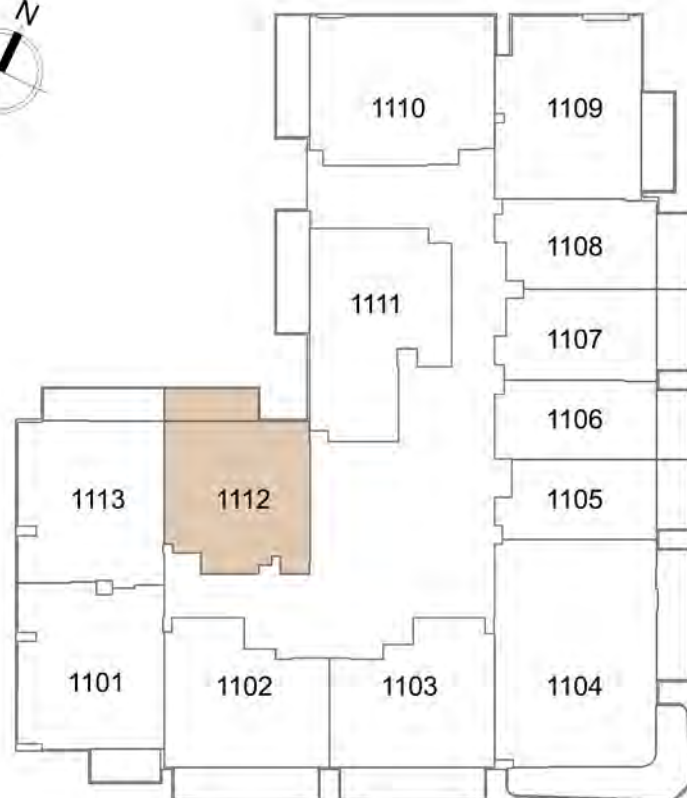


1. All dimensions are in imperial and metric, and measured to structural elements and exclude wall finishes and construction tolerances. 2. All materials, dimensions, and drawings are approximate only. 3. Information is subject to change without notice at developer's absolute discretion. 4. Actual area may vary from the stated area. 5. Drawings not to scale. 6. All images used are for illustrative purposes only and do not represent the actual size, features, specifications, fittings, and furnishings. 7. The developer reserves the right to make revisions / alterations, at its absolute discretion, without any liability whatsoever.

LUME

UNIT : 1112 1 - BEDROOM TYPE F

| | | |
|----------------|--------|--------|
| APARTMENT AREA | 491.70 | SQ.FT. |
| BALCONY AREA | 71.69 | SQ.FT. |
| TOTAL AREA | 563.38 | SQ.FT. |

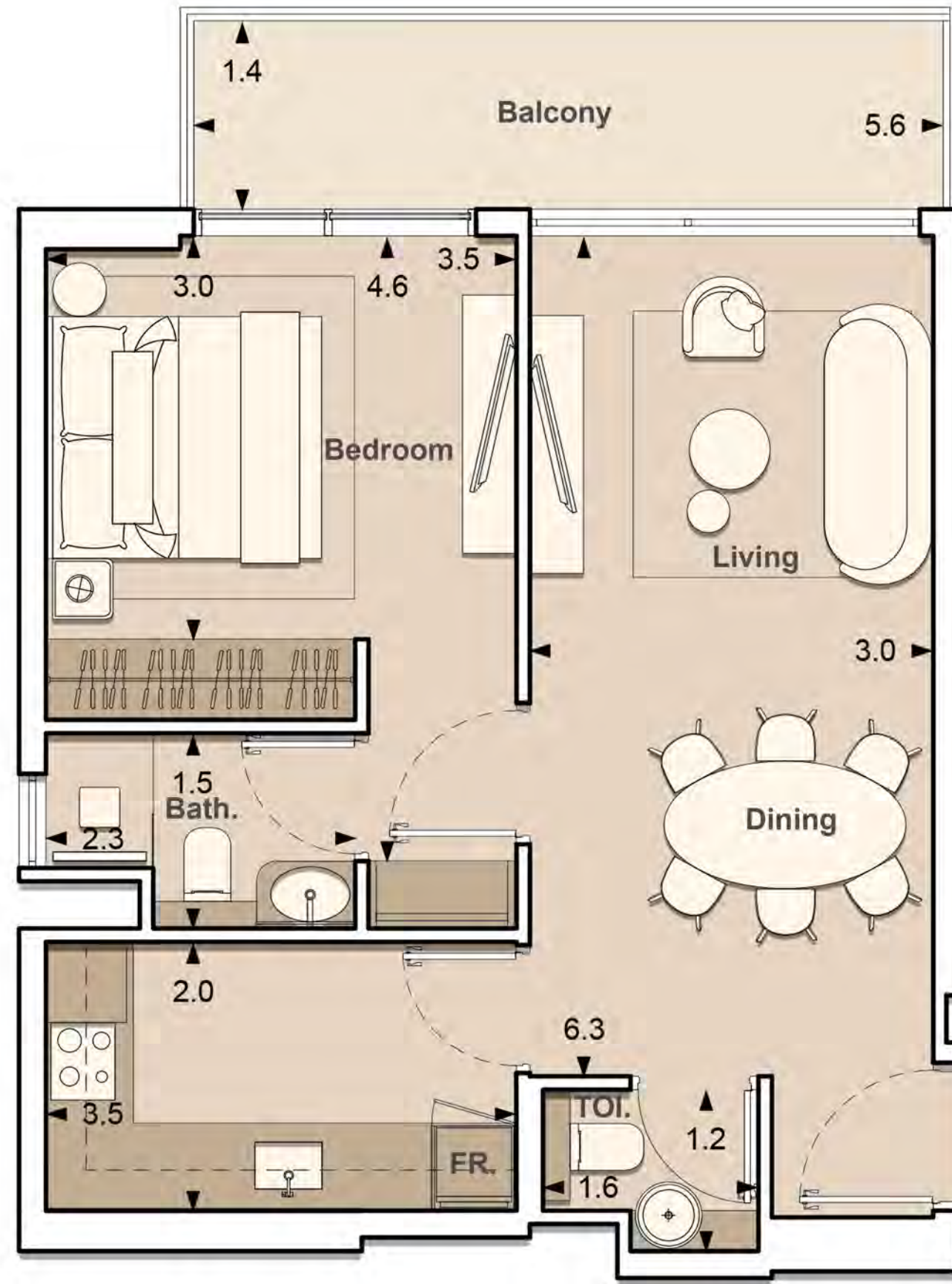
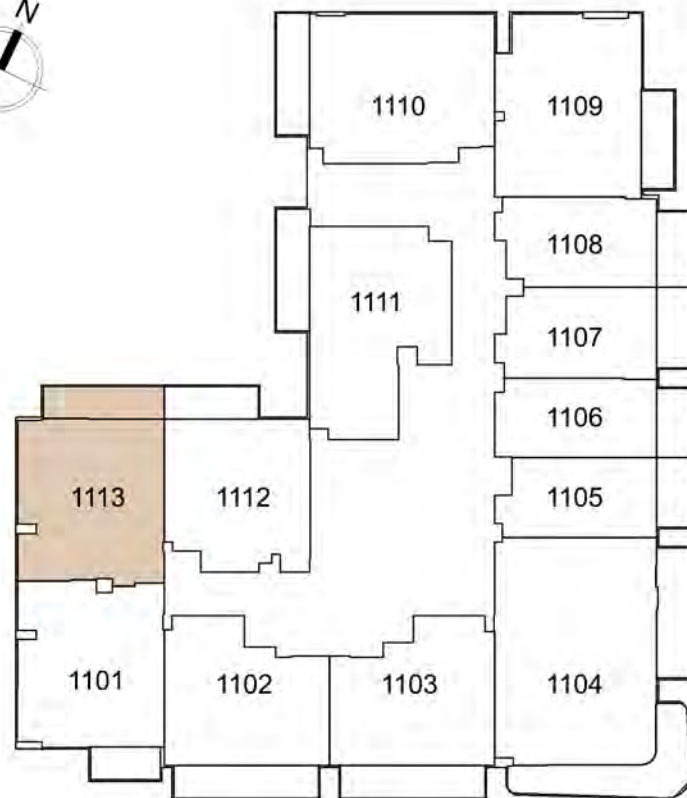


1. All dimensions are in imperial and metric, and measured to structural elements and exclude wall finishes and construction tolerances. 2. All materials, dimensions, and drawings are approximate only. 3. Information is subject to change without notice at developer's absolute discretion. 4. Actual area may vary from the stated area. 5. Drawings not to scale. 6. All images used are for illustrative purposes only and do not represent the actual size, features, specifications, fittings, and furnishings. 7. The developer reserves the right to make revisions / alterations, at its absolute discretion, without any liability whatsoever.

LUME

UNIT : 1113 1 - BEDROOM TYPE G

| | |
|----------------|---------------|
| APARTMENT AREA | 547.88 SQ.FT. |
| BALCONY AREA | 91.28 SQ.FT. |
| TOTAL AREA | 639.16 SQ.FT. |



1. All dimensions are in imperial and metric, and measured to structural elements and exclude wall finishes and construction tolerances. 2. All materials, dimensions, and drawings are approximate only. 3. Information is subject to change without notice at developer's absolute discretion. 4. Actual area may vary from the stated area. 5. Drawings not to scale. 6. All images used are for illustrative purposes only and do not represent the actual size, features, specifications, fittings, and furnishings. 7. The developer reserves the right to make revisions / alterations, at its absolute discretion, without any liability whatsoever.

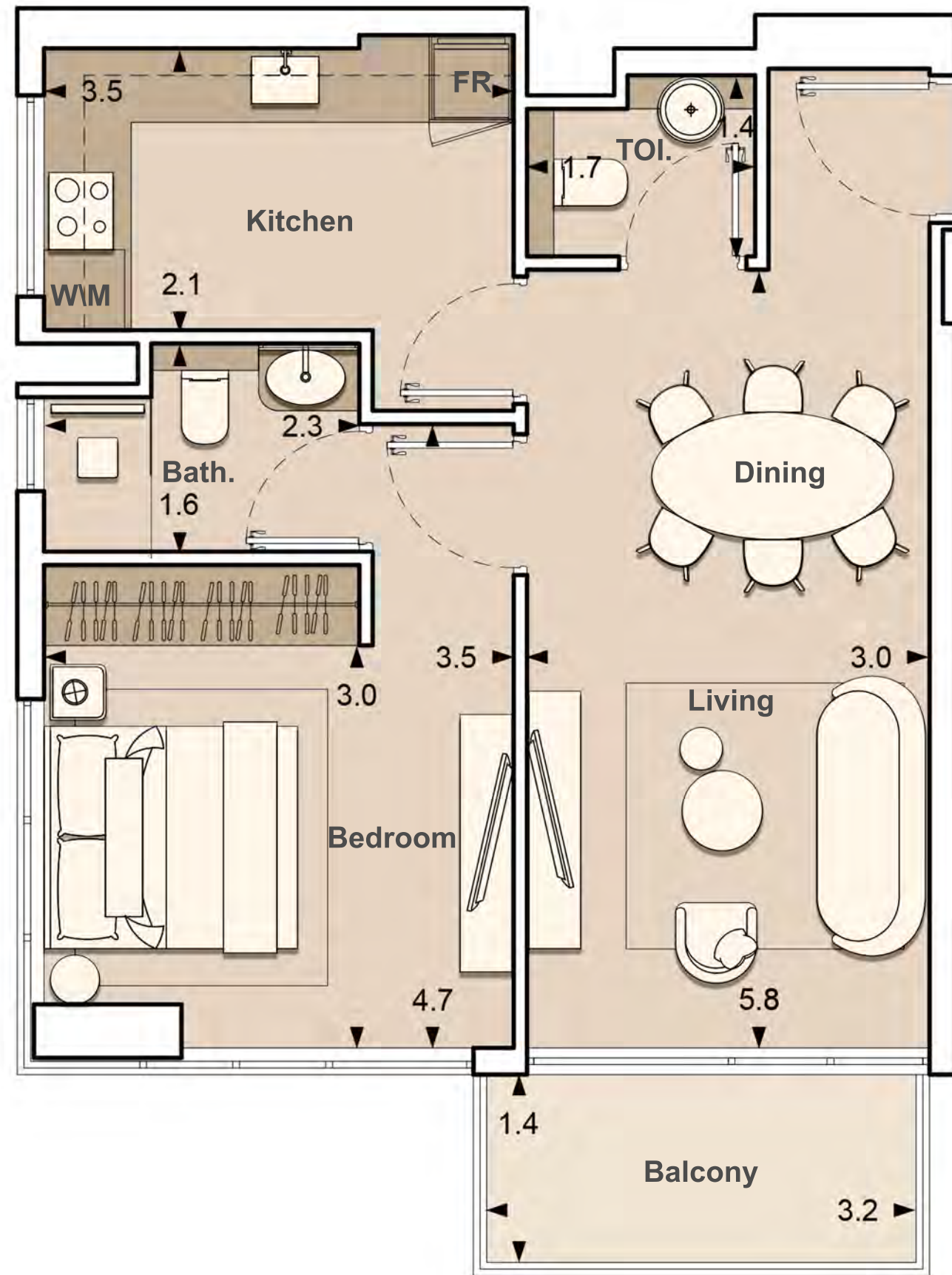
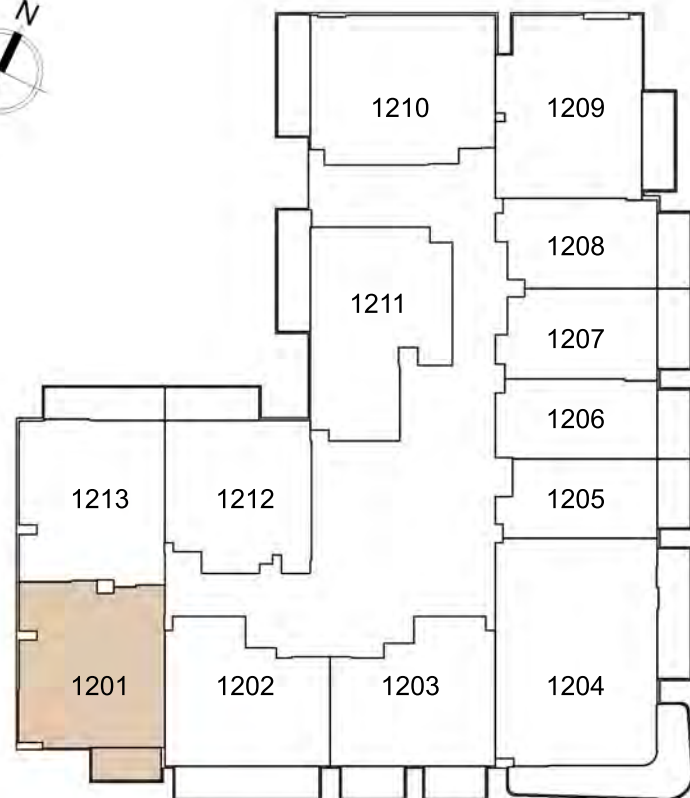


12TH FLOOR

LUME

UNIT : 1201 1 - BEDROOM TYPE B

| | |
|----------------|---------------|
| APARTMENT AREA | 549.28 SQ.FT. |
| BALCONY AREA | 53.39 SQ.FT. |
| TOTAL AREA | 602.67 SQ.FT. |

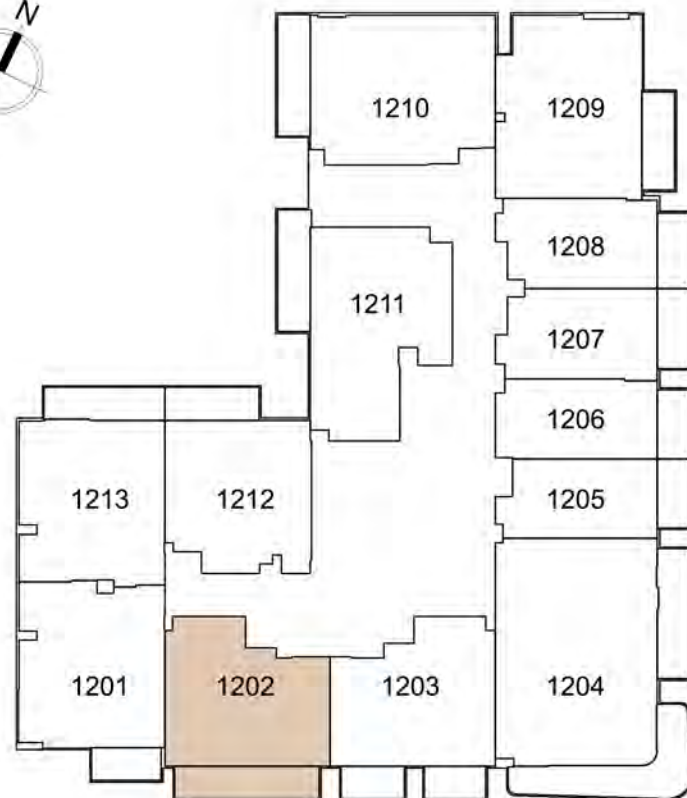


1. All dimensions are in imperial and metric, and measured to structural elements and exclude wall finishes and construction tolerances. 2. All materials, dimensions, and drawings are approximate only. 3. Information is subject to change without notice at developer's absolute discretion. 4. Actual area may vary from the stated area. 5. Drawings not to scale. 6. All images used are for illustrative purposes only and do not represent the actual size, features, specifications, fittings, and furnishings. 7. The developer reserves the right to make revisions / alterations, at its absolute discretion, without any liability whatsoever.

LUME

UNIT : 1202 1 - BEDROOM TYPE A

| | |
|----------------|---------------|
| APARTMENT AREA | 497.51 SQ.FT. |
| BALCONY AREA | 110.22 SQ.FT. |
| TOTAL AREA | 607.73 SQ.FT. |

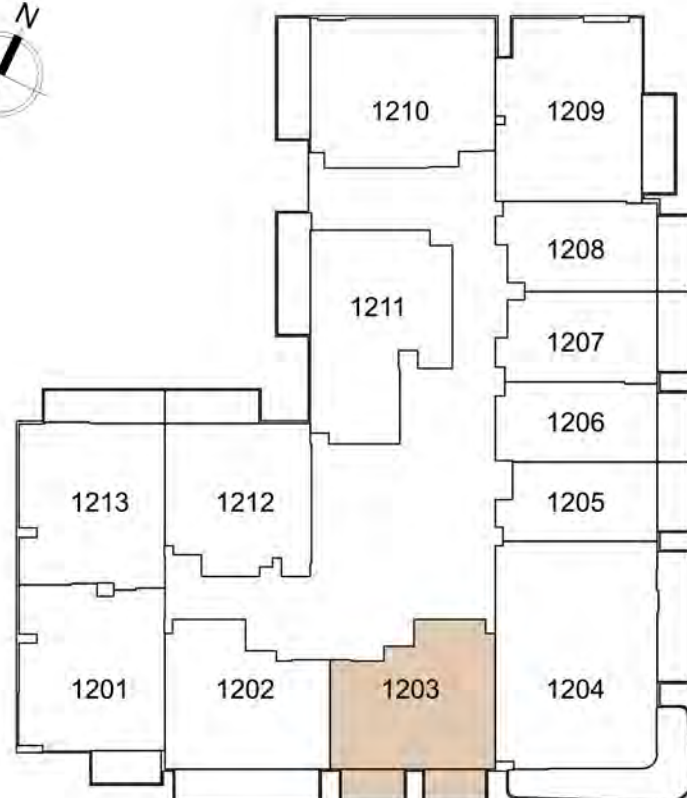


1. All dimensions are in imperial and metric, and measured to structural elements and exclude wall finishes and construction tolerances. 2. All materials, dimensions, and drawings are approximate only. 3. Information is subject to change without notice at developer's absolute discretion. 4. Actual area may vary from the stated area. 5. Drawings not to scale. 6. All images used are for illustrative purposes only and do not represent the actual size, features, specifications, fittings, and furnishings. 7. The developer reserves the right to make revisions / alterations, at its absolute discretion, without any liability whatsoever.

LUME

UNIT : 1203 1 - BEDROOM TYPE A

| | |
|----------------|---------------|
| APARTMENT AREA | 500.20 SQ.FT. |
| BALCONY AREA | 94.83 SQ.FT. |
| TOTAL AREA | 595.03 SQ.FT. |

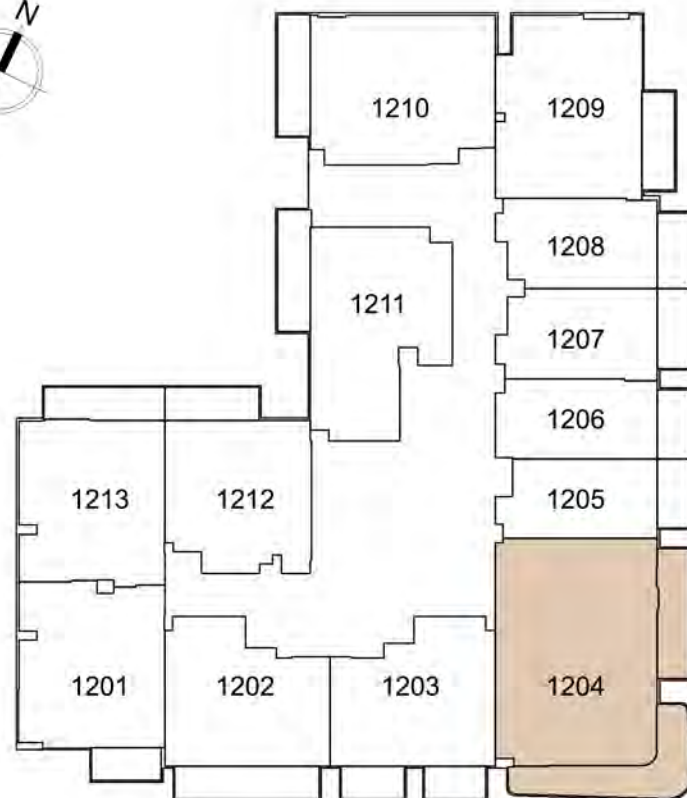


1. All dimensions are in imperial and metric, and measured to structural elements and exclude wall finishes and construction tolerances. 2. All materials, dimensions, and drawings are approximate only. 3. Information is subject to change without notice at developer's absolute discretion. 4. Actual area may vary from the stated area. 5. Drawings not to scale. 6. All images used are for illustrative purposes only and do not represent the actual size, features, specifications, fittings, and furnishings. 7. The developer reserves the right to make revisions / alterations, at its absolute discretion, without any liability whatsoever.

LUME

UNIT : 1204 2 - BEDROOM TYPE A

| | |
|----------------|----------------|
| APARTMENT AREA | 843.35 SQ.FT. |
| BALCONY AREA | 274.80 SQ.FT. |
| TOTAL AREA | 1118.16 SQ.FT. |

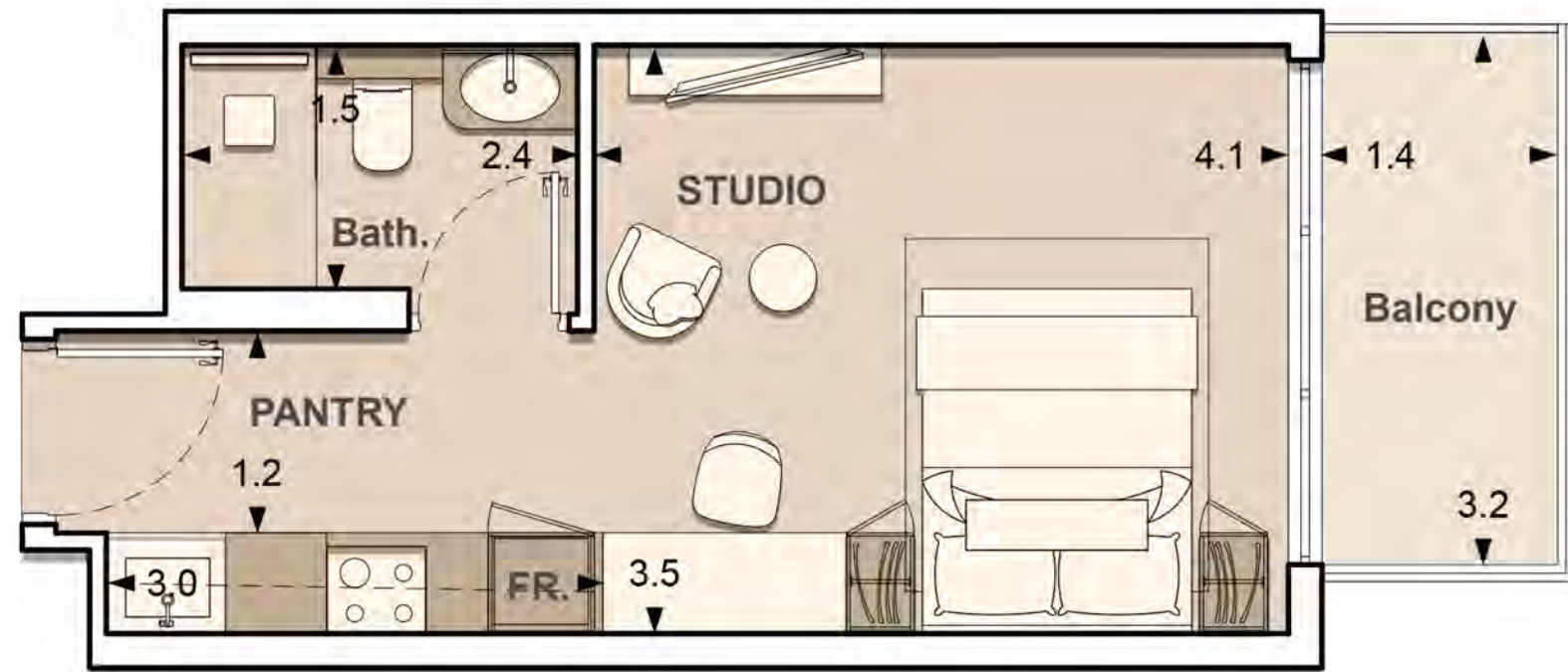
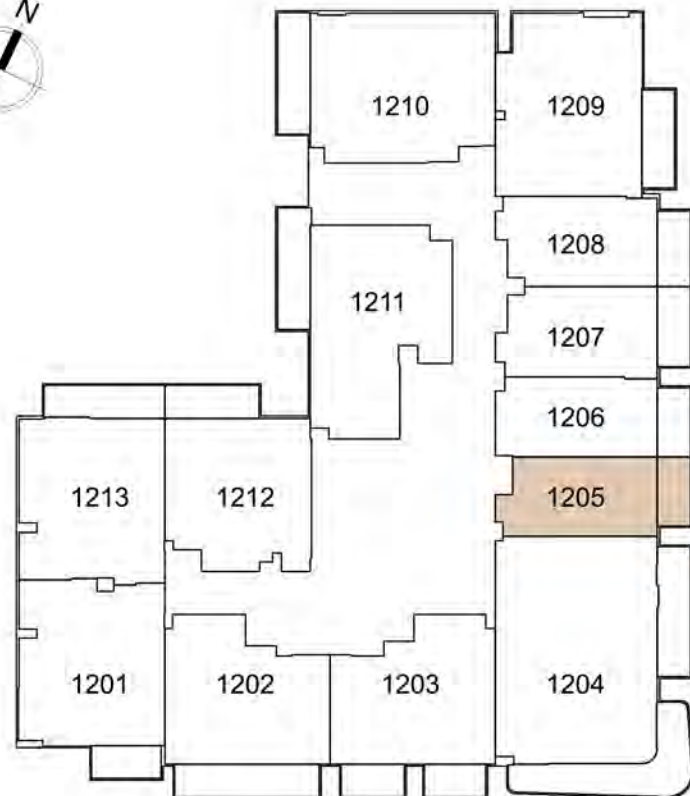


1. All dimensions are in imperial and metric, and measured to structural elements and exclude wall finishes and construction tolerances. 2. All materials, dimensions, and drawings are approximate only. 3. Information is subject to change without notice at developer's absolute discretion. 4. Actual area may vary from the stated area. 5. Drawings not to scale. 6. All images used are for illustrative purposes only and do not represent the actual size, features, specifications, fittings, and furnishings. 7. The developer reserves the right to make revisions / alterations, at its absolute discretion, without any liability whatsoever.

LUME

UNIT : 1205 STUDIO TYPE C

| | |
|----------------|---------------|
| APARTMENT AREA | 282.34 SQ.FT. |
| BALCONY AREA | 52.74 SQ.FT. |
| TOTAL AREA | 335.08 SQ.FT. |

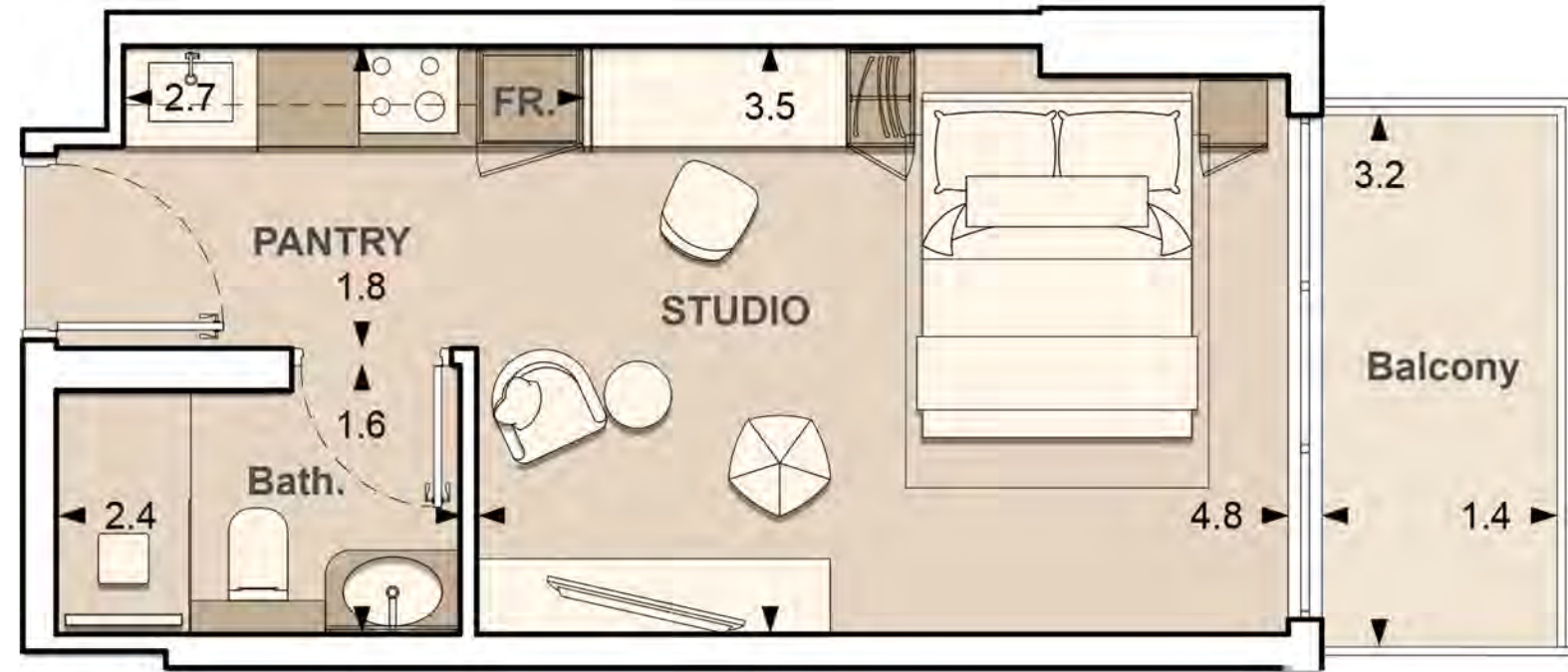
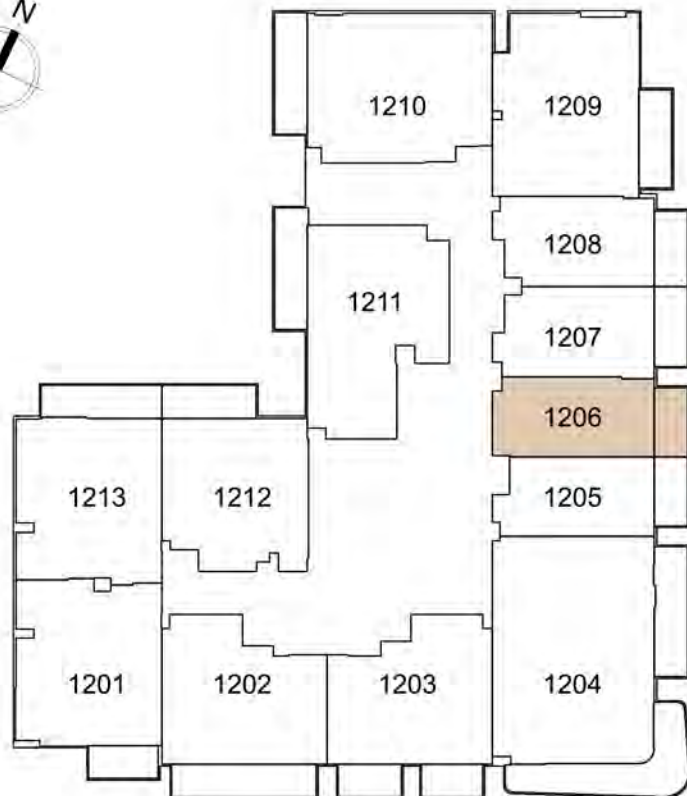


1. All dimensions are in imperial and metric, and measured to structural elements and exclude wall finishes and construction tolerances. 2. All materials, dimensions, and drawings are approximate only. 3. Information is subject to change without notice at developer's absolute discretion. 4. Actual area may vary from the stated area. 5. Drawings not to scale. 6. All images used are for illustrative purposes only and do not represent the actual size, features, specifications, fittings, and furnishings. 7. The developer reserves the right to make revisions / alterations, at its absolute discretion, without any liability whatsoever.

LUME

UNIT : 1206 STUDIO TYPE B

| | |
|----------------|---------------|
| APARTMENT AREA | 294.82 SQ.FT. |
| BALCONY AREA | 52.74 SQ.FT. |
| TOTAL AREA | 347.57 SQ.FT. |

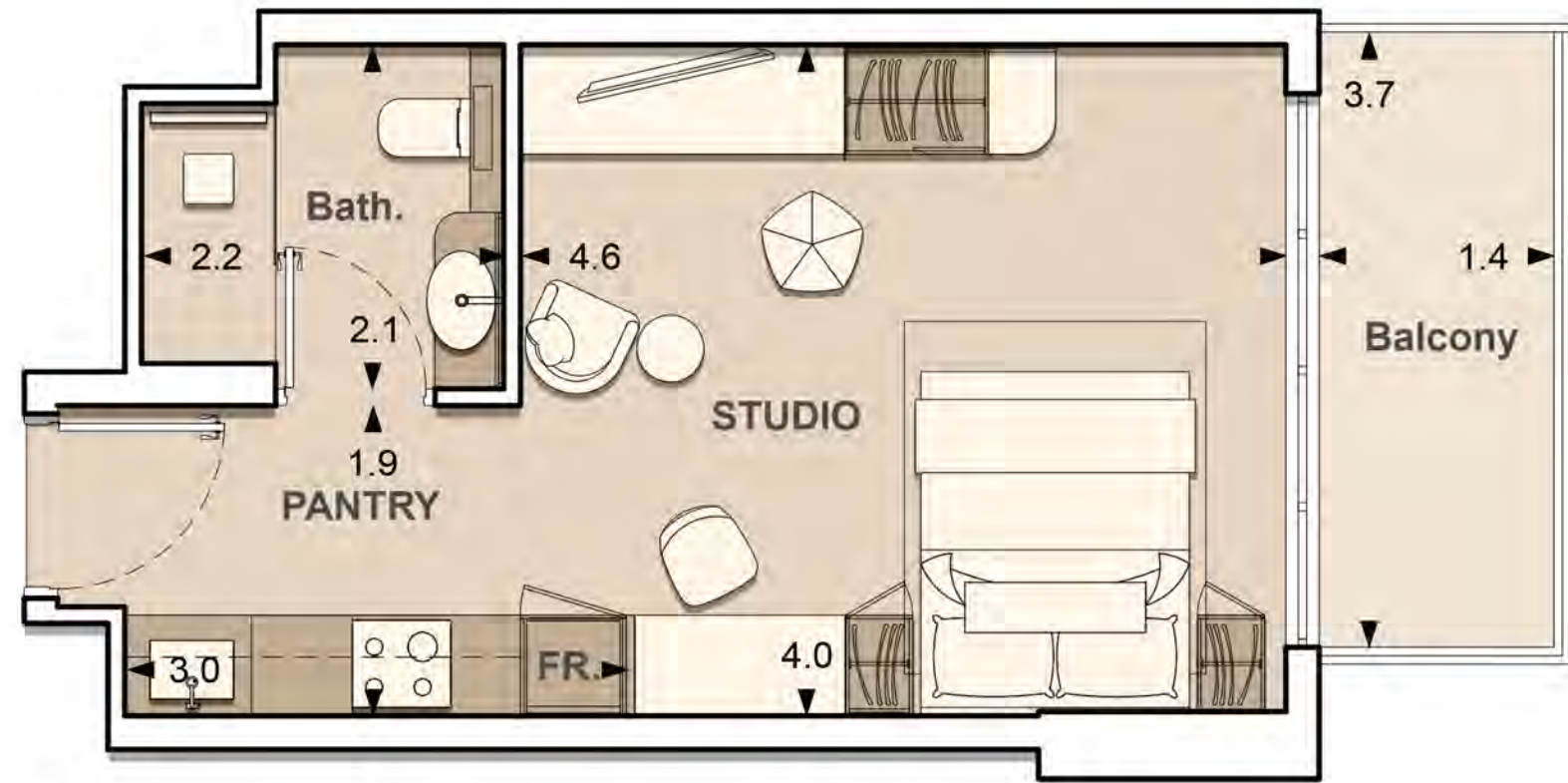
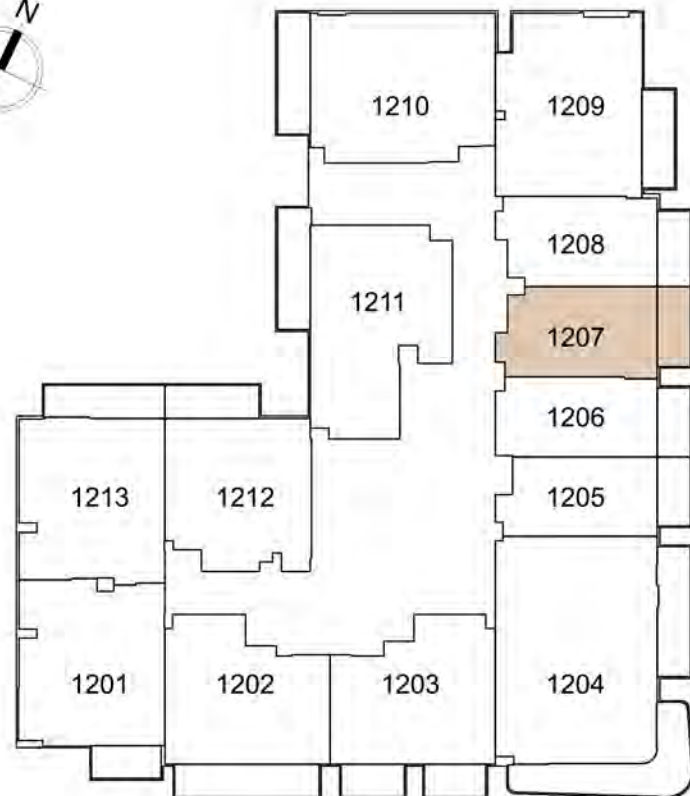


1. All dimensions are in imperial and metric, and measured to structural elements and exclude wall finishes and construction tolerances. 2. All materials, dimensions, and drawings are approximate only. 3. Information is subject to change without notice at developer's absolute discretion. 4. Actual area may vary from the stated area. 5. Drawings not to scale. 6. All images used are for illustrative purposes only and do not represent the actual size, features, specifications, fittings, and furnishings. 7. The developer reserves the right to make revisions / alterations, at its absolute discretion, without any liability whatsoever.

LUME

UNIT : 1207 STUDIO TYPE A

| | | |
|----------------|--------|--------|
| APARTMENT AREA | 321.84 | SQ.FT. |
| BALCONY AREA | 61.03 | SQ.FT. |
| TOTAL AREA | 382.87 | SQ.FT. |

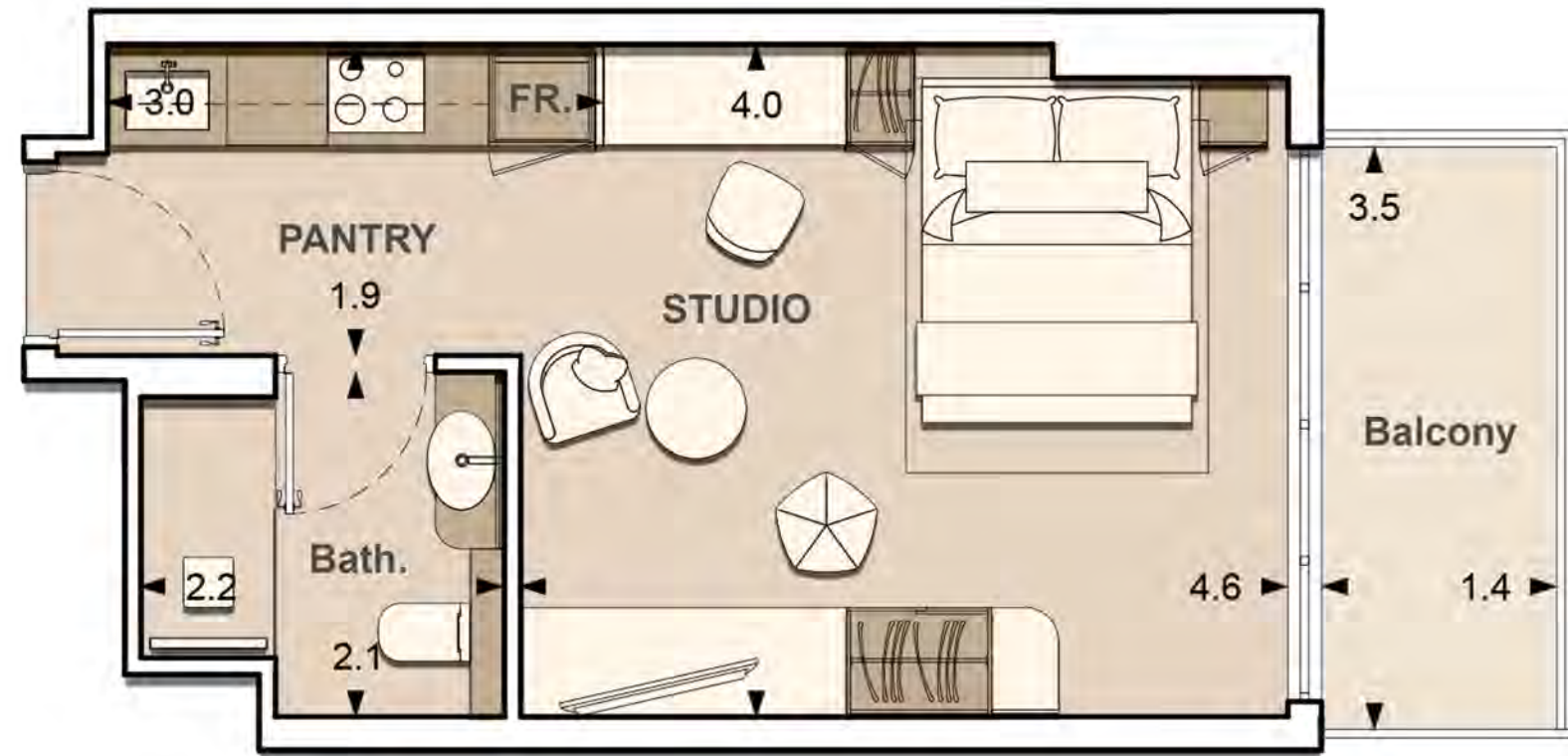
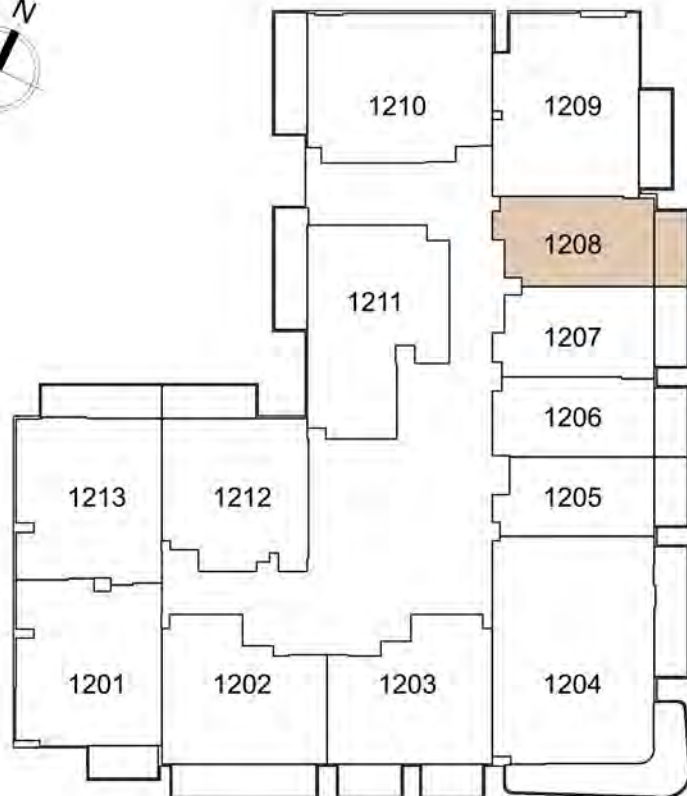


1. All dimensions are in imperial and metric, and measured to structural elements and exclude wall finishes and construction tolerances. 2. All materials, dimensions, and drawings are approximate only. 3. Information is subject to change without notice at developer's absolute discretion. 4. Actual area may vary from the stated area. 5. Drawings not to scale. 6. All images used are for illustrative purposes only and do not represent the actual size, features, specifications, fittings, and furnishings. 7. The developer reserves the right to make revisions / alterations, at its absolute discretion, without any liability whatsoever.

LUME

UNIT : 1208 STUDIO TYPE A

| | | |
|----------------|--------|--------|
| APARTMENT AREA | 319.69 | SQ.FT. |
| BALCONY AREA | 57.69 | SQ.FT. |
| TOTAL AREA | 377.38 | SQ.FT. |

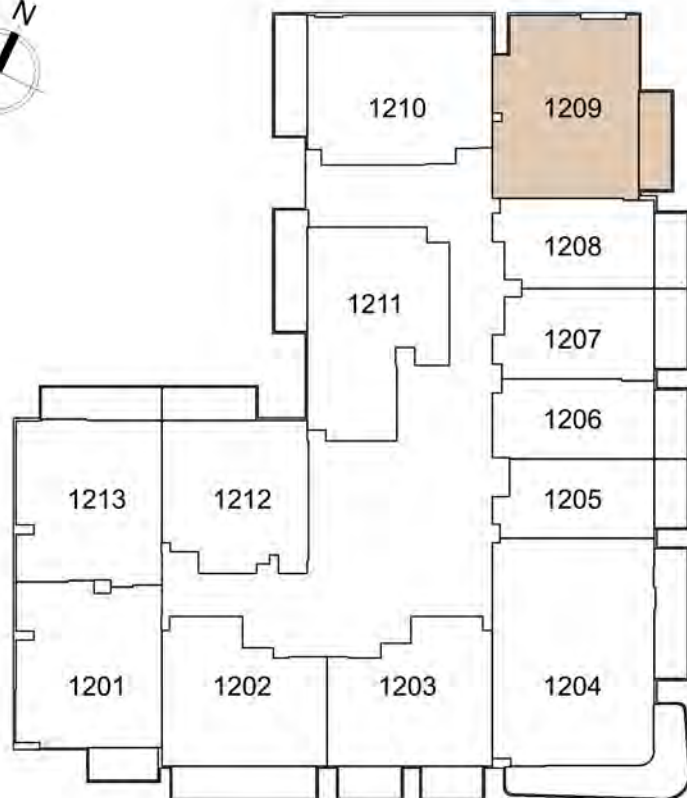


1. All dimensions are in imperial and metric, and measured to structural elements and exclude wall finishes and construction tolerances. 2. All materials, dimensions, and drawings are approximate only. 3. Information is subject to change without notice at developer's absolute discretion. 4. Actual area may vary from the stated area. 5. Drawings not to scale. 6. All images used are for illustrative purposes only and do not represent the actual size, features, specifications, fittings, and furnishings. 7. The developer reserves the right to make revisions / alterations, at its absolute discretion, without any liability whatsoever.

LUME

UNIT : 1209 1 - BEDROOM TYPE C

| | | |
|----------------|--------|--------|
| APARTMENT AREA | 601.70 | SQ.FT. |
| BALCONY AREA | 74.70 | SQ.FT. |
| TOTAL AREA | 676.40 | SQ.FT. |

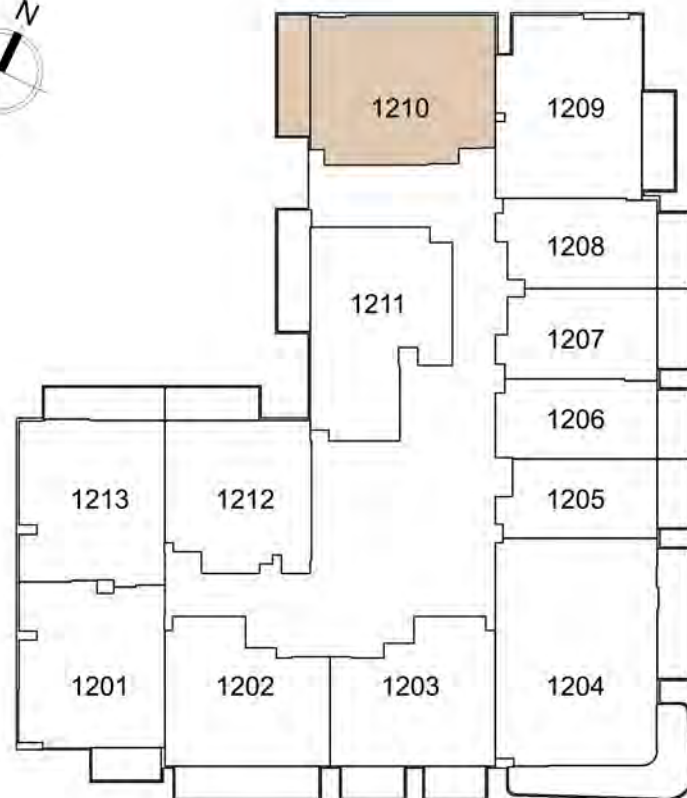


1. All dimensions are in imperial and metric, and measured to structural elements and exclude wall finishes and construction tolerances. 2. All materials, dimensions, and drawings are approximate only. 3. Information is subject to change without notice at developer's absolute discretion. 4. Actual area may vary from the stated area. 5. Drawings not to scale. 6. All images used are for illustrative purposes only and do not represent the actual size, features, specifications, fittings, and furnishings. 7. The developer reserves the right to make revisions / alterations, at its absolute discretion, without any liability whatsoever.

LUME

UNIT : 1210 1 - BEDROOM TYPE D

| | | |
|----------------|--------|--------|
| APARTMENT AREA | 622.26 | SQ.FT. |
| BALCONY AREA | 92.78 | SQ.FT. |
| TOTAL AREA | 715.05 | SQ.FT. |

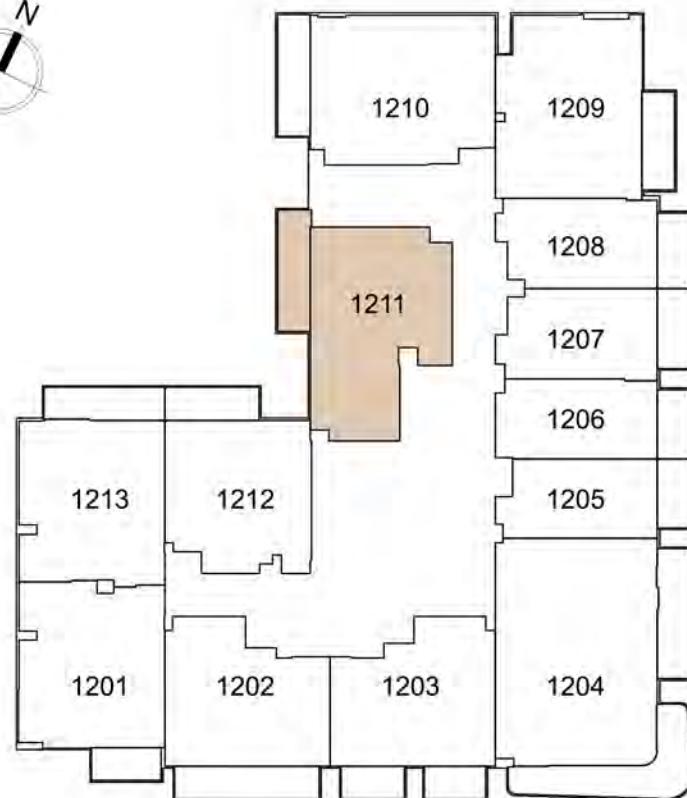


1. All dimensions are in imperial and metric, and measured to structural elements and exclude wall finishes and construction tolerances. 2. All materials, dimensions, and drawings are approximate only. 3. Information is subject to change without notice at developer's absolute discretion. 4. Actual area may vary from the stated area. 5. Drawings not to scale. 6. All images used are for illustrative purposes only and do not represent the actual size, features, specifications, fittings, and furnishings. 7. The developer reserves the right to make revisions / alterations, at its absolute discretion, without any liability whatsoever.

LUME

UNIT : 1211 1 - BEDROOM TYPE E

| | | |
|----------------|--------|--------|
| APARTMENT AREA | 591.91 | SQ.FT. |
| BALCONY AREA | 93.22 | SQ.FT. |
| TOTAL AREA | 685.12 | SQ.FT. |

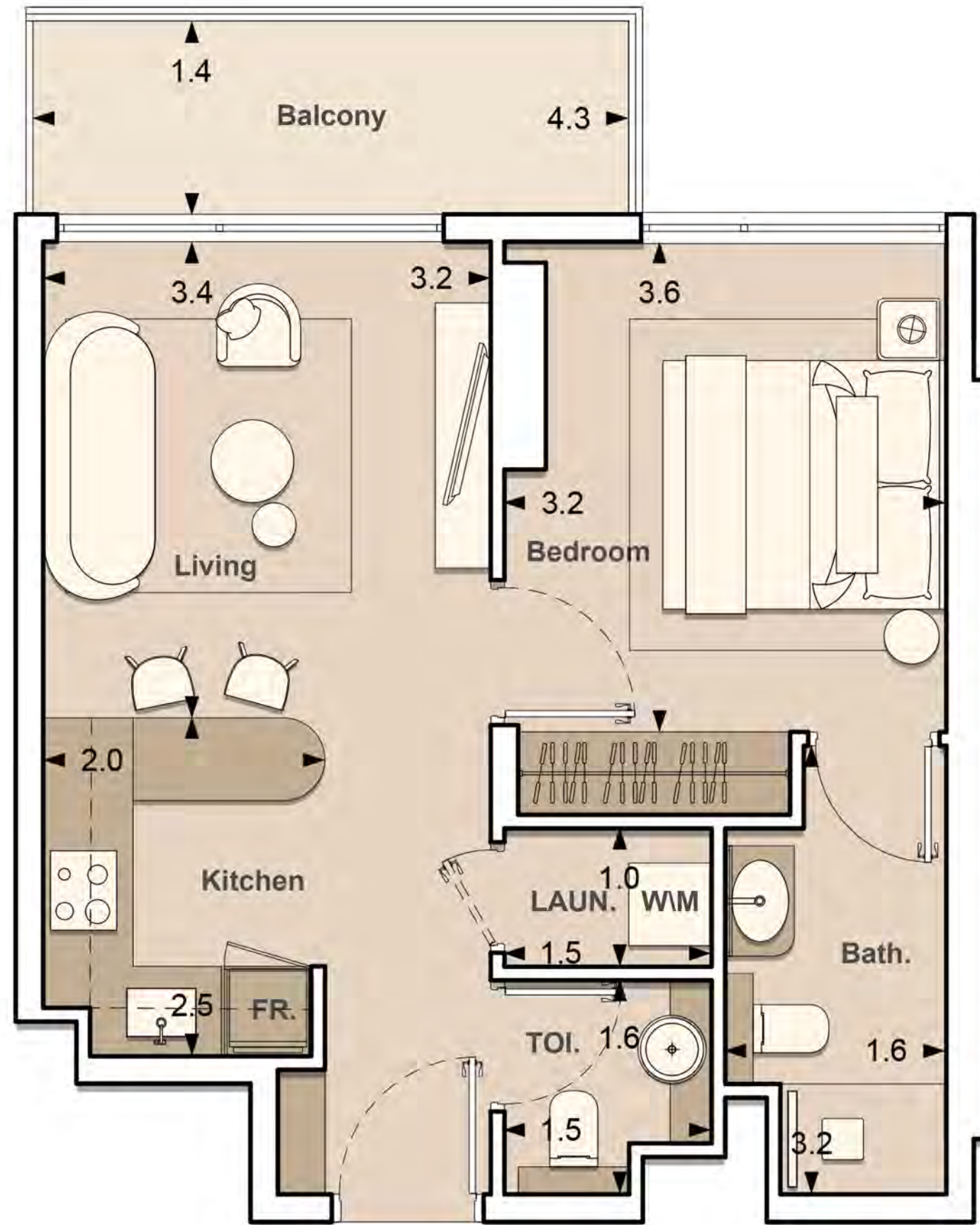
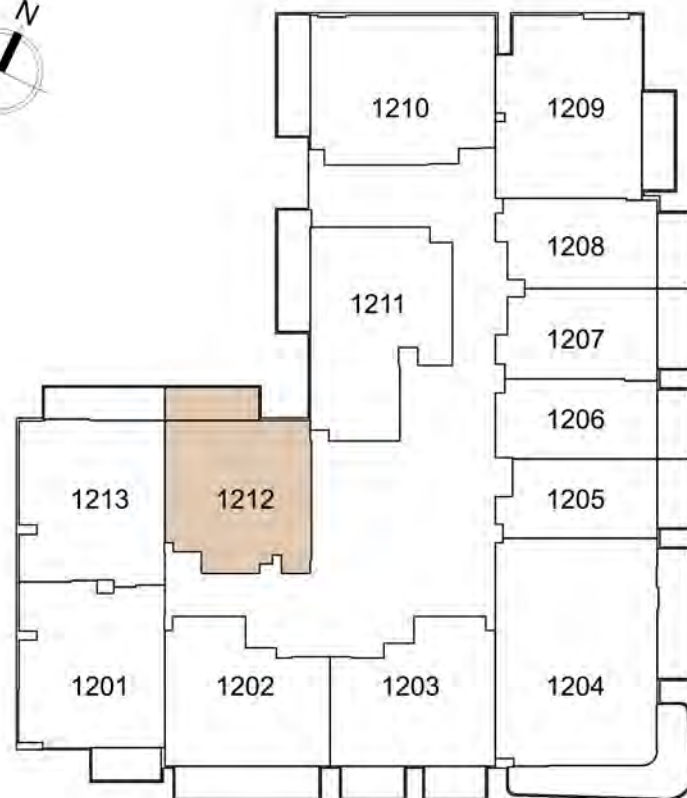


1. All dimensions are in imperial and metric, and measured to structural elements and exclude wall finishes and construction tolerances. 2. All materials, dimensions, and drawings are approximate only. 3. Information is subject to change without notice at developer's absolute discretion. 4. Actual area may vary from the stated area. 5. Drawings not to scale. 6. All images used are for illustrative purposes only and do not represent the actual size, features, specifications, fittings, and furnishings. 7. The developer reserves the right to make revisions / alterations, at its absolute discretion, without any liability whatsoever.

LUME

UNIT : 1212 1 - BEDROOM TYPE F

| | | |
|----------------|--------|--------|
| APARTMENT AREA | 491.70 | SQ.FT. |
| BALCONY AREA | 71.69 | SQ.FT. |
| TOTAL AREA | 563.38 | SQ.FT. |

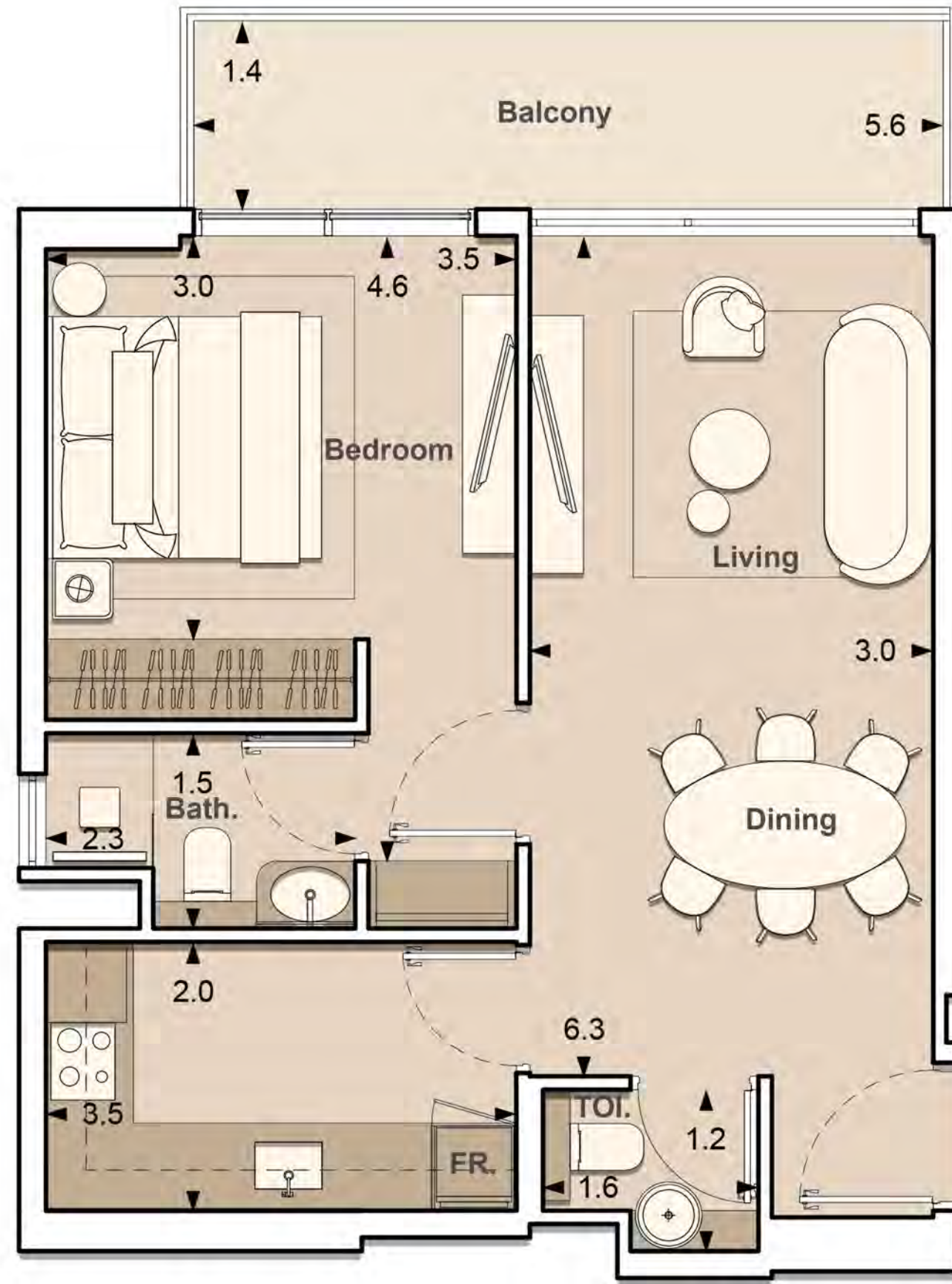
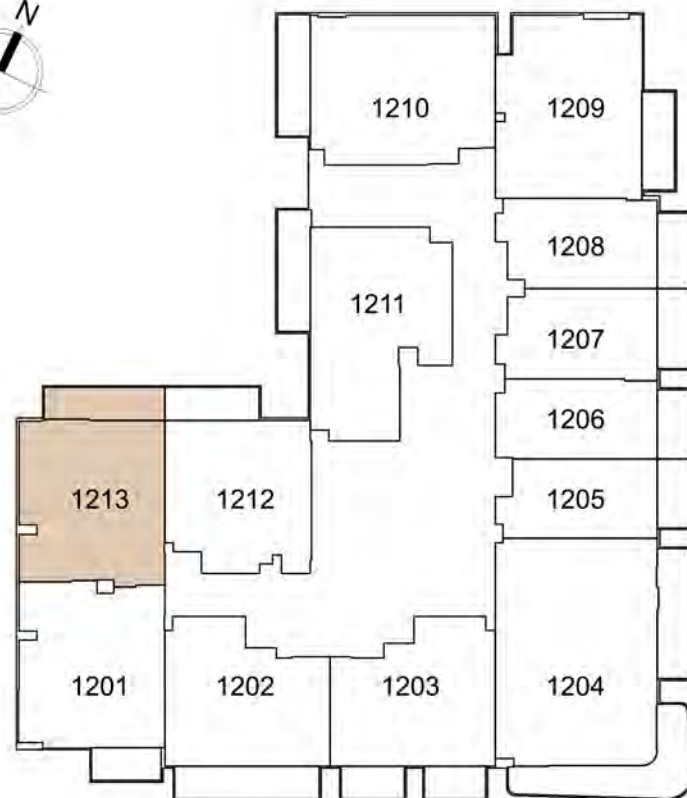


1. All dimensions are in imperial and metric, and measured to structural elements and exclude wall finishes and construction tolerances. 2. All materials, dimensions, and drawings are approximate only. 3. Information is subject to change without notice at developer's absolute discretion. 4. Actual area may vary from the stated area. 5. Drawings not to scale. 6. All images used are for illustrative purposes only and do not represent the actual size, features, specifications, fittings, and furnishings. 7. The developer reserves the right to make revisions / alterations, at its absolute discretion, without any liability whatsoever.

LUME

UNIT : 1213 1 - BEDROOM TYPE G

| | |
|----------------|---------------|
| APARTMENT AREA | 548.53 SQ.FT. |
| BALCONY AREA | 91.28 SQ.FT. |
| TOTAL AREA | 639.81 SQ.FT. |



1. All dimensions are in imperial and metric, and measured to structural elements and exclude wall finishes and construction tolerances. 2. All materials, dimensions, and drawings are approximate only. 3. Information is subject to change without notice at developer's absolute discretion. 4. Actual area may vary from the stated area. 5. Drawings not to scale. 6. All images used are for illustrative purposes only and do not represent the actual size, features, specifications, fittings, and furnishings. 7. The developer reserves the right to make revisions / alterations, at its absolute discretion, without any liability whatsoever.

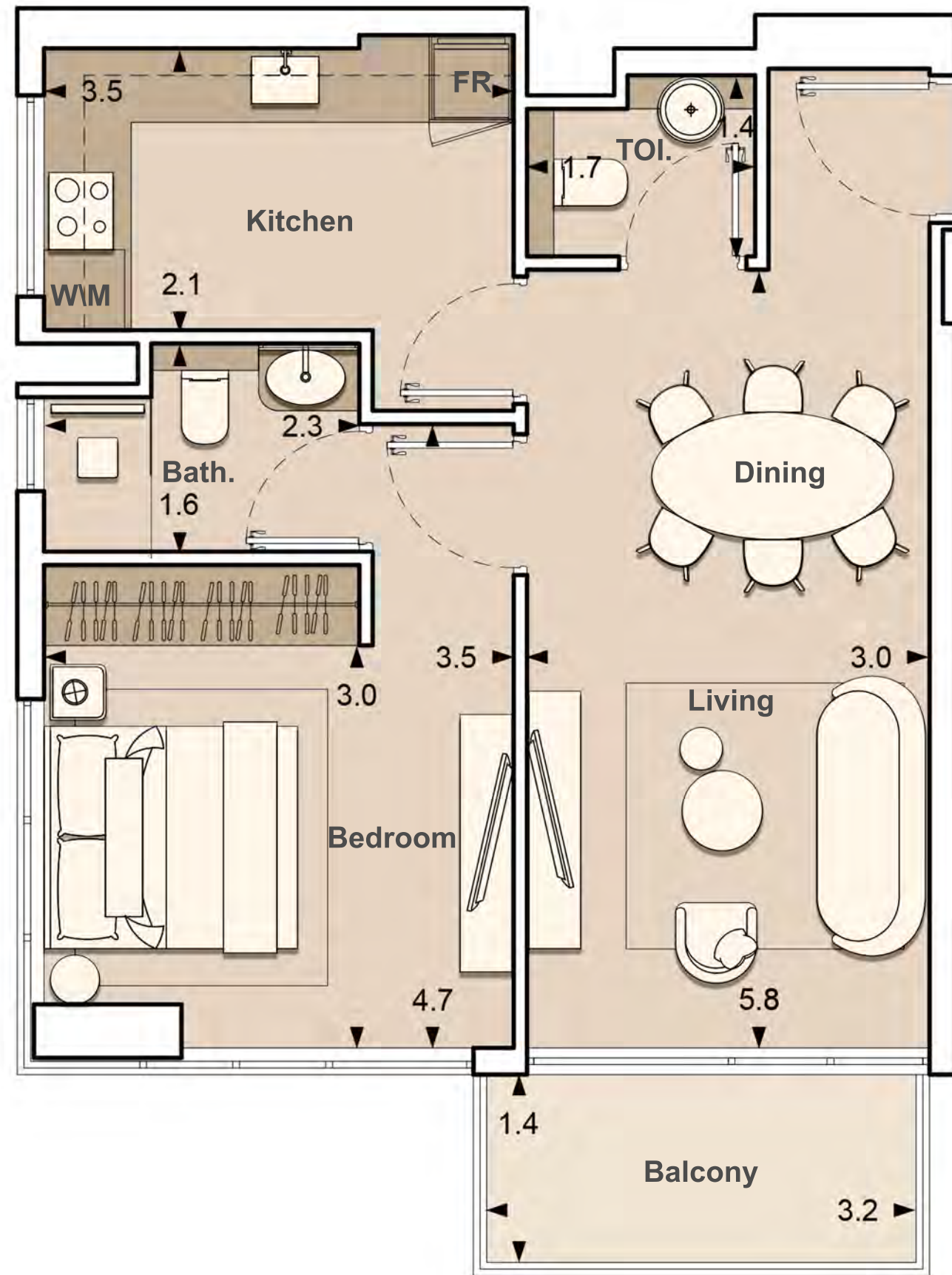
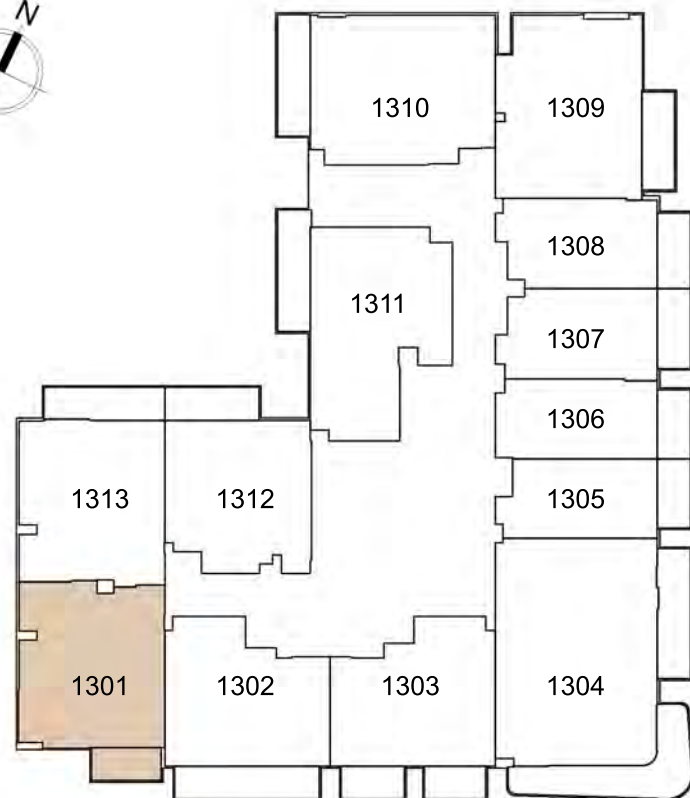


13TH FLOOR

LUME

UNIT : 1301 1 - BEDROOM TYPE B

| | |
|----------------|---------------|
| APARTMENT AREA | 549.28 SQ.FT. |
| BALCONY AREA | 53.39 SQ.FT. |
| TOTAL AREA | 602.67 SQ.FT. |

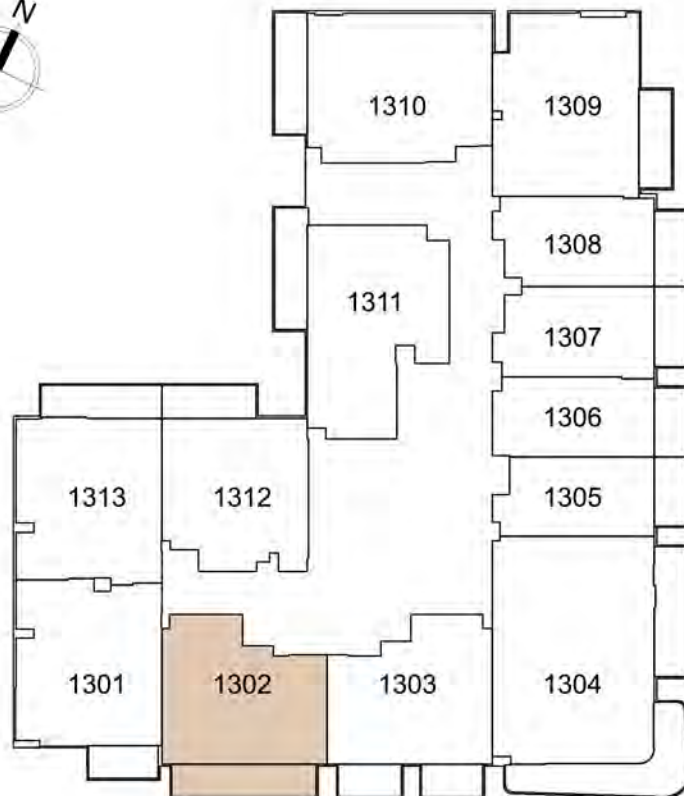


1. All dimensions are in imperial and metric, and measured to structural elements and exclude wall finishes and construction tolerances. 2. All materials, dimensions, and drawings are approximate only. 3. Information is subject to change without notice at developer's absolute discretion. 4. Actual area may vary from the stated area. 5. Drawings not to scale. 6. All images used are for illustrative purposes only and do not represent the actual size, features, specifications, fittings, and furnishings. 7. The developer reserves the right to make revisions / alterations, at its absolute discretion, without any liability whatsoever.

LUME

UNIT : 1302 1 - BEDROOM TYPE A

| | |
|----------------|---------------|
| APARTMENT AREA | 497.51 SQ.FT. |
| BALCONY AREA | 110.22 SQ.FT. |
| TOTAL AREA | 607.73 SQ.FT. |

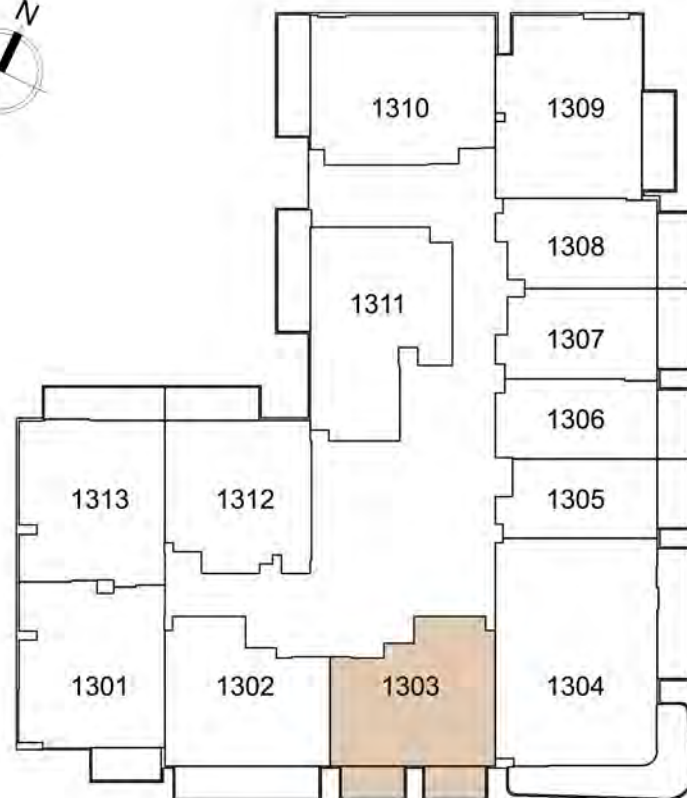


1. All dimensions are in imperial and metric, and measured to structural elements and exclude wall finishes and construction tolerances. 2. All materials, dimensions, and drawings are approximate only. 3. Information is subject to change without notice at developer's absolute discretion. 4. Actual area may vary from the stated area. 5. Drawings not to scale. 6. All images used are for illustrative purposes only and do not represent the actual size, features, specifications, fittings, and furnishings. 7. The developer reserves the right to make revisions / alterations, at its absolute discretion, without any liability whatsoever.

LUME

UNIT : 1303 1 - BEDROOM TYPE A

| | |
|----------------|---------------|
| APARTMENT AREA | 500.20 SQ.FT. |
| BALCONY AREA | 94.83 SQ.FT. |
| TOTAL AREA | 595.03 SQ.FT. |

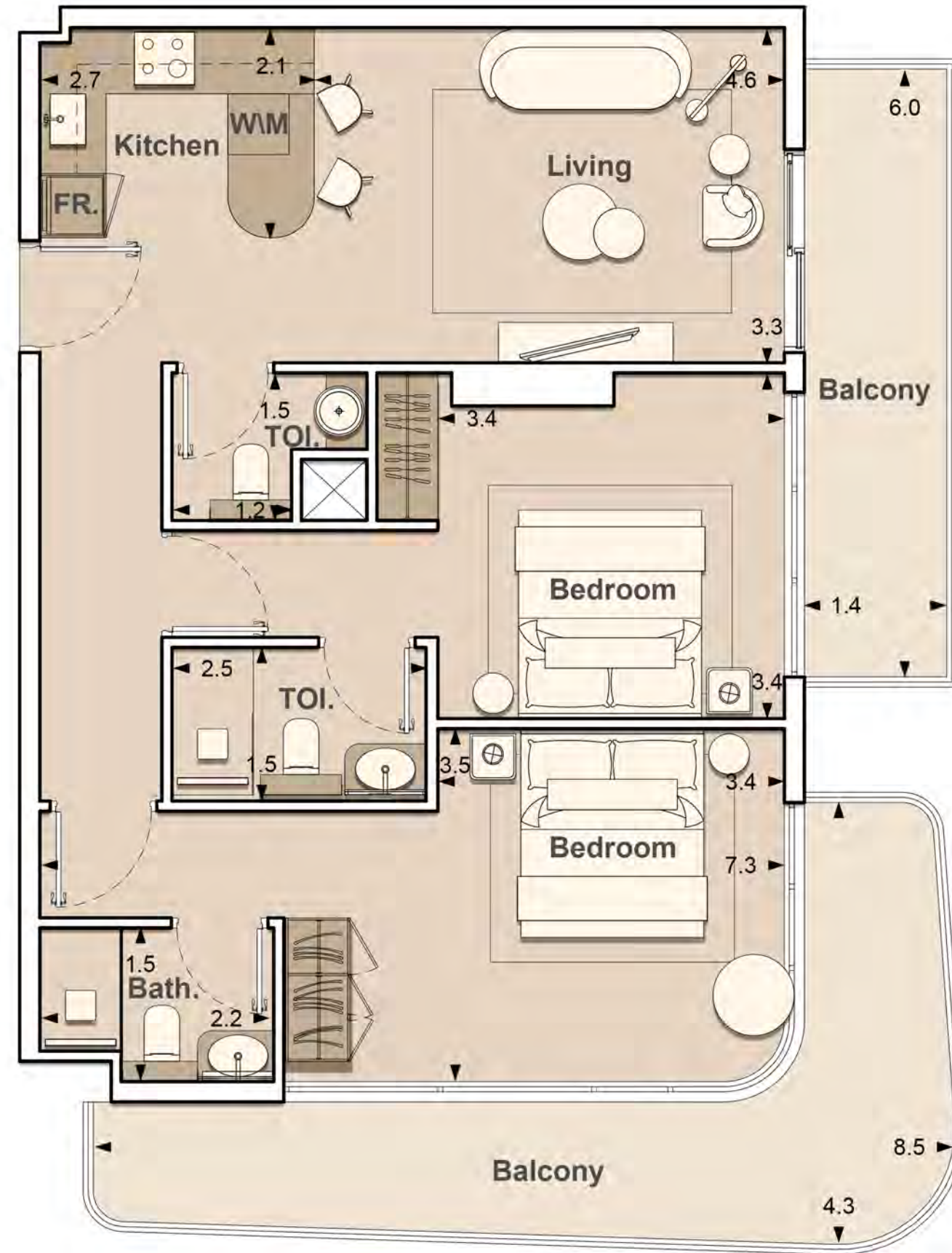
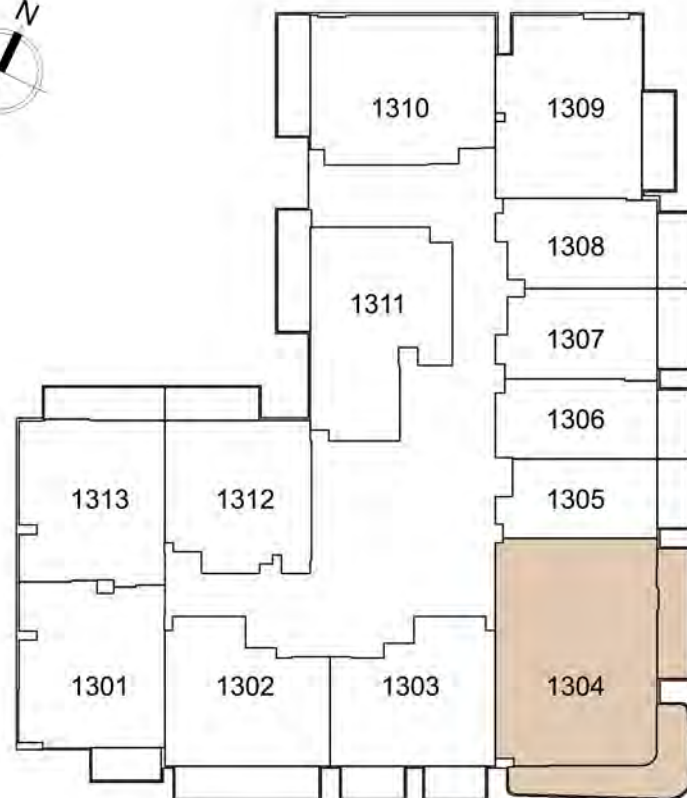


1. All dimensions are in imperial and metric, and measured to structural elements and exclude wall finishes and construction tolerances. 2. All materials, dimensions, and drawings are approximate only. 3. Information is subject to change without notice at developer's absolute discretion. 4. Actual area may vary from the stated area. 5. Drawings not to scale. 6. All images used are for illustrative purposes only and do not represent the actual size, features, specifications, fittings, and furnishings. 7. The developer reserves the right to make revisions / alterations, at its absolute discretion, without any liability whatsoever.

LUME

UNIT : 1304 2 - BEDROOM TYPE A

| | |
|----------------|----------------|
| APARTMENT AREA | 843.35 SQ.FT. |
| BALCONY AREA | 274.80 SQ.FT. |
| TOTAL AREA | 1118.16 SQ.FT. |

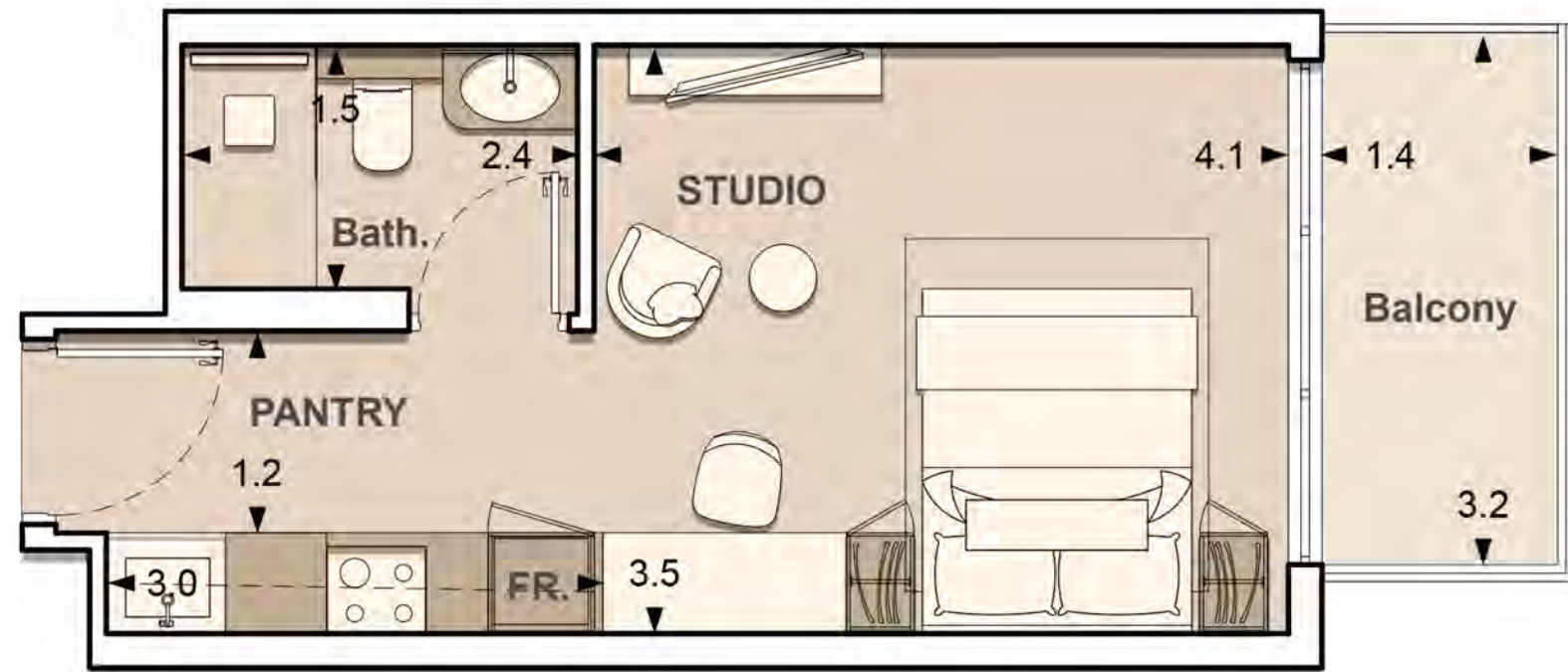
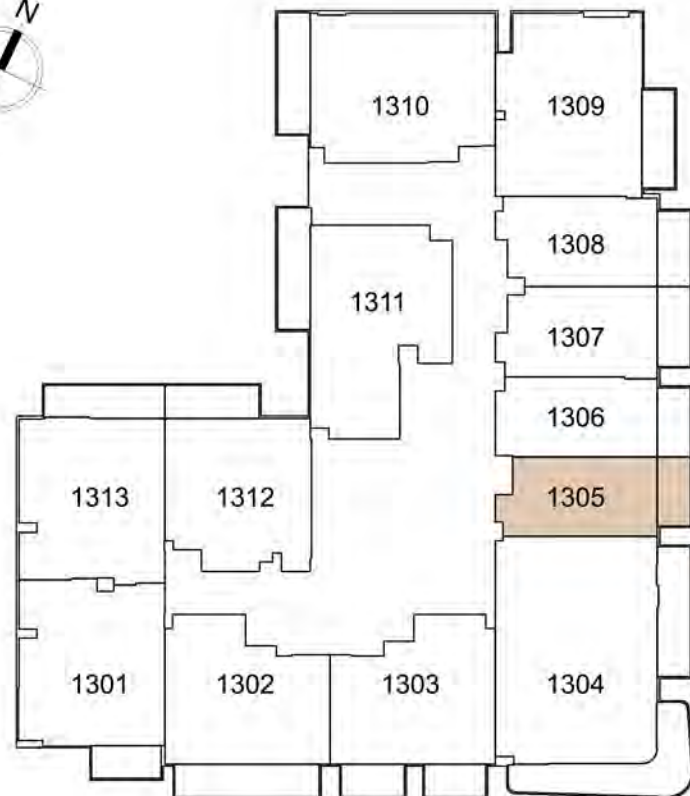


1. All dimensions are in imperial and metric, and measured to structural elements and exclude wall finishes and construction tolerances. 2. All materials, dimensions, and drawings are approximate only. 3. Information is subject to change without notice at developer's absolute discretion. 4. Actual area may vary from the stated area. 5. Drawings not to scale. 6. All images used are for illustrative purposes only and do not represent the actual size, features, specifications, fittings, and furnishings. 7. The developer reserves the right to make revisions / alterations, at its absolute discretion, without any liability whatsoever.

LUME

UNIT : 1305 STUDIO TYPE C

| | |
|----------------|---------------|
| APARTMENT AREA | 282.34 SQ.FT. |
| BALCONY AREA | 52.74 SQ.FT. |
| TOTAL AREA | 335.08 SQ.FT. |

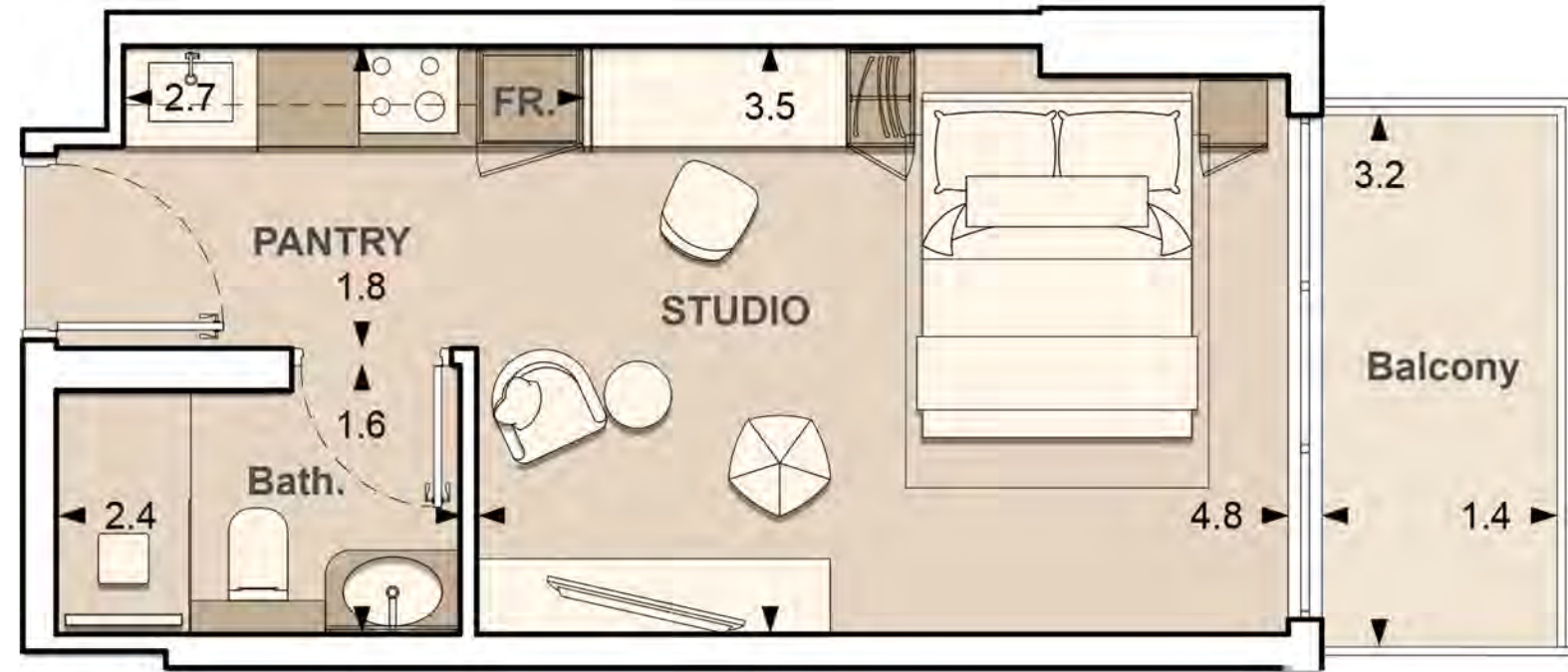
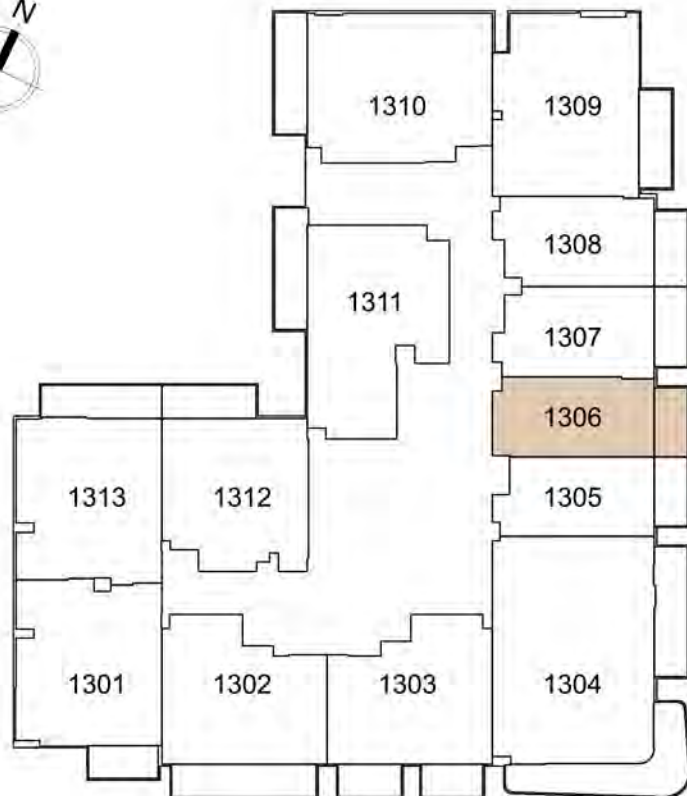


1. All dimensions are in imperial and metric, and measured to structural elements and exclude wall finishes and construction tolerances. 2. All materials, dimensions, and drawings are approximate only. 3. Information is subject to change without notice at developer's absolute discretion. 4. Actual area may vary from the stated area. 5. Drawings not to scale. 6. All images used are for illustrative purposes only and do not represent the actual size, features, specifications, fittings, and furnishings. 7. The developer reserves the right to make revisions / alterations, at its absolute discretion, without any liability whatsoever.

LUME

UNIT : 1306 STUDIO TYPE B

| | |
|----------------|---------------|
| APARTMENT AREA | 294.82 SQ.FT. |
| BALCONY AREA | 52.74 SQ.FT. |
| TOTAL AREA | 347.57 SQ.FT. |

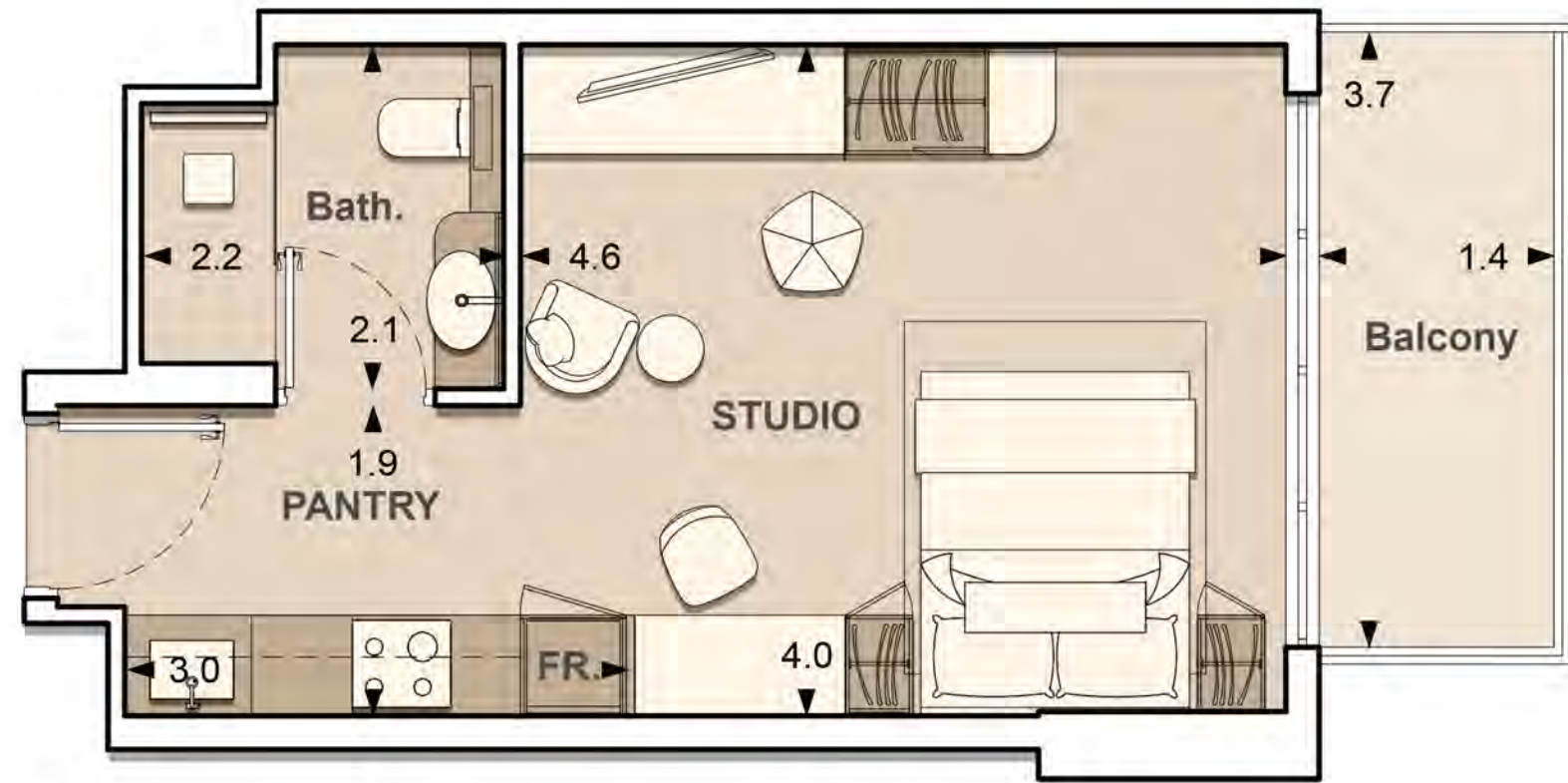
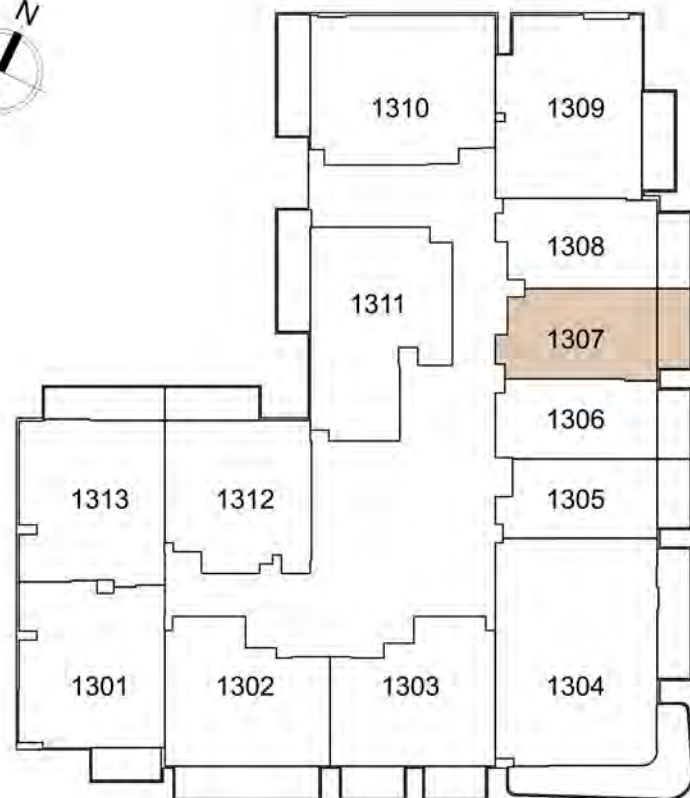


1. All dimensions are in imperial and metric, and measured to structural elements and exclude wall finishes and construction tolerances. 2. All materials, dimensions, and drawings are approximate only. 3. Information is subject to change without notice at developer's absolute discretion. 4. Actual area may vary from the stated area. 5. Drawings not to scale. 6. All images used are for illustrative purposes only and do not represent the actual size, features, specifications, fittings, and furnishings. 7. The developer reserves the right to make revisions / alterations, at its absolute discretion, without any liability whatsoever.

LUME

UNIT : 1307 STUDIO TYPE A

| | | |
|----------------|--------|--------|
| APARTMENT AREA | 321.84 | SQ.FT. |
| BALCONY AREA | 61.03 | SQ.FT. |
| TOTAL AREA | 382.87 | SQ.FT. |



1. All dimensions are in imperial and metric, and measured to structural elements and exclude wall finishes and construction tolerances. 2. All materials, dimensions, and drawings are approximate only. 3. Information is subject to change without notice at developer's absolute discretion. 4. Actual area may vary from the stated area. 5. Drawings not to scale. 6. All images used are for illustrative purposes only and do not represent the actual size, features, specifications, fittings, and furnishings. 7. The developer reserves the right to make revisions / alterations, at its absolute discretion, without any liability whatsoever.

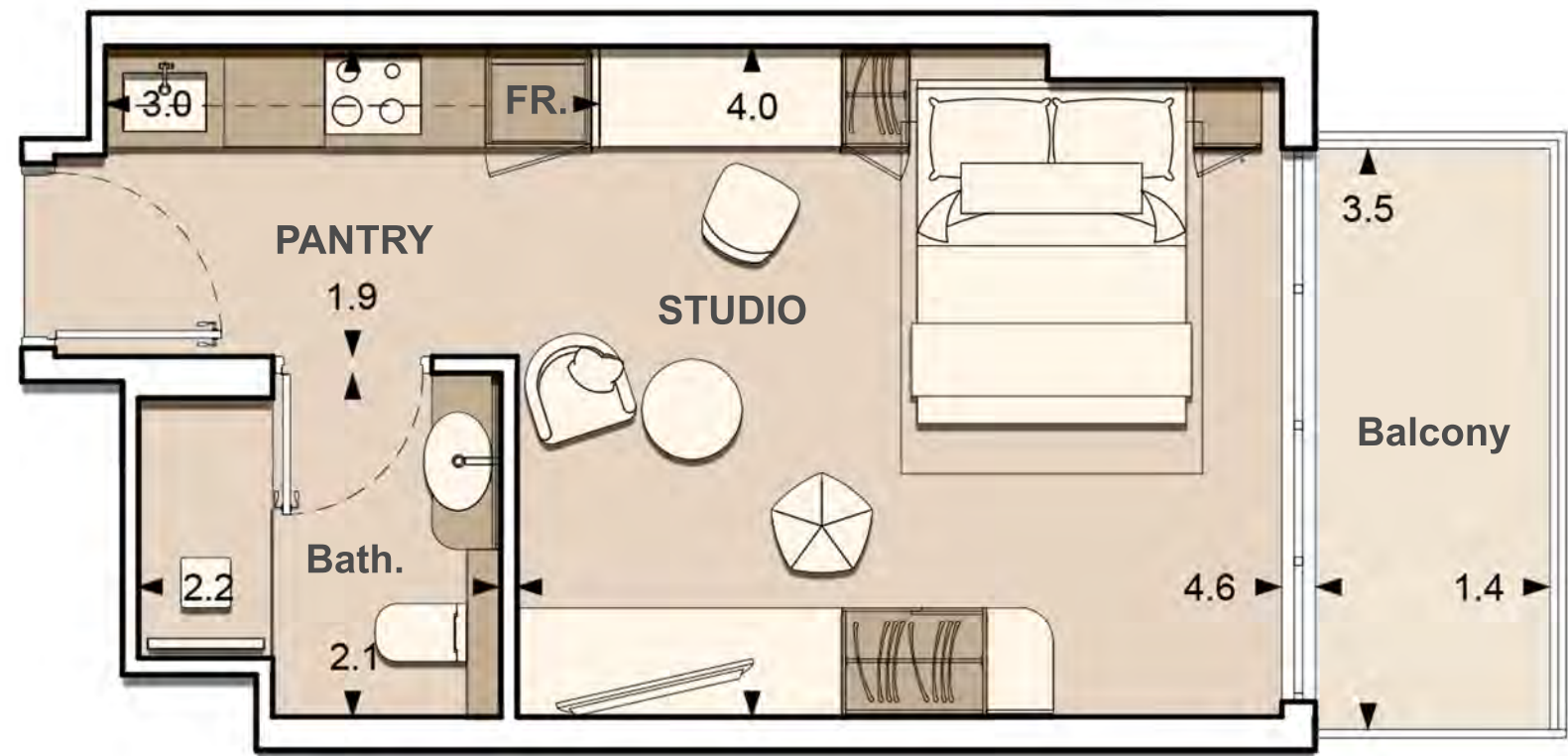
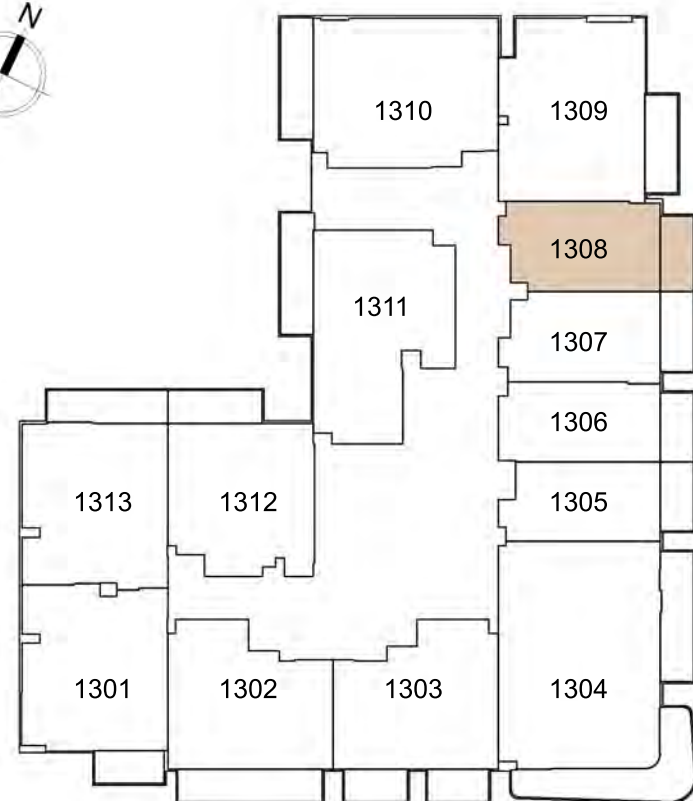
LUME

UNIT : 1308

STUDIO

TYPE A

| | | |
|----------------|--------|--------|
| APARTMENT AREA | 319.69 | SQ.FT. |
| BALCONY AREA | 57.69 | SQ.FT. |
| TOTAL AREA | 377.38 | SQ.FT. |

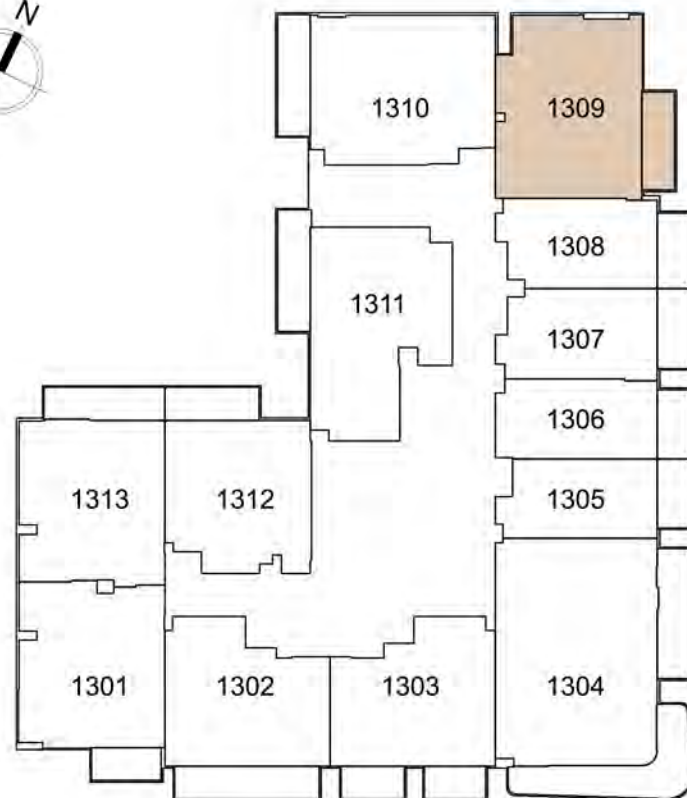


1. All dimensions are in imperial and metric, and measured to structural elements and exclude wall finishes and construction tolerances. 2. All materials, dimensions, and drawings are approximate only. 3. Information is subject to change without notice at developer's absolute discretion. 4. Actual area may vary from the stated area. 5. Drawings not to scale. 6. All images used are for illustrative purposes only and do not represent the actual size, features, specifications, fittings, and furnishings. 7. The developer reserves the right to make revisions / alterations, at its absolute discretion, without any liability whatsoever.

LUME

UNIT : 1309 1 - BEDROOM TYPE C

| | | |
|----------------|--------|--------|
| APARTMENT AREA | 601.70 | SQ.FT. |
| BALCONY AREA | 74.70 | SQ.FT. |
| TOTAL AREA | 676.40 | SQ.FT. |

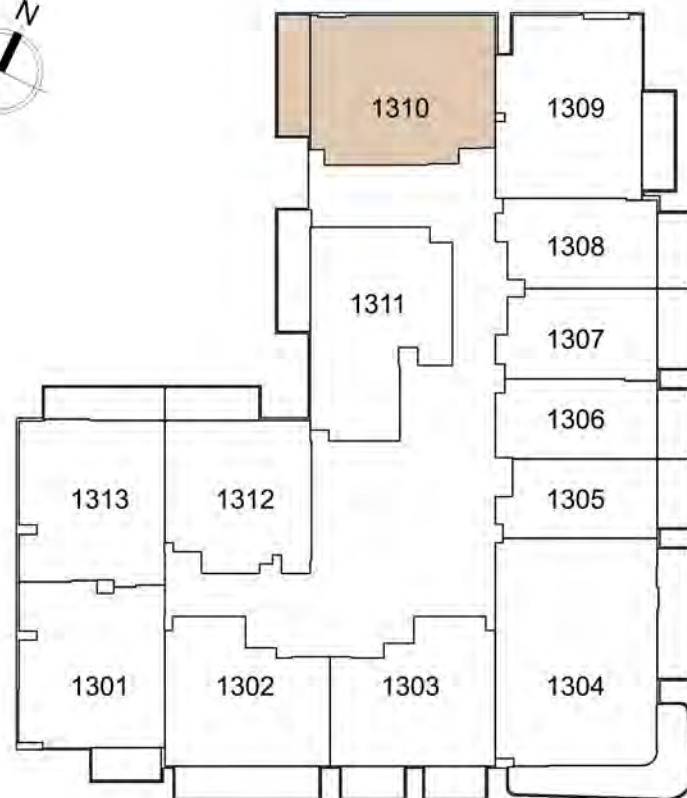


1. All dimensions are in imperial and metric, and measured to structural elements and exclude wall finishes and construction tolerances. 2. All materials, dimensions, and drawings are approximate only. 3. Information is subject to change without notice at developer's absolute discretion. 4. Actual area may vary from the stated area. 5. Drawings not to scale. 6. All images used are for illustrative purposes only and do not represent the actual size, features, specifications, fittings, and furnishings. 7. The developer reserves the right to make revisions / alterations, at its absolute discretion, without any liability whatsoever.

LUME

UNIT : 1310 1 - BEDROOM TYPE D

| | | |
|----------------|--------|--------|
| APARTMENT AREA | 622.26 | SQ.FT. |
| BALCONY AREA | 92.78 | SQ.FT. |
| TOTAL AREA | 715.05 | SQ.FT. |

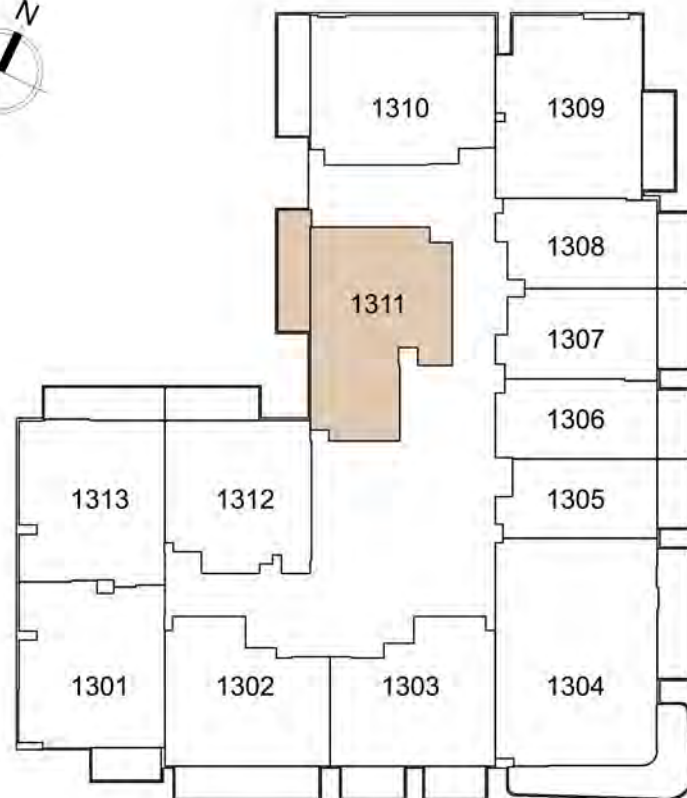


1. All dimensions are in imperial and metric, and measured to structural elements and exclude wall finishes and construction tolerances. 2. All materials, dimensions, and drawings are approximate only. 3. Information is subject to change without notice at developer's absolute discretion. 4. Actual area may vary from the stated area. 5. Drawings not to scale. 6. All images used are for illustrative purposes only and do not represent the actual size, features, specifications, fittings, and furnishings. 7. The developer reserves the right to make revisions / alterations, at its absolute discretion, without any liability whatsoever.

LUME

UNIT : 1311 1 - BEDROOM TYPE E

| | | |
|----------------|--------|--------|
| APARTMENT AREA | 591.91 | SQ.FT. |
| BALCONY AREA | 93.22 | SQ.FT. |
| TOTAL AREA | 685.12 | SQ.FT. |

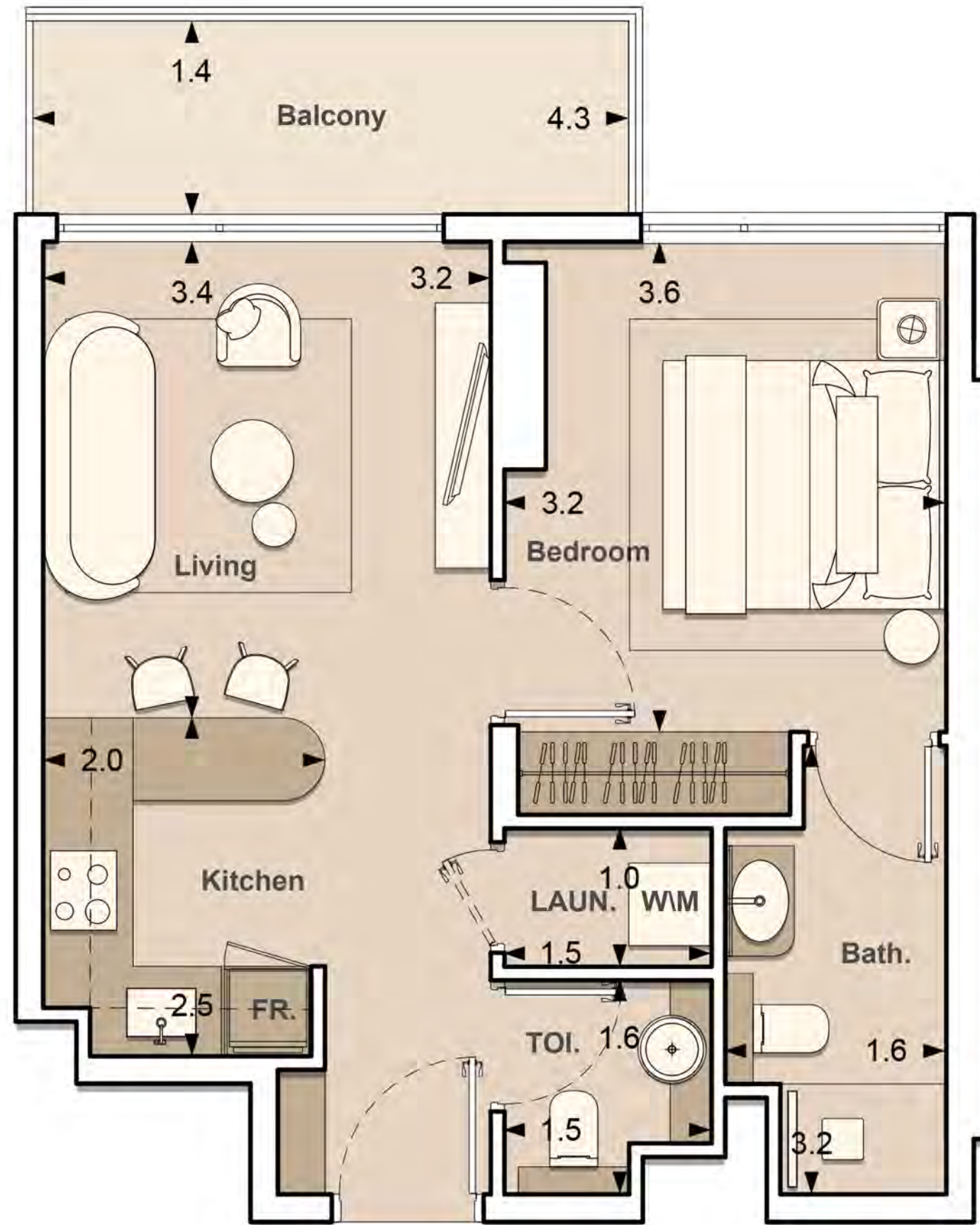
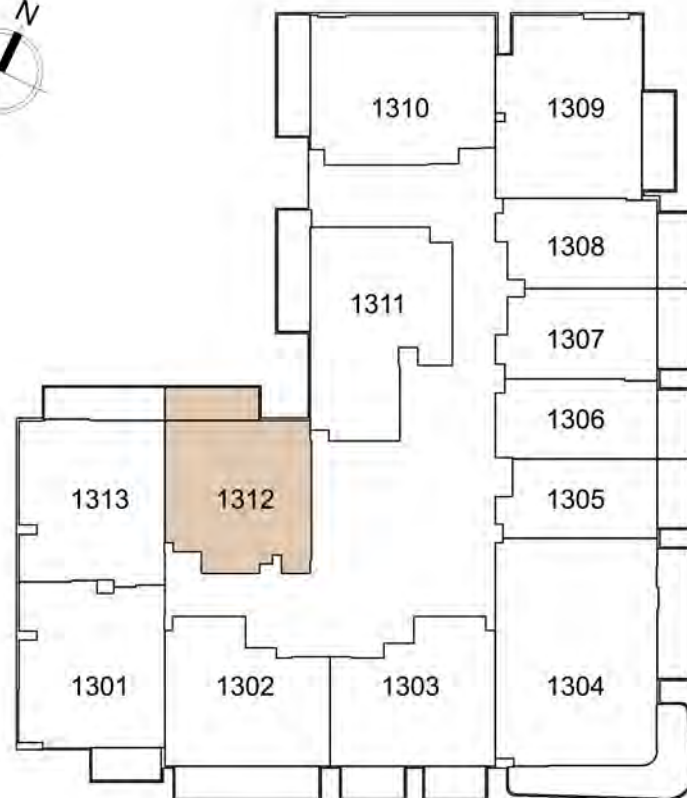


1. All dimensions are in imperial and metric, and measured to structural elements and exclude wall finishes and construction tolerances. 2. All materials, dimensions, and drawings are approximate only. 3. Information is subject to change without notice at developer's absolute discretion. 4. Actual area may vary from the stated area. 5. Drawings not to scale. 6. All images used are for illustrative purposes only and do not represent the actual size, features, specifications, fittings, and furnishings. 7. The developer reserves the right to make revisions / alterations, at its absolute discretion, without any liability whatsoever.

LUME

UNIT : 1312 1 - BEDROOM TYPE F

| | | |
|----------------|--------|--------|
| APARTMENT AREA | 491.70 | SQ.FT. |
| BALCONY AREA | 71.69 | SQ.FT. |
| TOTAL AREA | 563.38 | SQ.FT. |

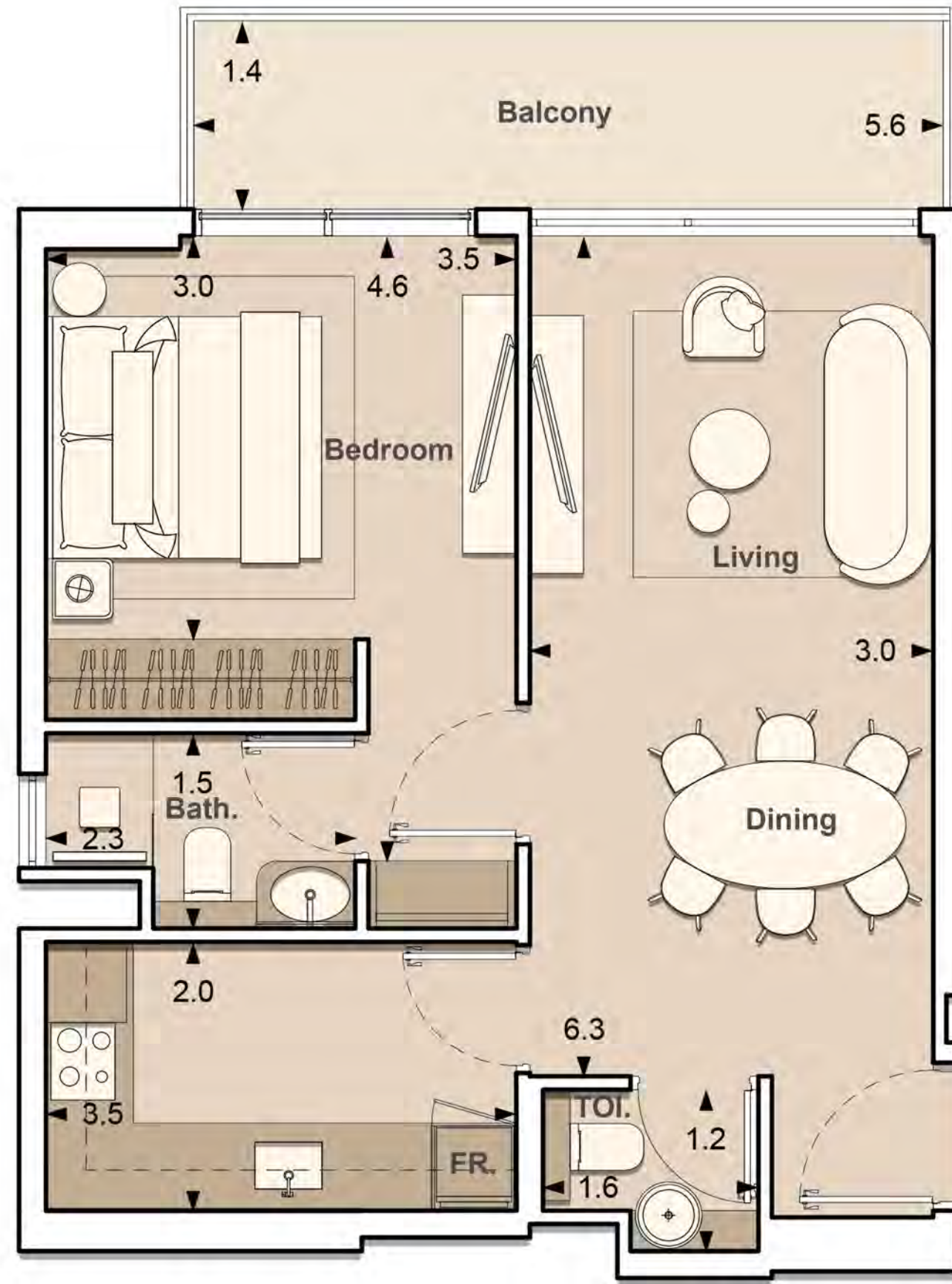
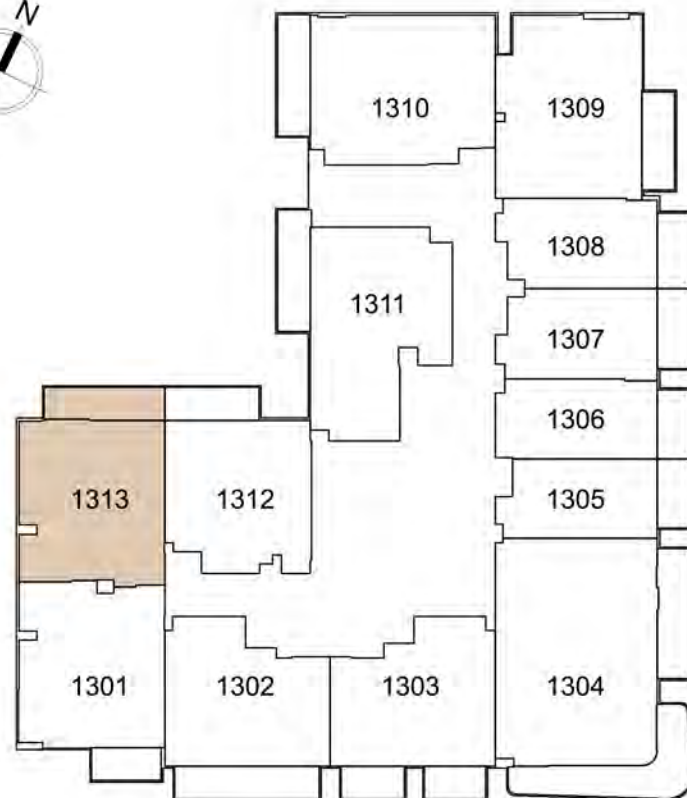


1. All dimensions are in imperial and metric, and measured to structural elements and exclude wall finishes and construction tolerances. 2. All materials, dimensions, and drawings are approximate only. 3. Information is subject to change without notice at developer's absolute discretion. 4. Actual area may vary from the stated area. 5. Drawings not to scale. 6. All images used are for illustrative purposes only and do not represent the actual size, features, specifications, fittings, and furnishings. 7. The developer reserves the right to make revisions / alterations, at its absolute discretion, without any liability whatsoever.

LUME

UNIT : 1313 1 - BEDROOM TYPE G

| | |
|----------------|---------------|
| APARTMENT AREA | 548.53 SQ.FT. |
| BALCONY AREA | 91.28 SQ.FT. |
| TOTAL AREA | 639.81 SQ.FT. |



1. All dimensions are in imperial and metric, and measured to structural elements and exclude wall finishes and construction tolerances. 2. All materials, dimensions, and drawings are approximate only. 3. Information is subject to change without notice at developer's absolute discretion. 4. Actual area may vary from the stated area. 5. Drawings not to scale. 6. All images used are for illustrative purposes only and do not represent the actual size, features, specifications, fittings, and furnishings. 7. The developer reserves the right to make revisions / alterations, at its absolute discretion, without any liability whatsoever.

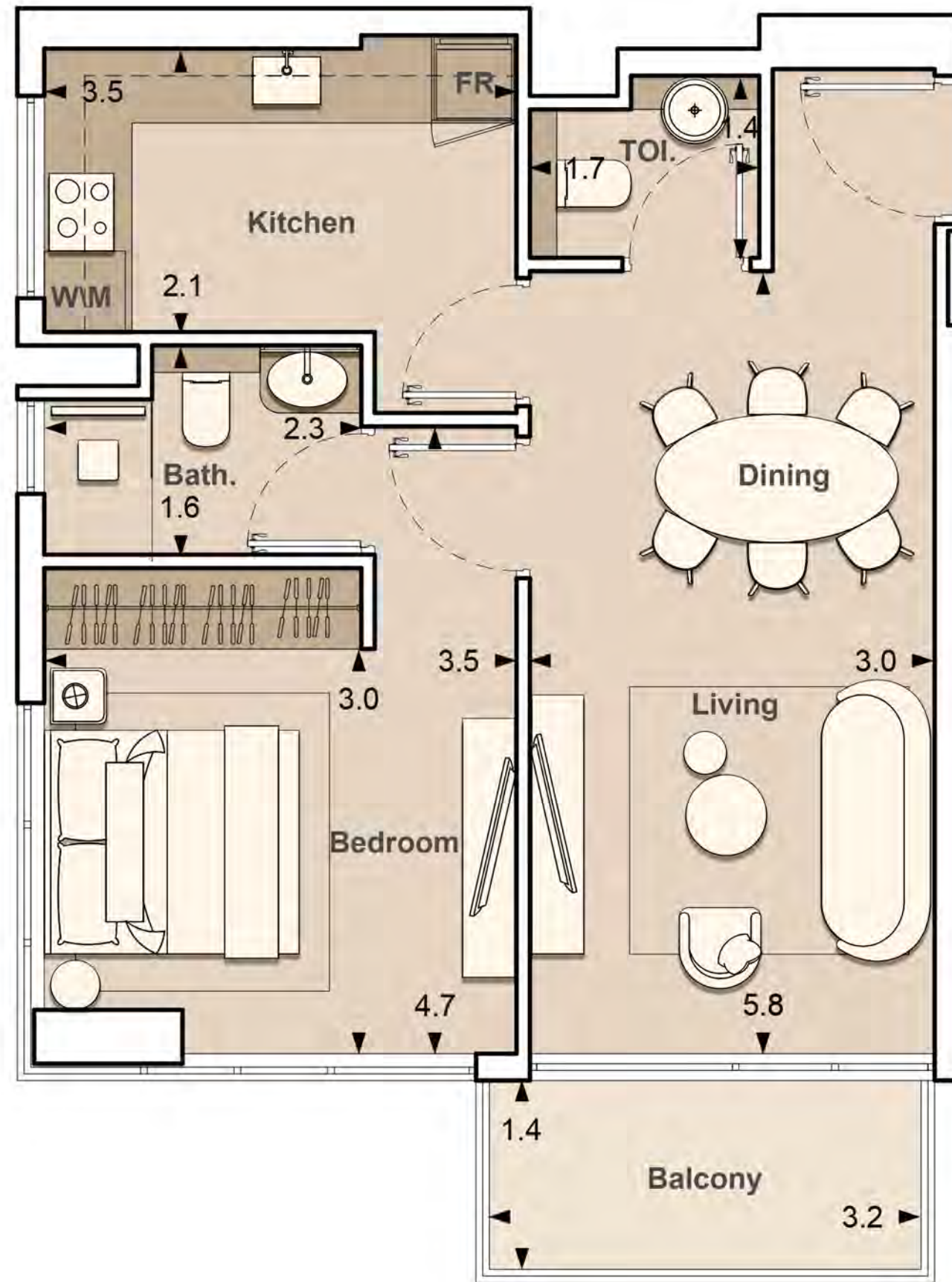
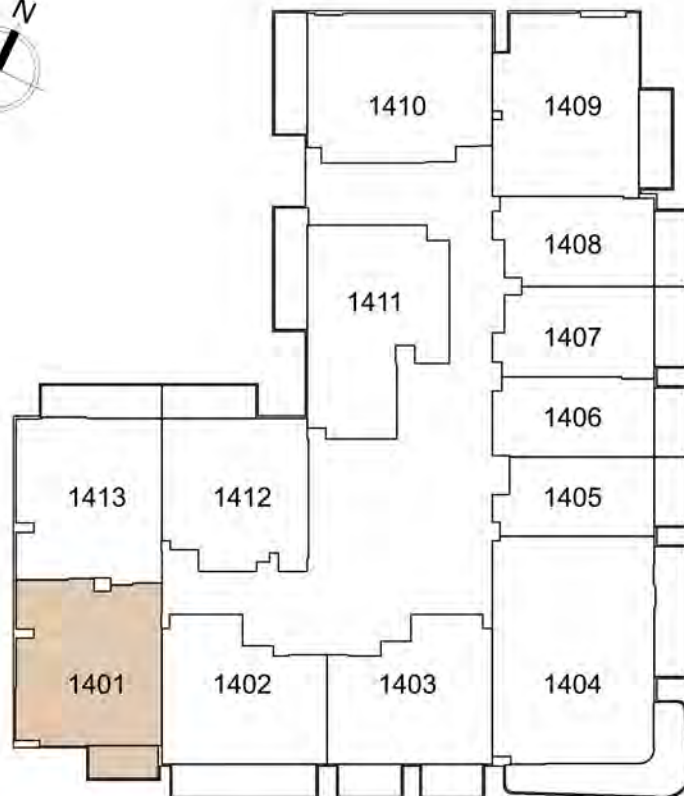


14TH FLOOR

LUME

UNIT : 1401 1 - BEDROOM TYPE B

| | |
|----------------|---------------|
| APARTMENT AREA | 549.28 SQ.FT. |
| BALCONY AREA | 53.39 SQ.FT. |
| TOTAL AREA | 602.67 SQ.FT. |

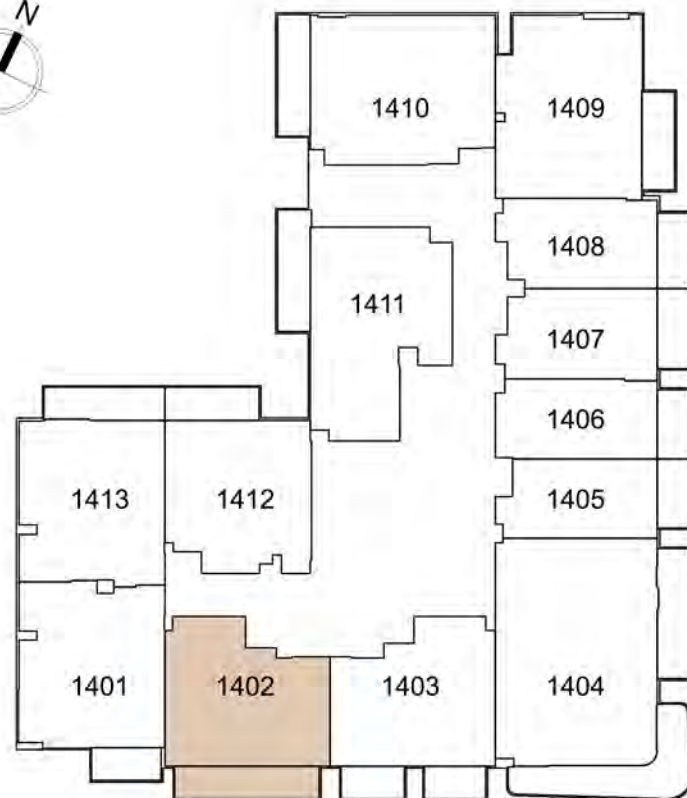


1. All dimensions are in imperial and metric, and measured to structural elements and exclude wall finishes and construction tolerances. 2. All materials, dimensions, and drawings are approximate only. 3. Information is subject to change without notice at developer's absolute discretion. 4. Actual area may vary from the stated area. 5. Drawings not to scale. 6. All images used are for illustrative purposes only and do not represent the actual size, features, specifications, fittings, and furnishings. 7. The developer reserves the right to make revisions / alterations, at its absolute discretion, without any liability whatsoever.

LUME

UNIT : 1402 1 - BEDROOM TYPE A

| | |
|----------------|---------------|
| APARTMENT AREA | 497.51 SQ.FT. |
| BALCONY AREA | 110.22 SQ.FT. |
| TOTAL AREA | 607.73 SQ.FT. |

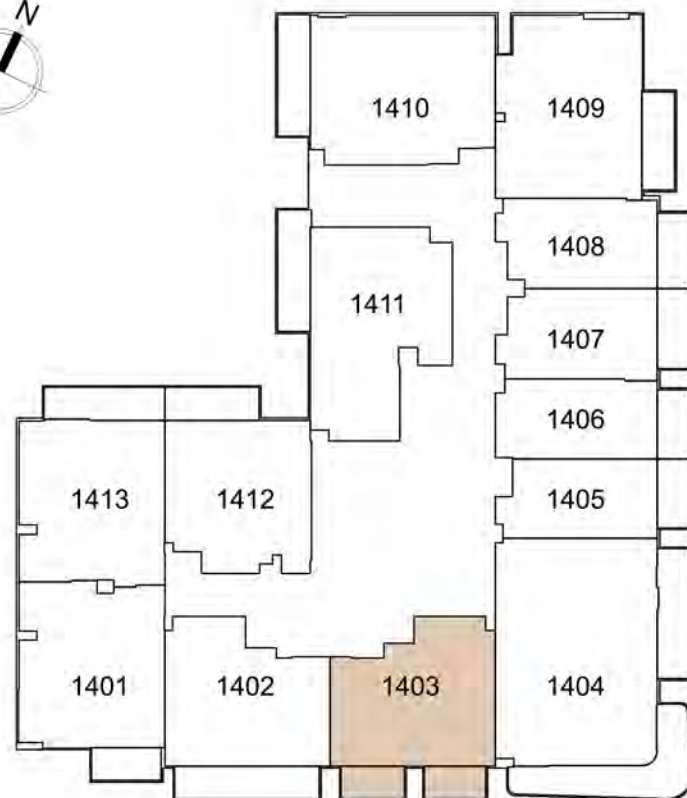


1. All dimensions are in imperial and metric, and measured to structural elements and exclude wall finishes and construction tolerances. 2. All materials, dimensions, and drawings are approximate only. 3. Information is subject to change without notice at developer's absolute discretion. 4. Actual area may vary from the stated area. 5. Drawings not to scale. 6. All images used are for illustrative purposes only and do not represent the actual size, features, specifications, fittings, and furnishings. 7. The developer reserves the right to make revisions / alterations, at its absolute discretion, without any liability whatsoever.

LUME

UNIT : 1403 1 - BEDROOM TYPE A

| | |
|----------------|---------------|
| APARTMENT AREA | 500.20 SQ.FT. |
| BALCONY AREA | 94.83 SQ.FT. |
| TOTAL AREA | 595.03 SQ.FT. |

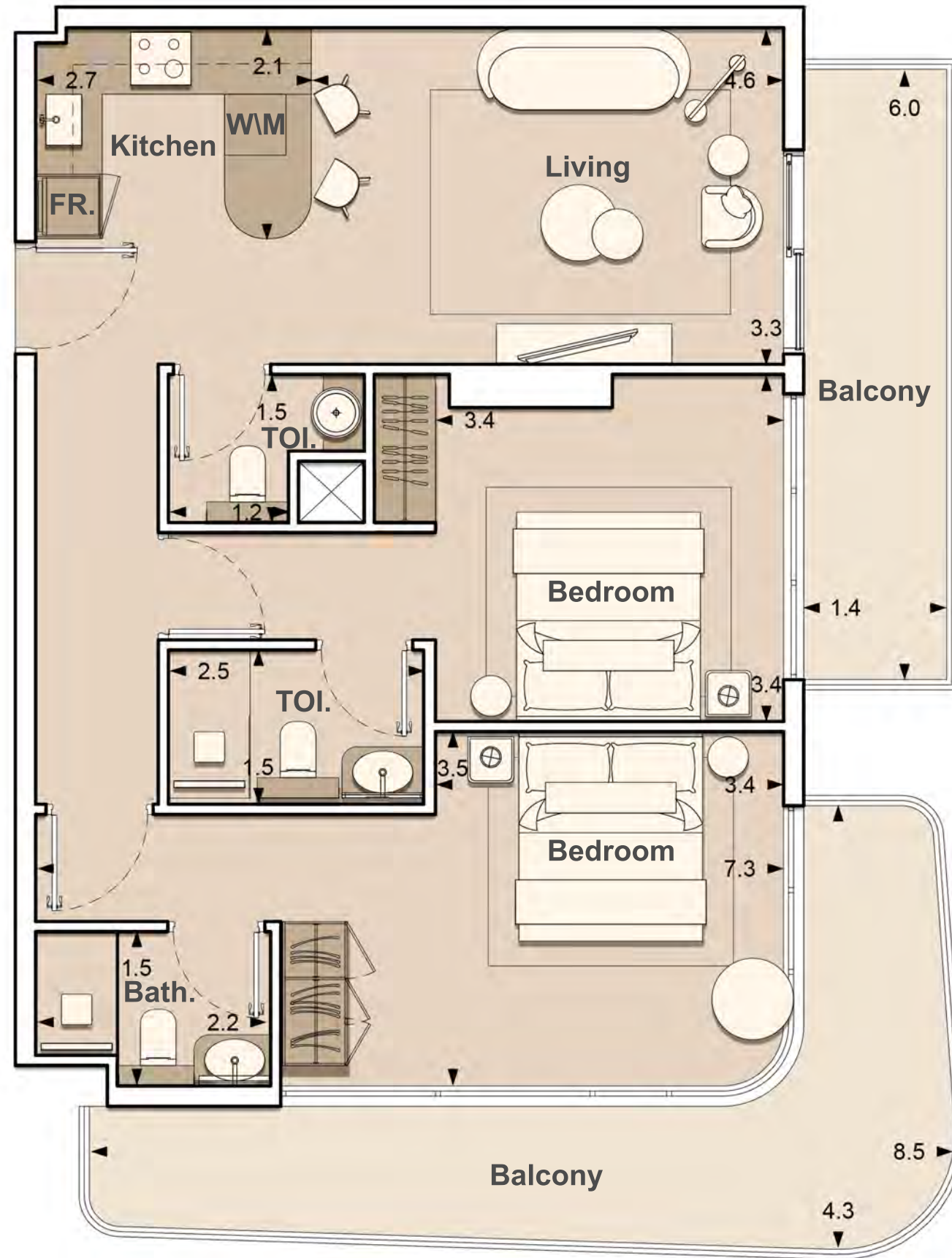
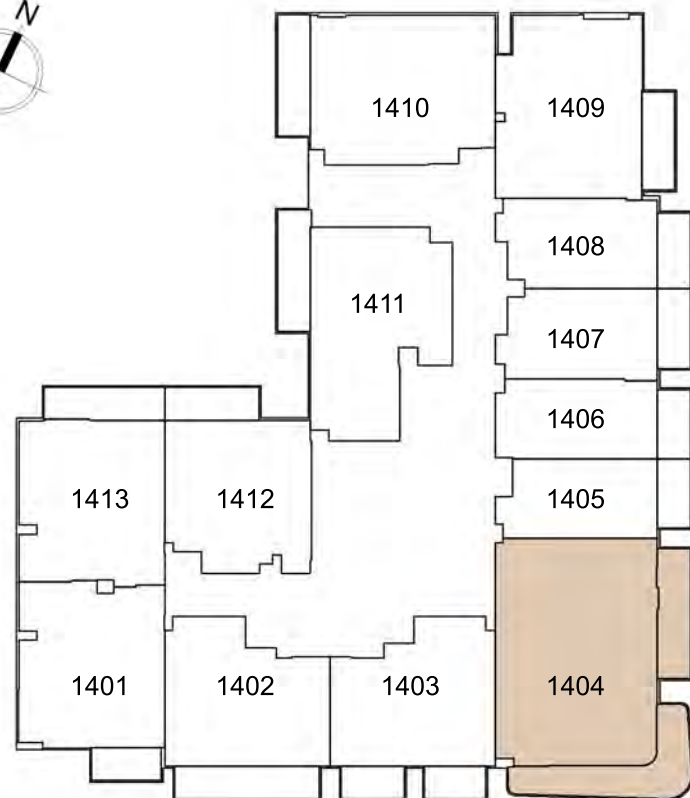


1. All dimensions are in imperial and metric, and measured to structural elements and exclude wall finishes and construction tolerances. 2. All materials, dimensions, and drawings are approximate only. 3. Information is subject to change without notice at developer's absolute discretion. 4. Actual area may vary from the stated area. 5. Drawings not to scale. 6. All images used are for illustrative purposes only and do not represent the actual size, features, specifications, fittings, and furnishings. 7. The developer reserves the right to make revisions / alterations, at its absolute discretion, without any liability whatsoever.

LUME

UNIT : 1404 2 - BEDROOM TYPE A

| | | |
|----------------|---------|--------|
| APARTMENT AREA | 843.35 | SQ.FT. |
| BALCONY AREA | 274.80 | SQ.FT. |
| TOTAL AREA | 1118.16 | SQ.FT. |

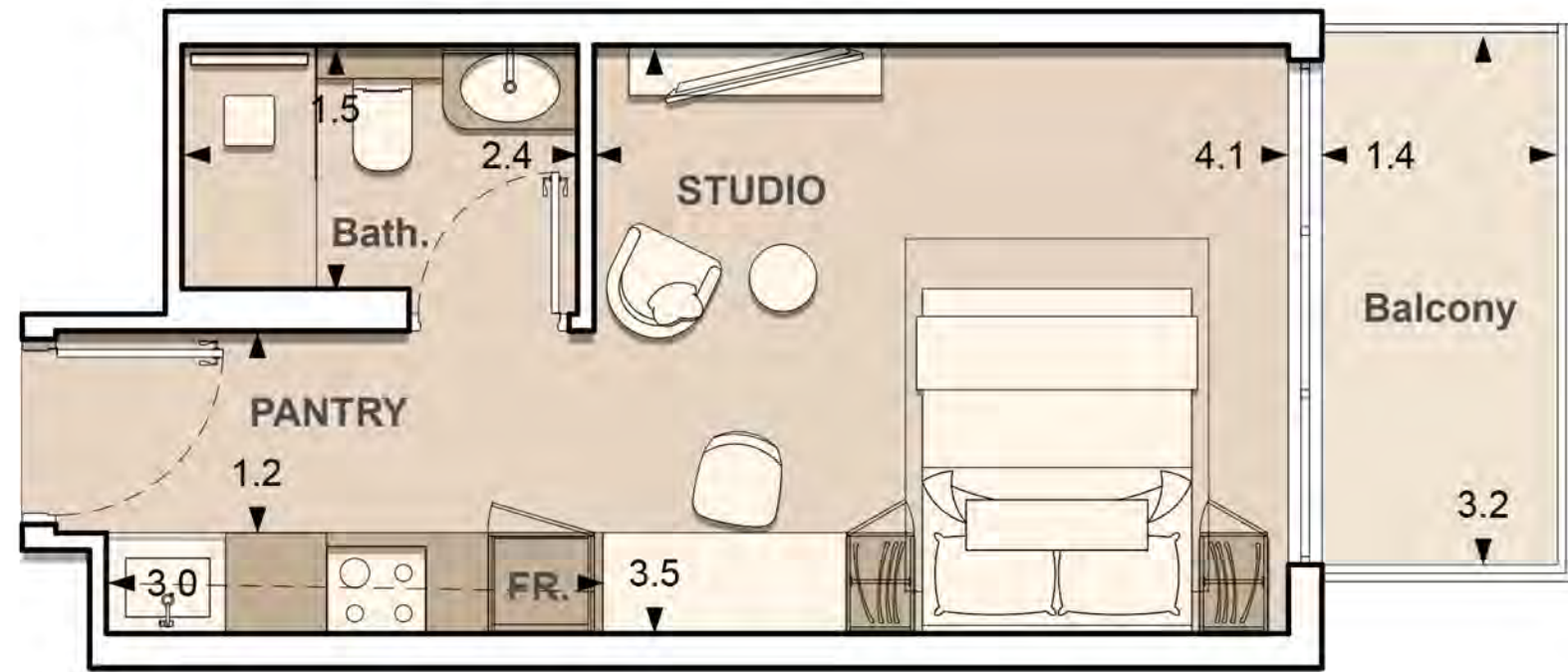
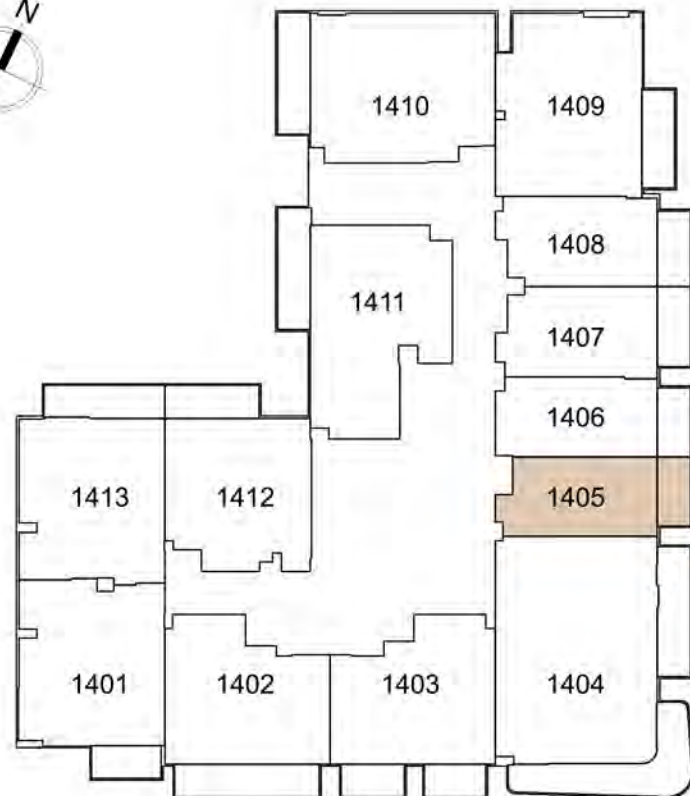


1. All dimensions are in imperial and metric, and measured to structural elements and exclude wall finishes and construction tolerances. 2. All materials, dimensions, and drawings are approximate only. 3. Information is subject to change without notice at developer's absolute discretion. 4. Actual area may vary from the stated area. 5. Drawings not to scale. 6. All images used are for illustrative purposes only and do not represent the actual size, features, specifications, fittings, and furnishings. 7. The developer reserves the right to make revisions / alterations, at its absolute discretion, without any liability whatsoever.

LUME

UNIT : 1405 STUDIO TYPE C

| | |
|----------------|---------------|
| APARTMENT AREA | 282.34 SQ.FT. |
| BALCONY AREA | 52.74 SQ.FT. |
| TOTAL AREA | 335.08 SQ.FT. |

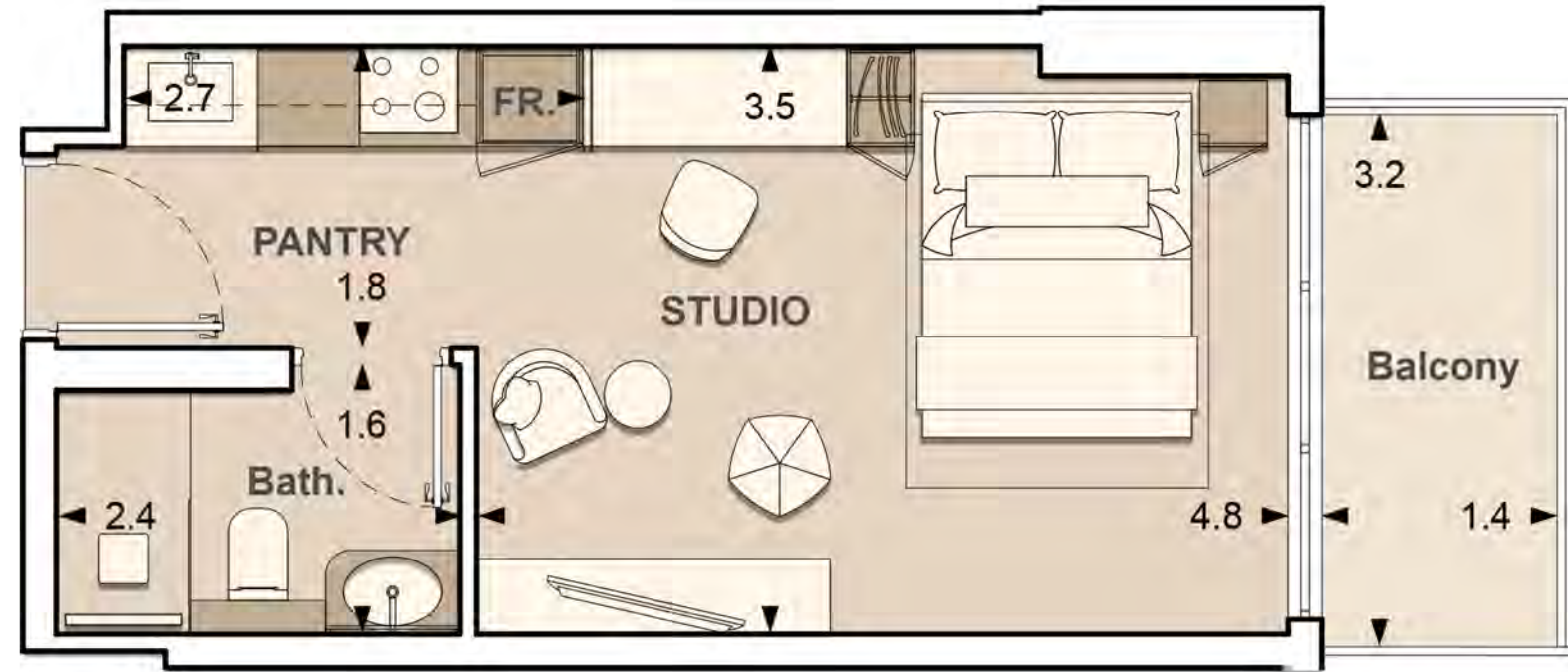
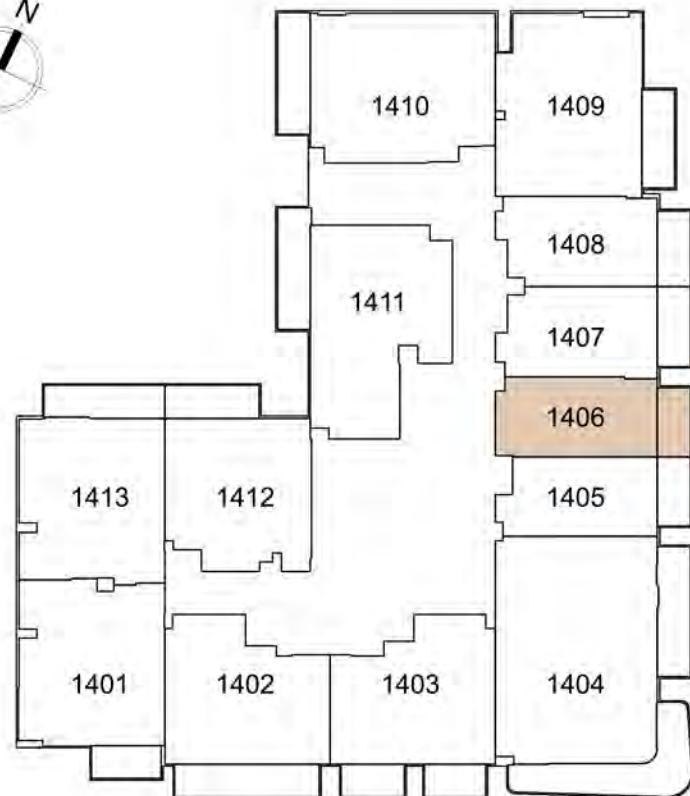


1. All dimensions are in imperial and metric, and measured to structural elements and exclude wall finishes and construction tolerances. 2. All materials, dimensions, and drawings are approximate only. 3. Information is subject to change without notice at developer's absolute discretion. 4. Actual area may vary from the stated area. 5. Drawings not to scale. 6. All images used are for illustrative purposes only and do not represent the actual size, features, specifications, fittings, and furnishings. 7. The developer reserves the right to make revisions / alterations, at its absolute discretion, without any liability whatsoever.

LUME

UNIT : 1406 STUDIO TYPE B

| | |
|----------------|---------------|
| APARTMENT AREA | 294.82 SQ.FT. |
| BALCONY AREA | 52.74 SQ.FT. |
| TOTAL AREA | 347.57 SQ.FT. |

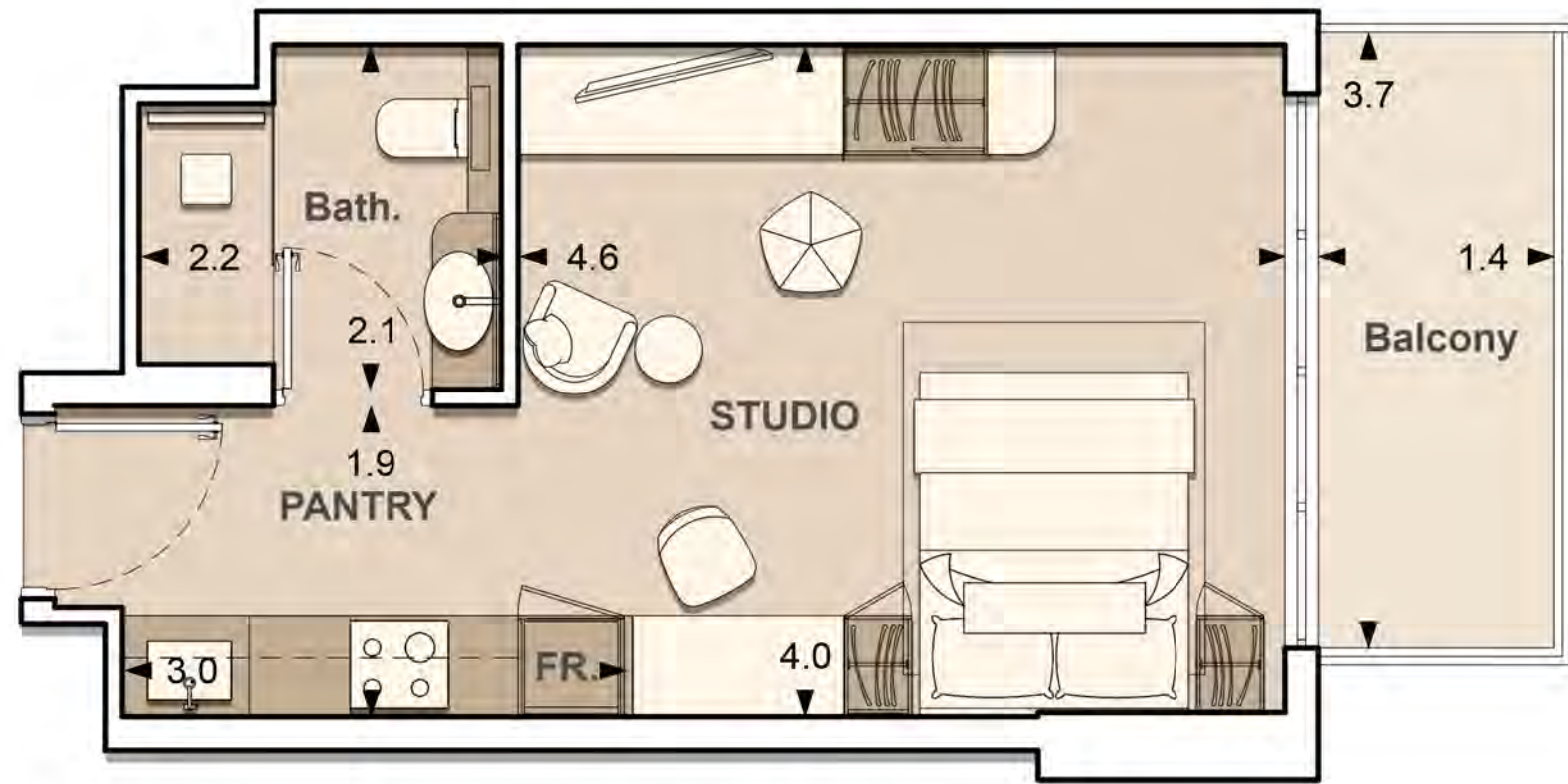
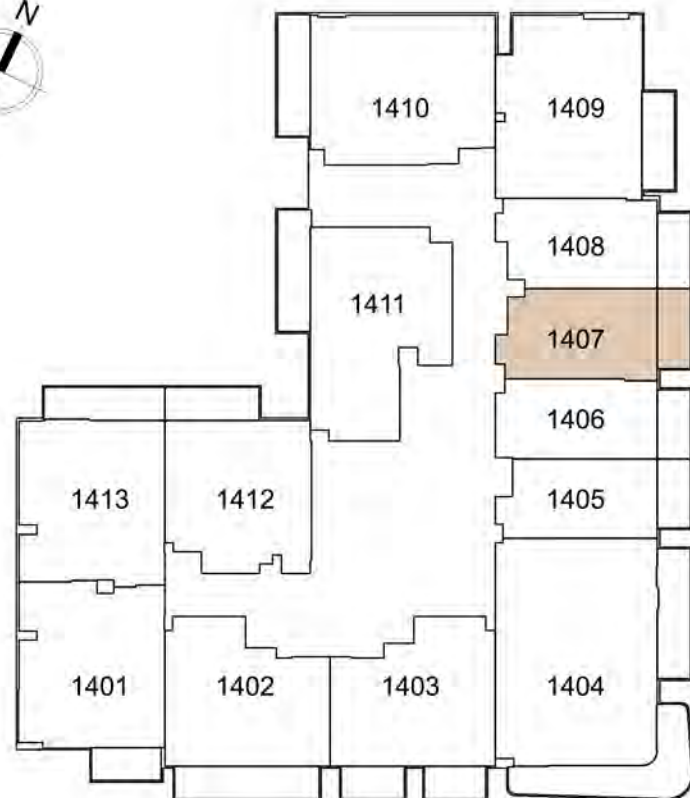


1. All dimensions are in imperial and metric, and measured to structural elements and exclude wall finishes and construction tolerances. 2. All materials, dimensions, and drawings are approximate only. 3. Information is subject to change without notice at developer's absolute discretion. 4. Actual area may vary from the stated area. 5. Drawings not to scale. 6. All images used are for illustrative purposes only and do not represent the actual size, features, specifications, fittings, and furnishings. 7. The developer reserves the right to make revisions / alterations, at its absolute discretion, without any liability whatsoever.

LUME

UNIT : 1407 STUDIO TYPE A

| | | |
|----------------|--------|--------|
| APARTMENT AREA | 321.84 | SQ.FT. |
| BALCONY AREA | 61.03 | SQ.FT. |
| TOTAL AREA | 382.87 | SQ.FT. |

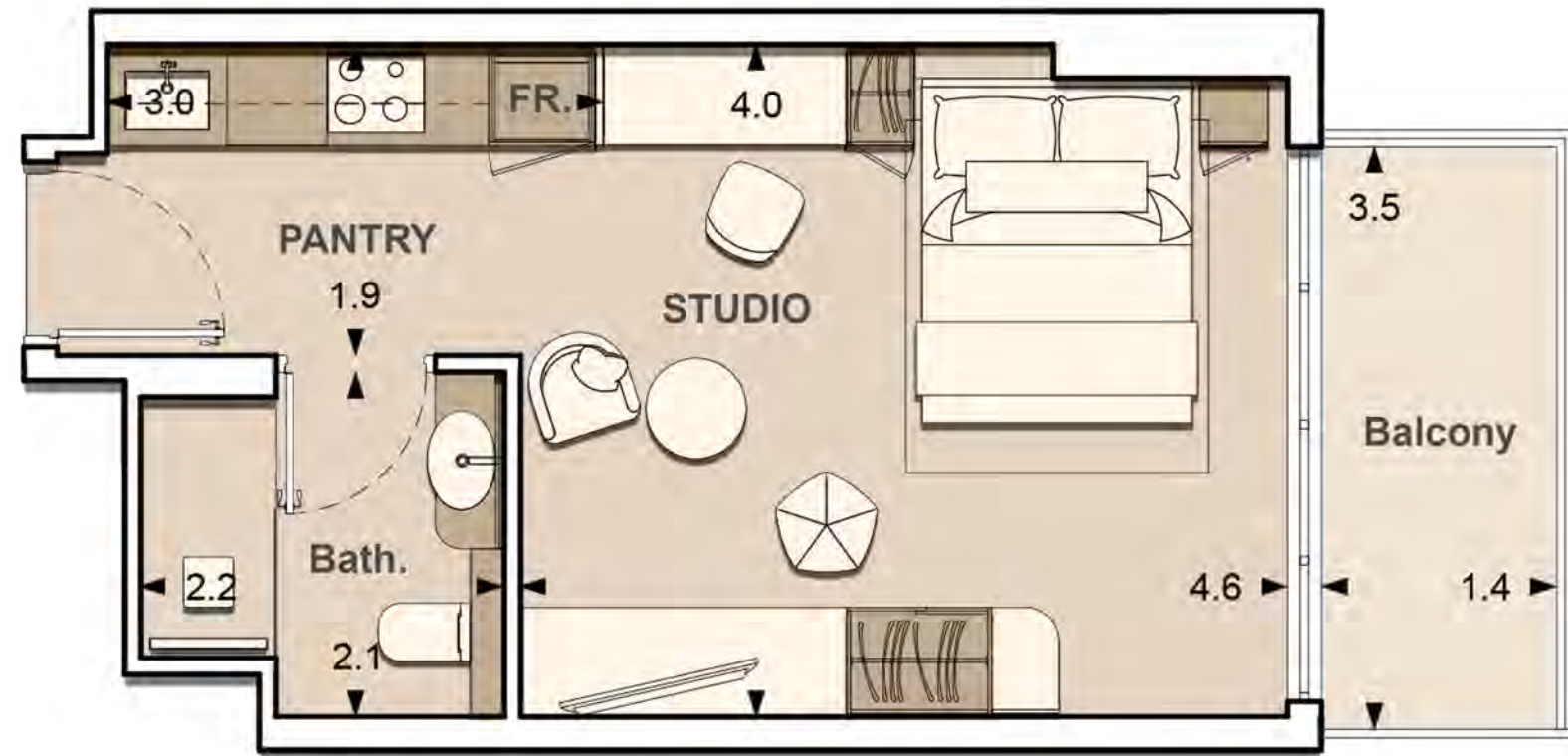
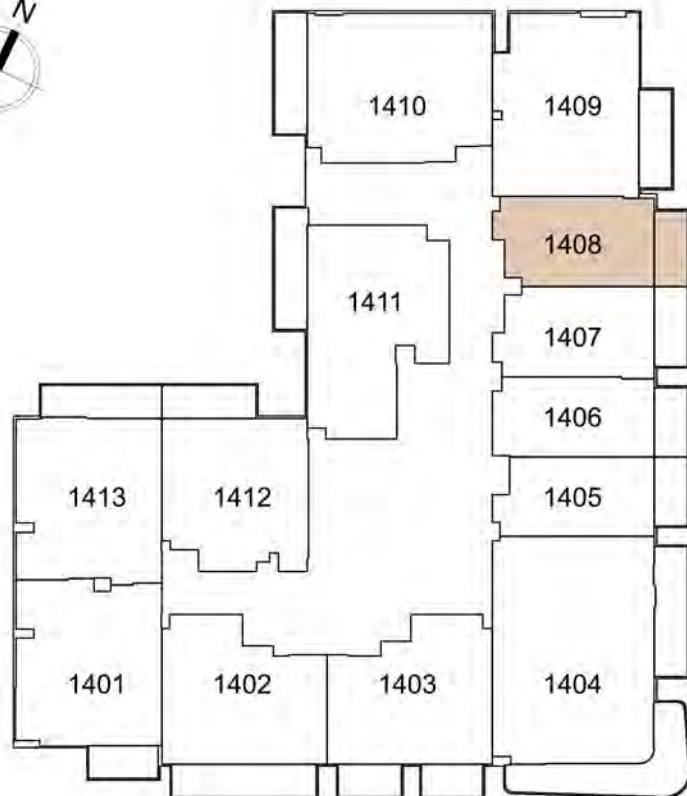


1. All dimensions are in imperial and metric, and measured to structural elements and exclude wall finishes and construction tolerances. 2. All materials, dimensions, and drawings are approximate only. 3. Information is subject to change without notice at developer's absolute discretion. 4. Actual area may vary from the stated area. 5. Drawings not to scale. 6. All images used are for illustrative purposes only and do not represent the actual size, features, specifications, fittings, and furnishings. 7. The developer reserves the right to make revisions / alterations, at its absolute discretion, without any liability whatsoever.

LUME

UNIT : 1408 STUDIO TYPE A

| | | |
|----------------|--------|--------|
| APARTMENT AREA | 319.69 | SQ.FT. |
| BALCONY AREA | 57.69 | SQ.FT. |
| TOTAL AREA | 377.38 | SQ.FT. |

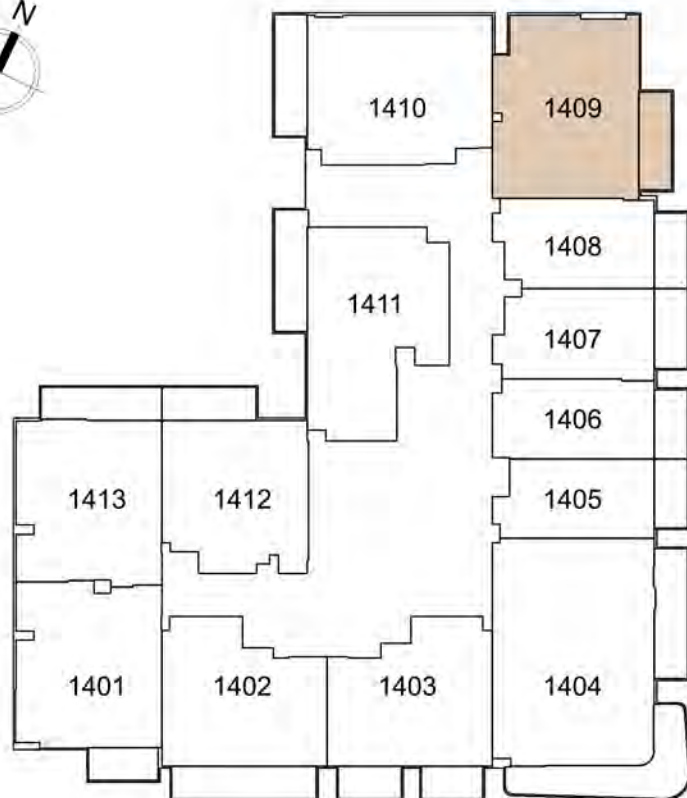


1. All dimensions are in imperial and metric, and measured to structural elements and exclude wall finishes and construction tolerances. 2. All materials, dimensions, and drawings are approximate only. 3. Information is subject to change without notice at developer's absolute discretion. 4. Actual area may vary from the stated area. 5. Drawings not to scale. 6. All images used are for illustrative purposes only and do not represent the actual size, features, specifications, fittings, and furnishings. 7. The developer reserves the right to make revisions / alterations, at its absolute discretion, without any liability whatsoever.

LUME

UNIT : 1409 1 - BEDROOM TYPE C

| | | |
|----------------|--------|--------|
| APARTMENT AREA | 601.70 | SQ.FT. |
| BALCONY AREA | 74.70 | SQ.FT. |
| TOTAL AREA | 676.40 | SQ.FT. |

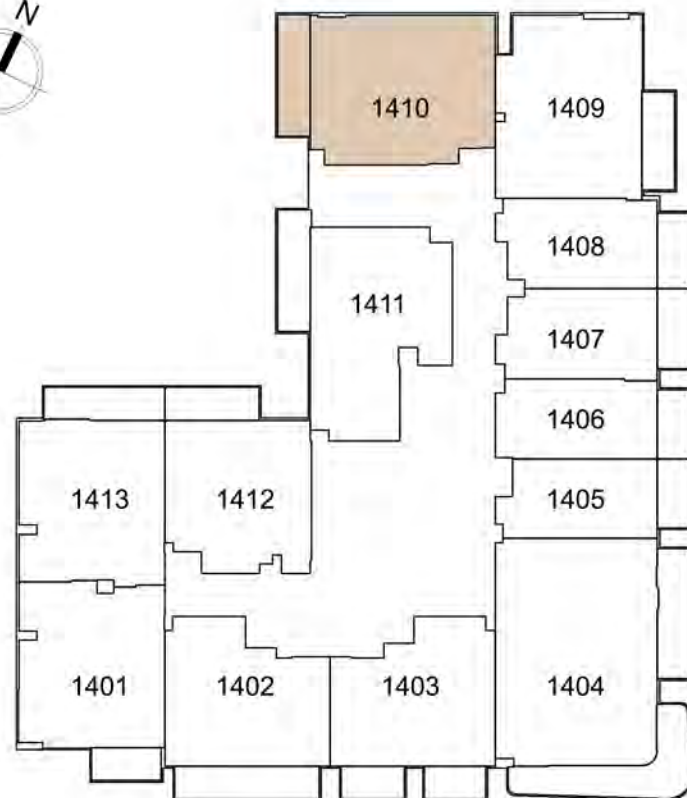


1. All dimensions are in imperial and metric, and measured to structural elements and exclude wall finishes and construction tolerances. 2. All materials, dimensions, and drawings are approximate only. 3. Information is subject to change without notice at developer's absolute discretion. 4. Actual area may vary from the stated area. 5. Drawings not to scale. 6. All images used are for illustrative purposes only and do not represent the actual size, features, specifications, fittings, and furnishings. 7. The developer reserves the right to make revisions / alterations, at its absolute discretion, without any liability whatsoever.

LUME

UNIT : 1410 1 - BEDROOM TYPE D

| | | |
|----------------|--------|--------|
| APARTMENT AREA | 622.26 | SQ.FT. |
| BALCONY AREA | 92.78 | SQ.FT. |
| TOTAL AREA | 715.05 | SQ.FT. |

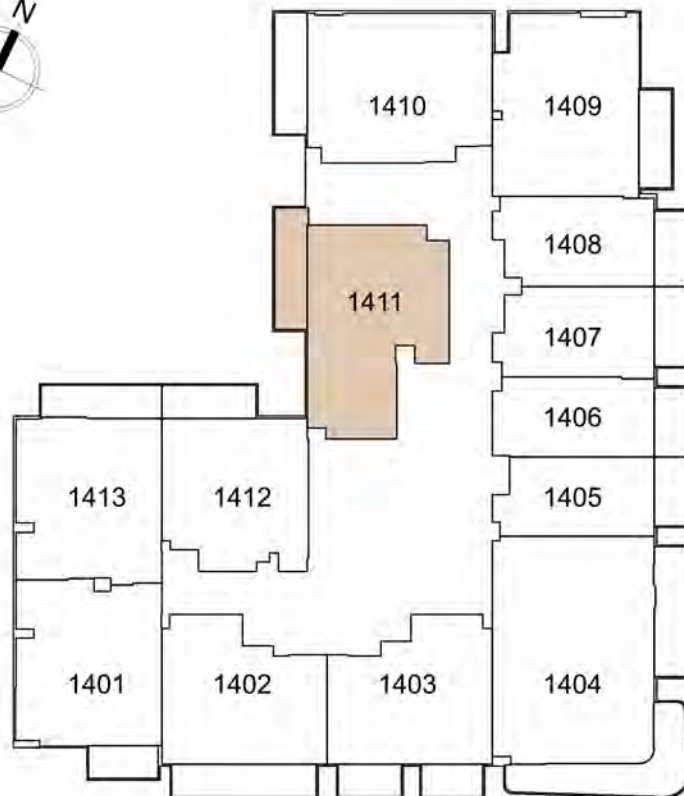


1. All dimensions are in imperial and metric, and measured to structural elements and exclude wall finishes and construction tolerances. 2. All materials, dimensions, and drawings are approximate only. 3. Information is subject to change without notice at developer's absolute discretion. 4. Actual area may vary from the stated area. 5. Drawings not to scale. 6. All images used are for illustrative purposes only and do not represent the actual size, features, specifications, fittings, and furnishings. 7. The developer reserves the right to make revisions / alterations, at its absolute discretion, without any liability whatsoever.

LUME

UNIT : 1411 1 - BEDROOM TYPE E

| | | |
|----------------|--------|--------|
| APARTMENT AREA | 591.91 | SQ.FT. |
| BALCONY AREA | 93.22 | SQ.FT. |
| TOTAL AREA | 685.12 | SQ.FT. |

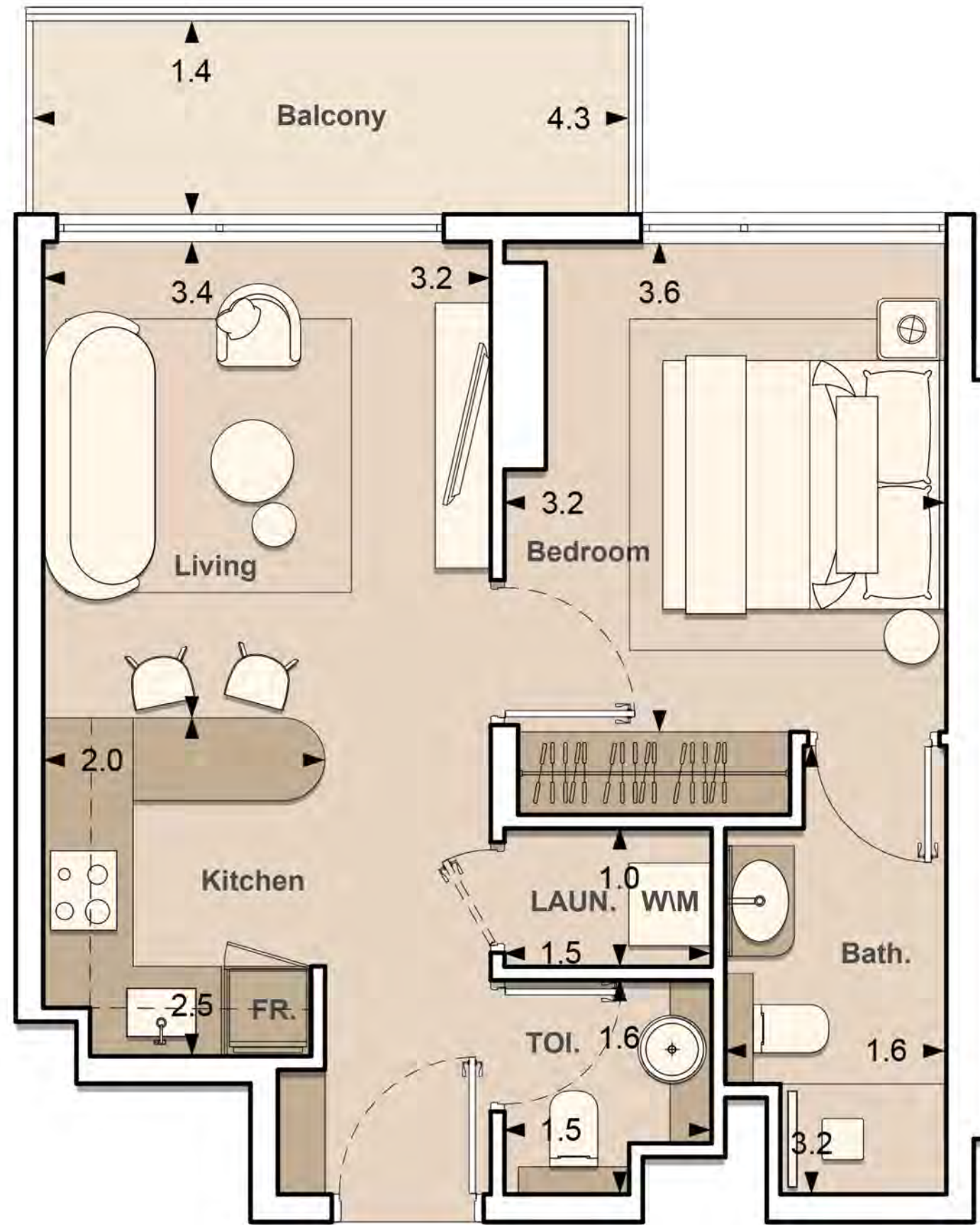
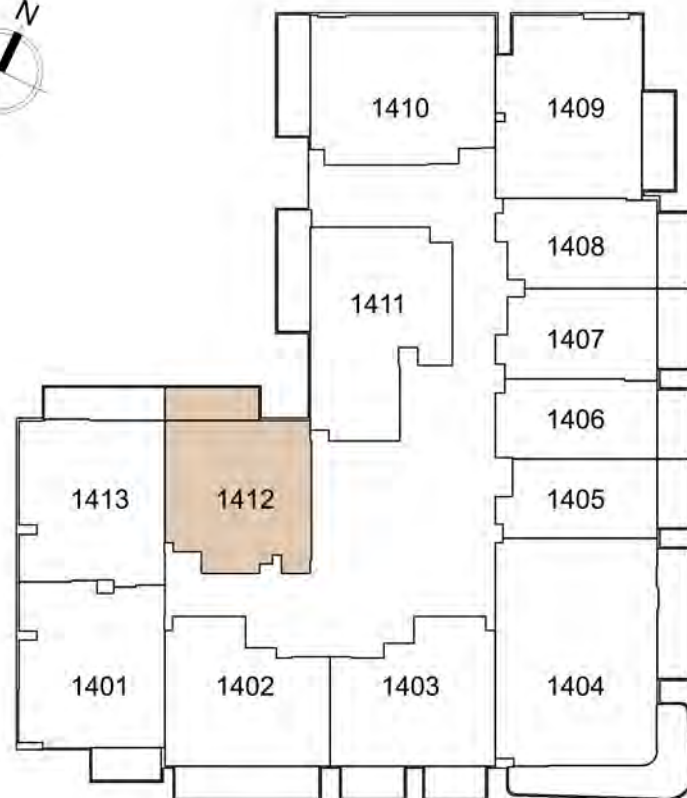


1. All dimensions are in imperial and metric, and measured to structural elements and exclude wall finishes and construction tolerances. 2. All materials, dimensions, and drawings are approximate only. 3. Information is subject to change without notice at developer's absolute discretion. 4. Actual area may vary from the stated area. 5. Drawings not to scale. 6. All images used are for illustrative purposes only and do not represent the actual size, features, specifications, fittings, and furnishings. 7. The developer reserves the right to make revisions / alterations, at its absolute discretion, without any liability whatsoever.

LUME

UNIT : 1412 1 - BEDROOM TYPE F

| | | |
|----------------|--------|--------|
| APARTMENT AREA | 491.70 | SQ.FT. |
| BALCONY AREA | 71.69 | SQ.FT. |
| TOTAL AREA | 563.38 | SQ.FT. |

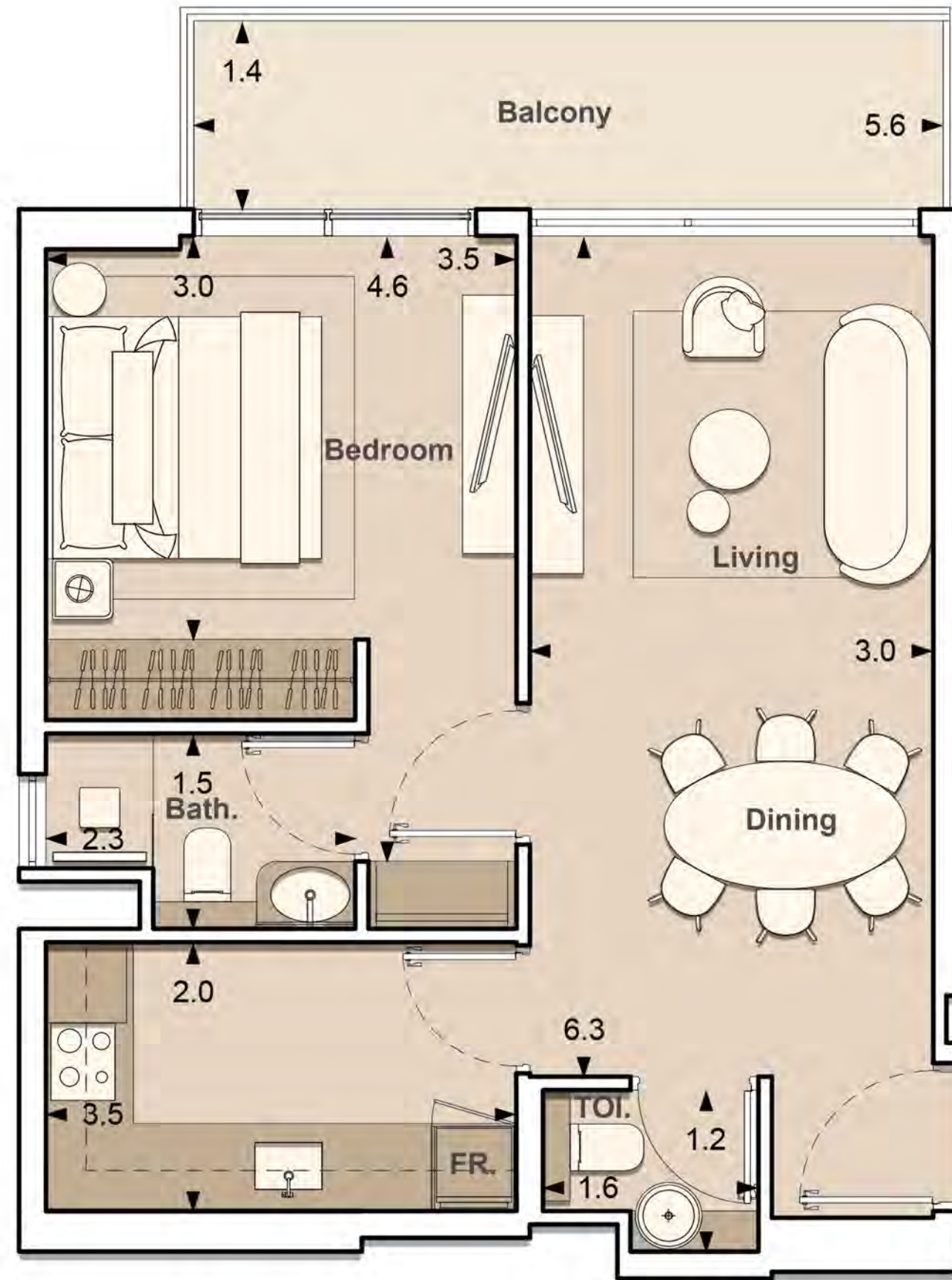
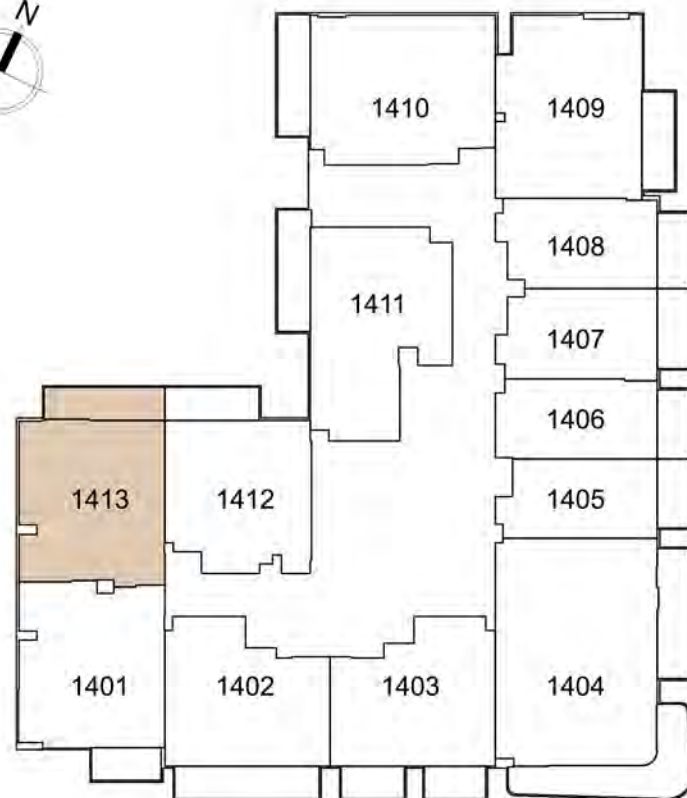


1. All dimensions are in imperial and metric, and measured to structural elements and exclude wall finishes and construction tolerances. 2. All materials, dimensions, and drawings are approximate only. 3. Information is subject to change without notice at developer's absolute discretion. 4. Actual area may vary from the stated area. 5. Drawings not to scale. 6. All images used are for illustrative purposes only and do not represent the actual size, features, specifications, fittings, and furnishings. 7. The developer reserves the right to make revisions / alterations, at its absolute discretion, without any liability whatsoever.

LUME

UNIT : 1413 1 - BEDROOM TYPE G

| | |
|----------------|---------------|
| APARTMENT AREA | 548.53 SQ.FT. |
| BALCONY AREA | 91.28 SQ.FT. |
| TOTAL AREA | 639.81 SQ.FT. |



1. All dimensions are in imperial and metric, and measured to structural elements and exclude wall finishes and construction tolerances. 2. All materials, dimensions, and drawings are approximate only. 3. Information is subject to change without notice at developer's absolute discretion. 4. Actual area may vary from the stated area. 5. Drawings not to scale. 6. All images used are for illustrative purposes only and do not represent the actual size, features, specifications, fittings, and furnishings. 7. The developer reserves the right to make revisions / alterations, at its absolute discretion, without any liability whatsoever.