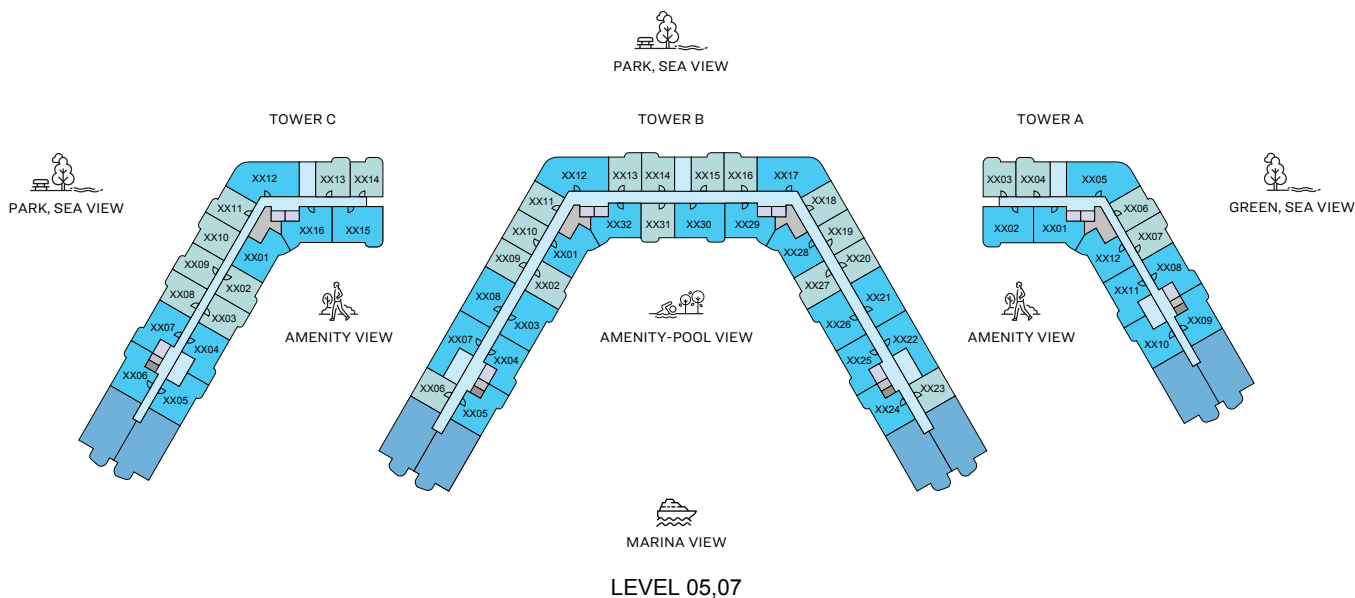
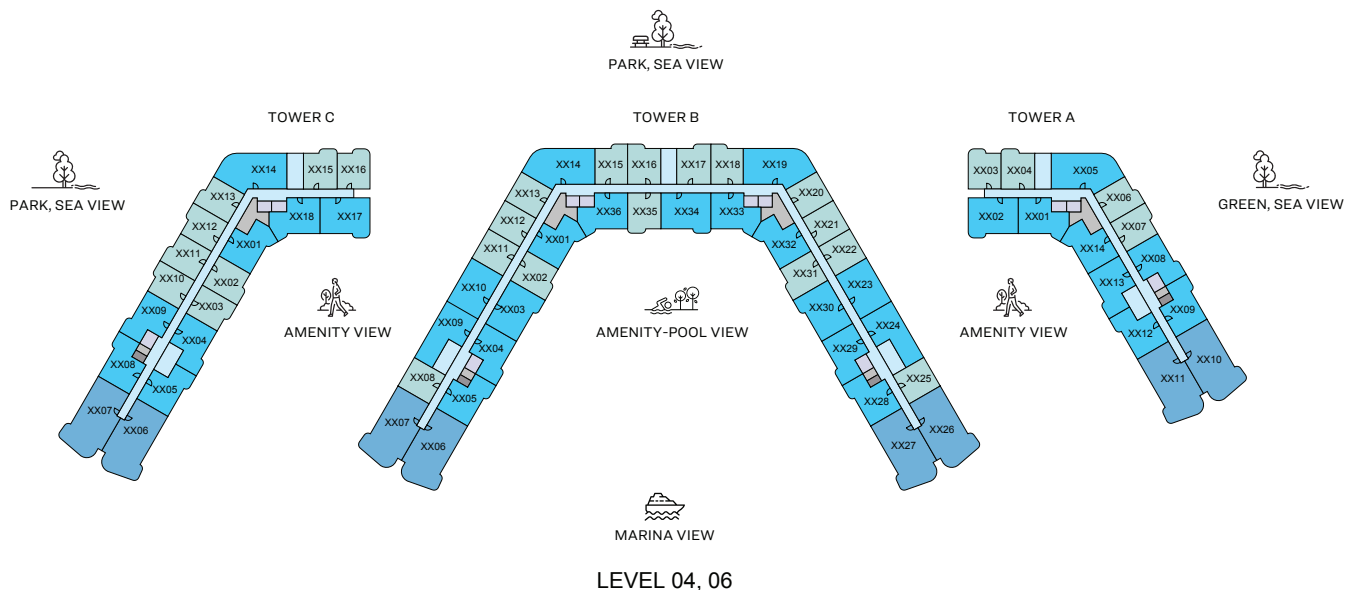
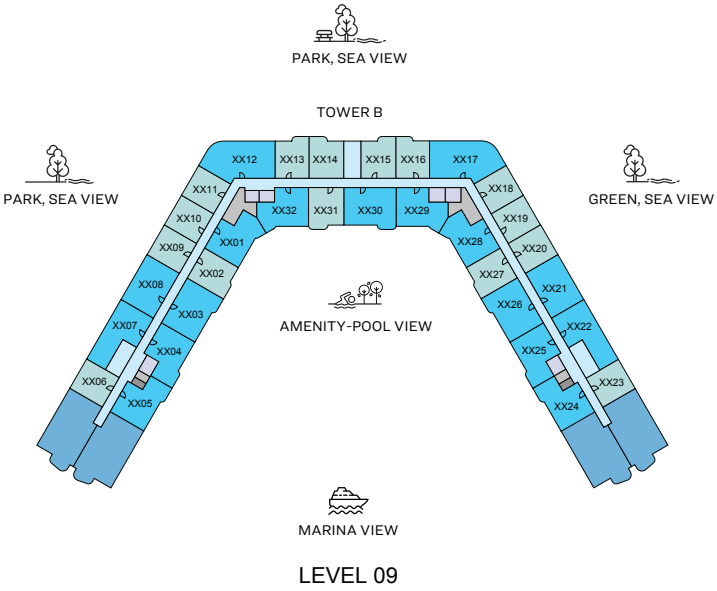
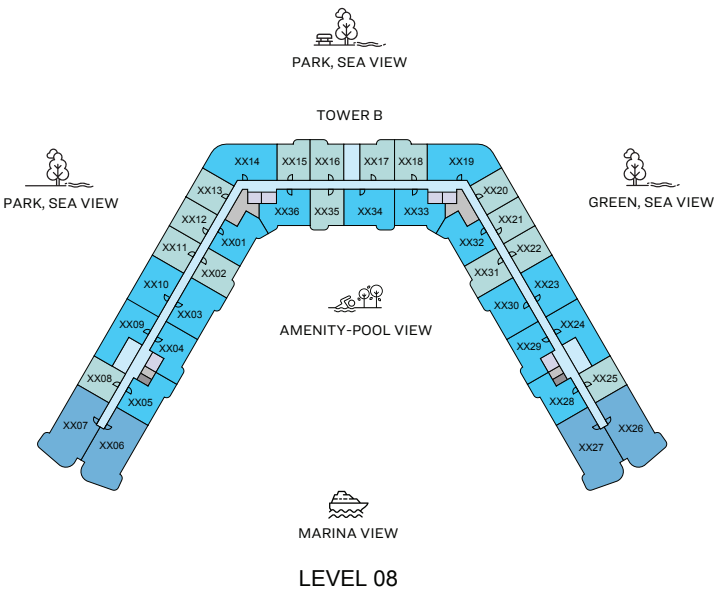


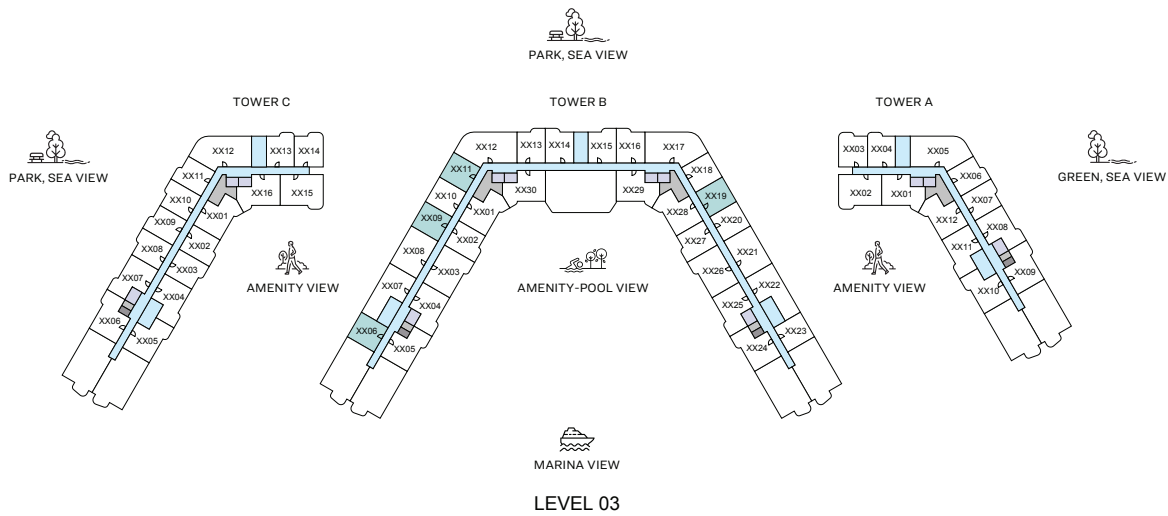
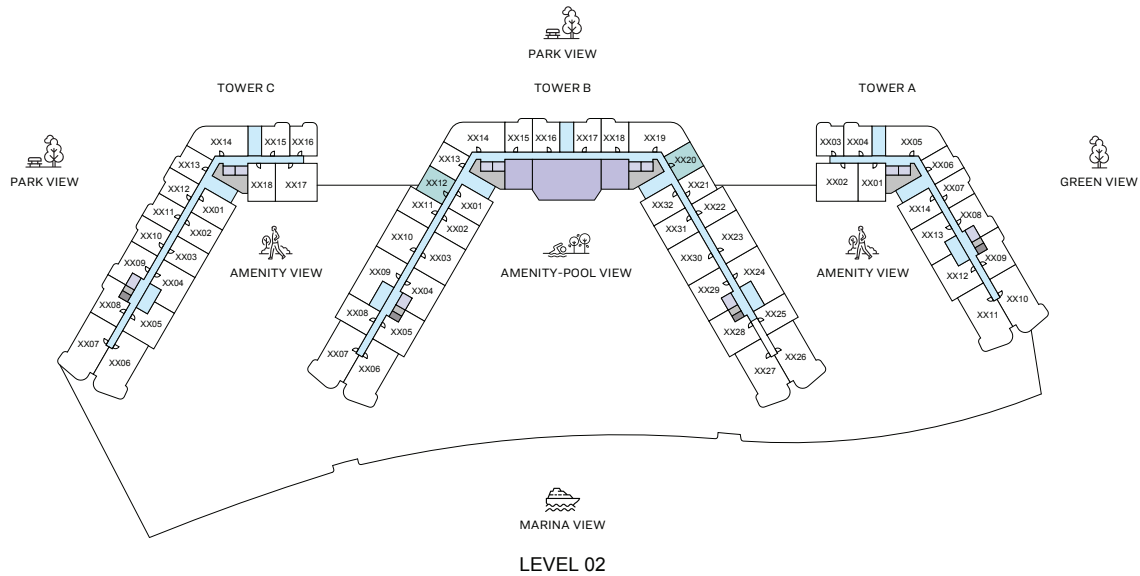
1 BED UNIT	3 BED UNIT	CIRCULATION	SERVICES	AMENITIES
2 BED UNIT	PARKING	GARBAGE	LIFT	



1 BED UNIT	3 BED UNIT	CIRCULATION	SERVICES	AMENITIES
2 BED UNIT	PARKING	GARBAGE	LIFT	



- | | | | | |
|------------|------------|-------------|----------|-----------|
| 1 BED UNIT | 3 BED UNIT | CIRCULATION | SERVICES | AMENITIES |
| 2 BED UNIT | PARKING | GARBAGE | LIFT | |



1

BEDROOM
APARTMENT

TYPE A

(with powder room + balcony)

TOTAL SALEABLE AREA
SUITE RANGE = 464.89 – 465.97 SQ.FT.
BALCONY RANGE = 48.11 – 48.44 SQ.FT.
TOTAL RANGE = 513.22 – 514.30 SQ.FT.

List of unit numbers with this unit plan:

VIEWS

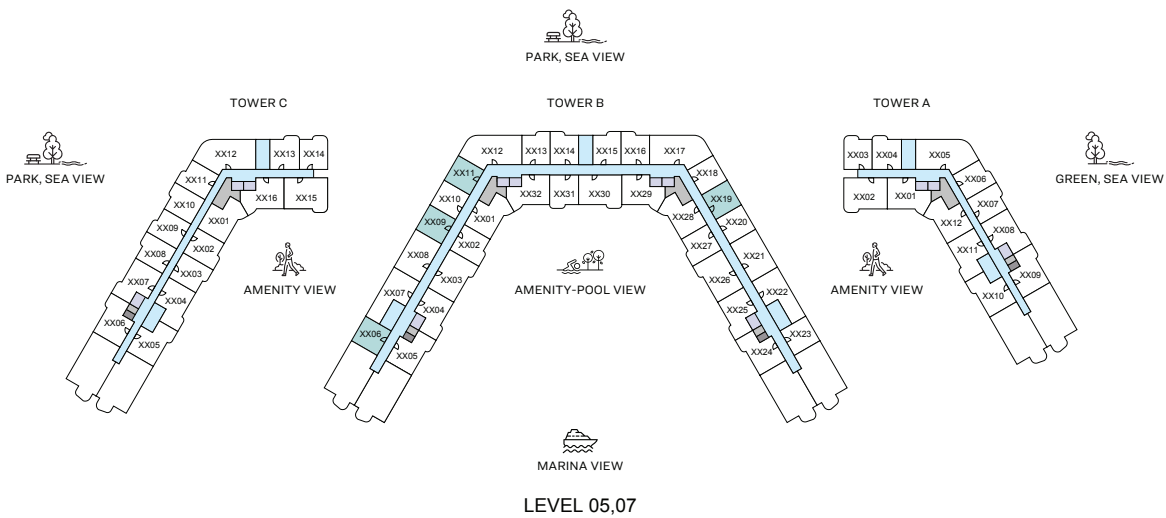
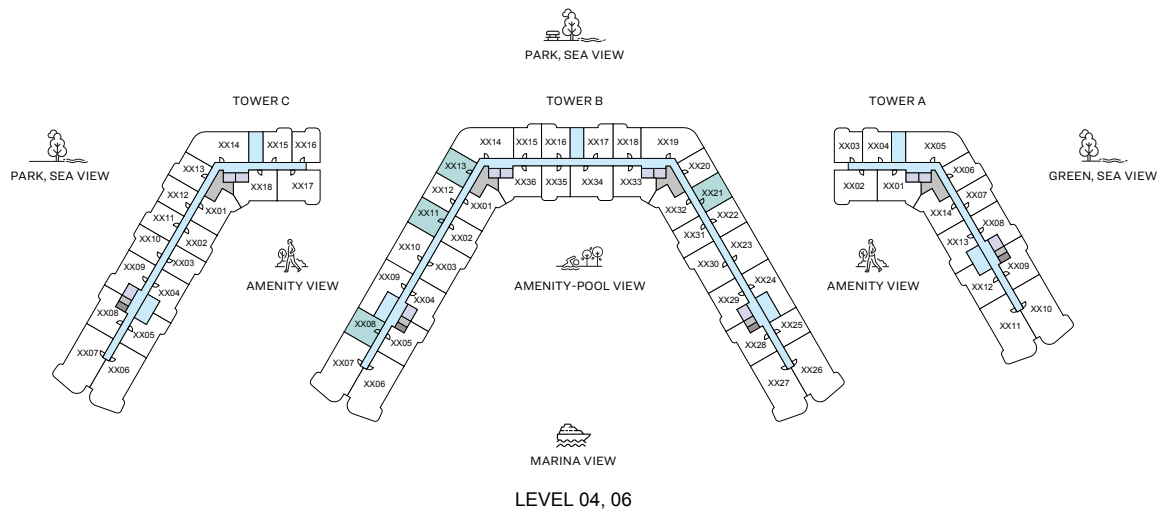
Amenity
B-306,B-408,B-506,B-608,B-706,B-808

Amenity, Sea View
B-309

Amenity, Sea View, Park view
B-411,B-509,B-611,B-709

Park View
B-212, B-220

Park, Sea View
B-311,B-319,B-413,B-421,B-511,B-519,B-613,B-621,B-711,
B-719,B-811,B-813,B-821,B-906,B-909,B-911,B-919



1
BEDROOM
APARTMENT

TYPE A

(with powder room + balcony)

TOTAL SALEABLE AREA
SUITE RANGE = 464.89 – 465.97 SQ.FT.
BALCONY RANGE = 48.11 – 48.44 SQ.FT.
TOTAL RANGE = 513.22 – 514.30 SQ.FT.

List of unit numbers with this unit plan:

VIEWS

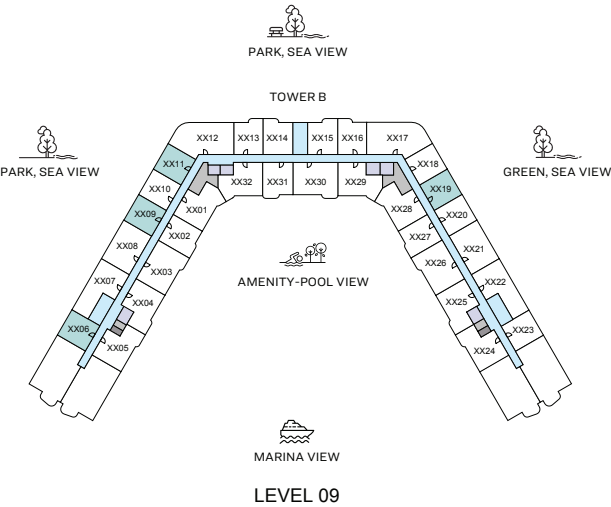
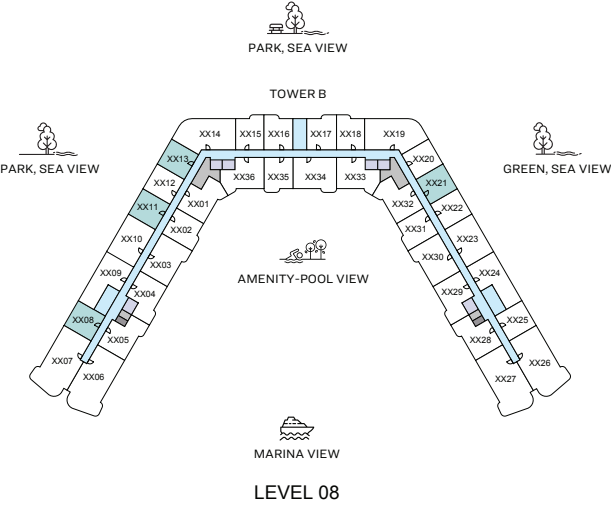
Amenity
B-306,B-408,B-506,B-608,B-706,B-808

Amenity, Sea View
B-309

Amenity, Sea View, Park view
B-411,B-509,B-611,B-709

Park View
B-212, B-220

Park, Sea View
B-311,B-319,B-413,B-421,B-511,B-519,B-613,B-621,B-711,
B-719,B-811,B-813,B-821,B-906,B-909,B-911,B-919



1

BEDROOM
APARTMENT

TYPE A

(with powder room + balcony)

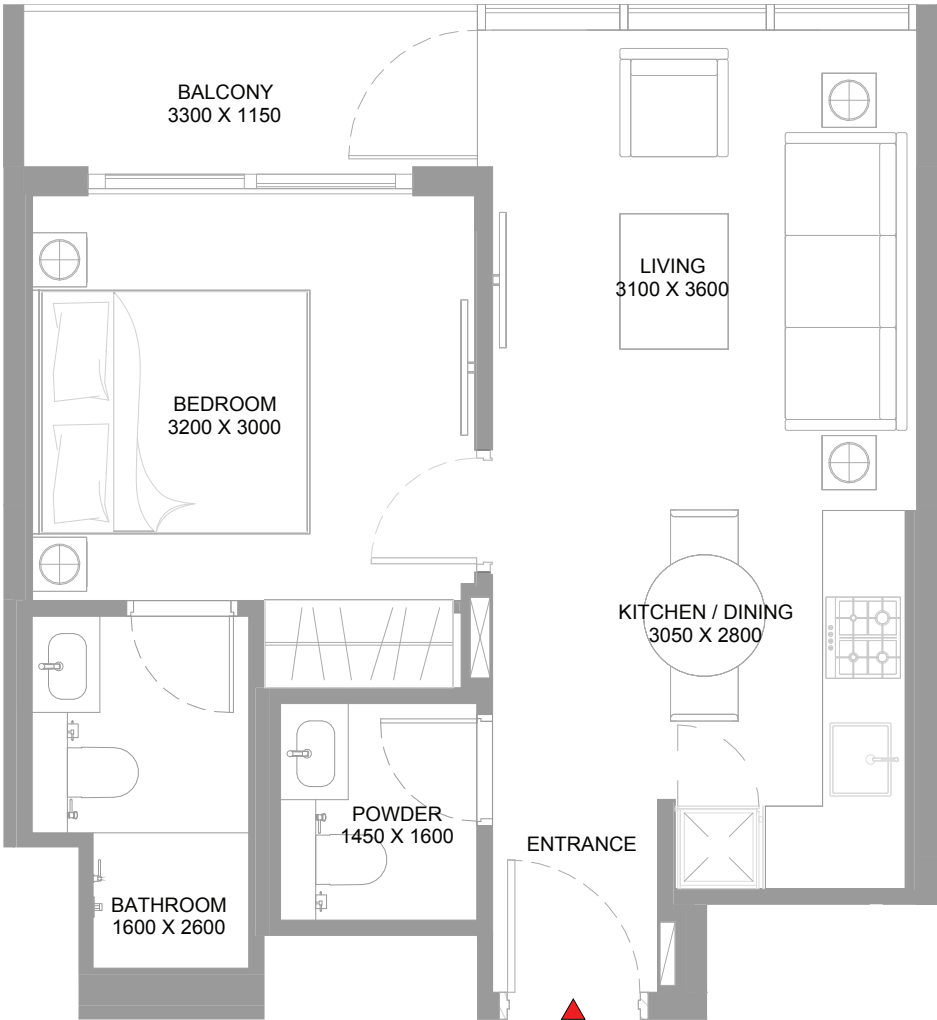
TOTAL SALEABLE AREA
SUITE RANGE = 464.89 – 465.97 SQ.FT.
BALCONY RANGE = 48.11 – 48.44 SQ.FT.
TOTAL RANGE = 513.22 – 514.30 SQ.FT.

List of unit numbers with this unit plan:

VIEWS

- Amenity
B-306,B-408,B-506,B-608,B-706,B-808
- Amenity, Sea View
B-309
- Amenity, Sea View, Park view
B-411,B-509,B-611,B-709

- Park View
B-212, B-220
- Park, Sea View
B-311,B-319,B-413,B-421,B-511,B-519,B-613,B-621,B-711,
B-719,B-811,B-813,B-821,B-906,B-909,B-911,B-919



1
BEDROOM
APARTMENT

TYPE A
(with powder room + balcony)

TOTAL SALEABLE AREA
SUITE RANGE = 464.89 – 465.97 SQ.FT.
BALCONY RANGE = 48.11 – 48.44 SQ.FT.
TOTAL RANGE = 513.22 – 514.30 SQ.FT.

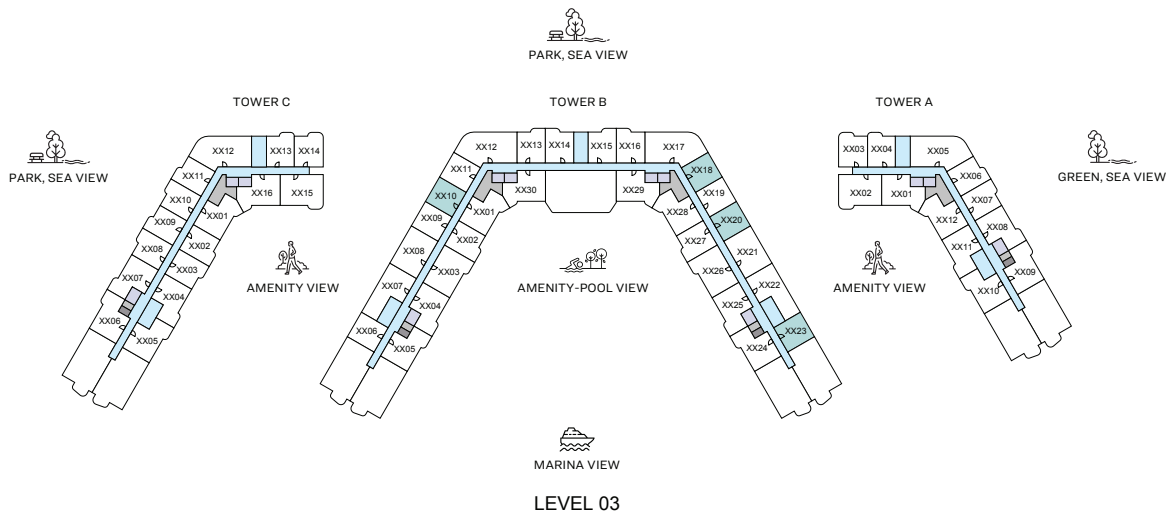
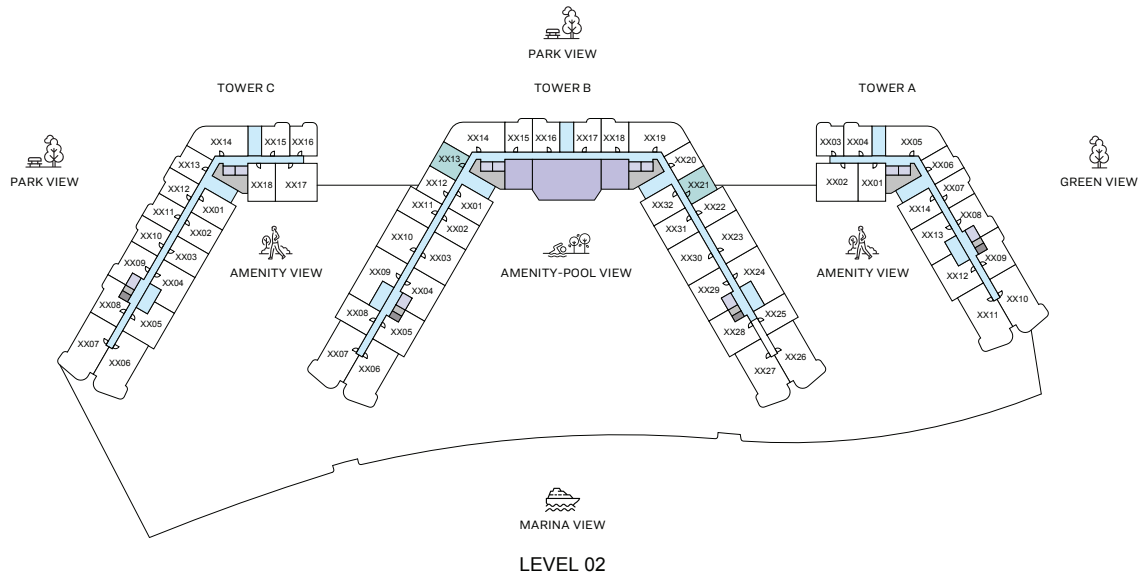
List of unit numbers with this unit plan:

VIEWS

- Amenity
B-306,B-408,B-506,B-608,B-706,B-808
- Amenity, Sea View
B-309
- Amenity, Sea View, Park view
B-411,B-509,B-611,B-709

Park View
B-212, B-220

Park, Sea View
B-311,B-319,B-413,B-421,B-511,B-519,B-613,B-621,B-711,
B-719,B-811,B-813,B-821,B-906,B-909,B-911,B-919



1
BEDROOM
APARTMENT

TYPE A
VARIANT 1
(with powder room + balcony)

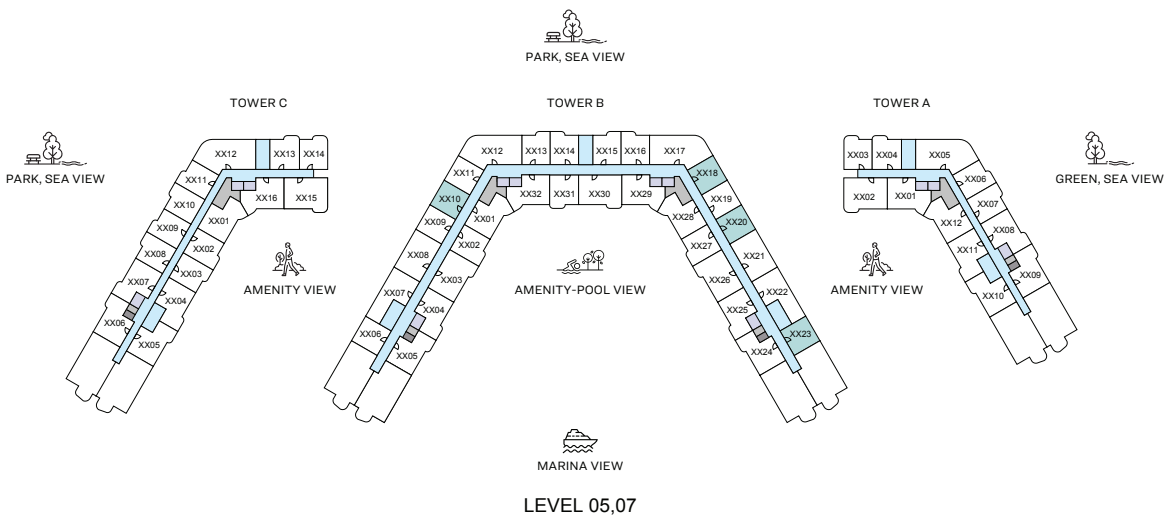
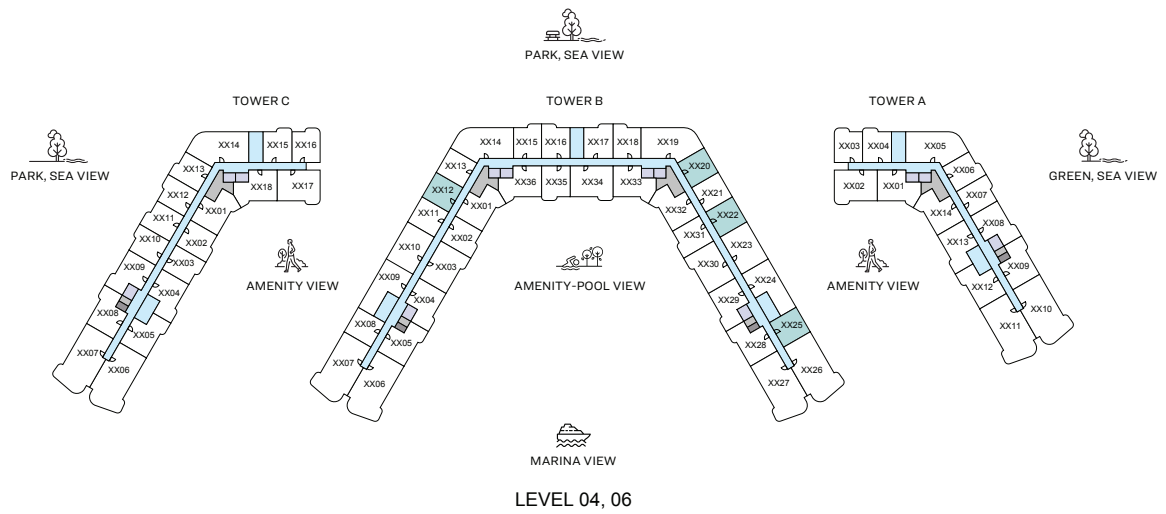
TOTAL SALEABLE AREA
SUITE RANGE = 464.89 – 465.97 SQ.FT.
BALCONY RANGE = 48.11 – 48.44 SQ.FT.
TOTAL RANGE = 513.22 – 514.30 SQ.FT.

List of unit numbers with this unit plan:

VEWS

- Amenity
B-323,B-425,B-523,B-625,B-723,B-825
- Amenity, Sea View
B-320
- Amenity, Sea View, Park view
B-422,B-520,B-622,B-720

- Park View
B-213,B-221
- Park, Sea View
B-310,B-318,B-412,B-420,B-510,B-518,B-612,B-620,B-710,
B-718,B-812,B-820,B-822,B-910,B-918,B-920,B-923



1
BEDROOM
APARTMENT

TYPE A
VARIANT 1
(with powder room + balcony)

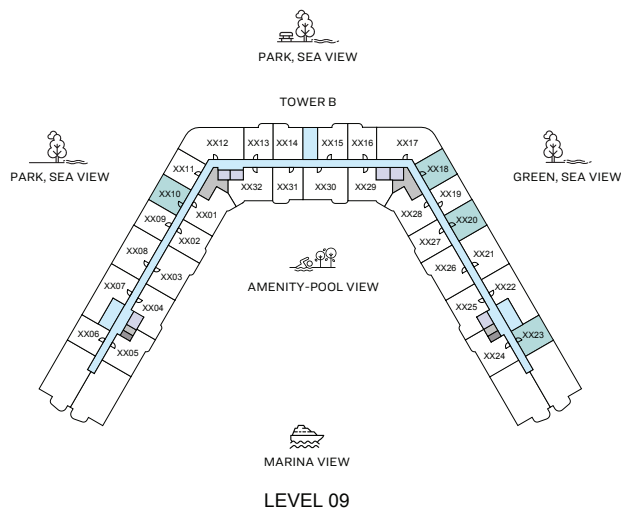
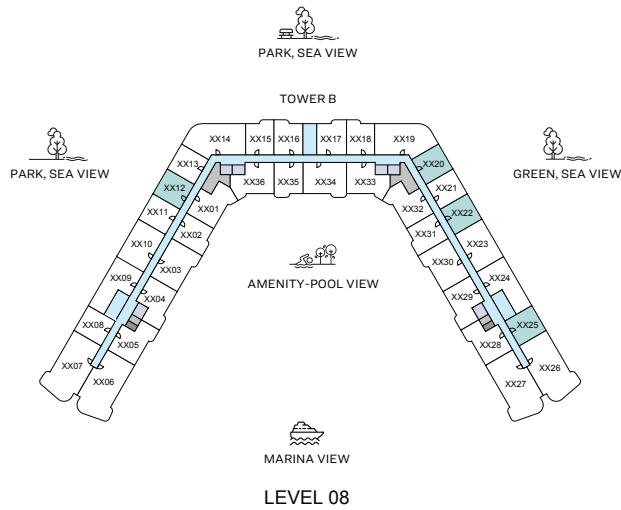
TOTAL SALEABLE AREA
SUITE RANGE = 464.89 – 465.97 SQ.FT.
BALCONY RANGE = 48.11 – 48.44 SQ.FT.
TOTAL RANGE = 513.22 – 514.30 SQ.FT.

List of unit numbers with this unit plan:

VIEWS

- Amenity
B-323,B-425,B-523,B-625,B-723,B-825
- Amenity, Sea View
B-320
- Amenity, Sea View, Park view
B-422,B-520,B-622,B-720

- Park View
B-213,B-221
- Park, Sea View
B-310,B-318,B-412,B-420,B-510,B-518,B-612,B-620,B-710,
B-718,B-812,B-820,B-822,B-910,B-918,B-920,B-923



1
BEDROOM
APARTMENT

TYPE A
VARIANT 1
(with powder room + balcony)

TOTAL SALEABLE AREA
SUITE RANGE = 464.89 – 465.97 SQ.FT.
BALCONY RANGE = 48.11 – 48.44 SQ.FT.
TOTAL RANGE = 513.22 – 514.30 SQ.FT.

List of unit numbers with this unit plan:

VIEWS

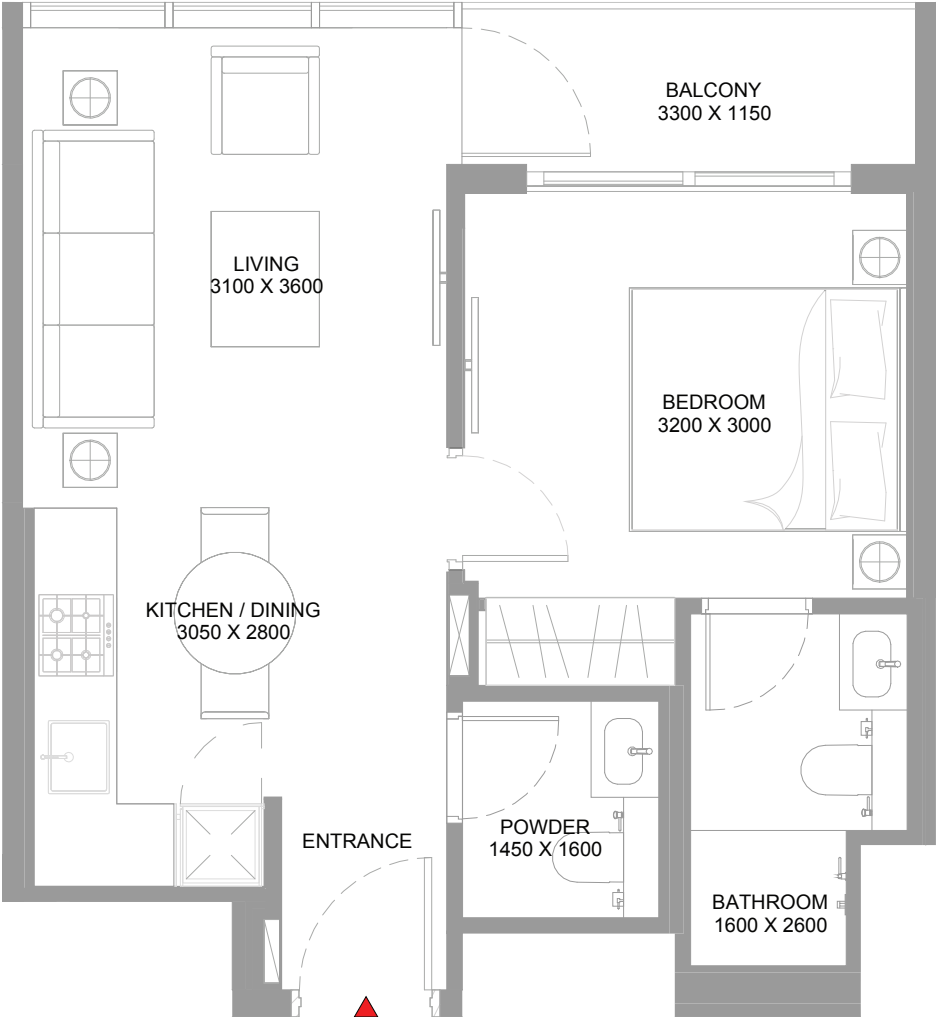
Amenity
B-323,B-425,B-523,B-625,B-723,B-825

Amenity, Sea View
B-320

Amenity, Sea View, Park view
B-422,B-520,B-622,B-720

Park View
B-213,B-221

Park, Sea View
B-310,B-318,B-412,B-420,B-510,B-518,B-612,B-620,B-710,
B-718,B-812,B-820,B-822,B-910,B-918,B-920,B-923



1

BEDROOM
APARTMENT

TYPE A VARIANT 1

(with powder room + balcony)

TOTAL SALEABLE AREA
SUITE RANGE = 464.89 – 465.97 SQ.FT.
BALCONY RANGE = 48.11 – 48.44 SQ.FT.
TOTAL RANGE = 513.22 – 514.30 SQ.FT.

List of unit numbers with this unit plan:

VIEWS

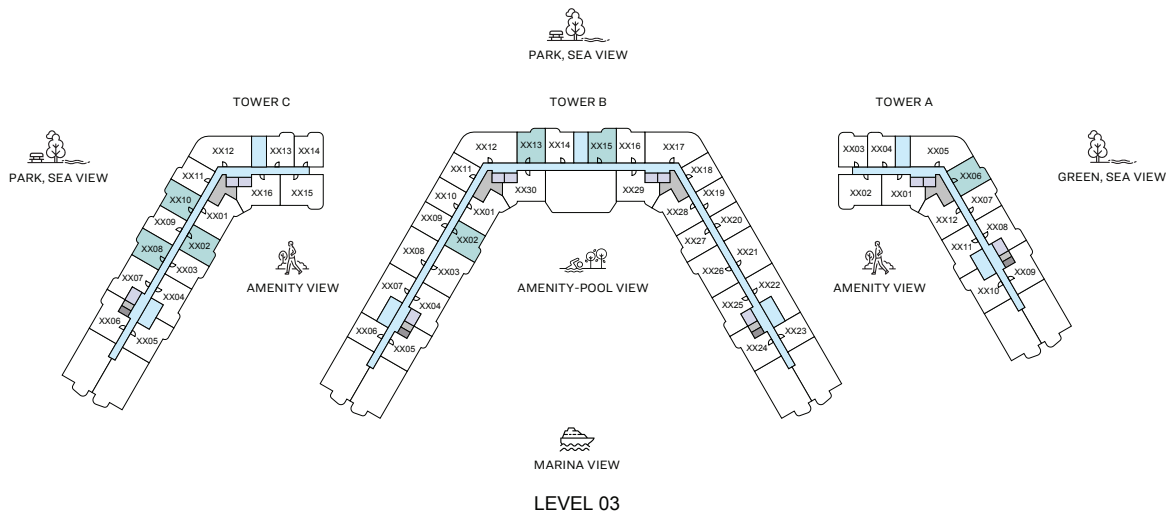
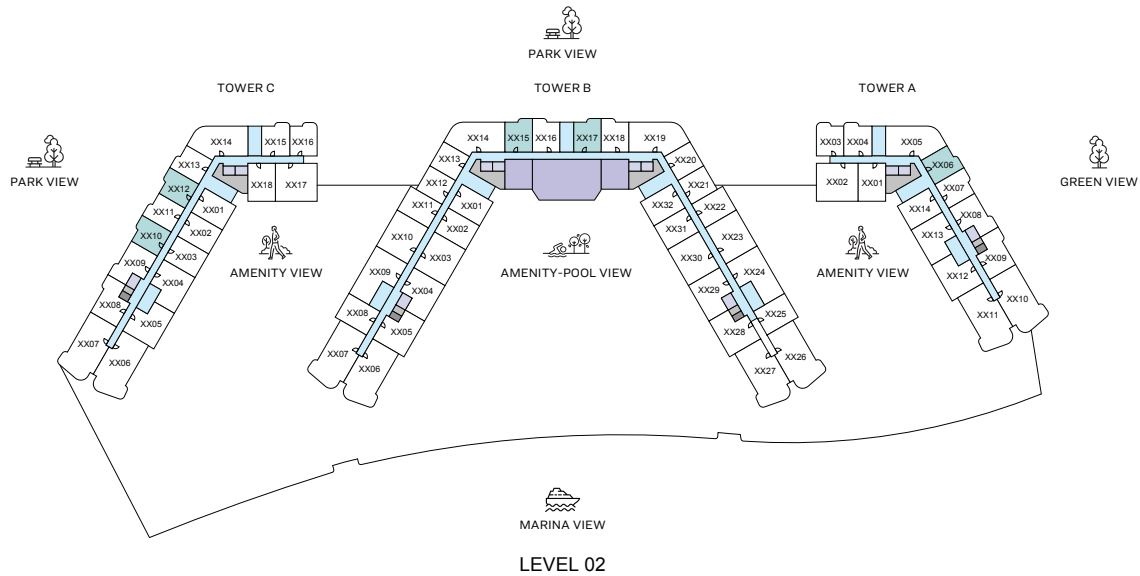
Amenity
B-323,B-425,B-523,B-625,B-723,B-825

Amenity, Sea View
B-320

Amenity, Sea View, Park view
B-422,B-520,B-622,B-720

Park View
B-213,B-221

Park, Sea View
B-310,B-318,B-412,B-420,B-510,B-518,B-612,B-620,B-710,
B-718,B-812,B-820,B-822,B-910,B-918,B-920,B-923



1

BEDROOM
APARTMENT

TYPE B

(with powder room + balcony)

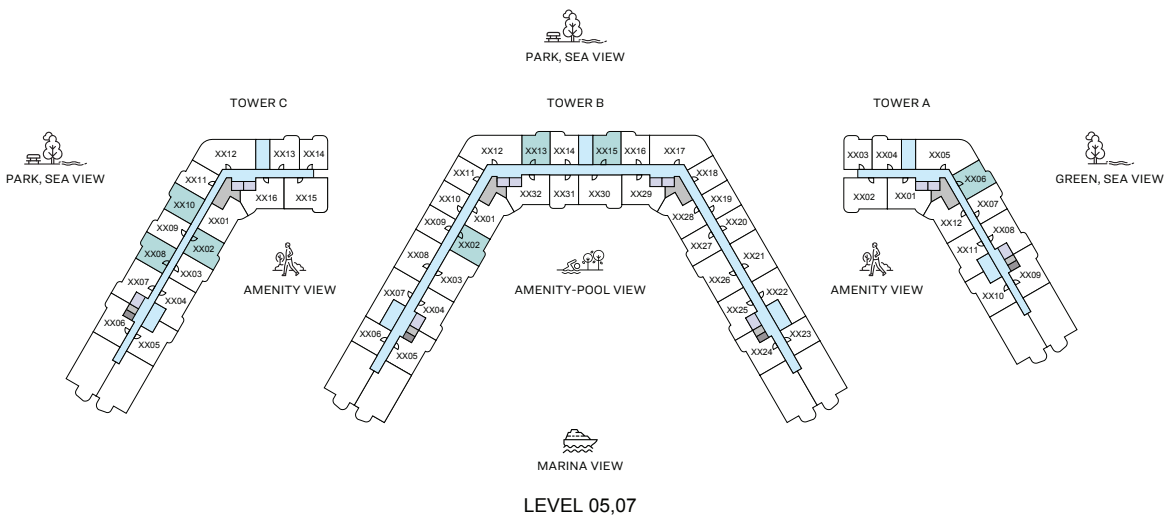
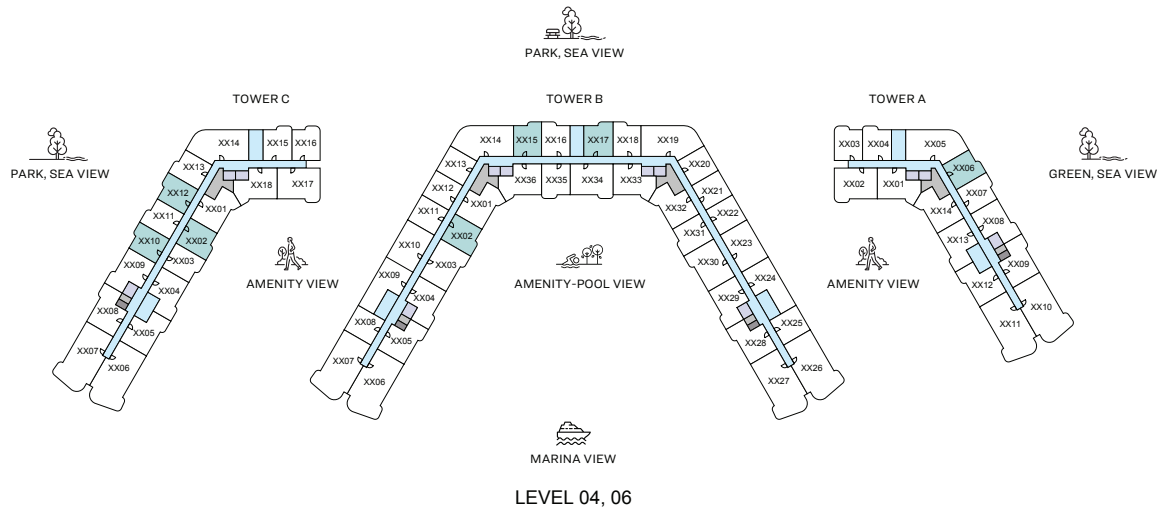
TOTAL SALEABLE AREA
SUITE RANGE = 462.74 – 465.22 SQ.FT.
BALCONY RANGE = 80.84 – 82.67 SQ.FT.
TOTAL RANGE = 543.79 – 547.88 SQ.FT.

List of unit numbers with this unit plan:

VIEWS

- Amenity
C-302, C-402
- Amenity, Marina View
C-502, C-602, C-702
- Amenity, Pool, Marina View
B-302, B-402, B-502, B-602, B-702, B-802, B-902
- Green View
A-206

- Green, Sea View
A-306, A-406, A-506, A-606, A-706
- Park View
B-215, B-217, C-210, C-212
- Park, Sea View
B-313, B-315, C-308, C-310, B-415, B-417, C-410, C-412, B-513, B-515, C-508, C-510, B-615, B-617, C-610, C-612, B-713, B-715, C-708, C-710, B-815, B-817, B-913, B-915



1

BEDROOM
APARTMENT

TYPE B

(with powder room + balcony)

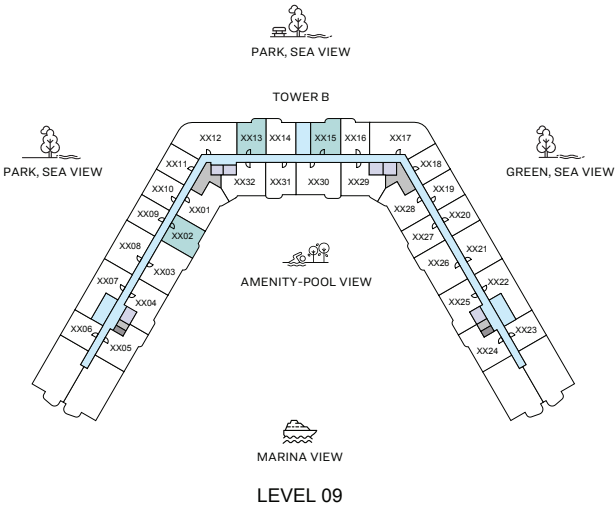
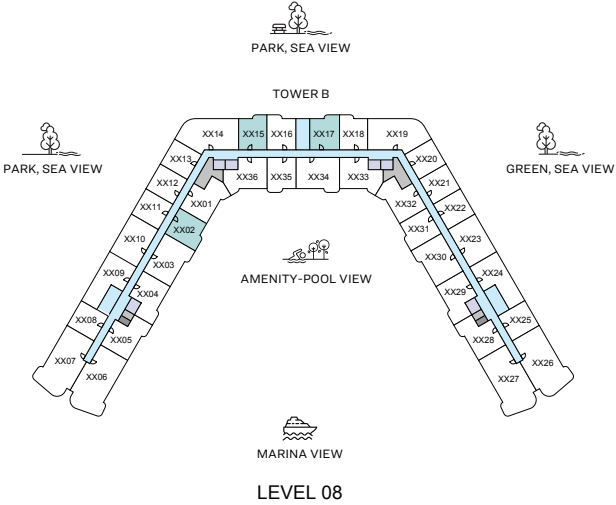
TOTAL SALEABLE AREA
SUITE RANGE = 462.74 – 465.22 SQ.FT.
BALCONY RANGE = 80.84 – 82.67 SQ.FT.
TOTAL RANGE = 543.79 – 547.88 SQ.FT.

List of unit numbers with this unit plan:

VIEWS

- Amenity
C-302, C-402
- Amenity, Marina View
C-502, C-602, C-702
- Amenity, Pool, Marina View
B-302, B-402, B-502, B-602, B-702, B-802, B-902
- Green View
A-206

- Green, Sea View
A-306, A-406, A-506, A-606, A-706
- Park View
B-215, B-217, C-210, C-212
- Park, Sea View
B-313, B-315, C-308, C-310, B-415, B-417, C-410, C-412, B-513, B-515, C-508, C-510, B-615, B-617, C-610, C-612, B-713, B-715, C-708, C-710, B-815, B-817, B-913, B-915



1

BEDROOM
APARTMENT

TYPE B

(with powder room + balcony)

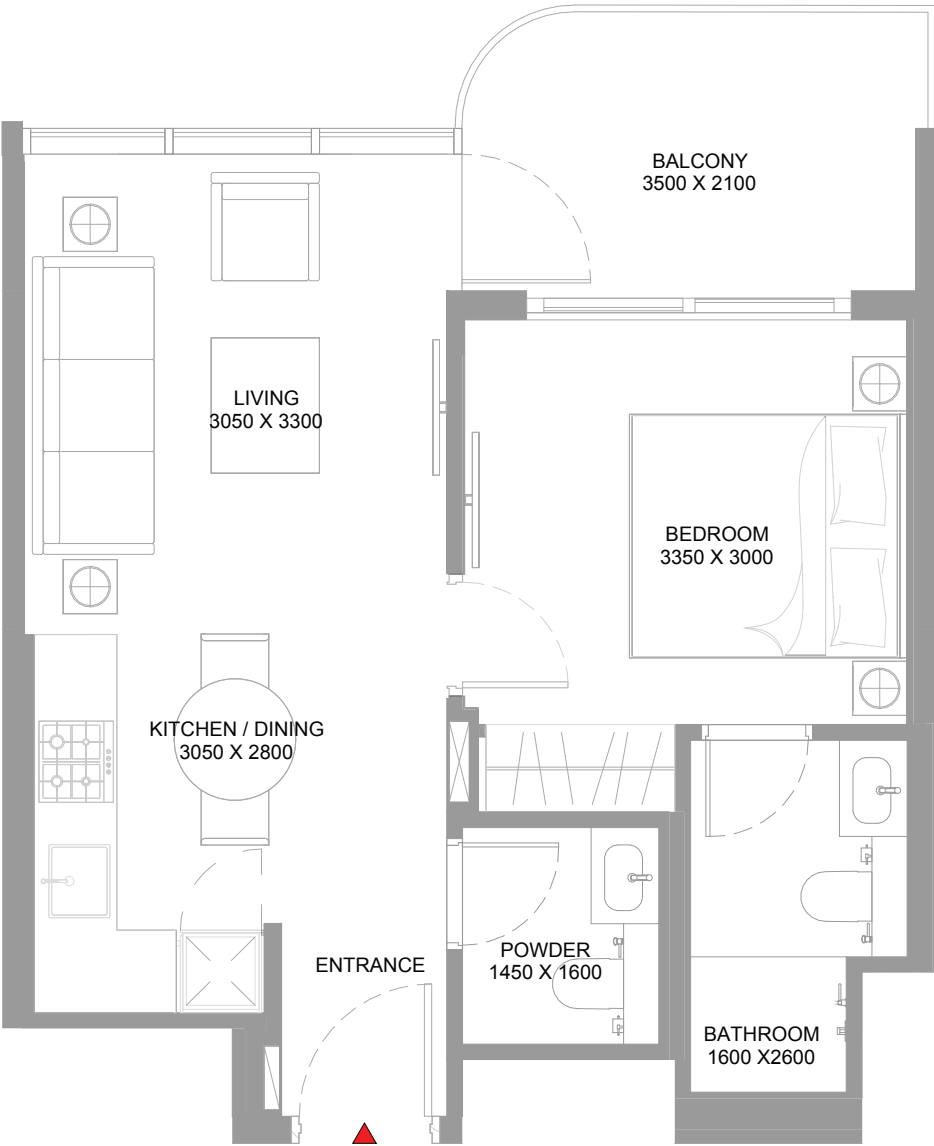
TOTAL SALEABLE AREA
SUITE RANGE = 462.74 – 465.22 SQ.FT.
BALCONY RANGE = 80.84 – 82.67 SQ.FT.
TOTAL RANGE = 543.79 – 547.88 SQ.FT.

List of unit numbers with this unit plan:

VIEWS

- Amenity
C-302, C-402
- Amenity, Marina View
C-502, C-602, C-702
- Amenity, Pool, Marina View
B-302, B-402, B-502, B-602, B-702, B-802, B-902
- Green View
A-206

- Green, Sea View
A-306, A-406, A-506, A-606, A-706
- Park View
B-215, B-217, C-210, C-212
- Park, Sea View
B-313, B-315, C-308, C-310, B-415, B-417, C-410, C-412, B-513, B-515, C-508, C-510, B-615, B-617, C-610, C-612, B-713, B-715, C-708, C-710, B-815, B-817, B-913, B-915



1

BEDROOM
APARTMENT

TYPE B

(with powder room + balcony)

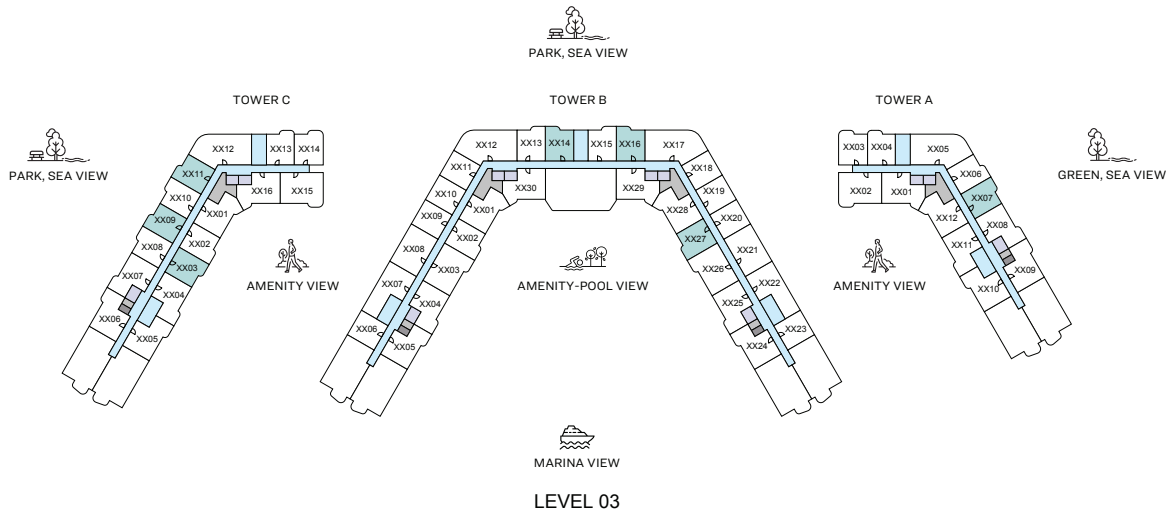
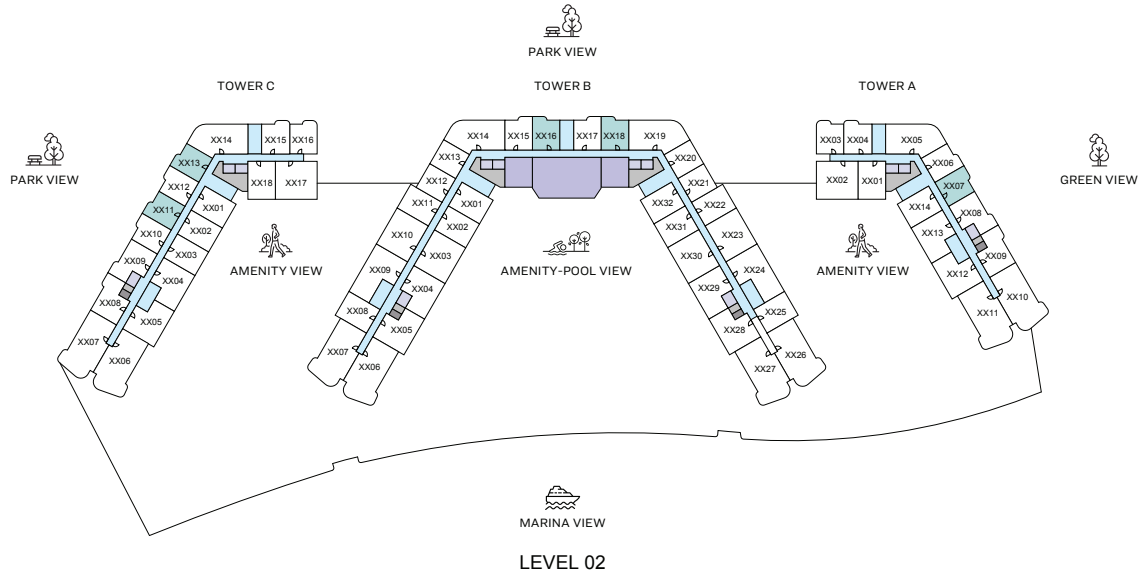
TOTAL SALEABLE AREA
SUITE RANGE = 462.74 – 465.22 SQ.FT.
BALCONY RANGE = 80.84 – 82.67 SQ.FT.
TOTAL RANGE = 543.79 – 547.88 SQ.FT.

List of unit numbers with this unit plan:

VIEWS

- Amenity
C-302, C-402
- Amenity, Marina View
C-502, C-602, C-702
- Amenity, Pool, Marina View
B-302, B-402, B-502, B-602, B-702, B-802, B-902
- Green View
A-206

- Green, Sea View
A-306, A-406, A-506, A-606, A-706
- Park View
B-215, B-217, C-210, C-212
- Park, Sea View
B-313, B-315, C-308, C-310, B-415, B-417, C-410, C-412, B-513, B-515, C-508, C-510, B-615, B-617, C-610, C-612, B-713, B-715, C-708, C-710, B-815, B-817, B-913, B-915



1
BEDROOM
APARTMENT

TYPE B
VARIANT 1
(with powder room + balcony)

TOTAL SALEABLE AREA
SUITE RANGE = 462.96 – 465.11 SQ.FT.
BALCONY RANGE = 80.84 – 82.56 SQ.FT.
TOTAL RANGE = 544.01 – 545.95 SQ.FT.

List of unit numbers with this unit plan:

VIEWS

- Amenity
C-303, C-403

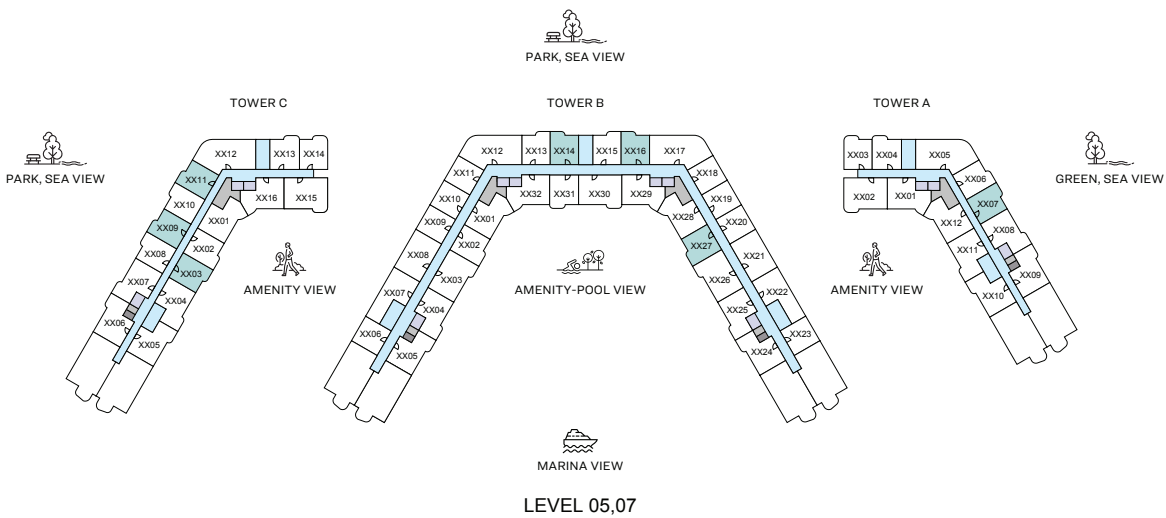
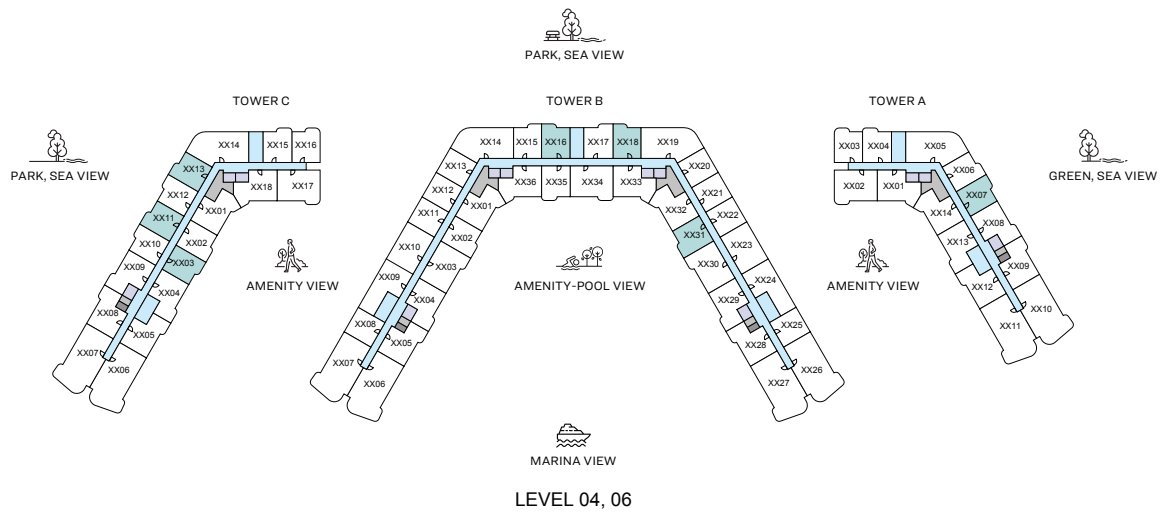
Amenity, Marina View
C-503, C-603, C-703

Amenity, Pool, Marina View
B-327, B-431, B-527, B-631, B-727, B-831, B-927

Green View
A-207
- Green, Sea View
A-307, A-407, A-507, A-607, A-707

Park View
B-216, B-218, C-211, C-213

Park, Sea View
B-314, B-316, C-309, C-311, B-416, B-418, C-411, C-413, B-514, B-516, C-509, C-511, B-616, B-618, C-611, C-613, B-714, B-716, C-709, C-711, B-816, B-818, B-914, B-916



1

BEDROOM
APARTMENT

TYPE B VARIANT 1

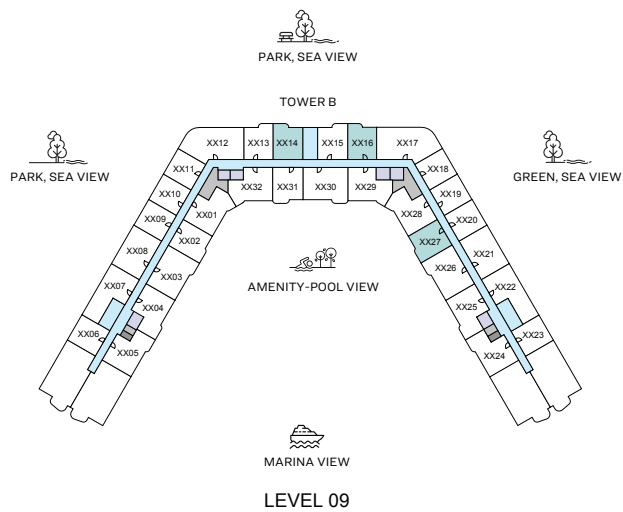
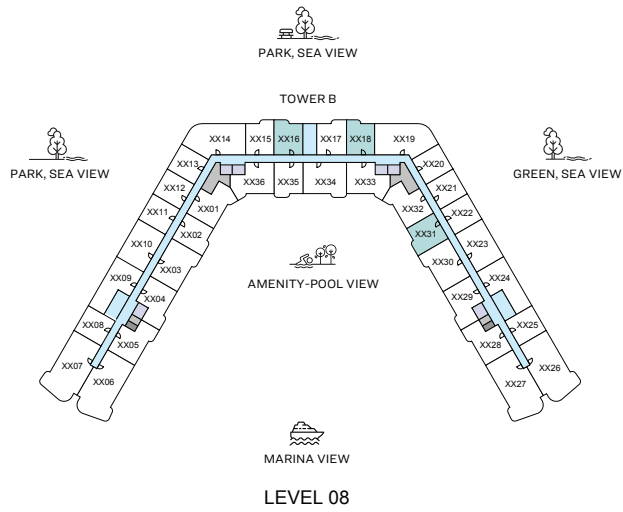
(with powder room + balcony)

TOTAL SALEABLE AREA
SUITE RANGE = 462.96 – 465.11 SQ.FT.
BALCONY RANGE = 80.84 – 82.56 SQ.FT.
TOTAL RANGE = 544.01 – 545.95 SQ.FT.

List of unit numbers with this unit plan:

VIEWS

- | | |
|---|--|
| Amenity
C-303, C-403 | Green, Sea View
A-307, A-407, A-507, A-607, A-707 |
| Amenity, Marina View
C-503, C-603, C-703 | Park View
B-216, B-218, C-211, C-213 |
| Amenity, Pool, Marina View
B-327, B-431, B-527, B-631, B-727, B-831, B-927 | Park, Sea View
B-314, B-316, C-309, C-311, B-416, B-418, C-411, C-413, B-514, B-516, C-509, C-511, B-616, B-618, C-611, C-613, B-714, B-716, C-709, C-711, B-816, B-818, B-914, B-916 |
| Green View
A-207 | |



1

BEDROOM
APARTMENT

TYPE B VARIANT 1

(with powder room + balcony)

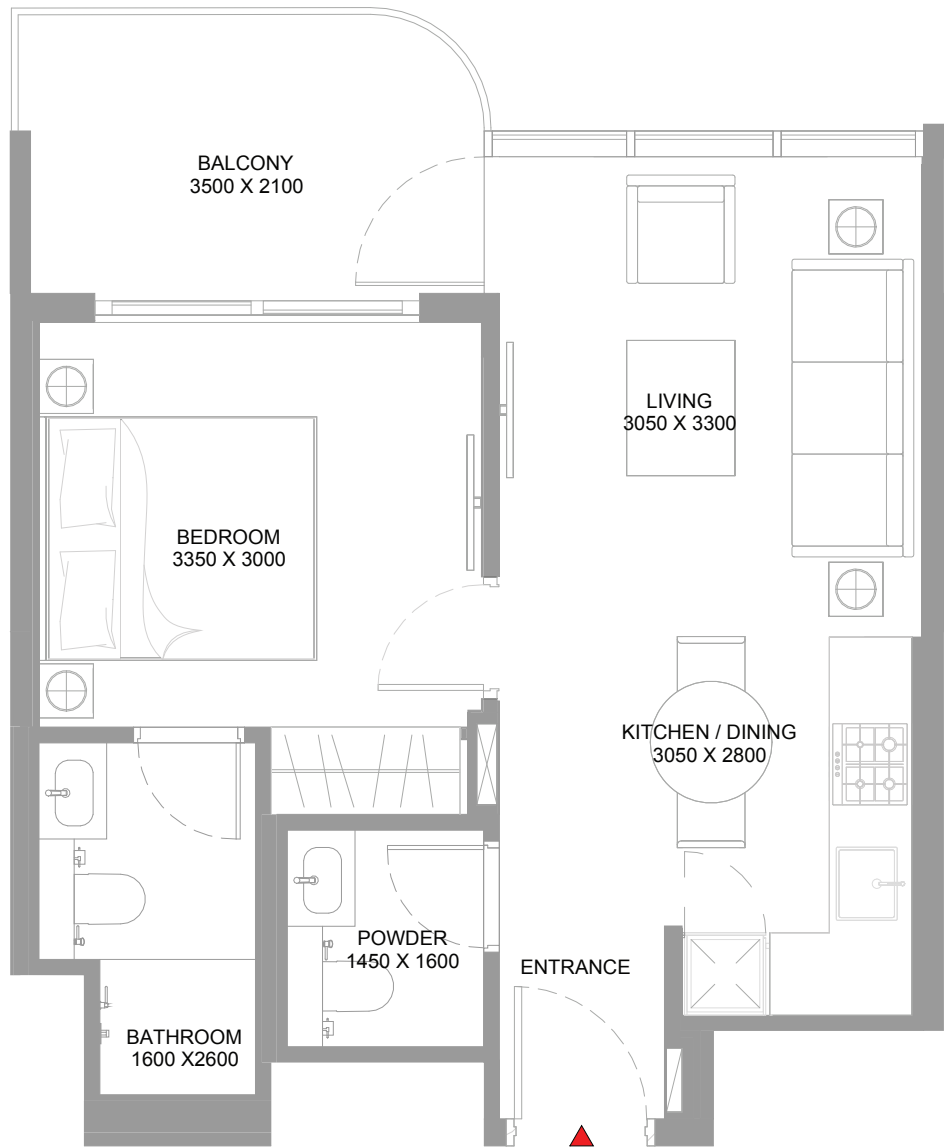
TOTAL SALEABLE AREA
SUITE RANGE = 462.96 – 465.11 SQ.FT.
BALCONY RANGE = 80.84 – 82.56 SQ.FT.
TOTAL RANGE = 544.01 – 545.95 SQ.FT.

List of unit numbers with this unit plan:

VIEWS

- Amenity
C-303, C-403
- Amenity, Marina View
C-503, C-603, C-703
- Amenity, Pool, Marina View
B-327, B-431, B-527, B-631, B-727, B-831, B-927
- Green View
A-207

- Green, Sea View
A-307, A-407, A-507, A-607, A-707
- Park View
B-216, B-218, C-211, C-213
- Park, Sea View
B-314, B-316, C-309, C-311, B-416, B-418, C-411, C-413, B-514, B-516, C-509, C-511, B-616, B-618, C-611, C-613, B-714, B-716, C-709, C-711, B-816, B-818, B-914, B-916



1

BEDROOM
APARTMENT

TYPE B VARIANT 1

(with powder room + balcony)

TOTAL SALEABLE AREA
SUITE RANGE = 462.96 – 465.11 SQ.FT.
BALCONY RANGE = 80.84 – 82.56 SQ.FT.
TOTAL RANGE = 544.01 – 545.95 SQ.FT.

List of unit numbers with this unit plan:

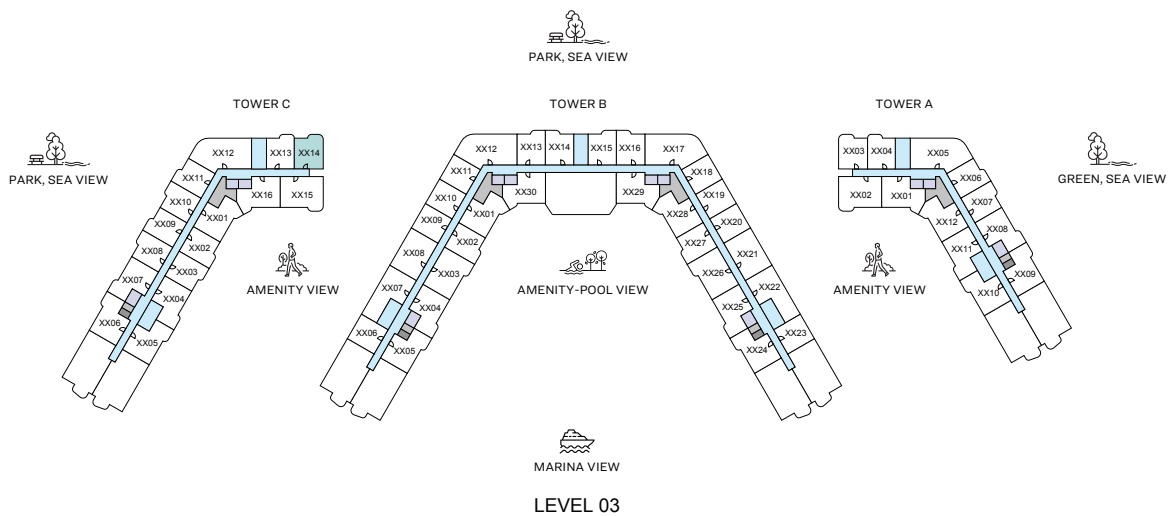
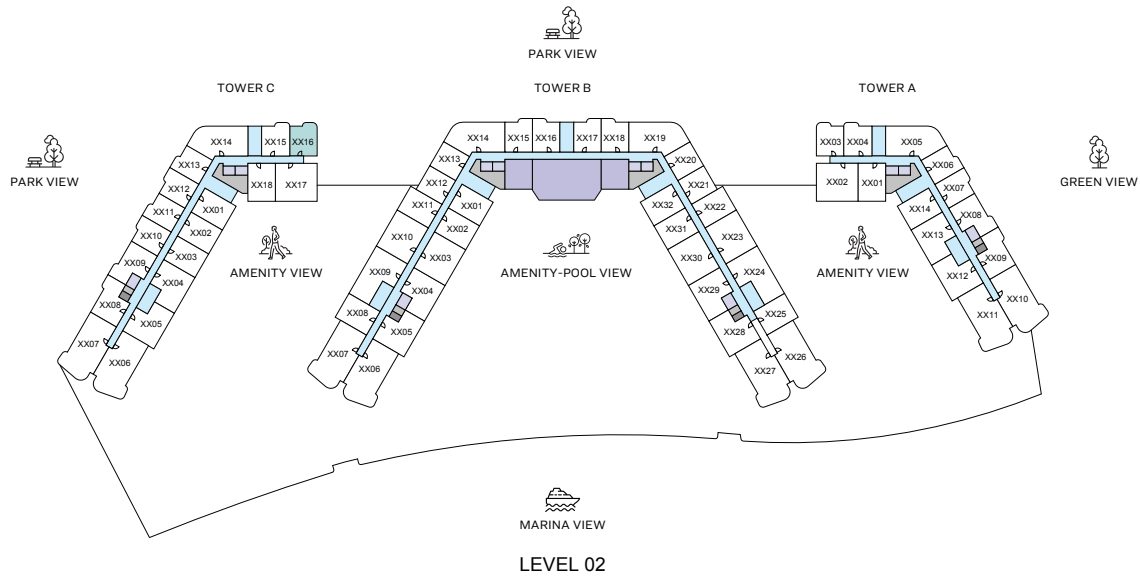
VIEWS

- Amenity
C-303, C-403
- Amenity, Marina View
C-503, C-603, C-703
- Amenity, Pool, Marina View
B-327, B-431, B-527, B-631, B-727, B-831, B-927
- Green View
A-207

Green, Sea View
A-307, A-407, A-507, A-607, A-707

Park View
B-216, B-218, C-211, C-213

Park, Sea View
B-314, B-316, C-309, C-311, B-416, B-418, C-411, C-413,
B-514, B-516, C-509, C-511, B-616, B-618, C-611, C-613,
B-714, B-716, C-709, C-711, B-816, B-818, B-914, B-916



1

BEDROOM
APARTMENT

TYPE C

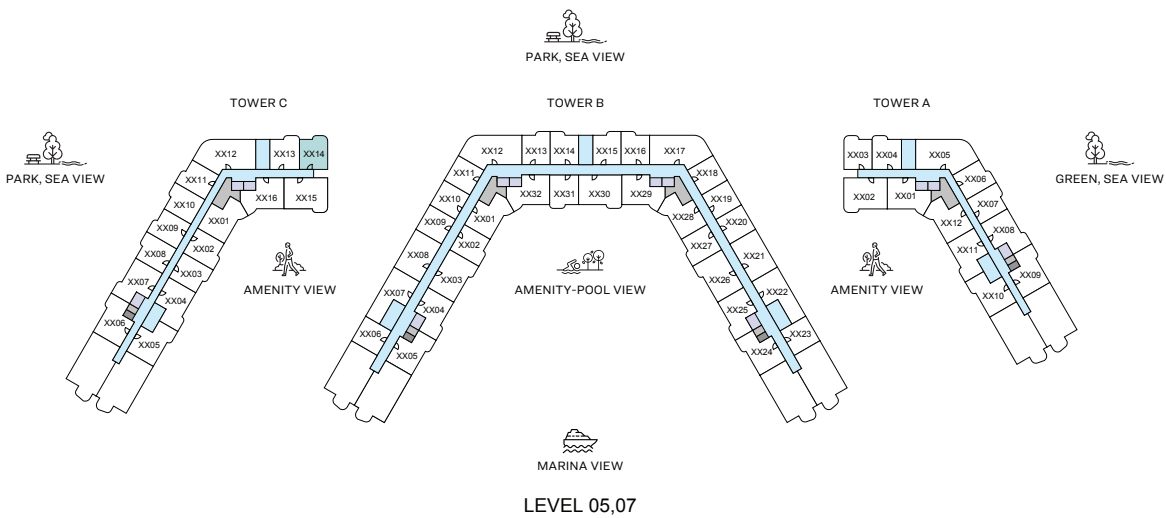
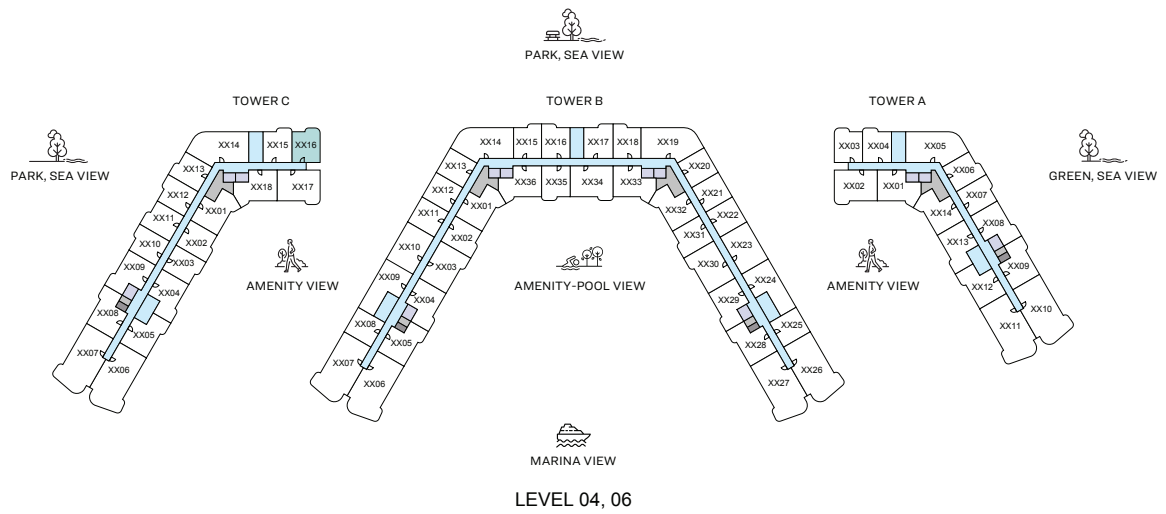
(with powder room + balcony)

TOTAL SALEABLE AREA
SUITE = 465.00 SQ.FT.
BALCONY = 80.73 SQ.FT.
TOTAL = 545.73 SQ.FT.

List of unit numbers with this unit plan:

VIEWS

- Park View
C-216
- Park, Sea View
C-314, C-416, C-514, C-616, C-714



1
BEDROOM
APARTMENT

TYPE C

(with powder room + balcony)

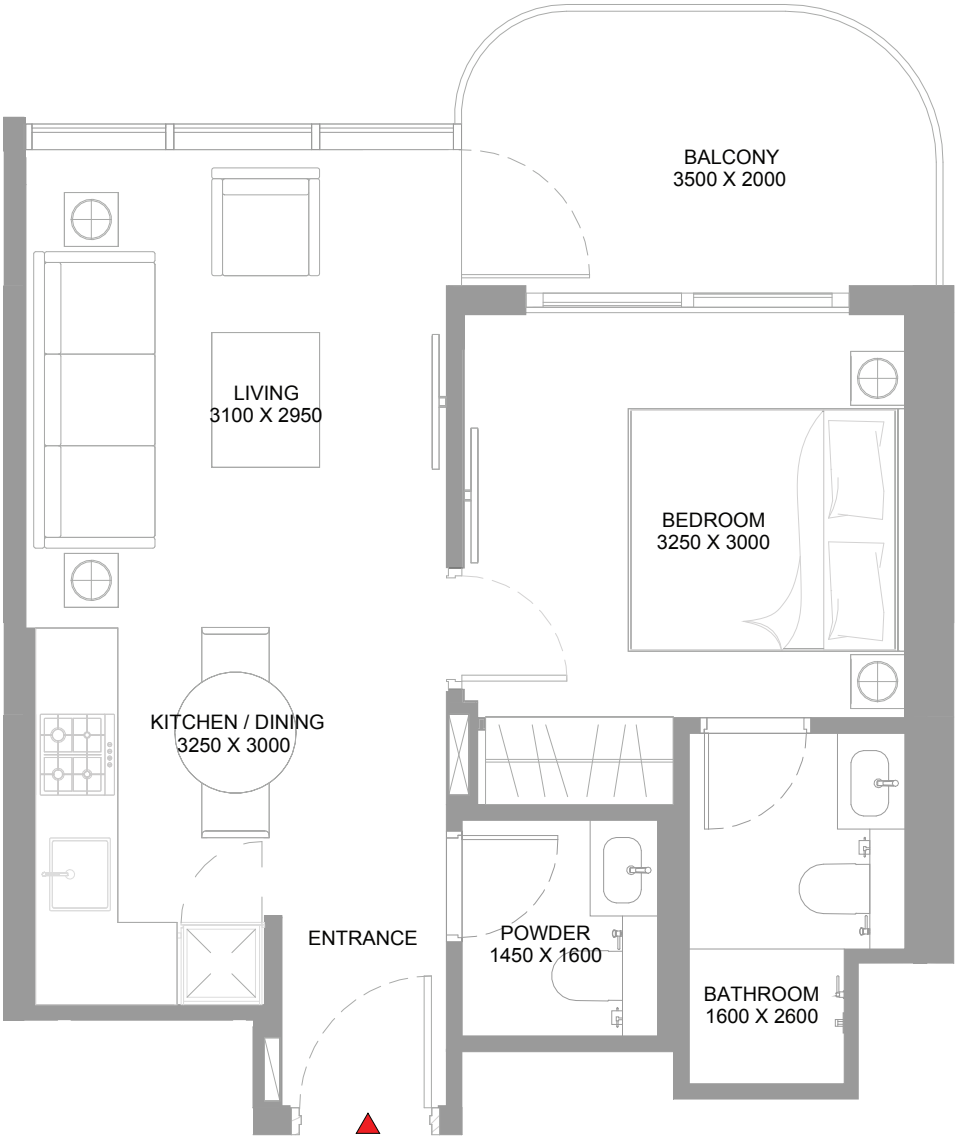
TOTAL SALEABLE AREA
SUITE = 465.00 SQ.FT.
BALCONY = 80.73 SQ.FT.
TOTAL = 545.73 SQ.FT.

List of unit numbers with this unit plan:

VIEWS

Park View
C-216

Park, Sea View
C-314, C-416, C-514, C-616, C-714



1
BEDROOM
APARTMENT

TYPE C
(with powder room + balcony)

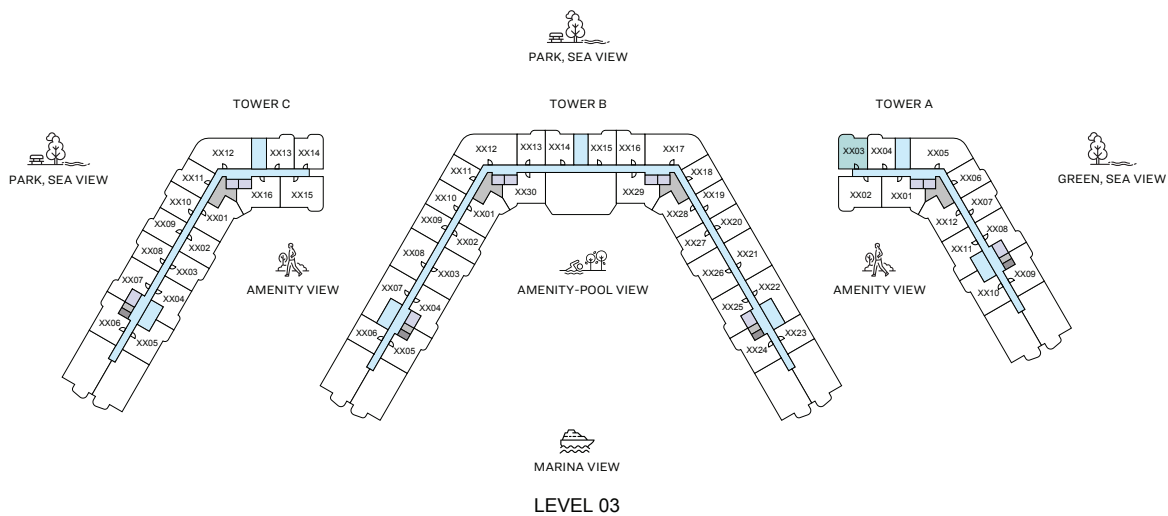
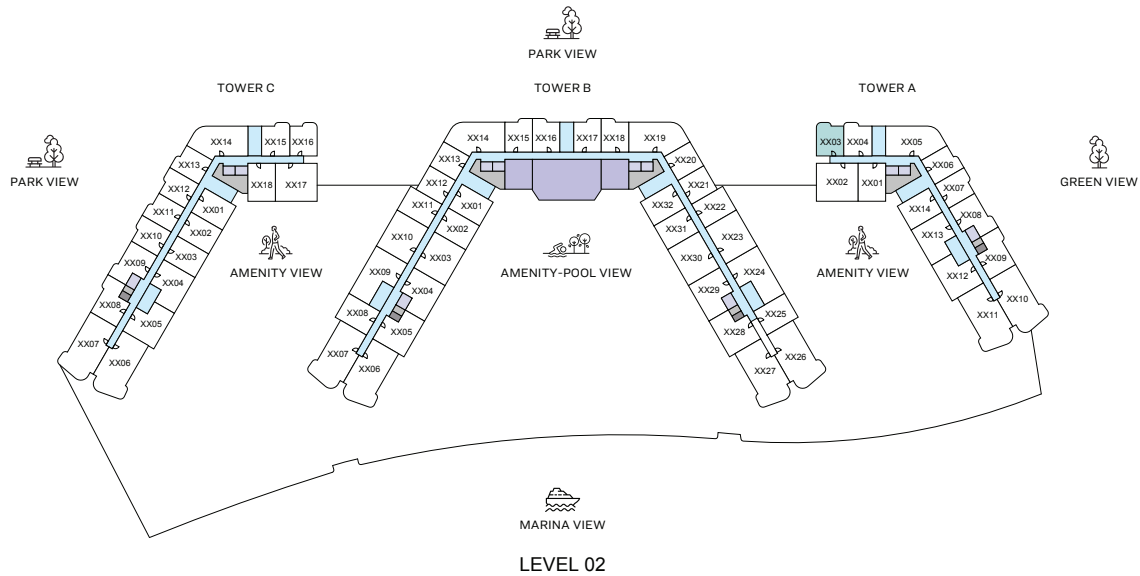
TOTAL SALEABLE AREA
SUITE = 465.00 SQ.FT.
BALCONY = 80.73 SQ.FT.
TOTAL = 545.73 SQ.FT.

List of unit numbers with this unit plan:

VIEWS

Park View
C-216

Park, Sea View
C-314, C-416, C-514, C-616, C-714



1
BEDROOM
APARTMENT

TYPE C VARIANT 1

(with powder room + balcony)

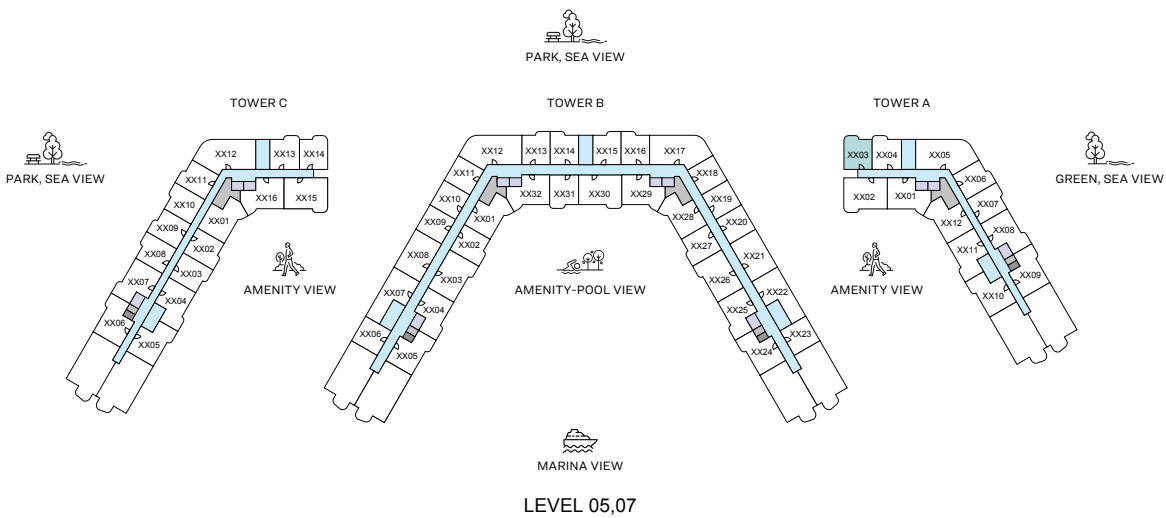
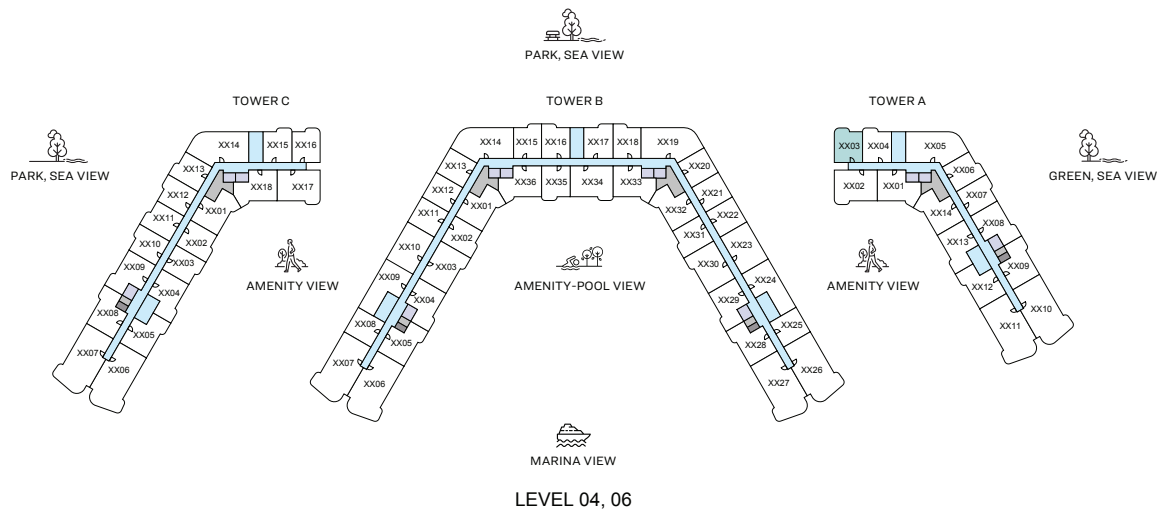
TOTAL SALEABLE AREA
SUITE = 465.00 SQ.FT.
BALCONY = 80.73 SQ.FT.
TOTAL = 545.73 SQ.FT.

List of unit numbers with this unit plan:

VIEWS

Park View
A-203

Park, Sea View
A-303, A-403, A-503, A-603, A-703



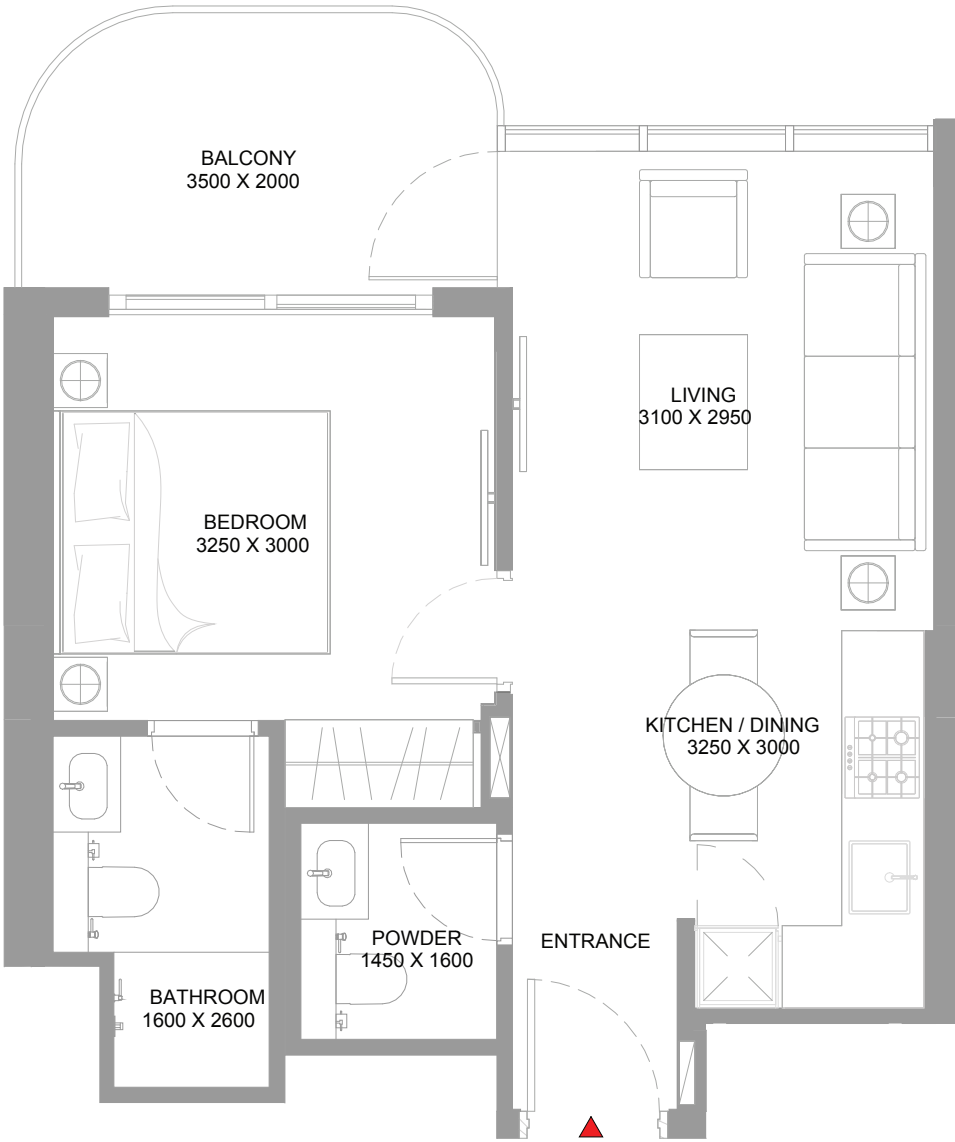
1
BEDROOM
APARTMENT

TYPE C
VARIANT 1
(with powder room + balcony)

TOTAL SALEABLE AREA
SUITE = 465.00 SQ.FT.
BALCONY = 80.73 SQ.FT.
TOTAL = 545.73 SQ.FT.

List of unit numbers with this unit plan:

- VIEWS**
- Park View
A-203
- Park, Sea View
A-303, A-403, A-503, A-603, A-703



1

BEDROOM
APARTMENT

TYPE C VARIANT 1

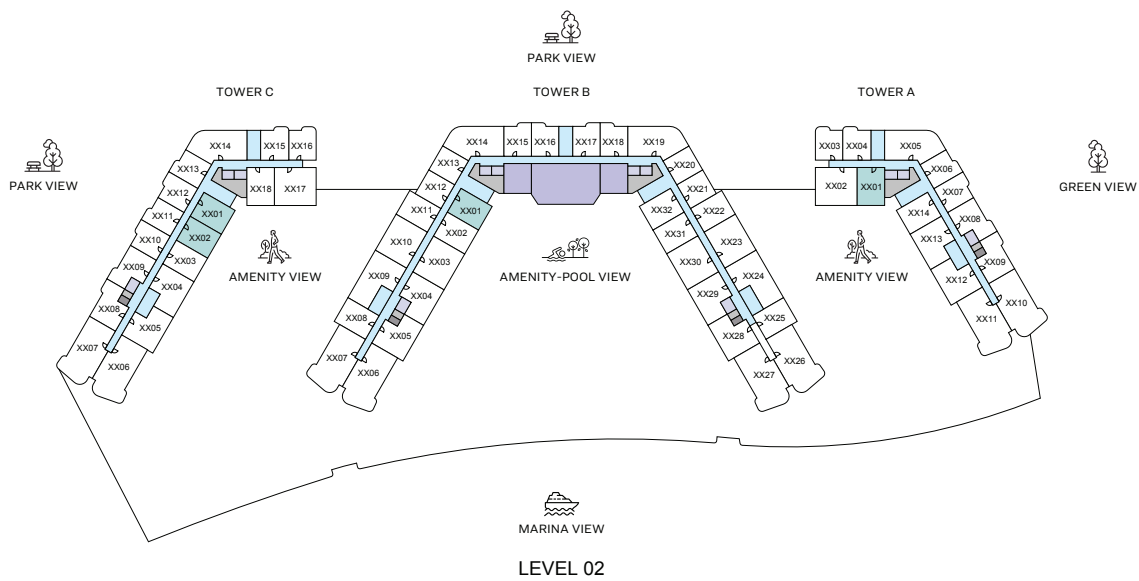
(with powder room + balcony)

TOTAL SALEABLE AREA
SUITE = 465.00 SQ.FT.
BALCONY = 80.73 SQ.FT.
TOTAL = 545.73 SQ.FT.

List of unit numbers with this unit plan:

VIEWS

- Park View
A-203
- Park, Sea View
A-303, A-403, A-503, A-603, A-703



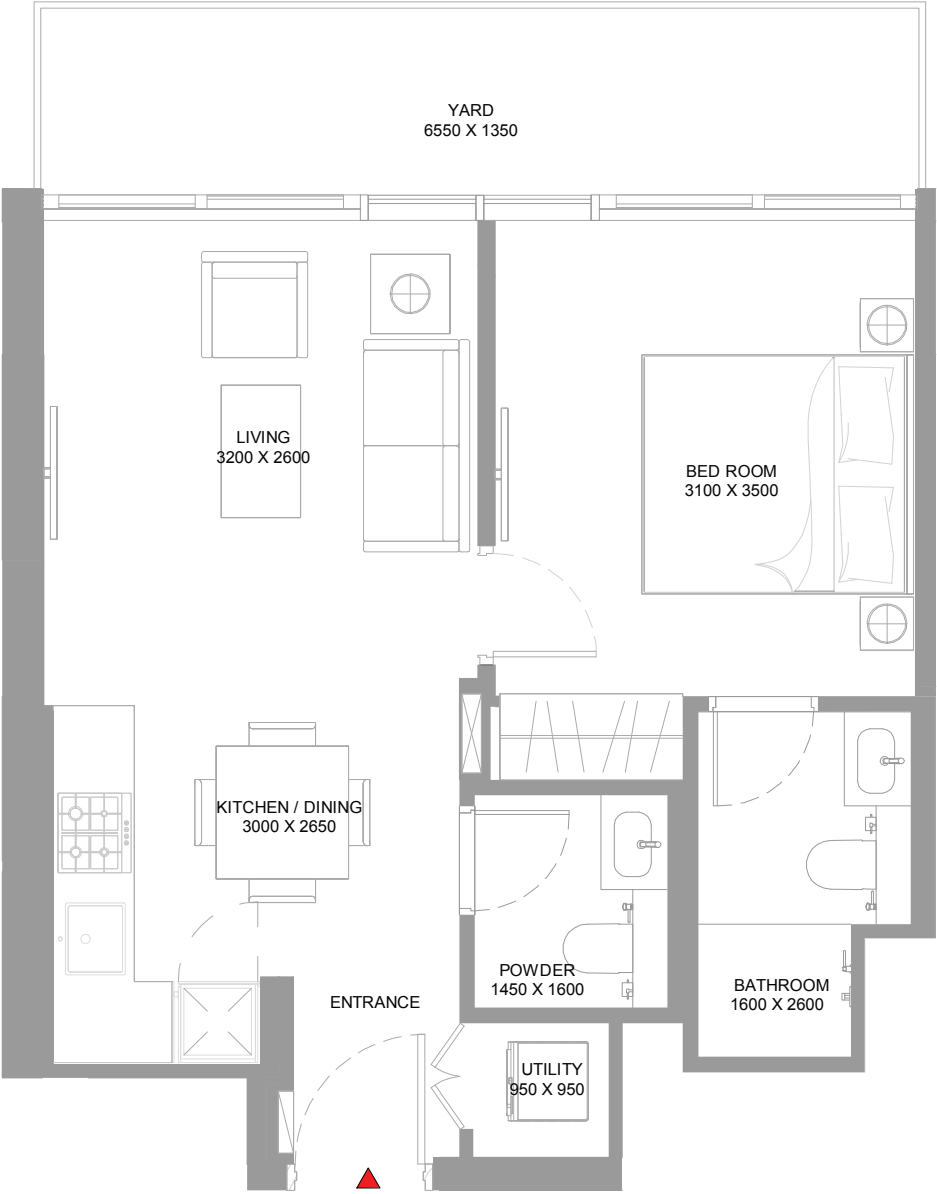
1
BEDROOM
APARTMENT

TYPE D
(with powder room + yard)

TOTAL SALEABLE AREA
SUITE RANGE = 497.72 – 500.95 SQ.FT.
YARD RANGE = 114.74 – 116.25 SQ.FT.
TOTAL RANGE = 613.44 – 615.70 SQ.FT.

List of unit numbers with this unit plan:

- VIEWS**
- Amenity
A-201, C-201, C-202
- Amenity, Pool View
B-201



1
BEDROOM
APARTMENT

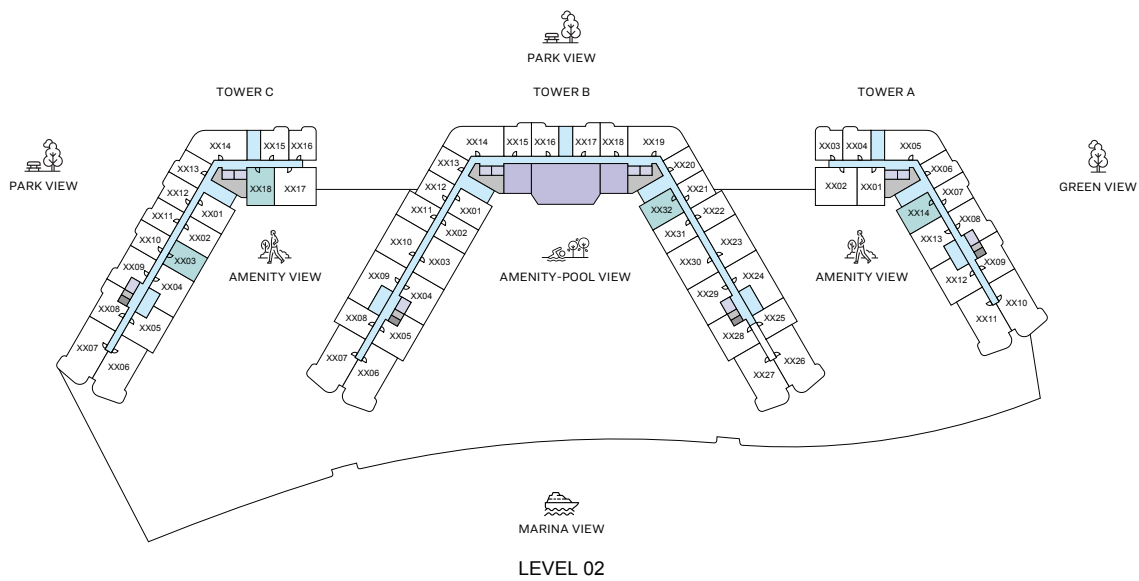
TYPE D
(with powder room + yard)

TOTAL SALEABLE AREA
SUITE RANGE = 497.72 – 500.95 SQ.FT.
YARD RANGE = 114.74 – 116.25 SQ.FT.
TOTAL RANGE = 613.44 – 615.70 SQ.FT.

List of unit numbers with this unit plan:

VIEWS

- Amenity
A-201, C-201, C-202
- Amenity, Pool View
B-201



1

BEDROOM
APARTMENT

TYPE D VARIANT 1

(with powder room + yard)

TOTAL SALEABLE AREA
SUITE RANGE = 498.48 – 500.95 SQ.FT.
YARD RANGE = 114.74 – 116.25 SQ.FT.
TOTAL RANGE = 613.76 – 615.70 SQ.FT.

List of unit numbers with this unit plan:

- VIEWS**
- Amenity
A-214, C-203, C-218
- Amenity, Pool View
B-232



1

BEDROOM
APARTMENT

TYPE D VARIANT 1

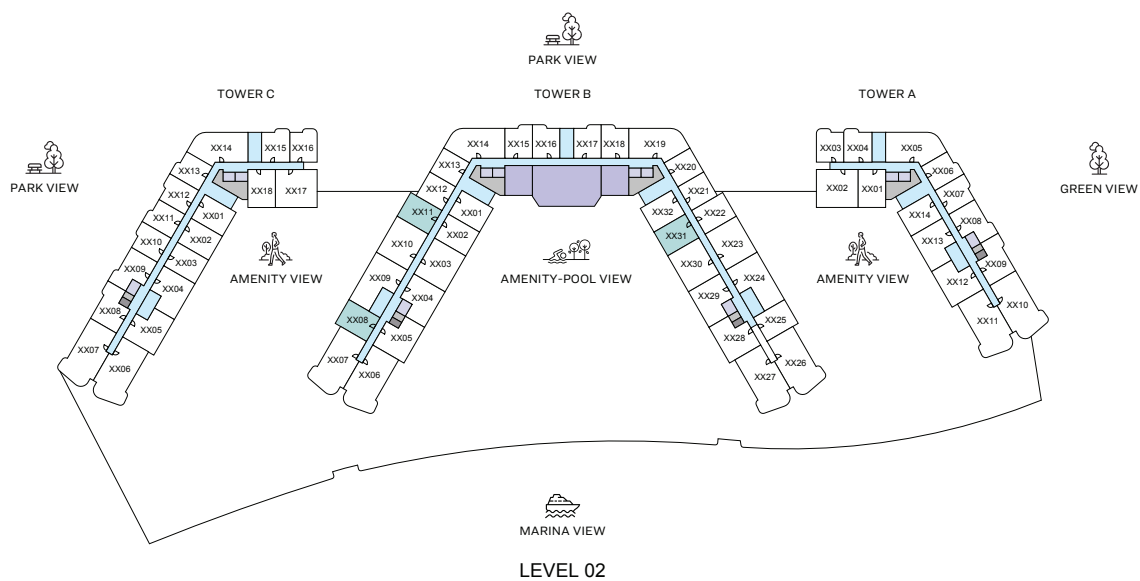
(with powder room + yard)

TOTAL SALEABLE AREA
SUITE RANGE = 498.48 – 500.95 SQ.FT.
YARD RANGE = 114.74 – 116.25 SQ.FT.
TOTAL RANGE = 613.76 – 615.70 SQ.FT.

List of unit numbers with this unit plan:

VIEWS

- Amenity
A-214, C-203, C-218
- Amenity, Pool View
B-232



1
BEDROOM
APARTMENT

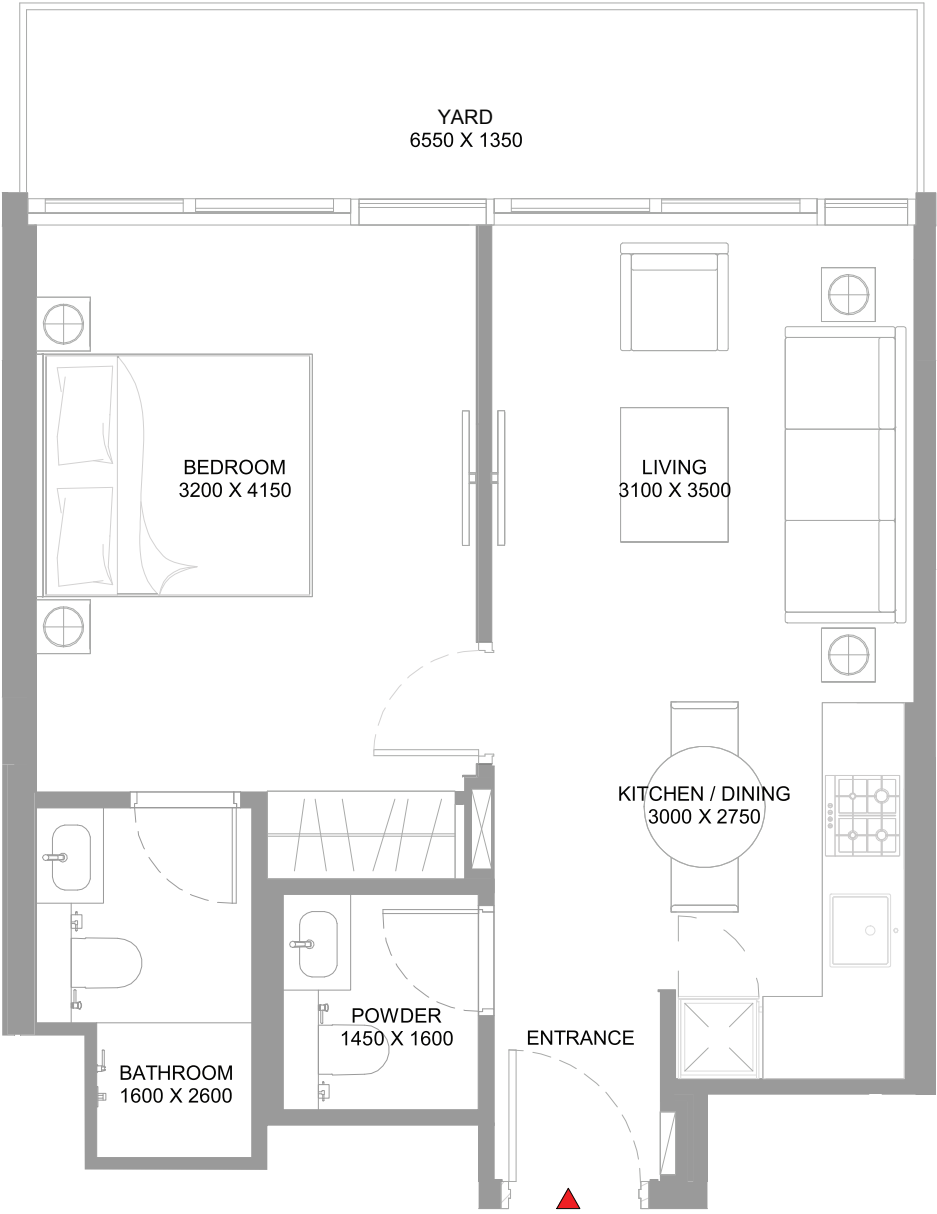
TYPE E
(with powder room + yard)

TOTAL SALEABLE AREA
SUITE RANGE = 510.86 – 513.87 SQ.FT.
YARD = 114.74 SQ.FT.
TOTAL RANGE = 625.60 – 628.61 SQ.FT.

List of unit numbers with this unit plan:

VIEWS

- Amenity
B-208, B-211
- Amenity, Pool View
B-231



1
BEDROOM
APARTMENT

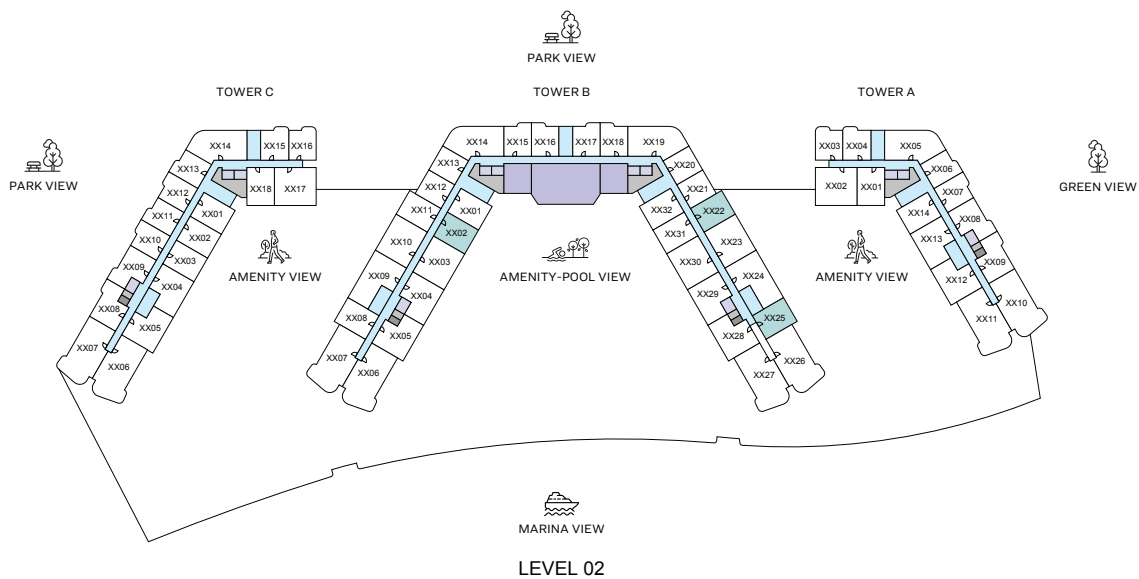
TYPE E
(with powder room + yard)

TOTAL SALEABLE AREA
SUITE RANGE = 510.86 – 513.87 SQ.FT.
YARD = 114.74 SQ.FT.
TOTAL RANGE = 625.60 – 628.61 SQ.FT.

List of unit numbers with this unit plan:

VIEWS

- Amenity
B-208, B-211
- Amenity, Pool View
B-231



1
BEDROOM
APARTMENT

TYPE E
VARIANT 1
(with powder room +yard)

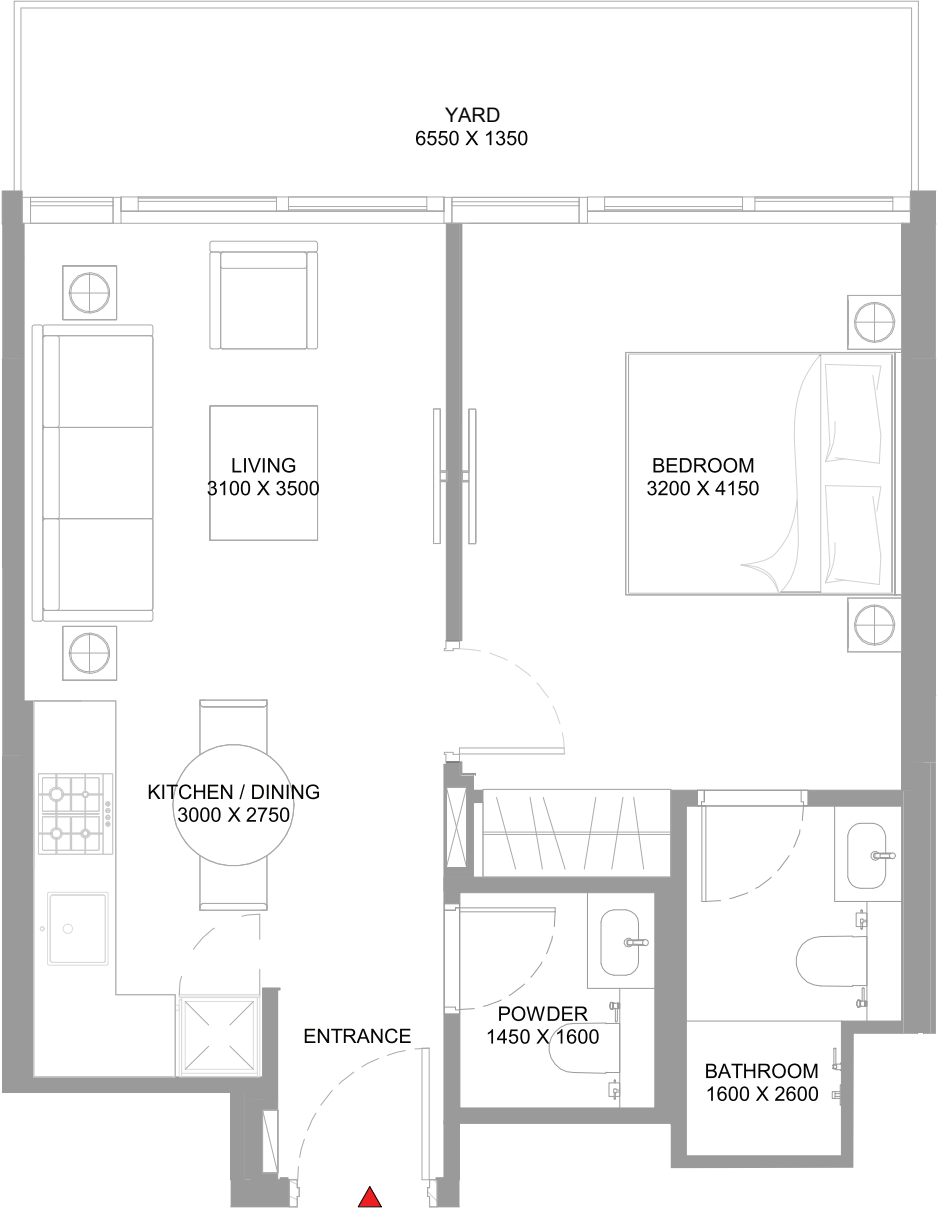
TOTAL SALEABLE AREA
SUITE RANGE = 511.39 – 513.87 SQ.FT.
YARD = 114.74 SQ.FT.
TOTAL RANGE = 626.14 – 628.61 SQ.FT.

List of unit numbers with this unit plan:

VIEWS

Amenity
B-222, B-225

Amenity, Pool View
B-202



1

BEDROOM
APARTMENT

TYPE E VARIANT 1

(with powder room +yard)

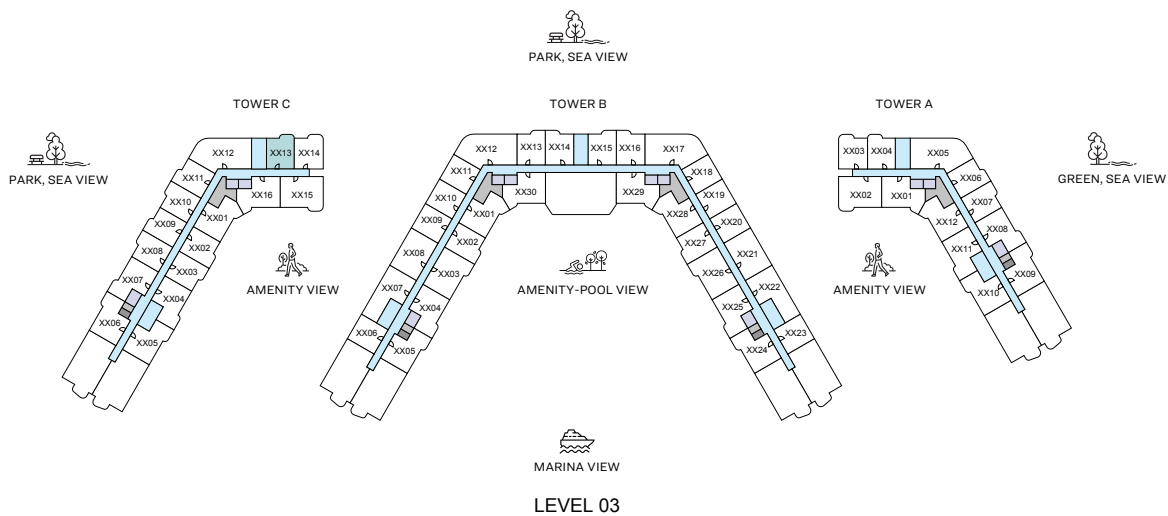
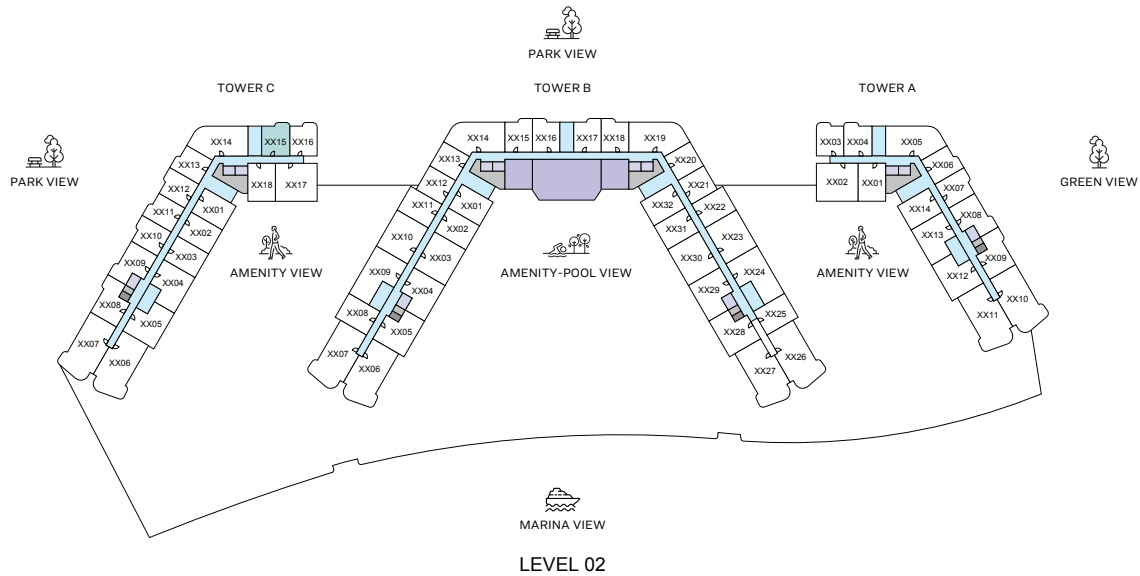
TOTAL SALEABLE AREA
SUITE RANGE = 511.39 – 513.87 SQ.FT.
YARD = 114.74 SQ.FT.
TOTAL RANGE = 626.14 – 628.61 SQ.FT.

List of unit numbers with this unit plan:

VIEWS

Amenity
B-222, B-225

Amenity, Pool View
B-202



1

BEDROOM
APARTMENT

TYPE F

(with powder room + balcony)

TOTAL SALEABLE AREA
SUITE RANGE = 464.57 – 465.54 SQ.FT.
BALCONY = 82.45 SQ.FT.
TOTAL RANGE = 547.02 – 547.99 SQ.FT.

List of unit numbers with this unit plan:

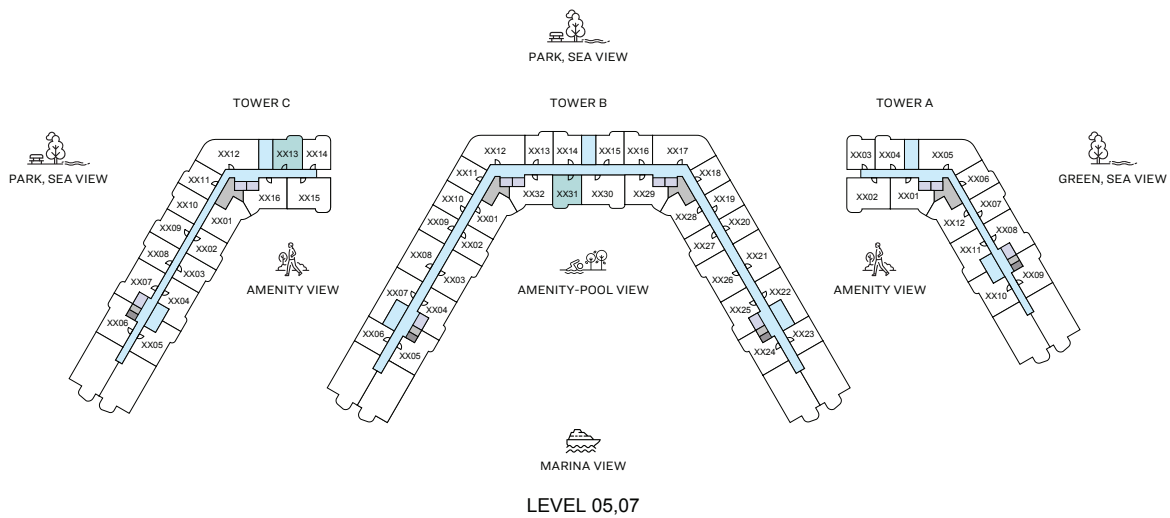
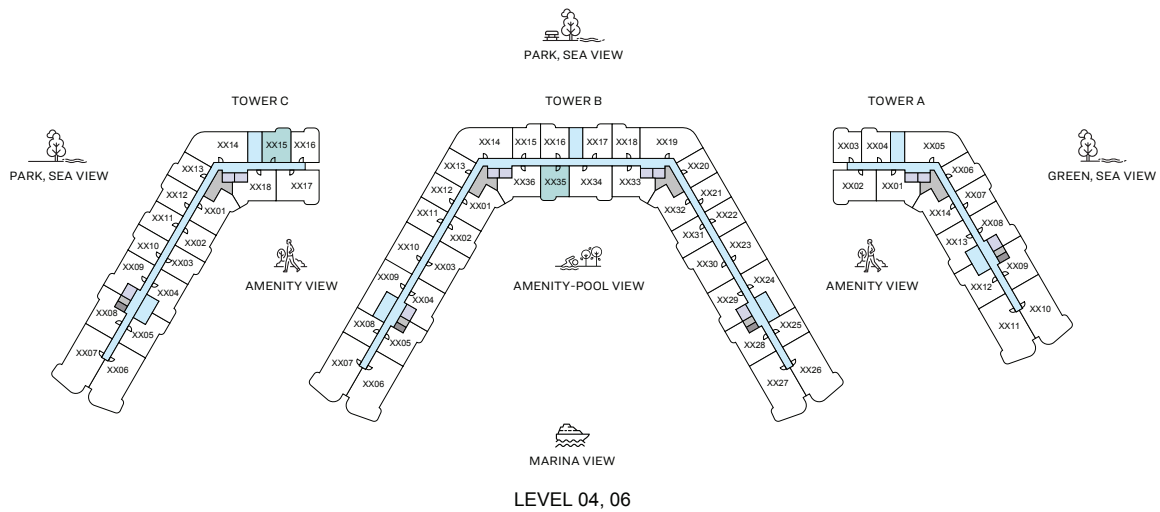
VIEWS

Amenity, Pool View
B-435

Amenity, Pool, Marina View
B-531, B-635, B-731, B-835, B-931

Park View
C-215

Park, Sea View
C-313, C-415, C-513, C-615, C-713



1

BEDROOM
APARTMENT

TYPE F

(with powder room + balcony)

TOTAL SALEABLE AREA
SUITE RANGE = 464.57 – 465.54 SQ.FT.
BALCONY = 82.45 SQ.FT.
TOTAL RANGE = 547.02 – 547.99 SQ.FT.

List of unit numbers with this unit plan:

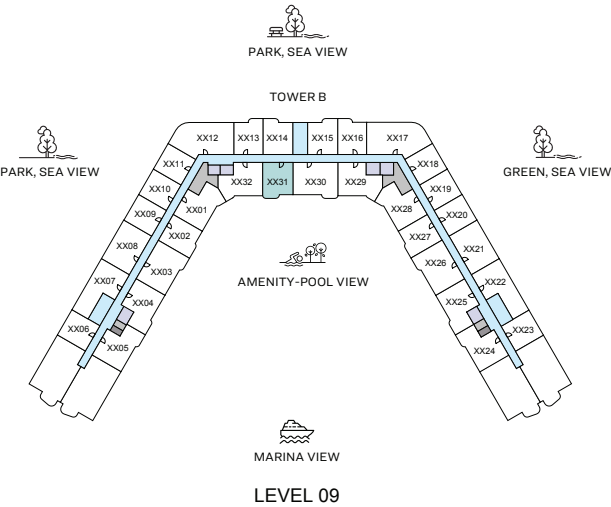
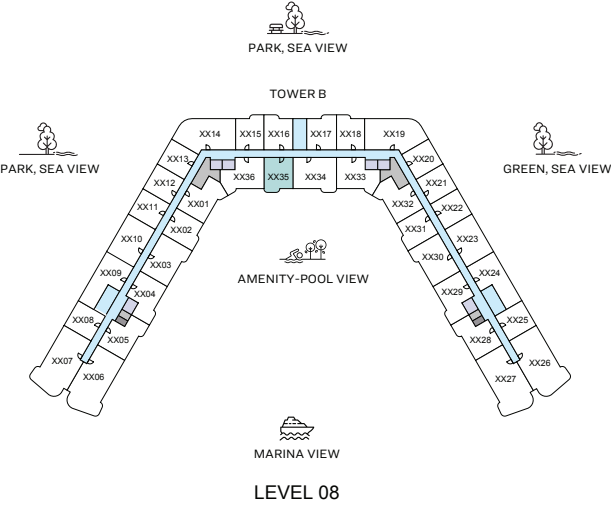
VIEWS

Amenity, Pool View
B-435

Amenity, Pool, Marina View
B-531, B-635, B-731, B-835, B-931

Park View
C-215

Park, Sea View
C-313, C-415, C-513, C-615, C-713



1
BEDROOM
APARTMENT

TYPE F

(with powder room + balcony)

TOTAL SALEABLE AREA
SUITE RANGE = 464.57 – 465.54 SQ.FT.
BALCONY = 82.45 SQ.FT.
TOTAL RANGE = 547.02 – 547.99 SQ.FT.

List of unit numbers with this unit plan:

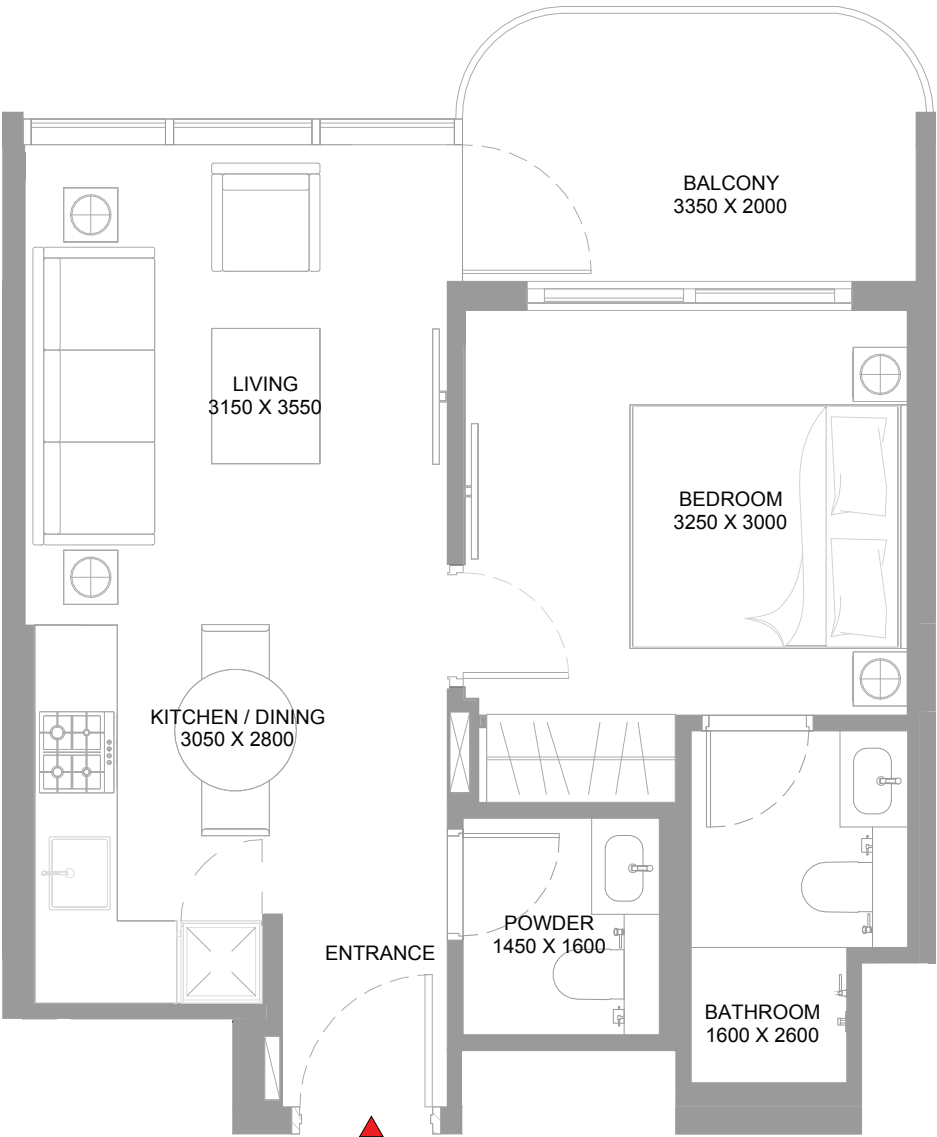
VIEWS

Amenity, Pool View
B-435

Amenity, Pool, Marina View
B-531, B-635, B-731, B-835, B-931

Park View
C-215

Park, Sea View
C-313, C-415, C-513, C-615, C-713



1

BEDROOM
APARTMENT

TYPE F

(with powder room + balcony)

TOTAL SALEABLE AREA
SUITE RANGE = 464.57 – 465.54 SQ.FT.
BALCONY = 82.45 SQ.FT.
TOTAL RANGE = 547.02 – 547.99 SQ.FT.

List of unit numbers with this unit plan:

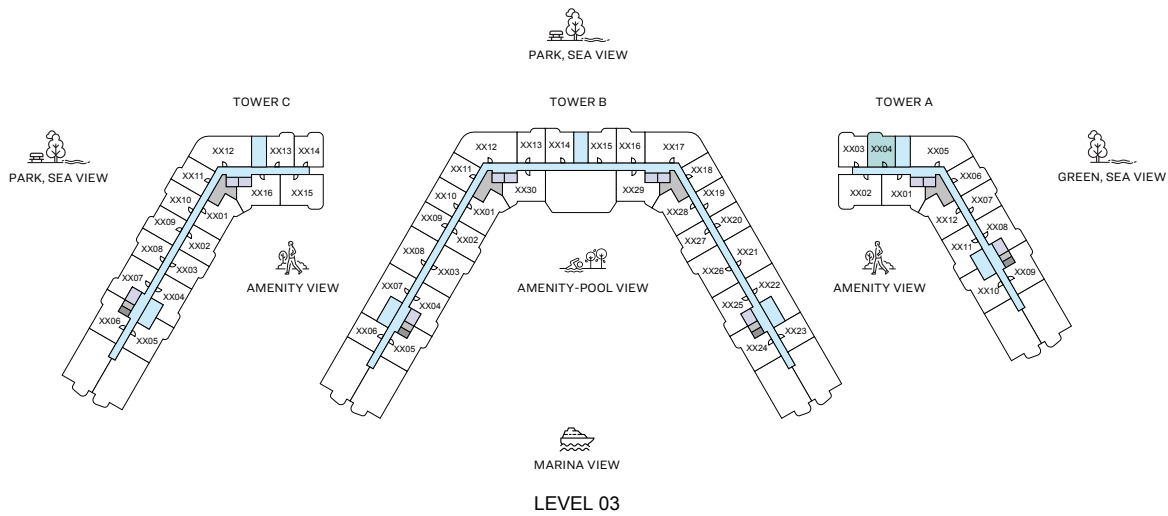
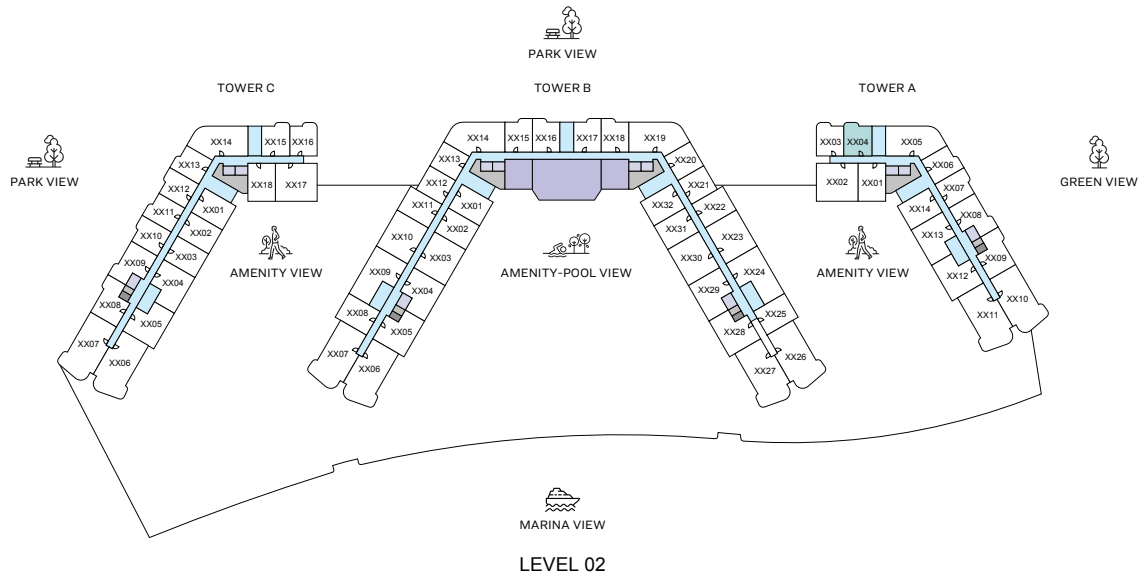
VIEWS

Amenity, Pool View
B-435

Amenity, Pool, Marina View
B-531, B-635, B-731, B-835, B-931

Park View
C-215

Park, Sea View
C-313, C-415, C-513, C-615, C-713



1

BEDROOM
APARTMENT

TYPE F VARIANT 1

(with powder room + balcony)

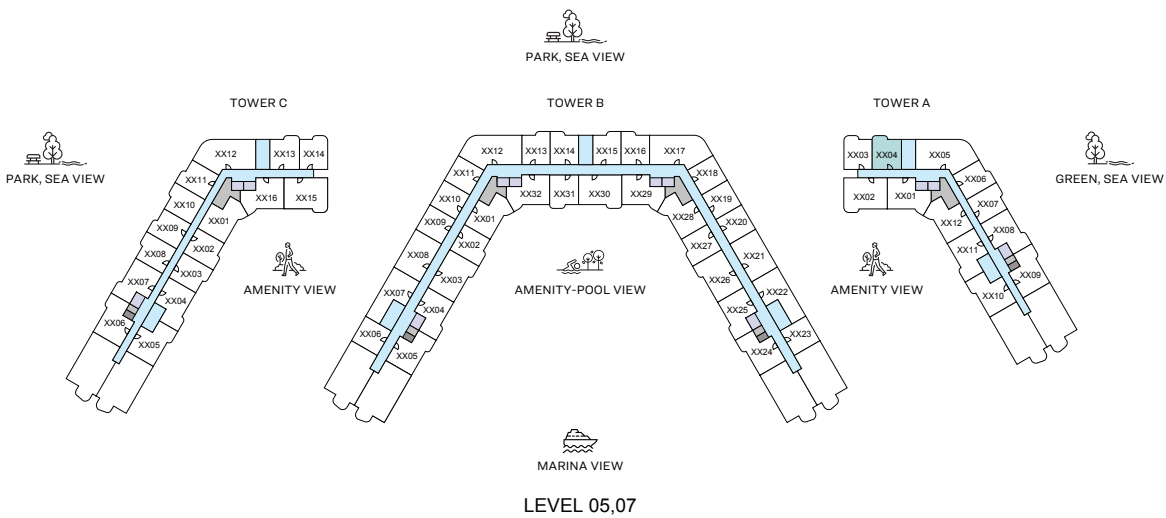
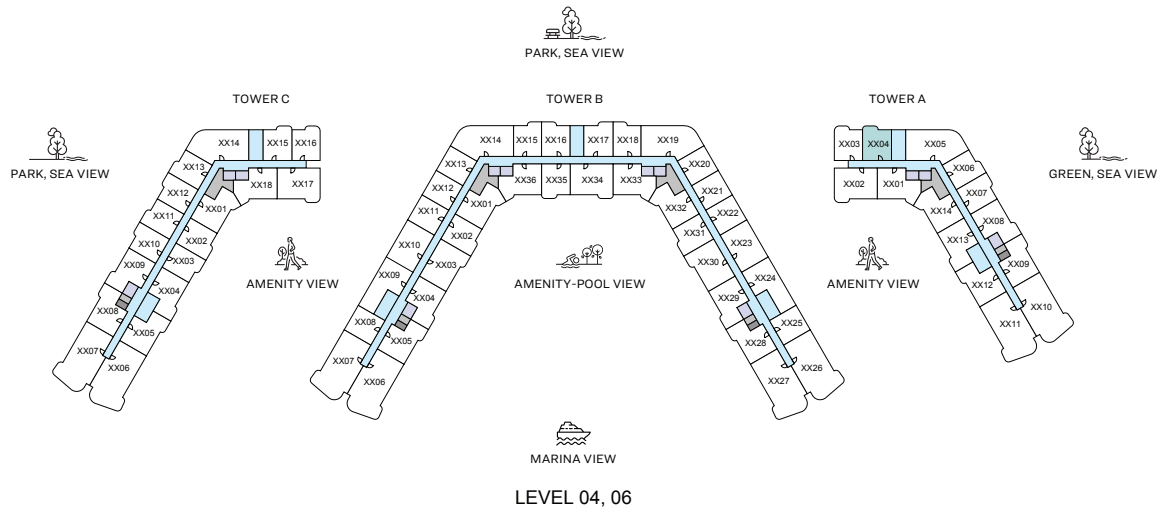
TOTAL SALEABLE AREA
SUITE RANGE = 465.54 SQ.FT.
BALCONY RANGE = 82.45 SQ.FT.
TOTAL RANGE = 547.99 SQ.FT.

List of unit numbers with this unit plan:

VIEWS

Park View
A-204

Park, Sea View
A-304,A-404,A-504,A-604,A-704



1
BEDROOM
APARTMENT

TYPE F VARIANT 1

(with powder room + balcony)

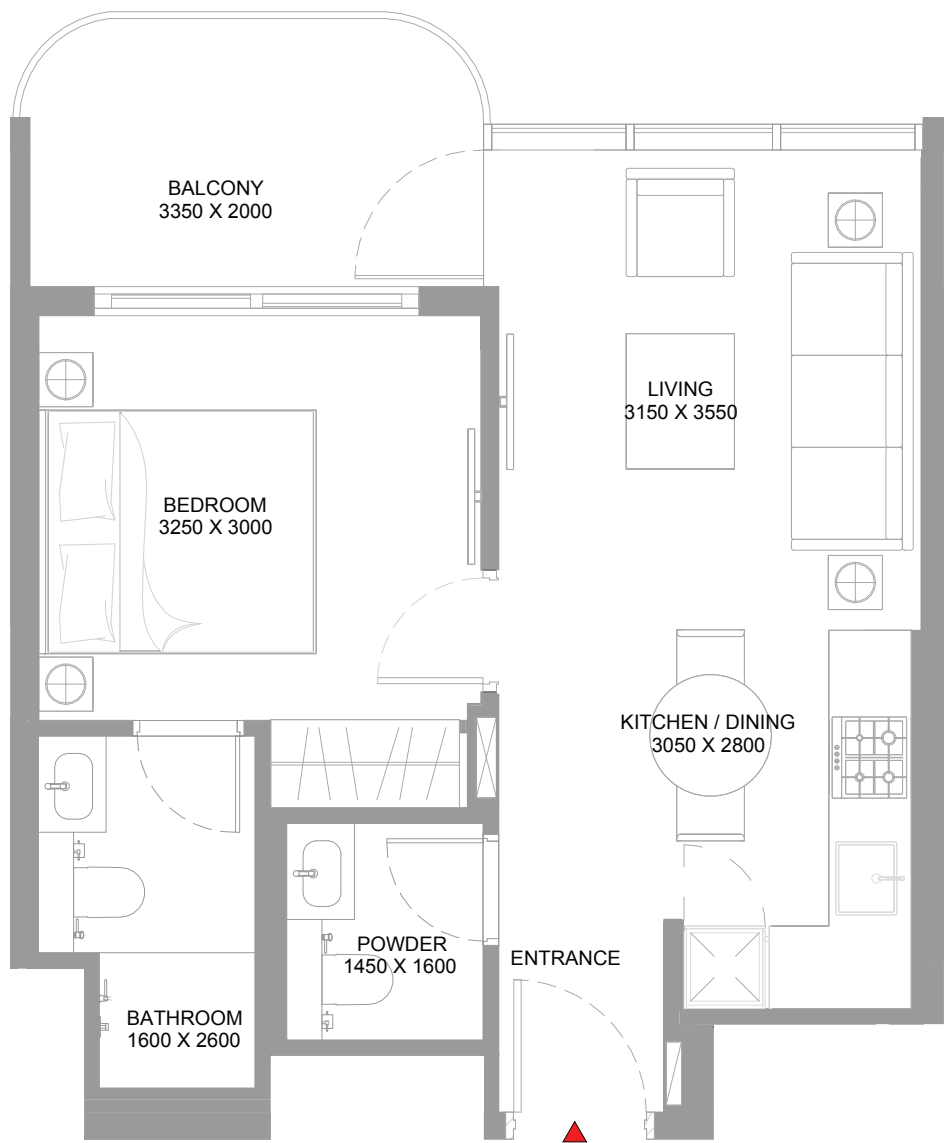
TOTAL SALEABLE AREA
SUITE RANGE = 465.54 SQ.FT.
BALCONY RANGE = 82.45 SQ.FT.
TOTAL RANGE = 547.99 SQ.FT.

List of unit numbers with this unit plan:

VIEWS

Park View
A-204

Park, Sea View
A-304,A-404,A-504,A-604,A-704



1

BEDROOM
APARTMENT

TYPE F VARIANT 1

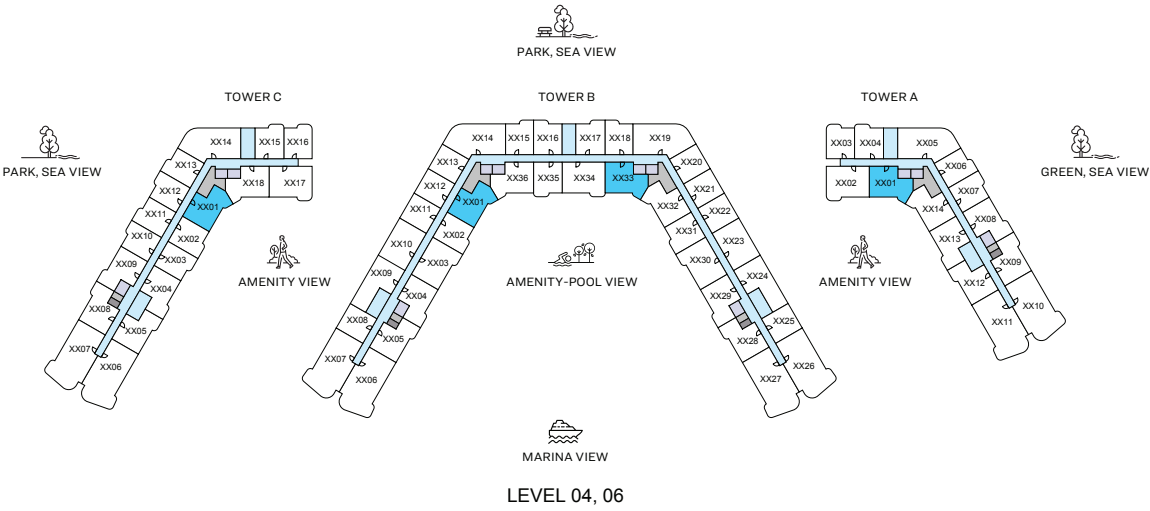
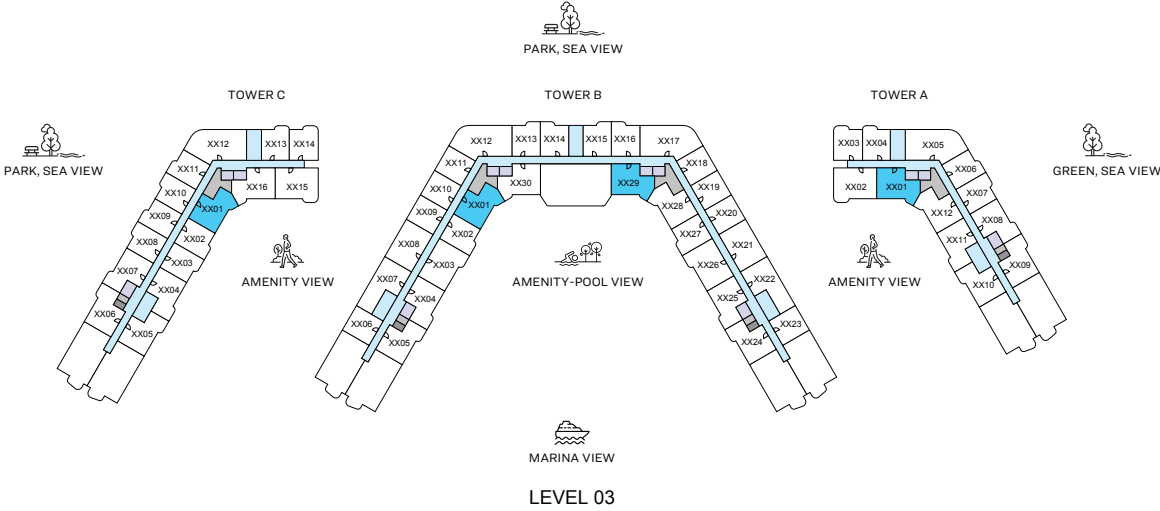
(with powder room + balcony)

TOTAL SALEABLE AREA
SUITE RANGE = 465.54 SQ.FT.
BALCONY RANGE = 82.45 SQ.FT.
TOTAL RANGE = 547.99 SQ.FT.

List of unit numbers with this unit plan:

VIEWS

- Park View
A-204
- Park, Sea View
A-304,A-404,A-504,A-604,A-704



2
BEDROOM
APARTMENT

TYPE A
(with balcony)

TOTAL SALEABLE AREA
SUITE RANGE = 628.07 – 641.31 SQ.FT.
BALCONY = 77.39 SQ.FT.
TOTAL RANGE = 705.47 – 718.71 SQ.FT.

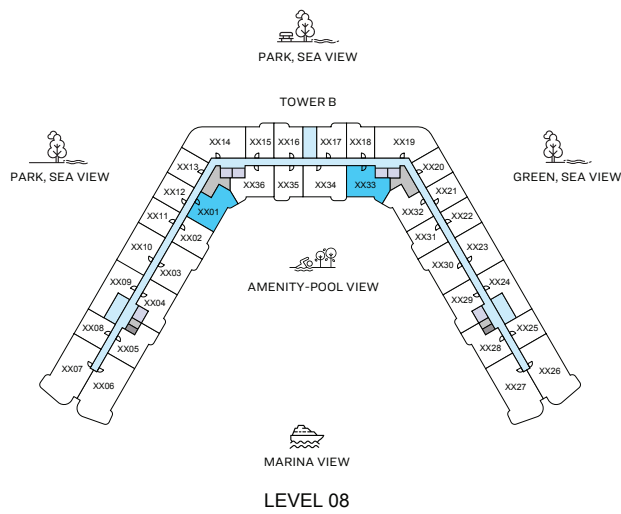
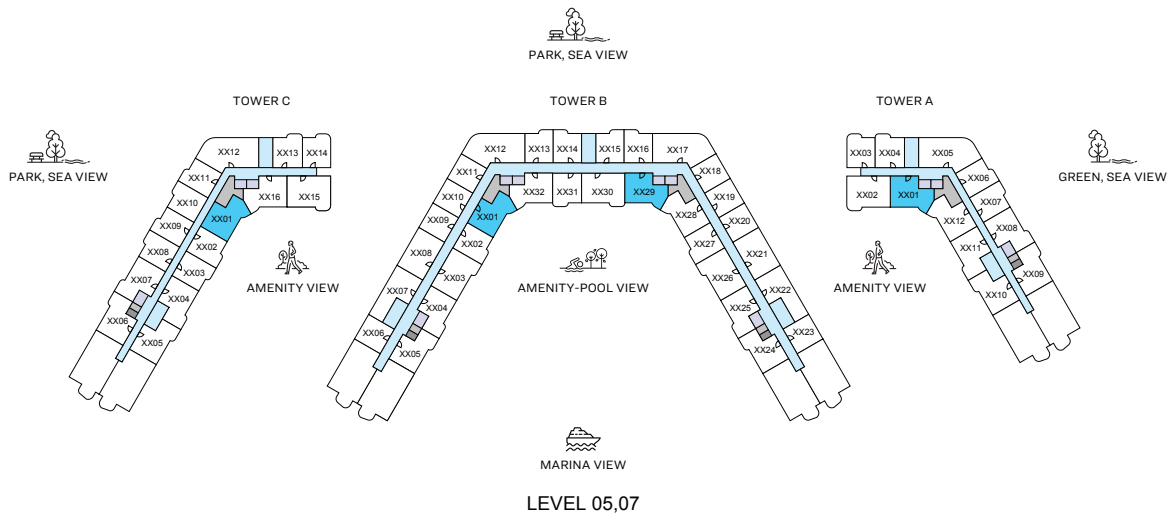
List of unit numbers with this unit plan:

VIEWS

- Amenity
A-301, C-301, C-401

Amenity, Marina View
A-401, A-501, C-501, A-601, C-601, A-701, C-701

Amenity, Pool View
B-329
- Amenity, Pool, Marina View
B-301, B-401, B-433, B-501, B-529, B-601, B-633,
B-701, B-729, B-801, B-833, B-901, B-929



2

BEDROOM
APARTMENT

TYPE A

(with balcony)

TOTAL SALEABLE AREA
SUITE RANGE = 628.07 – 641.31 SQ.FT.
BALCONY = 77.39 SQ.FT.
TOTAL RANGE = 705.47 – 718.71 SQ.FT.

List of unit numbers with this unit plan:

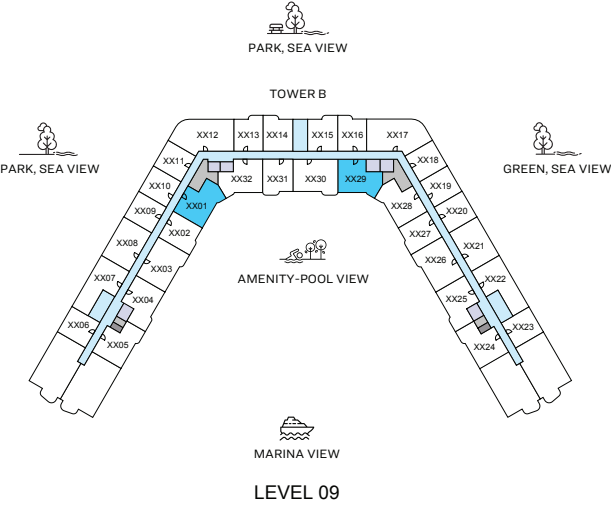
VIEWS

Amenity
A-301, C-301, C-401

Amenity, Marina View
A-401, A-501, C-501, A-601, C-601, A-701, C-701

Amenity, Pool View
B-329

Amenity, Pool, Marina View
B-301, B-401, B-433, B-501, B-529, B-601, B-633,
B-701, B-729, B-801, B-833, B-901, B-929



2
BEDROOM
APARTMENT

TYPE A
(with balcony)

TOTAL SALEABLE AREA
SUITE RANGE = 628.07 – 641.31 SQ.FT.
BALCONY = 77.39 SQ.FT.
TOTAL RANGE = 705.47 – 718.71 SQ.FT.

List of unit numbers with this unit plan:

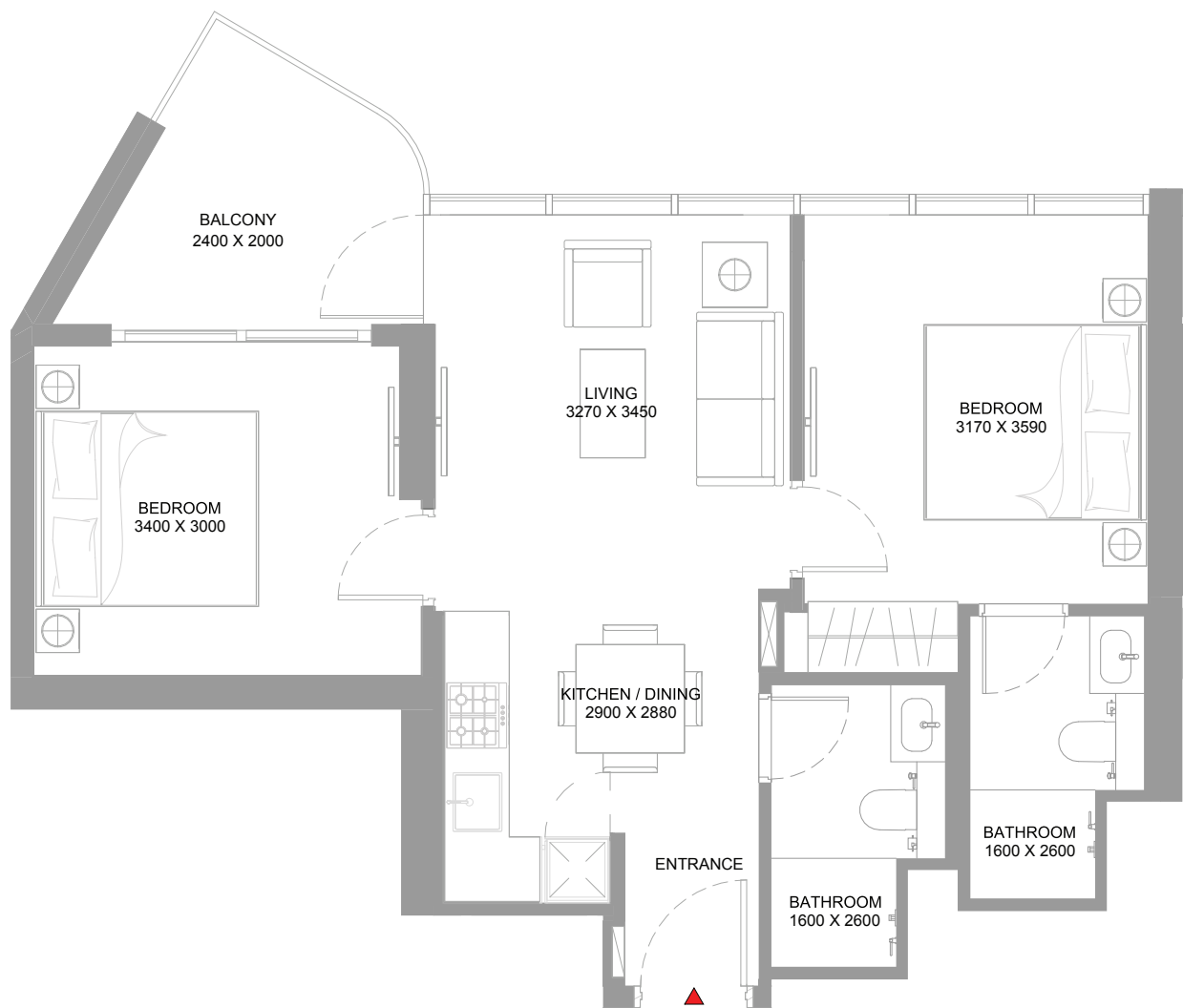
VIEWS

Amenity
A-301, C-301, C-401

Amenity, Marina View
A-401, A-501, C-501, A-601, C-601, A-701, C-701

Amenity, Pool View
B-329

Amenity, Pool, Marina View
B-301, B-401, B-433, B-501, B-529, B-601, B-633,
B-701, B-729, B-801, B-833, B-901, B-929



2
BEDROOM
APARTMENT

TYPE A
(with balcony)

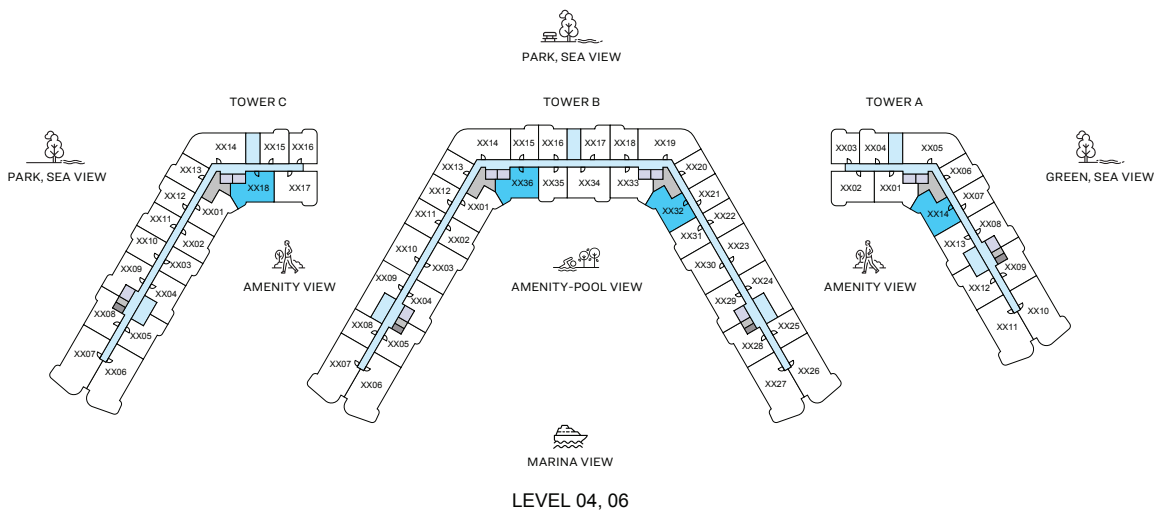
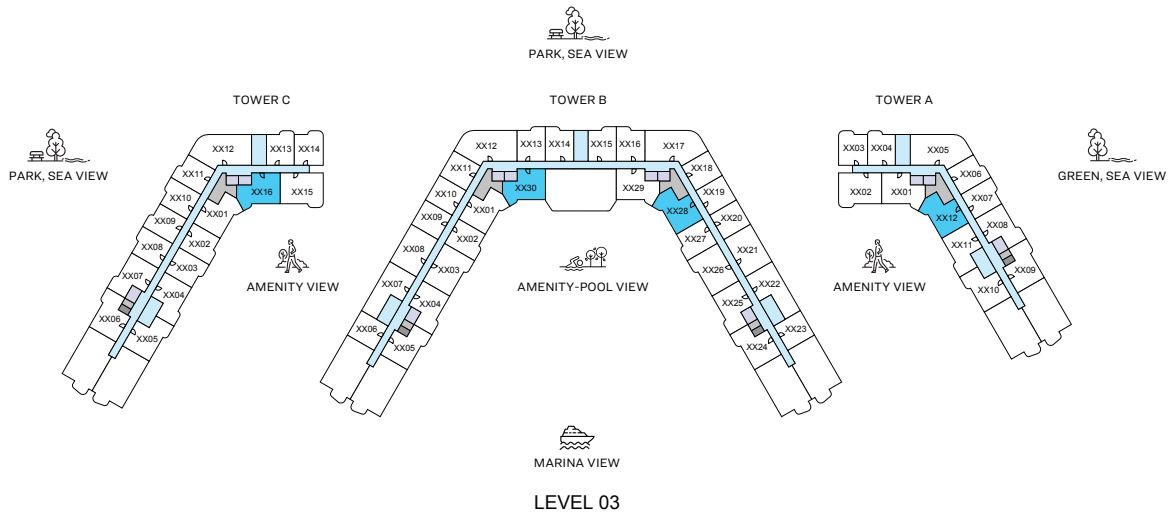
TOTAL SALEABLE AREA
SUITE RANGE = 628.07 – 641.31 SQ.FT.
BALCONY = 77.39 SQ.FT.
TOTAL RANGE = 705.47 – 718.71 SQ.FT.

List of unit numbers with this unit plan:

VIEWS

- Amenity
A-301, C-301, C-401
- Amenity, Marina View
A-401, A-501, C-501, A-601, C-601, A-701, C-701
- Amenity, Pool View
B-329

- Amenity, Pool, Marina View
B-301, B-401, B-433, B-501, B-529, B-601, B-633,
B-701, B-729, B-801, B-833, B-901, B-929



2
BEDROOM
APARTMENT

TYPE A
VARIANT 1
(with balcony)

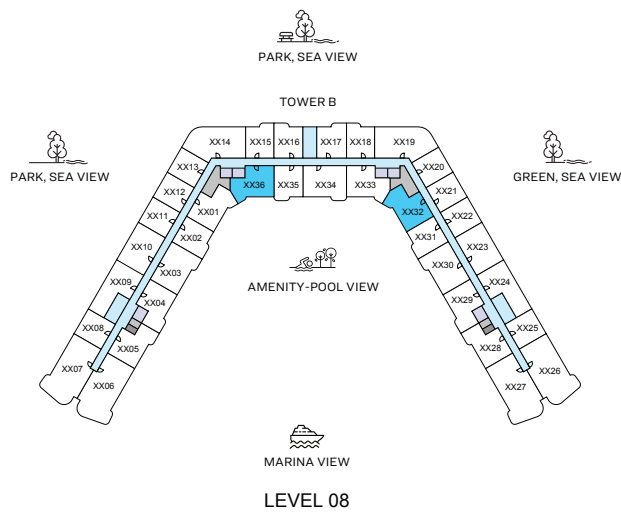
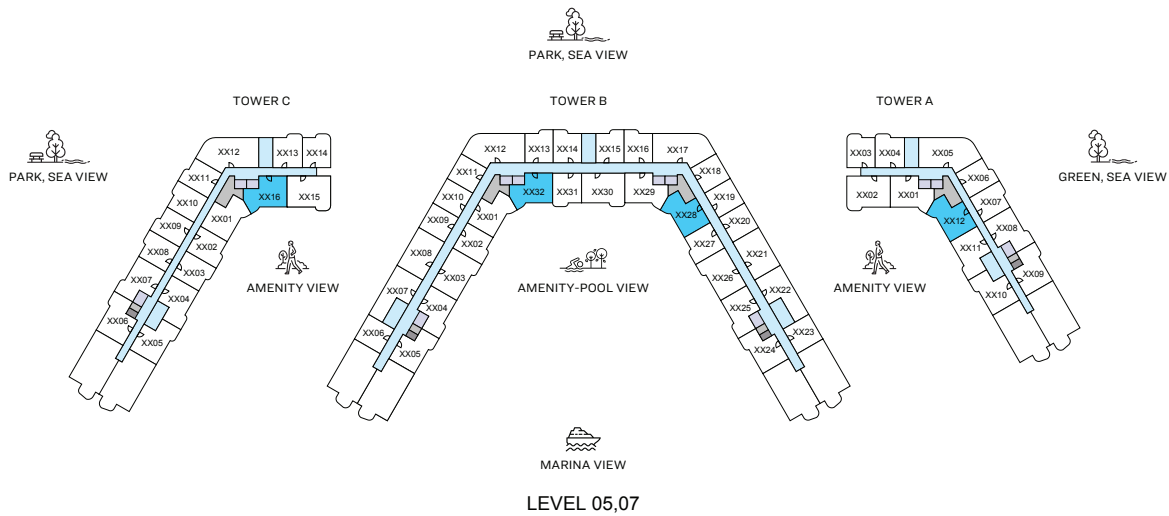
TOTAL SALEABLE AREA
SUITE RANGE = 627.11 – 640.45 SQ.FT.
BALCONY RANGE = 77.18 – 77.39 SQ.FT.
TOTAL RANGE = 704.50 – 717.85 SQ.FT.

List of unit numbers with this unit plan:

VIEWS

- Amenity
A-312, C-316, C-418
- Amenity, Marina View
A-414, A-512, C-516, A-614, C-618, A-712, C-716
- Amenity, Pool View
B-328

- Amenity, Pool Marina View
B-330, B-432, B-436, B-528, B-532, B-632, B-636, B-728,
B-732, B-832, B-836, B-928, B-932



2
BEDROOM
APARTMENT

TYPE A VARIANT 1

(with balcony)

TOTAL SALEABLE AREA
SUITE RANGE = 627.11 – 640.45 SQ.FT.
BALCONY RANGE = 77.18 – 77.39 SQ.FT.
TOTAL RANGE = 704.50 – 717.85 SQ.FT.

List of unit numbers with this unit plan:

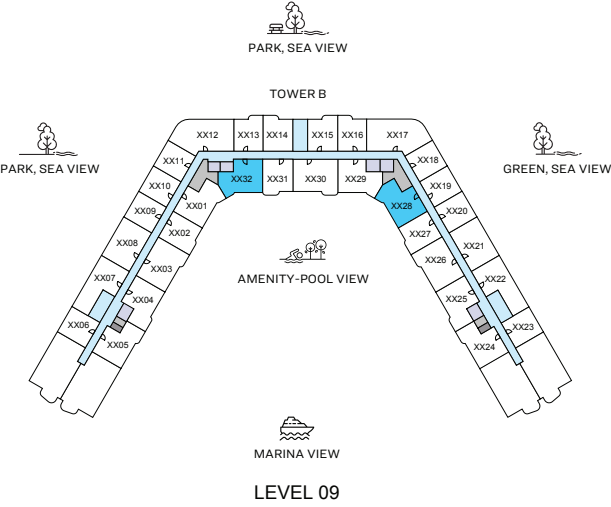
VIEWS

Amenity
A-312, C-316, C-418

Amenity, Marina View
A-414, A-512, C-516, A-614, C-618, A-712, C-716

Amenity, Pool View
B-328

Amenity, Pool Marina View
B-330, B-432, B-436, B-528, B-532, B-632, B-636, B-728,
B-732, B-832, B-836, B-928, B-932



2
BEDROOM
APARTMENT

TYPE A
VARIANT 1
(with balcony)

TOTAL SALEABLE AREA
SUITE RANGE = 627.11 – 640.45 SQ.FT.
BALCONY RANGE = 77.18 – 77.39 SQ.FT.
TOTAL RANGE = 704.50 – 717.85 SQ.FT.

List of unit numbers with this unit plan:

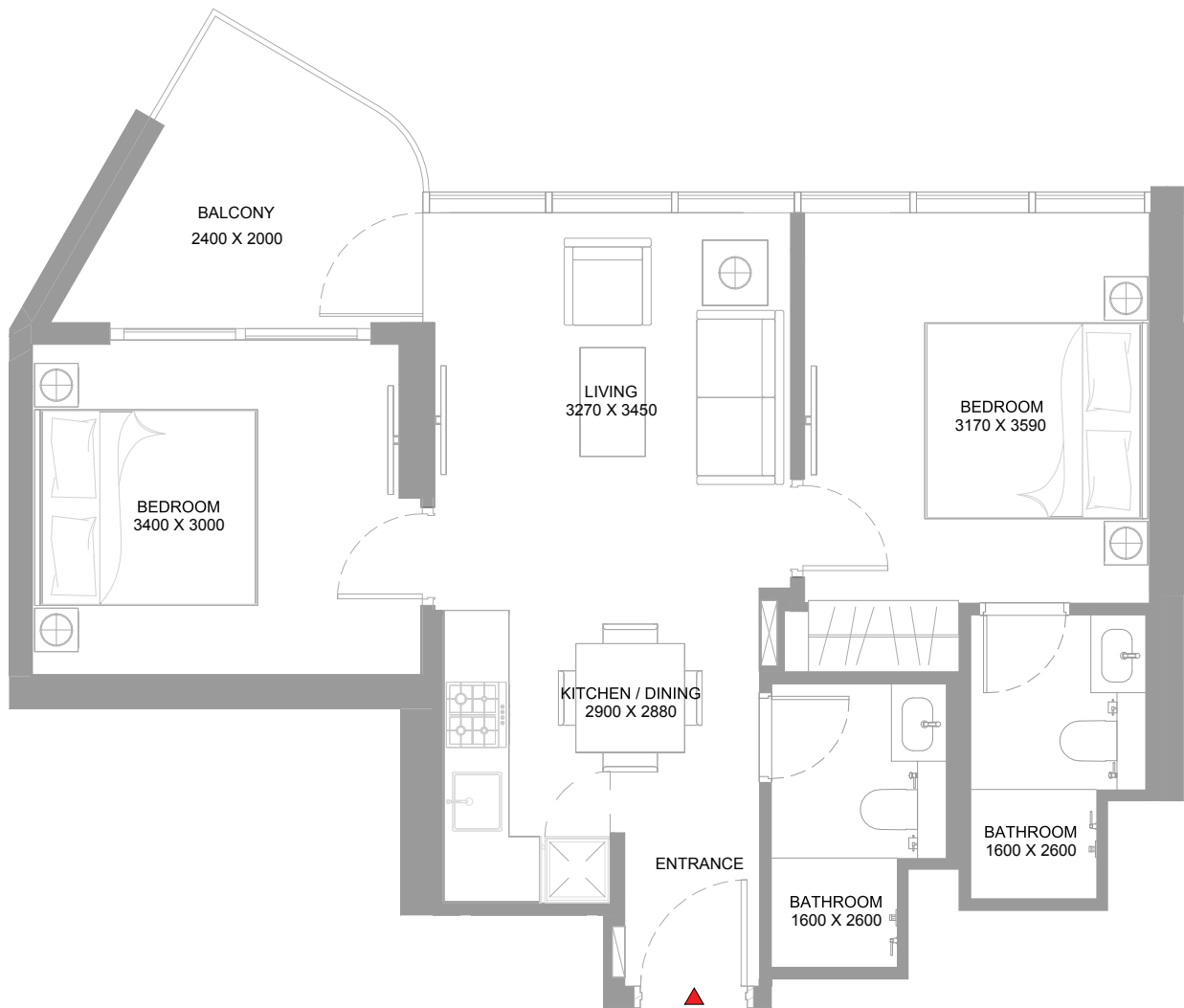
VIEWS

Amenity
A-312, C-316, C-418

Amenity, Marina View
A-414, A-512, C-516, A-614, C-618, A-712, C-716

Amenity, Pool View
B-328

Amenity, Pool Marina View
B-330, B-432, B-436, B-528, B-532, B-632, B-636, B-728,
B-732, B-832, B-836, B-928, B-932



2
BEDROOM
APARTMENT

TYPE A
VARIANT 1
(with balcony)

TOTAL SALEABLE AREA
SUITE RANGE = 627.11 – 640.45 SQ.FT.
BALCONY RANGE = 77.18 – 77.39 SQ.FT.
TOTAL RANGE = 704.50 – 717.85 SQ.FT.

List of unit numbers with this unit plan:

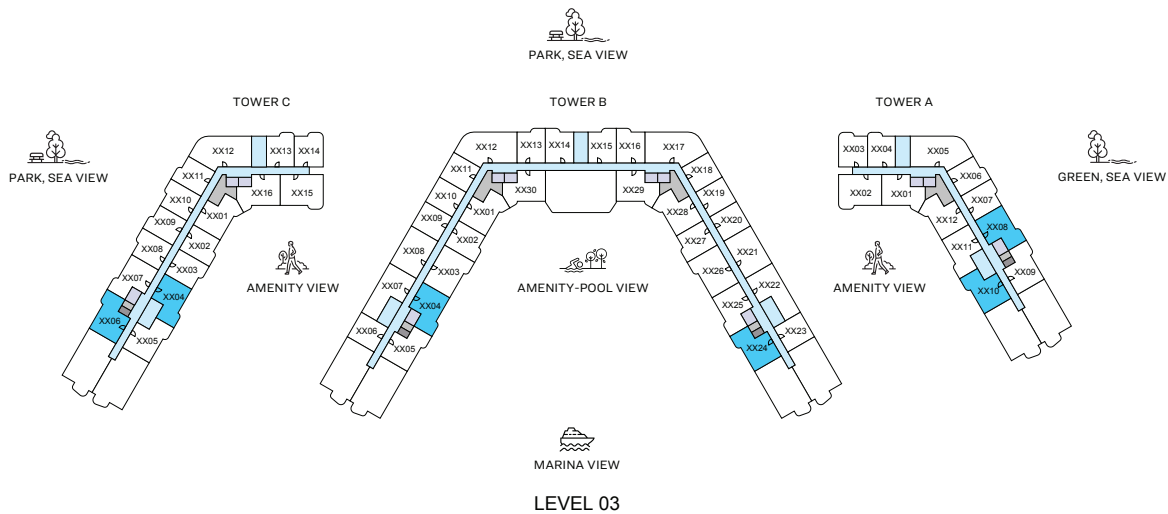
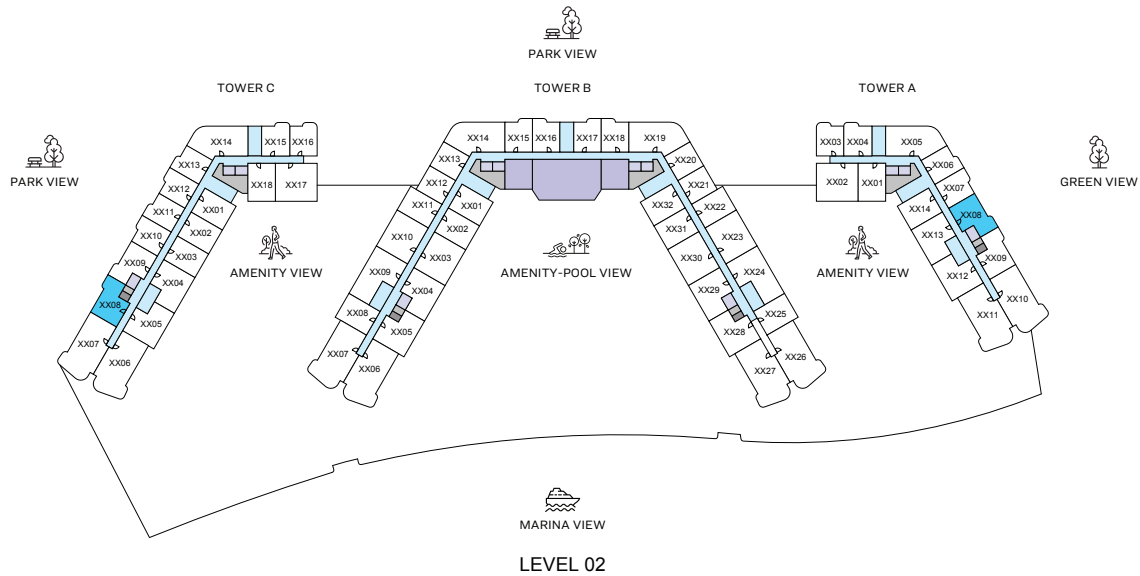
VIEWS

Amenity
A-312, C-316, C-418

Amenity, Marina View
A-414, A-512, C-516, A-614, C-618, A-712, C-716

Amenity, Pool View
B-328

Amenity, Pool Marina View
B-330, B-432, B-436, B-528, B-532, B-632, B-636, B-728,
B-732, B-832, B-836, B-928, B-932



2

BEDROOM
APARTMENT

TYPE B

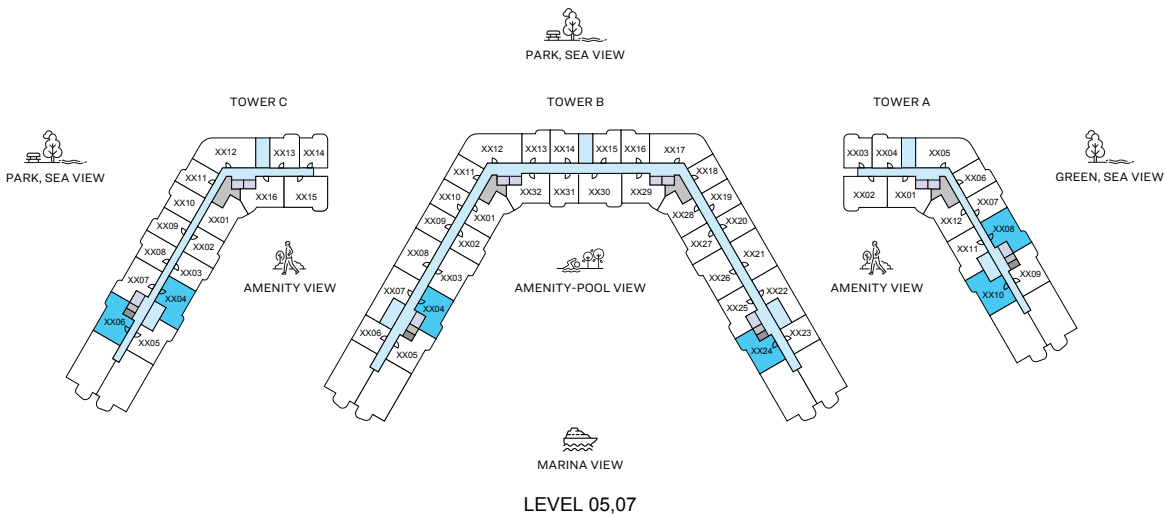
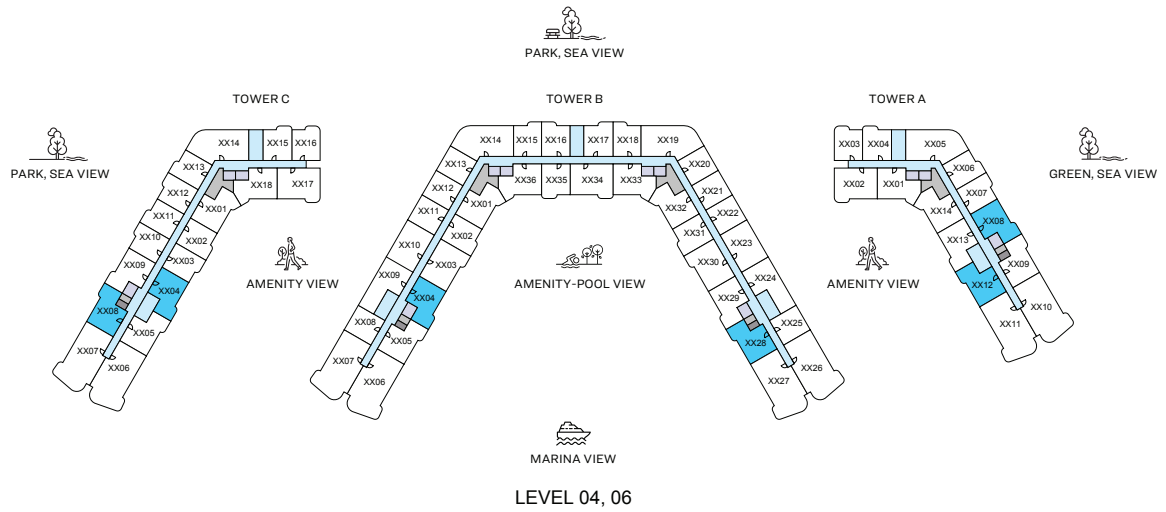
(with balcony)

TOTAL SALEABLE AREA
SUITE RANGE = 603.42 – 608.16 SQ.FT.
BALCONY RANGE = 81.16 – 81.59 SQ.FT.
TOTAL RANGE = 684.58 – 689.32 SQ.FT.

List of unit numbers with this unit plan:

VIEWS

- | | |
|---|--|
| Amenity
A-310 | Green View
A-208 |
| Amenity, Marina View
C-304, A-412, C-404, A-510, C-504, A-612, C-604,
A-710, C-704 | Green, Sea View
A-308, A-408, A-508, A-608, A-708 |
| Amenity, Pool, Marina View
B-304, B-324, B-404, B-428, B-504, B-524, B-604,
B-628, B-704, B-724, B-804, B-828, B-904, B-924 | Park View
C-208 |
| | Park, Sea View
C-306, C-408, C-506, C-608, C-706 |



2

BEDROOM
APARTMENT

TYPE B

(with balcony)

TOTAL SALEABLE AREA
SUITE RANGE = 603.42 – 608.16 SQ.FT.
BALCONY RANGE = 81.16 – 81.59 SQ.FT.
TOTAL RANGE = 684.58 – 689.32 SQ.FT.

List of unit numbers with this unit plan:

VIEWS

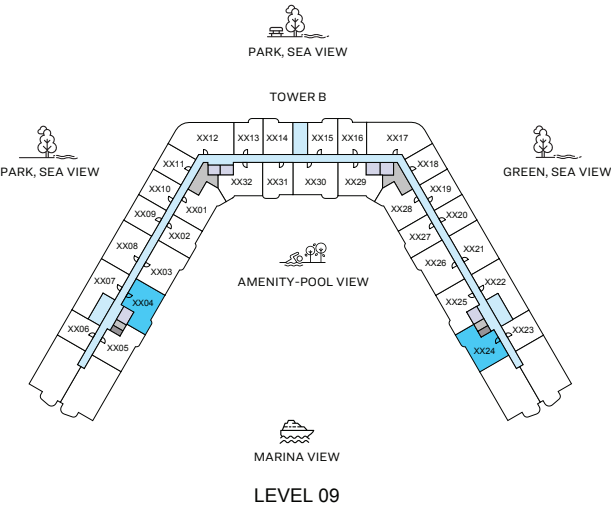
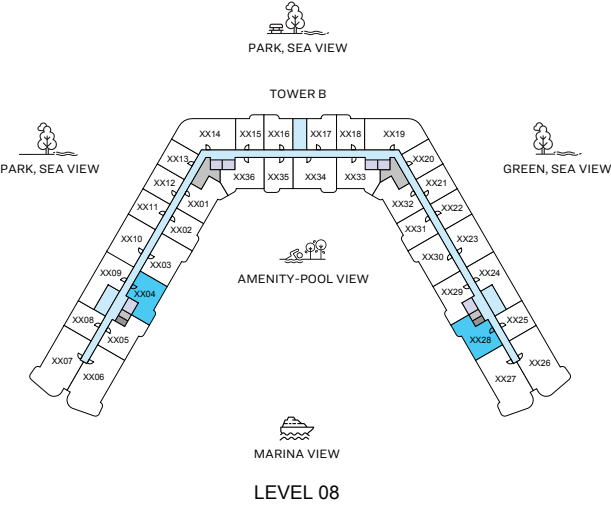
Amenity
A-310

Amenity, Marina View
C-304, A-412, C-404, A-510, C-504, A-612, C-604,
A-710, C-704

Amenity, Pool, Marina View
B-304, B-324, B-404, B-428, B-504, B-524, B-604,
B-628, B-704, B-724, B-804, B-828, B-904, B-924

Green View
A-208

Green, Sea View
A-308, A-408, A-508, A-608, A-708
Park View
C-208
Park, Sea View
C-306, C-408, C-506, C-608, C-706



2

BEDROOM
APARTMENT

TYPE B

(with balcony)

TOTAL SALEABLE AREA
SUITE RANGE = 603.42 – 608.16 SQ.FT.
BALCONY RANGE = 81.16 – 81.59 SQ.FT.
TOTAL RANGE = 684.58 – 689.32 SQ.FT.

List of unit numbers with this unit plan:

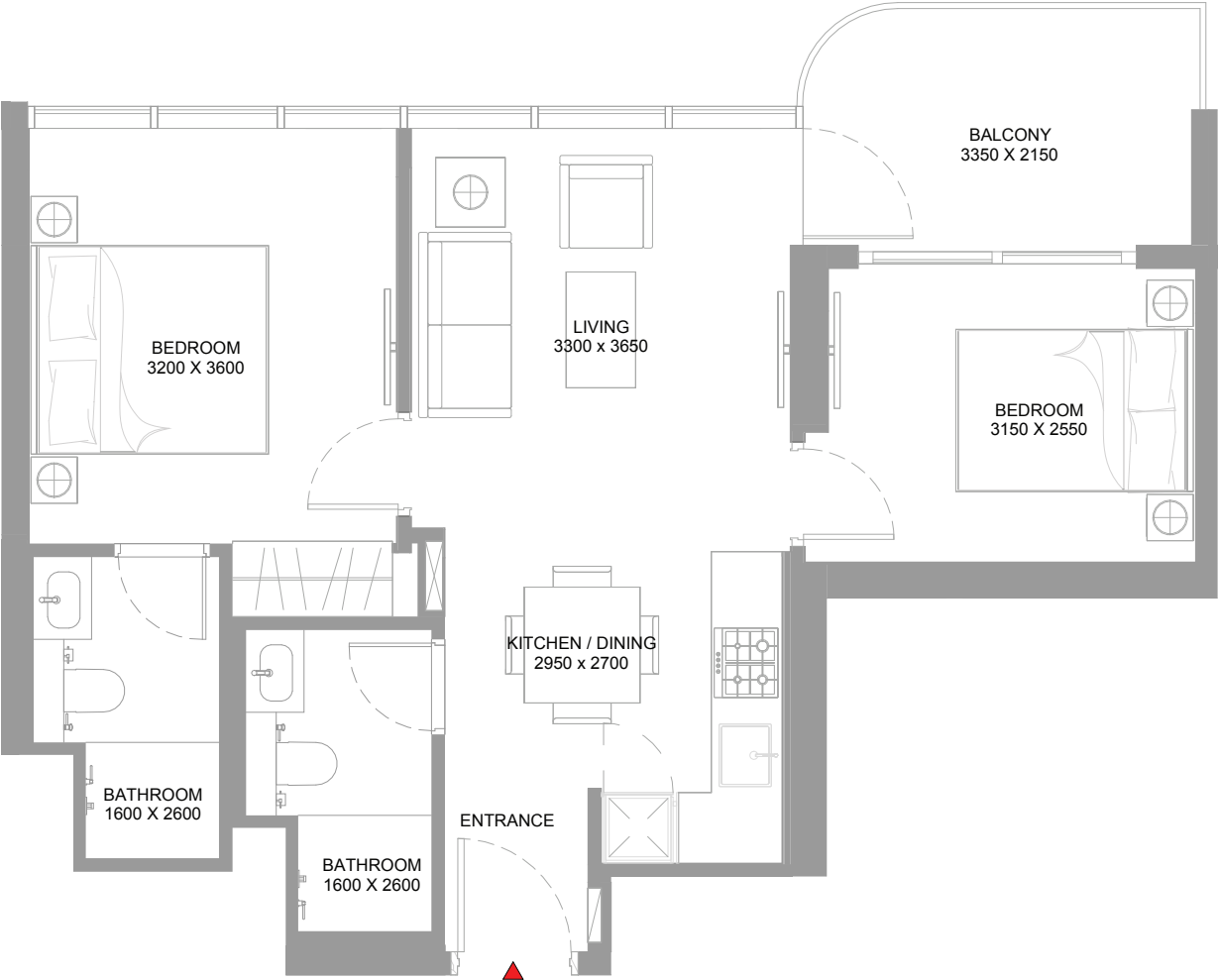
VIEWS

Amenity
A-310

Amenity, Marina View
C-304, A-412, C-404, A-510, C-504, A-612, C-604,
A-710, C-704

Amenity, Pool, Marina View
B-304, B-324, B-404, B-428, B-504, B-524, B-604,
B-628, B-704, B-724, B-804, B-828, B-904, B-924

Green View
A-208
Green, Sea View
A-308, A-408, A-508, A-608, A-708
Park View
C-208
Park, Sea View
C-306, C-408, C-506, C-608, C-706



2
BEDROOM
APARTMENT

TYPE B
(with balcony)

TOTAL SALEABLE AREA
SUITE RANGE = 603.42 – 608.16 SQ.FT.
BALCONY RANGE = 81.16 – 81.59 SQ.FT.
TOTAL RANGE = 684.58 – 689.32 SQ.FT.

List of unit numbers with this unit plan:

VIEWS

Amenity
A-310

Amenity, Marina View
C-304, A-412, C-404, A-510, C-504, A-612, C-604,
A-710, C-704

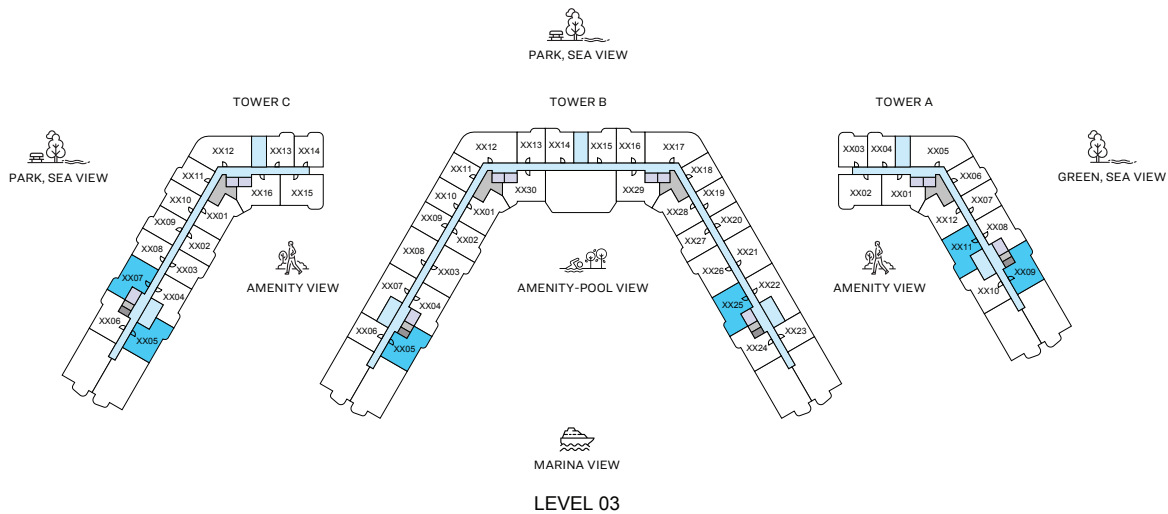
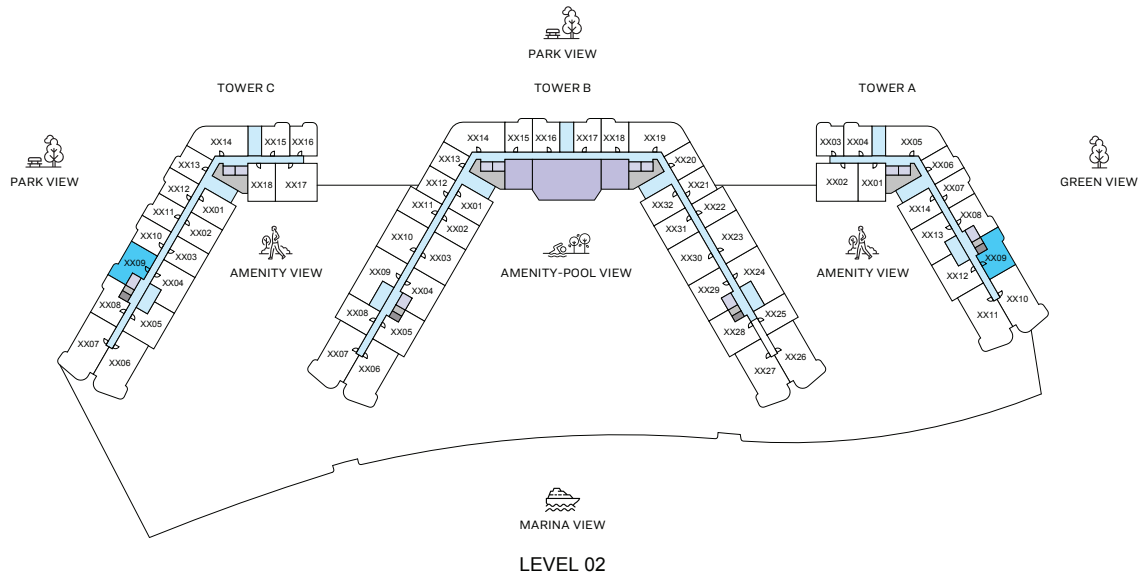
Amenity, Pool, Marina View
B-304, B-324, B-404, B-428, B-504, B-524, B-604,
B-628, B-704, B-724, B-804, B-828, B-904, B-924

Green View
A-208

Green, Sea View
A-308, A-408, A-508, A-608, A-708

Park View
C-208

Park, Sea View
C-306, C-408, C-506, C-608, C-706



2
BEDROOM
APARTMENT

TYPE B
VARIANT 1
(with balcony)

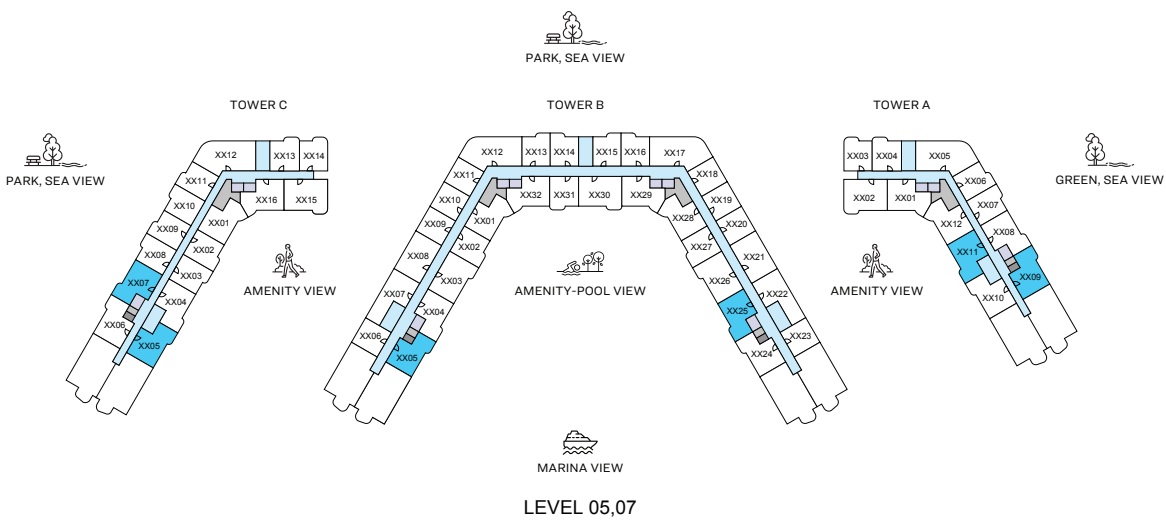
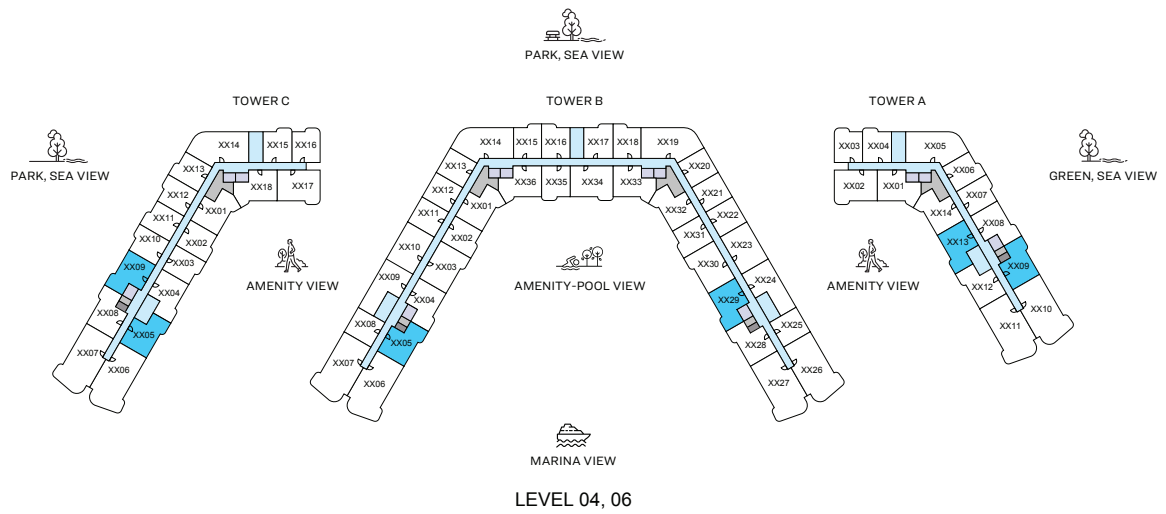
TOTAL SALEABLE AREA
SUITE RANGE = 603.75 – 624.20 SQ.FT.
BALCONY RANGE = 81.05 – 81.59 SQ.FT.
TOTAL RANGE = 685.34 – 705.36 SQ.FT.

List of unit numbers with this unit plan:

VIEWS

- Amenity
A-311
- Amenity, Marina View
C-305, A-413, C-405, A-511, C-505, A-613, C-605,
A-711, C-705
- Amenity, Pool, Marina View
B-305, B-325, B-405, B-429, B-505, B-525, B-605,
B-629, B-705, B-725, B-805, B-829, B-905, B-925

- Green View
A-209
- Green, Sea View
A-309, A-409, A-509, A-609, A-709
- Park View
C-209
- Park, Sea View
C-307, C-409, C-507, C-609, C-707



2

BEDROOM
APARTMENT

TYPE B VARIANT 1 (with balcony)

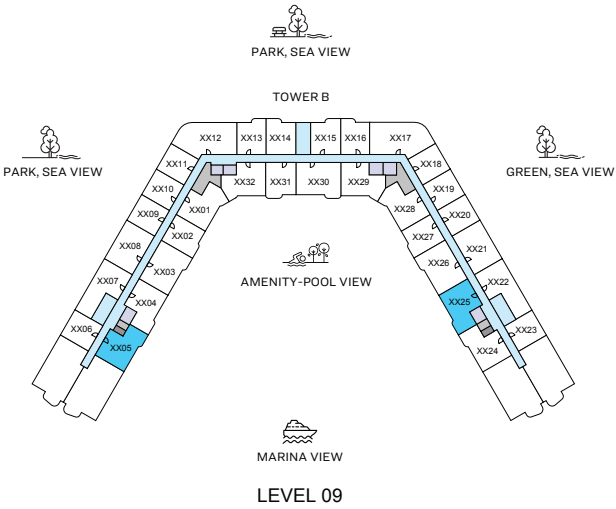
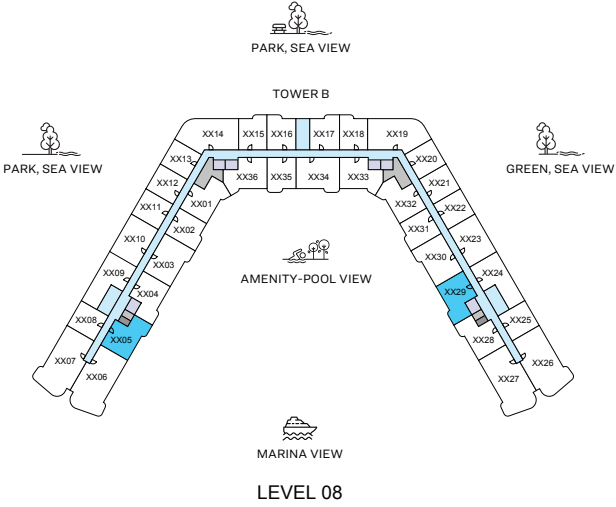
TOTAL SALEABLE AREA
SUITE RANGE = 603.75 – 624.20 SQ.FT.
BALCONY RANGE = 81.05 – 81.59 SQ.FT.
TOTAL RANGE = 685.34 – 705.36 SQ.FT.

List of unit numbers with this unit plan:

VIEWS

- Amenity
A-311
- Amenity, Marina View
C-305, A-413, C-405, A-511, C-505, A-613, C-605,
A-711, C-705
- Amenity, Pool, Marina View
B-305, B-325, B-405, B-429, B-505, B-525, B-605,
B-629, B-705, B-725, B-805, B-829, B-905, B-925

- Green View
A-209
- Green, Sea View
A-309, A-409, A-509, A-609, A-709
- Park View
C-209
- Park, Sea View
C-307, C-409, C-507, C-609, C-707



2
BEDROOM
APARTMENT

TYPE B
VARIANT 1
(with balcony)

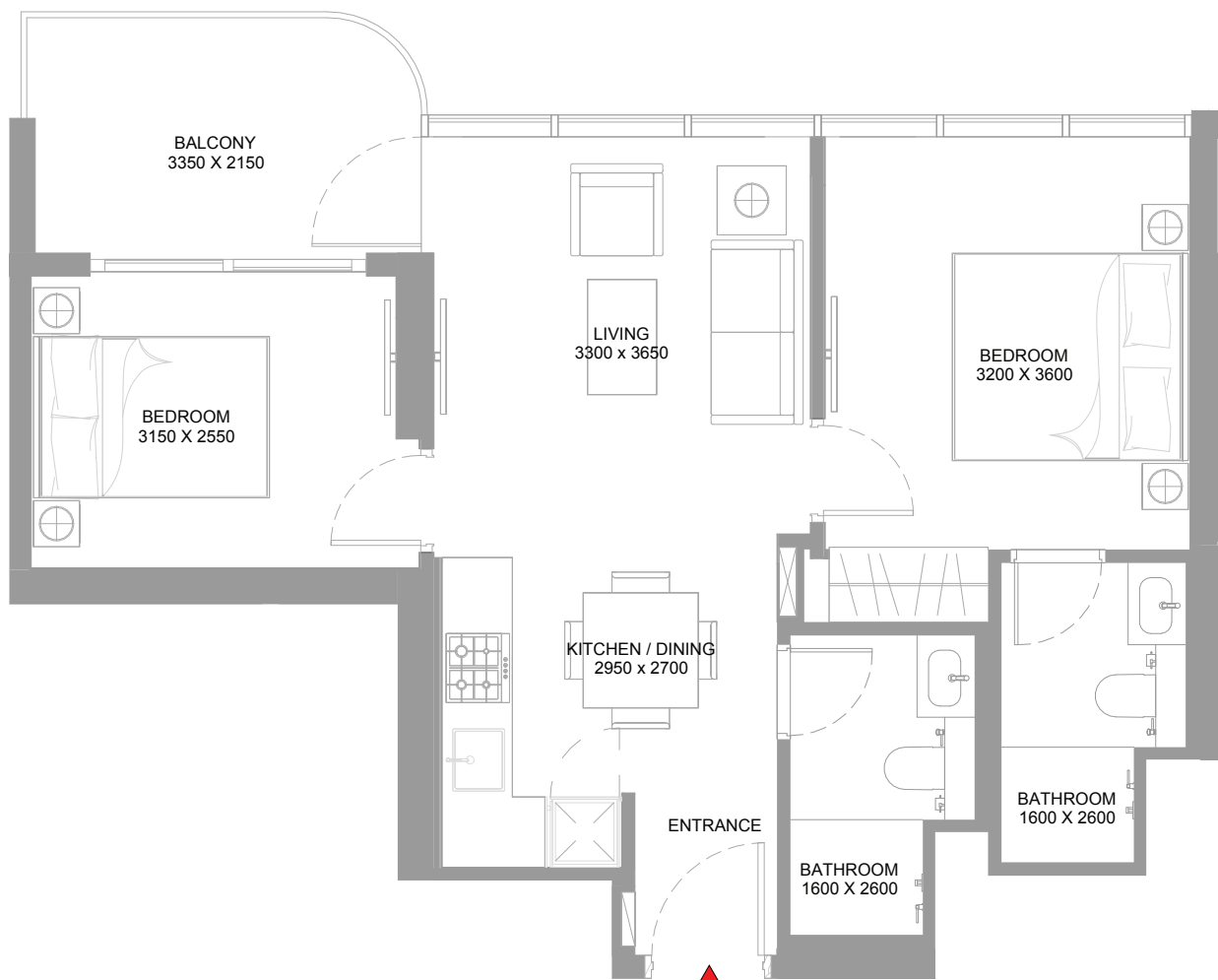
TOTAL SALEABLE AREA
SUITE RANGE = 603.75 – 624.20 SQ.FT.
BALCONY RANGE = 81.05 – 81.59 SQ.FT.
TOTAL RANGE = 685.34 – 705.36 SQ.FT.

List of unit numbers with this unit plan:

VEWS

- Amenity
A-311
- Amenity, Marina View
C-305, A-413, C-405, A-511, C-505, A-613, C-605,
A-711, C-705
- Amenity, Pool, Marina View
B-305, B-325, B-405, B-429, B-505, B-525, B-605,
B-629, B-705, B-725, B-805, B-829, B-905, B-925

- Green View
A-209
- Green, Sea View
A-309, A-409, A-509, A-609, A-709
- Park View
C-209
- Park, Sea View
C-307, C-409, C-507, C-609, C-707



2
BEDROOM
APARTMENT

TYPE B
VARIANT 1
(with balcony)

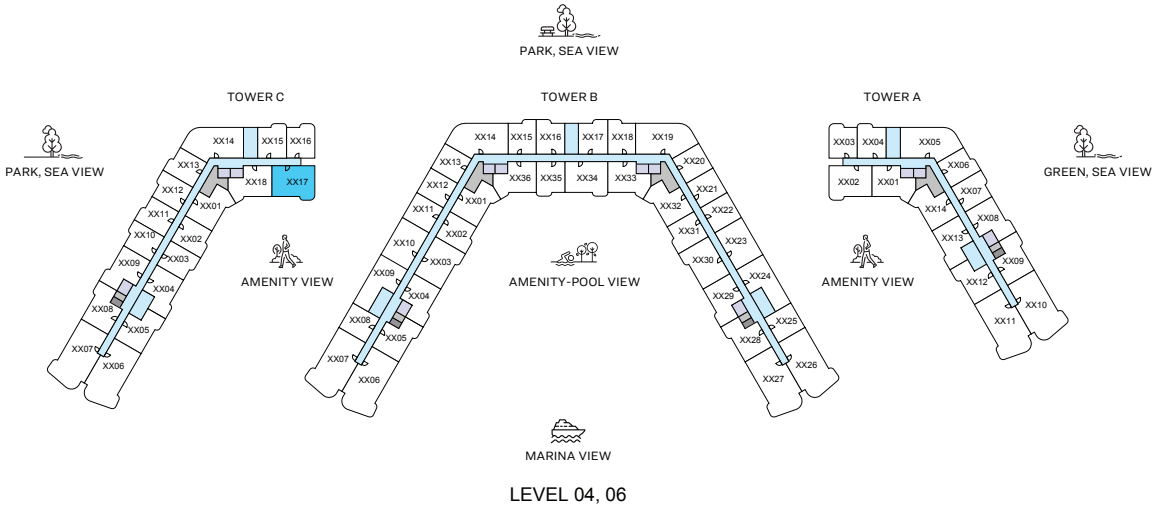
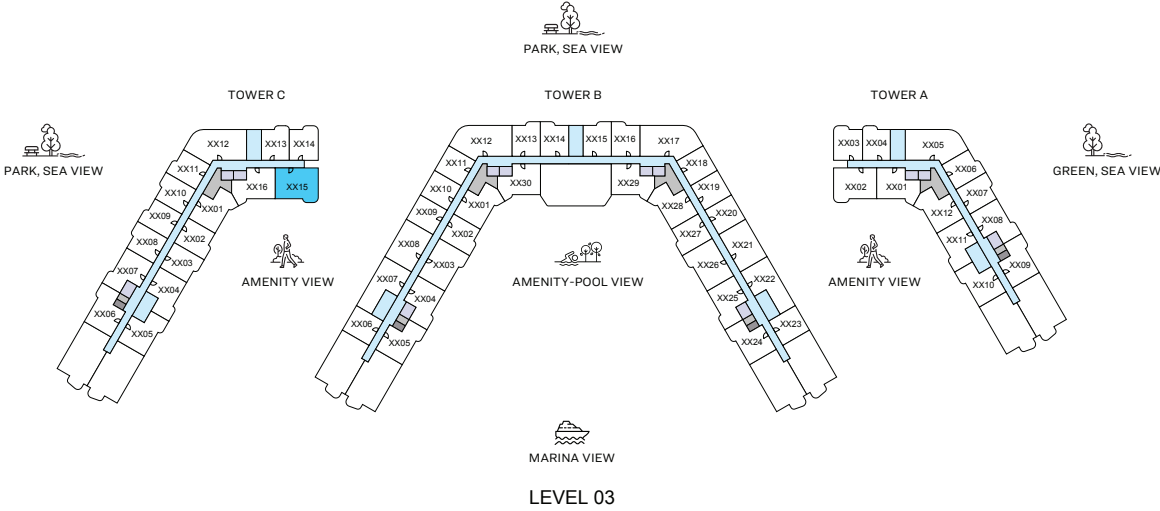
TOTAL SALEABLE AREA
SUITE RANGE = 603.75 – 624.20 SQ.FT.
BALCONY RANGE = 81.05 – 81.59 SQ.FT.
TOTAL RANGE = 685.34 – 705.36 SQ.FT.

List of unit numbers with this unit plan:

VIEWS

Amenity
A-311
Amenity, Marina View
C-305, A-413, C-405, A-511, C-505, A-613, C-605,
A-711, C-705
Amenity, Pool, Marina View
B-305, B-325, B-405, B-429, B-505, B-525, B-605,
B-629, B-705, B-725, B-805, B-829, B-905, B-925

Green View
A-209
Green, Sea View
A-309, A-409, A-509, A-609, A-709
Park View
C-209
Park, Sea View
C-307, C-409, C-507, C-609, C-707



2
BEDROOM
APARTMENT

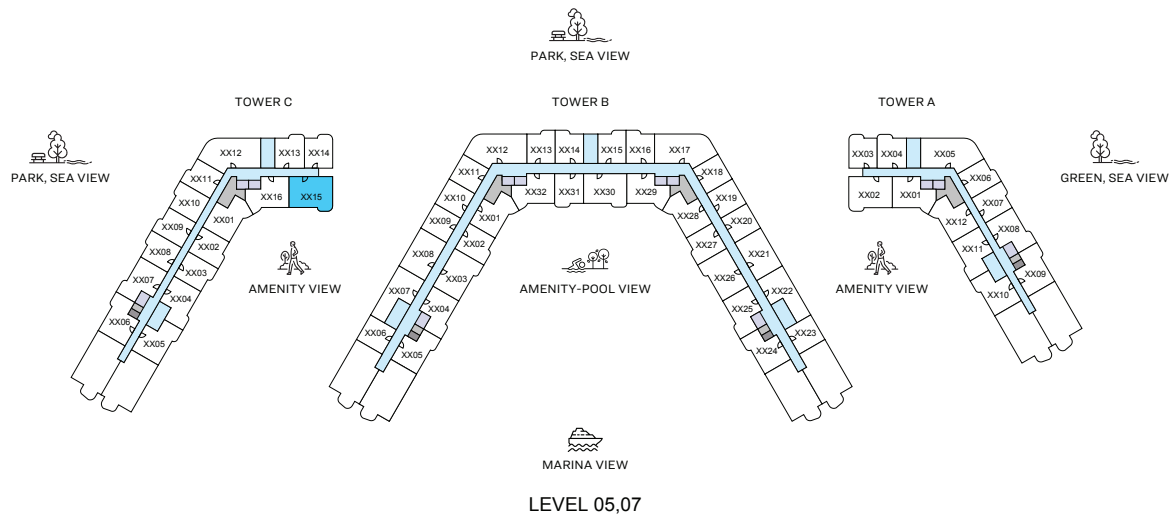
TYPE C
(with balcony)

TOTAL SALEABLE AREA
SUITE = 727.64 SQ.FT.
BALCONY = 80.73 SQ.FT.
TOTAL RANGE = 808.37 SQ.FT.

List of unit numbers with this unit plan:

VIEWS

- Amenity
C-315, C-417
- Amenity, Marina View
C-515, C-617, C-715



2
BEDROOM
APARTMENT

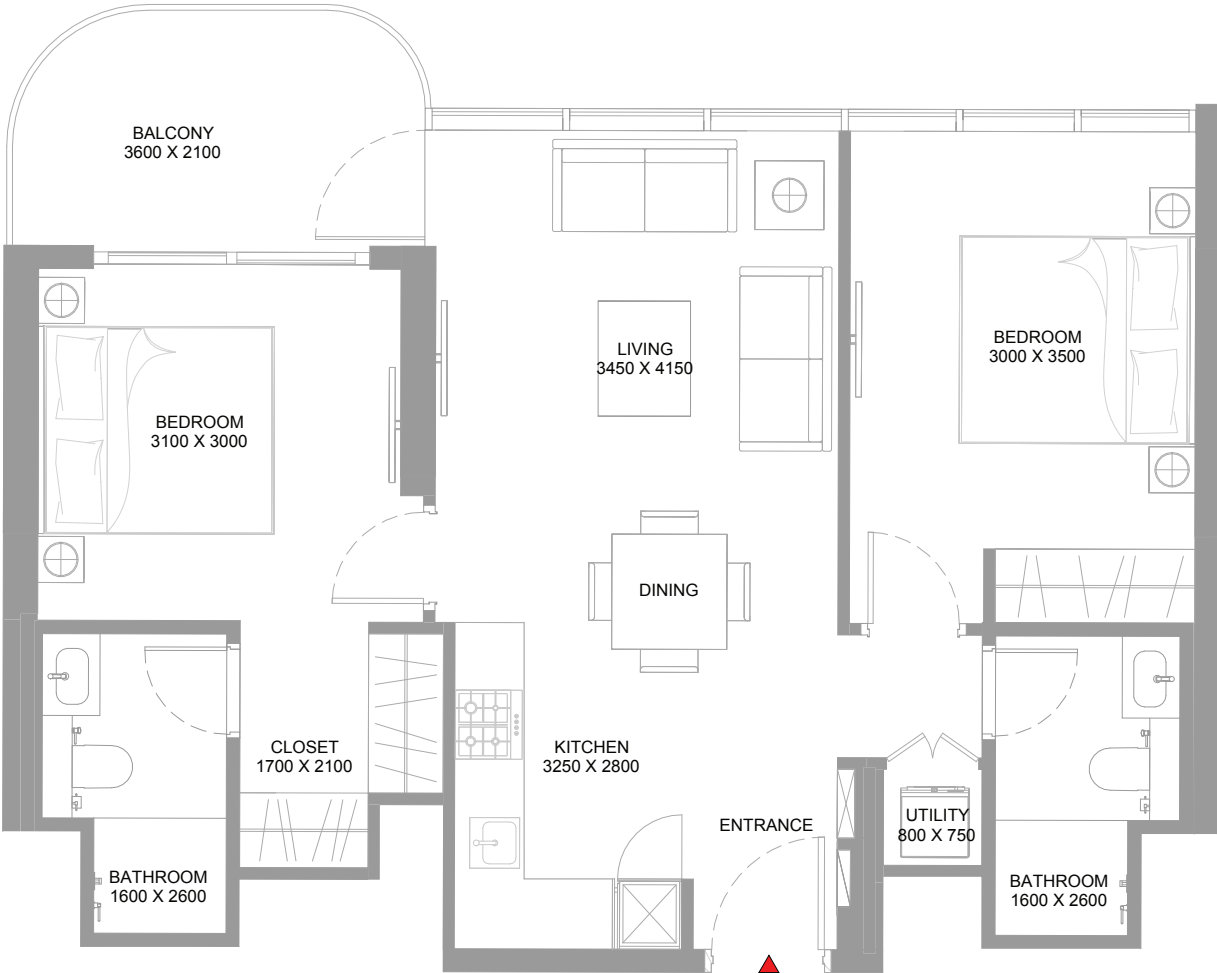
TYPE C
(with balcony)

TOTAL SALEABLE AREA
SUITE = 727.64 SQ.FT.
BALCONY = 80.73 SQ.FT.
TOTAL RANGE = 808.37 SQ.FT.

List of unit numbers with this unit plan:

VIEWS

- Amenity
C-315, C-417
- Amenity, Marina View
C-515, C-617, C-715



2

BEDROOM
APARTMENT

TYPE C

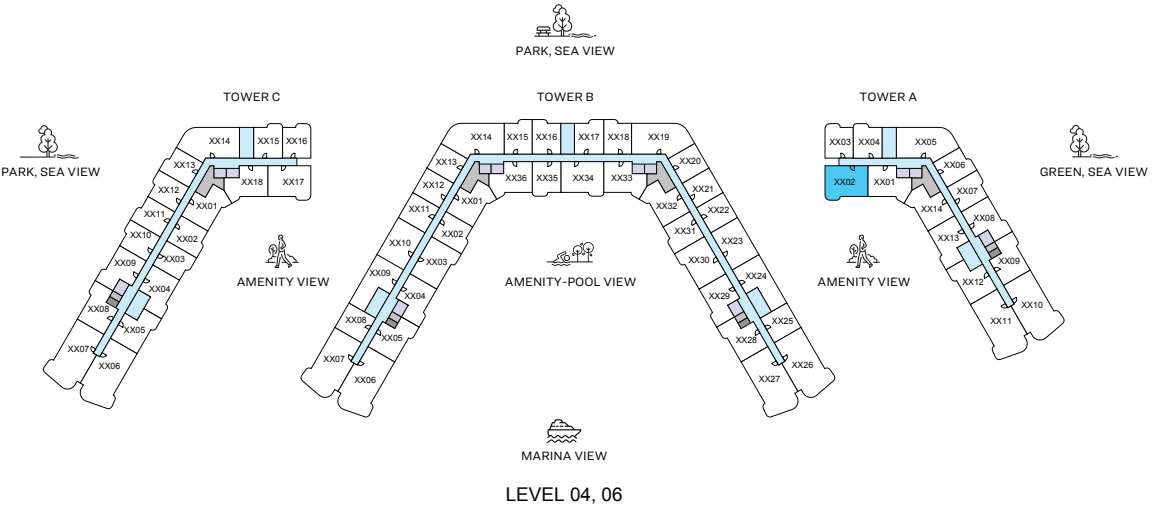
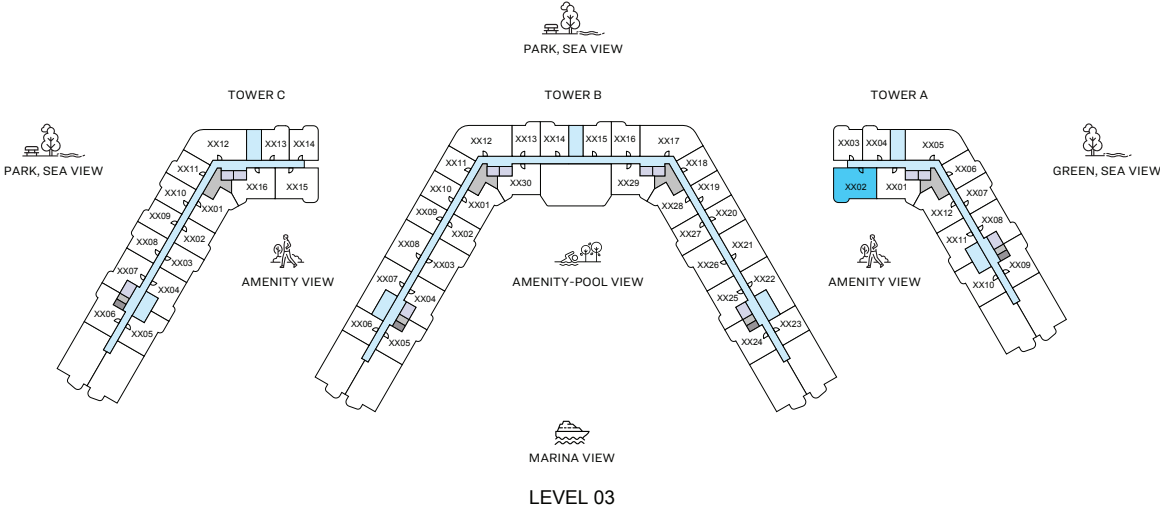
(with balcony)

TOTAL SALEABLE AREA
SUITE = 727.64 SQ.FT.
BALCONY = 80.73 SQ.FT.
TOTAL RANGE = 808.37 SQ.FT.

List of unit numbers with this unit plan:

VIEWS

- Amenity
C-315, C-417
- Amenity, Marina View
C-515, C-617, C-715



2
BEDROOM
APARTMENT

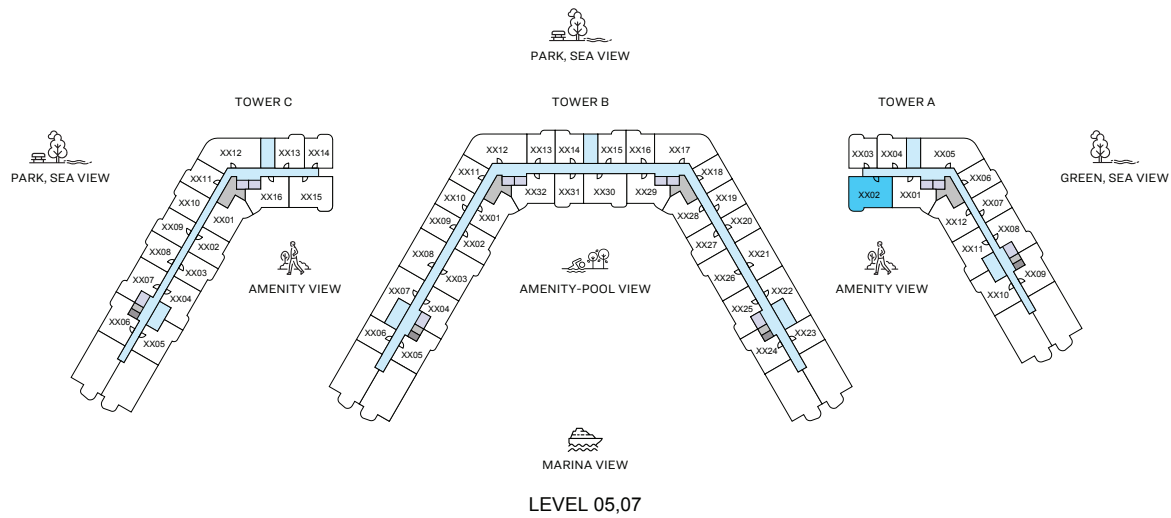
TYPE C
VARIANT 1
(with balcony)

TOTAL SALEABLE AREA
SUITE = 727.64 SQ.FT.
BALCONY = 80.73 SQ.FT.
TOTAL = 808.37 SQ.FT.

List of unit numbers with this unit plan:

VIEWS

- Amenity
A-302
- Amenity, Marina View
A-402, A-502, A-602, A-702



2
BEDROOM
APARTMENT

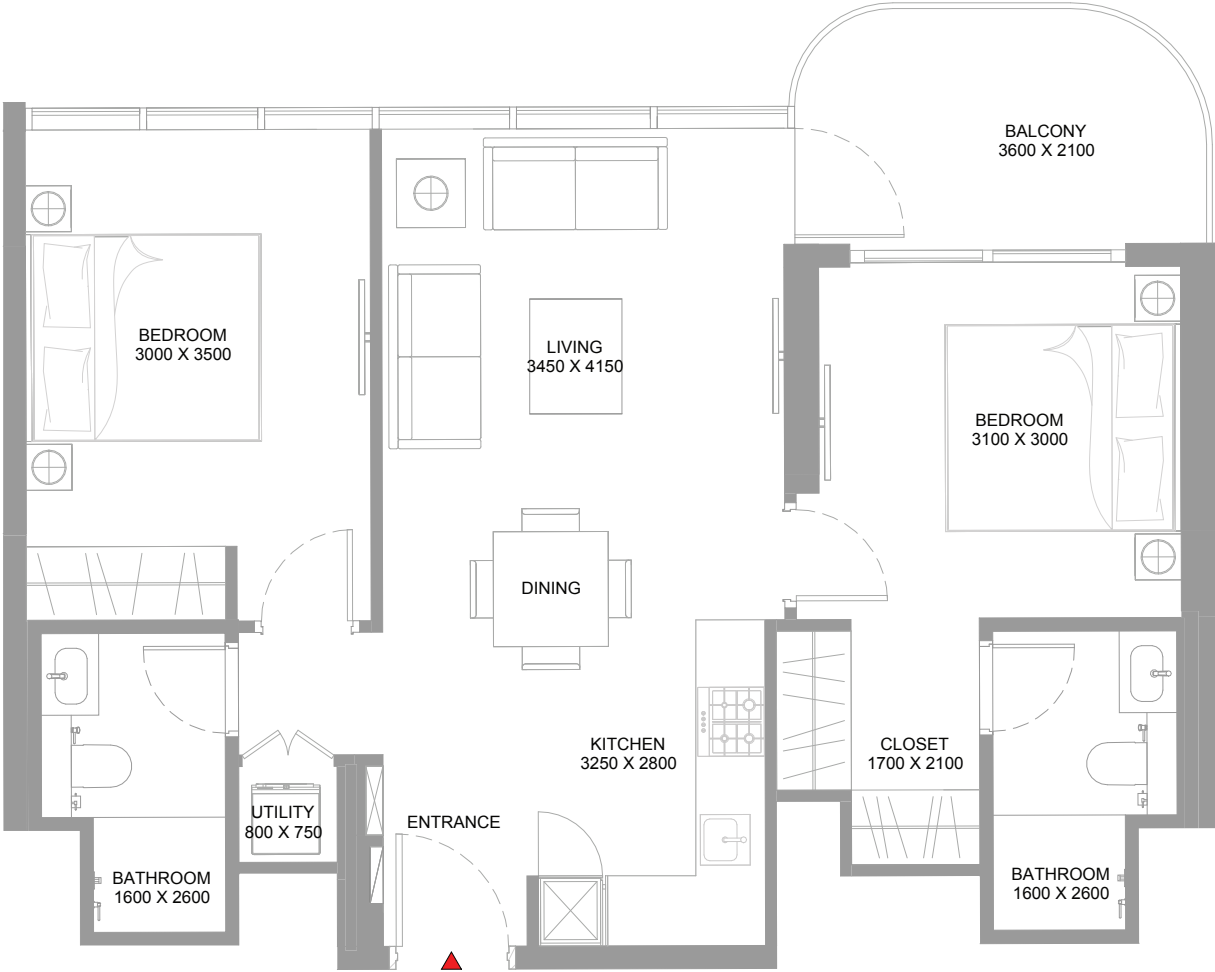
TYPE C
VARIANT 1
(with balcony)

TOTAL SALEABLE AREA
SUITE = 727.64 SQ.FT.
BALCONY = 80.73 SQ.FT.
TOTAL = 808.37 SQ.FT.

List of unit numbers with this unit plan:

VIEWS

- Amenity
A-302
- Amenity, Marina View
A-402, A-502, A-602, A-702



2
BEDROOM
APARTMENT

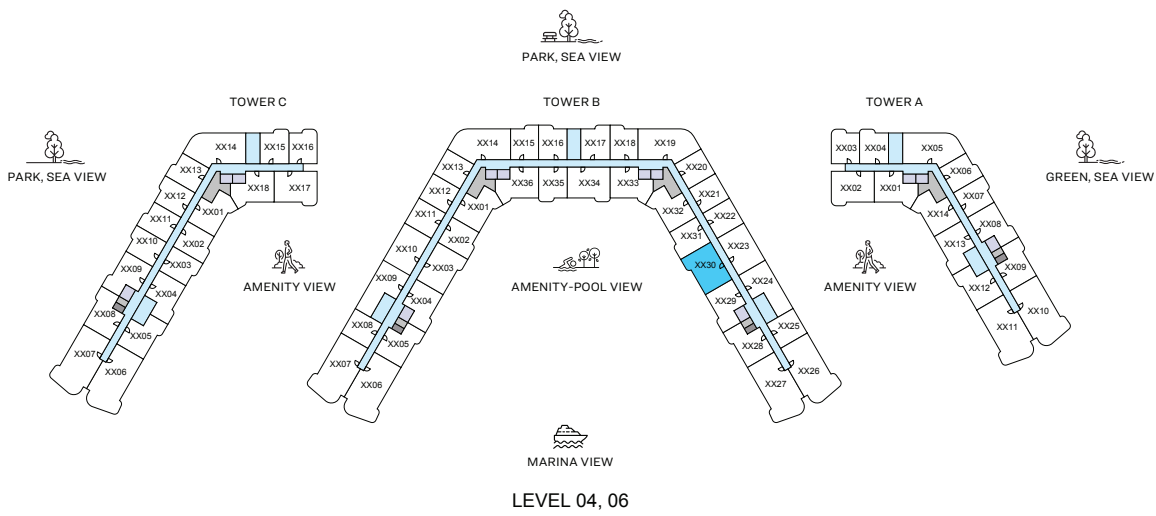
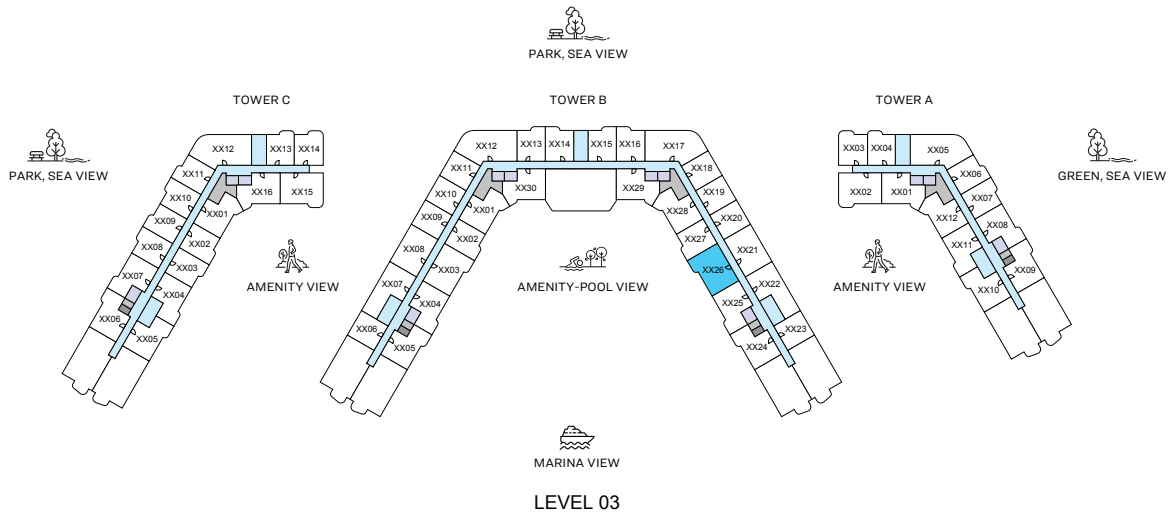
TYPE C
VARIANT 1
(with balcony)

TOTAL SALEABLE AREA
SUITE = 727.64 SQ.FT.
BALCONY = 80.73 SQ.FT.
TOTAL = 808.37 SQ.FT.

List of unit numbers with this unit plan:

VIEWS

Amenity
A-302
Amenity, Marina View
A-402, A-502, A-602, A-702



2
BEDROOM
APARTMENT

TYPE D

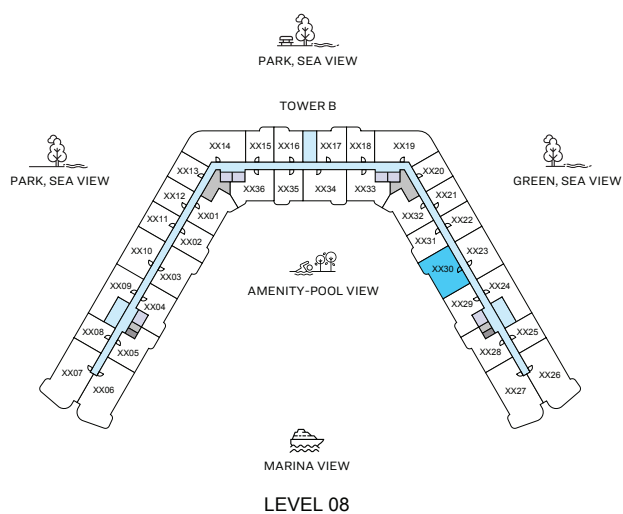
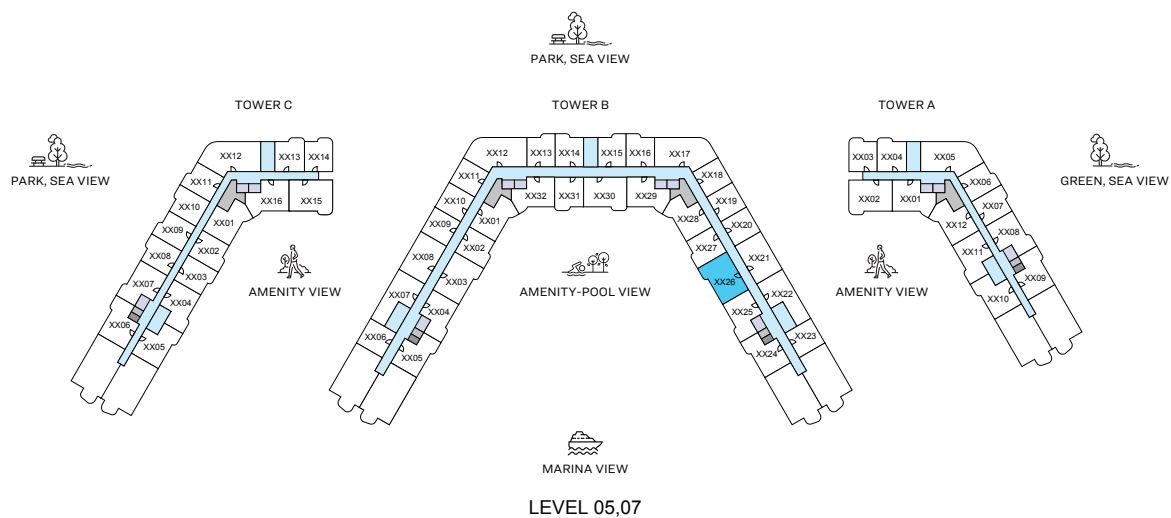
(with balcony)

TOTAL SALEABLE AREA
SUITE = 727.75 SQ.FT.
BALCONY = 81.05 SQ.FT.
TOTAL RANGE = 808.80 SQ.FT.

List of unit numbers with this unit plan:

VIEWS

Amenity, Pool, Marina View
B-326, B-430, B-526, B-630, B-726, B-830, B-926



2 BEDROOM APARTMENT

TYPE D
(with balcony)

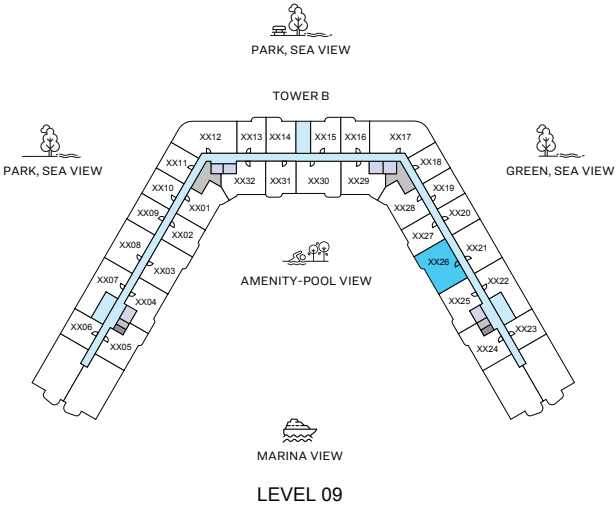
(with balcony)

TOTAL SALEABLE AREA
SUITE = 727.75 SQ.FT.
BALCONY = 81.05 SQ.FT.
TOTAL RANGE = 808.80 SQ.FT.

List of unit numbers with this unit plan:

VIEWS

Amenity, Pool, Marina View
B-326, B-430, B-526, B-630, B-726, B-830, B-926



2
BEDROOM
APARTMENT

TYPE D
(with balcony)

TOTAL SALEABLE AREA
SUITE = 727.75 SQ.FT.
BALCONY = 81.05 SQ.FT.
TOTAL RANGE = 808.80 SQ.FT.

List of unit numbers with this unit plan:

VIEWS

Amenity, Pool, Marina View
B-326, B-430, B-526, B-630, B-726, B-830, B-926



2

BEDROOM
APARTMENT

TYPE D

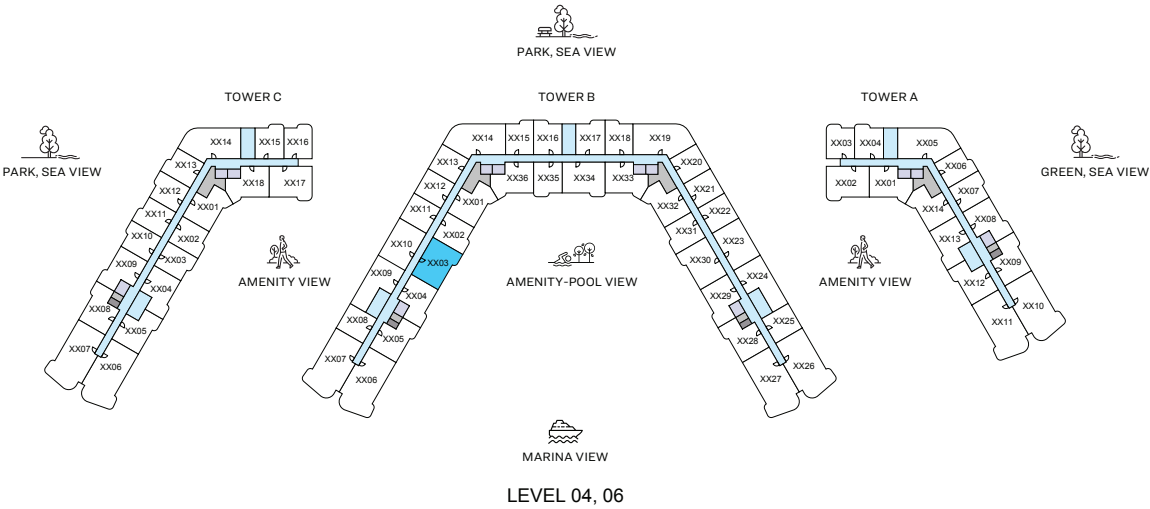
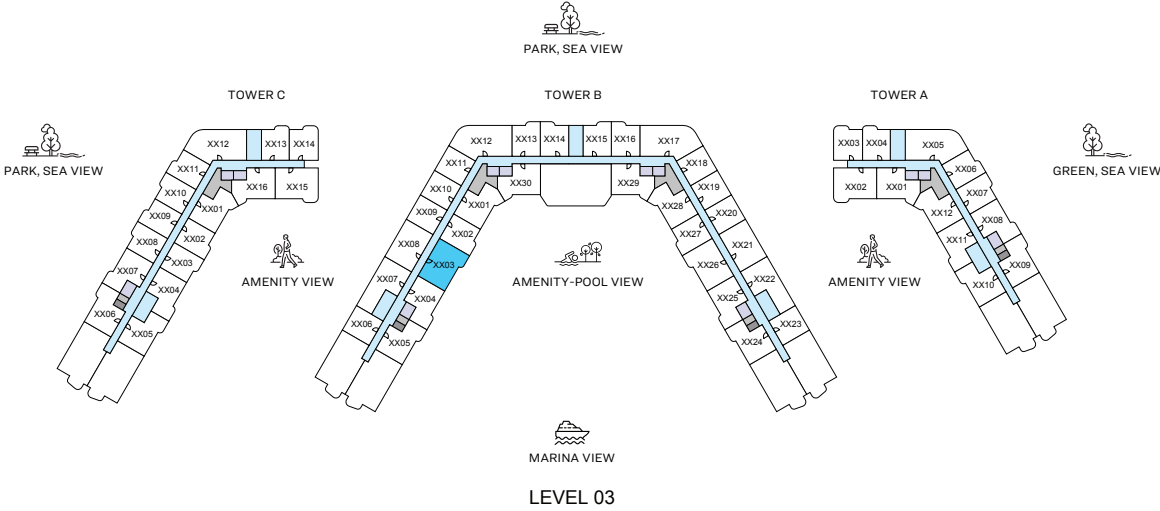
(with balcony)

TOTAL SALEABLE AREA
SUITE = 727.75 SQ.FT.
BALCONY = 81.05 SQ.FT.
TOTAL RANGE = 808.80 SQ.FT.

List of unit numbers with this unit plan:

VIEWS

Amenity, Pool, Marina View
B-326, B-430, B-526, B-630, B-726, B-830, B-926



2
BEDROOM
APARTMENT

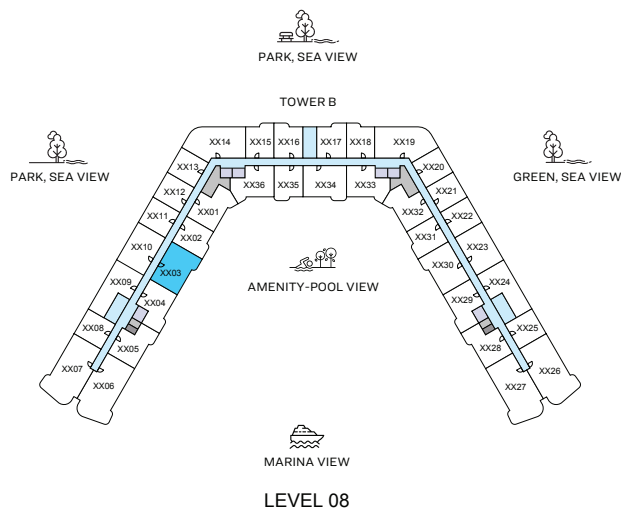
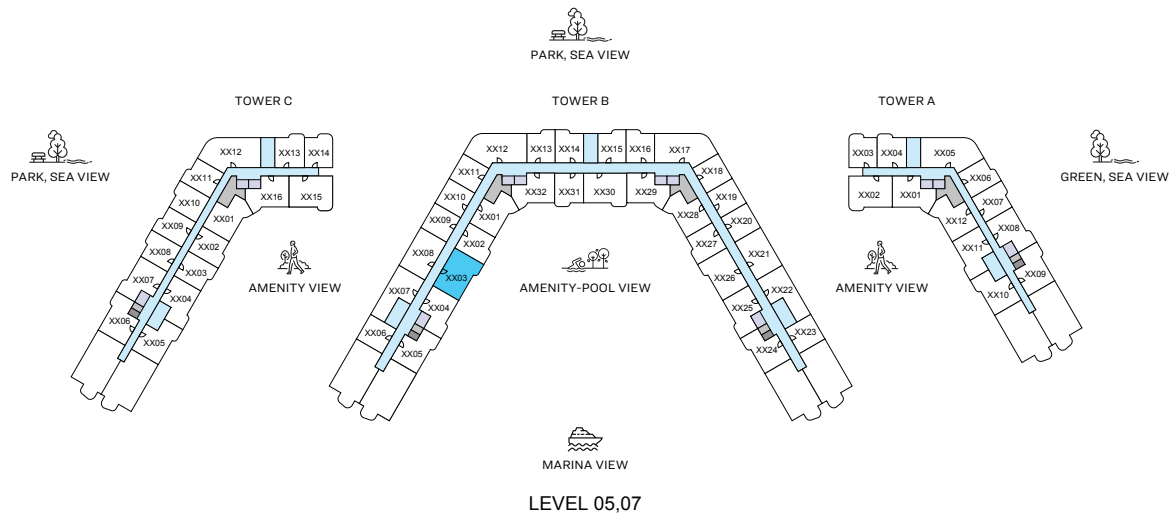
TYPE D
VARIANT 1
(with balcony)

TOTAL SALEABLE AREA
SUITE RANGE = 725.38 – 727.75 SQ.FT.
BALCONY = 81.05 SQ.FT.
TOTAL RANGE = 806.43 – 808.80 SQ.FT.

List of unit numbers with this unit plan:

VIEWS

Amenity, Pool, Marina View
B-303, B-403, B-503, B-603, B-703, B-803, B-903



2

BEDROOM
APARTMENT

TYPE D VARIANT 1

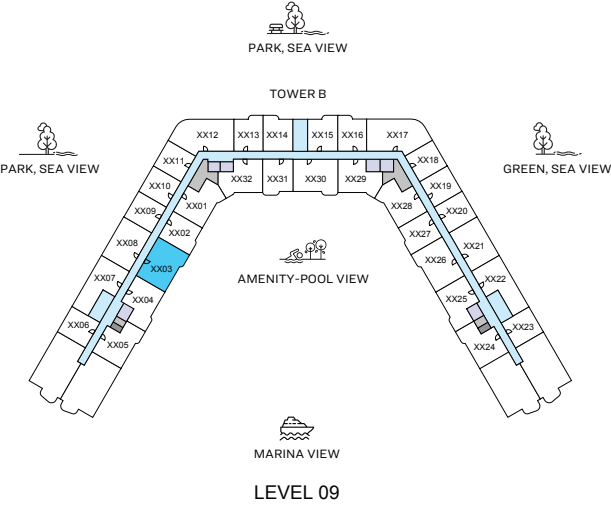
(with balcony)

TOTAL SALEABLE AREA
SUITE RANGE = 725.38 – 727.75 SQ.FT.
BALCONY = 81.05 SQ.FT.
TOTAL RANGE = 806.43 - 808.80 SQ.FT.

List of unit numbers with this unit plan:

VIEWS

Amenity, Pool, Marina View
B-303, B-403, B-503, B-603, B-703, B-803, B-903



2
BEDROOM
APARTMENT

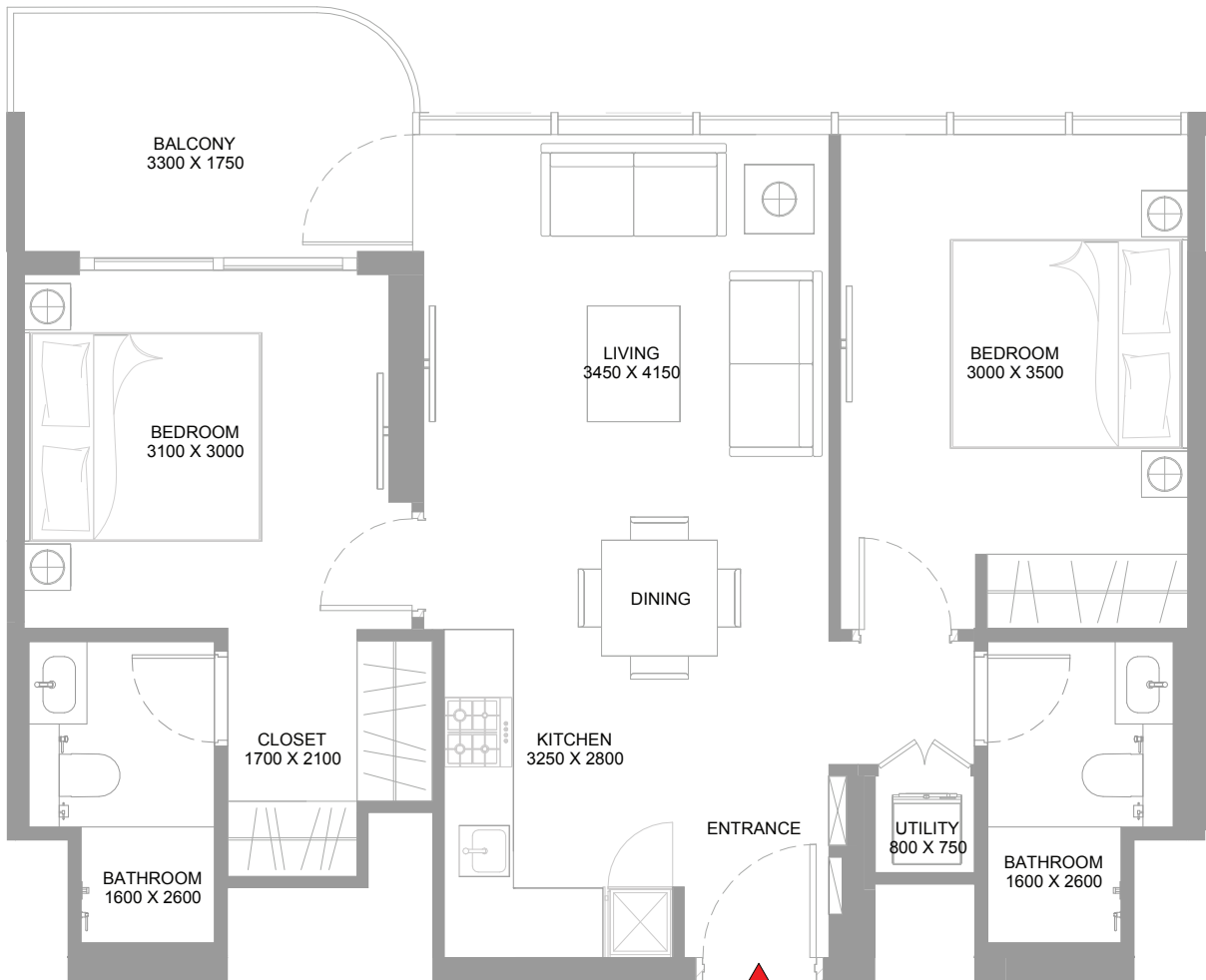
TYPE D
VARIANT 1
(with balcony)

TOTAL SALEABLE AREA
SUITE RANGE = 725.38 – 727.75 SQ.FT.
BALCONY = 81.05 SQ.FT.
TOTAL RANGE = 806.43 - 808.80 SQ.FT.

List of unit numbers with this unit plan:

VIEWS

Amenity, Pool, Marina View
B-303, B-403, B-503, B-603, B-703, B-803, B-903



2

BEDROOM
APARTMENT

TYPE D VARIANT 1

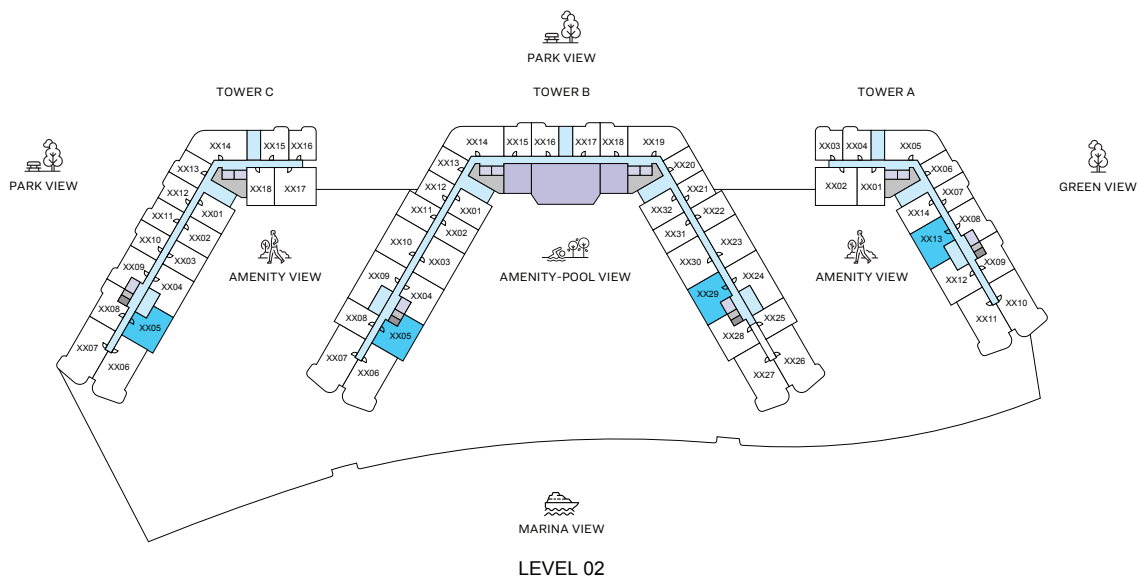
(with balcony)

TOTAL SALEABLE AREA
SUITE RANGE = 725.38 – 727.75 SQ.FT.
BALCONY = 81.05 SQ.FT.
TOTAL RANGE = 806.43 – 808.80 SQ.FT.

List of unit numbers with this unit plan:

VIEWS

Amenity, Pool, Marina View
B-303, B-403, B-503, B-603, B-703, B-803, B-903



2

BEDROOM
APARTMENT

TYPE E

(with yard)

TOTAL SALEABLE AREA
SUITE RANGE = 651.32 – 651.43 SQ.FT.
YARD RANGE = 172.76 – 174.27 SQ.FT.
TOTAL RANGE = 824.19 – 825.59 SQ.FT.

List of unit numbers with this unit plan:

VIEWS

- Amenity
A-213, C-205
- Amenity, Pool View
B-205, B-229



2

BEDROOM
APARTMENT

TYPE E

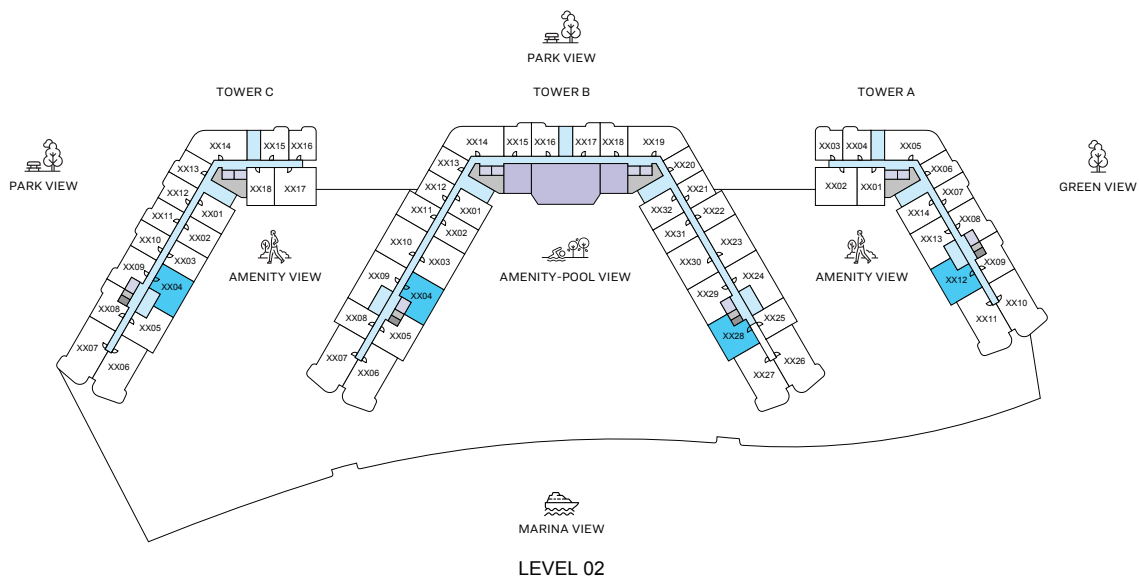
(with yard)

TOTAL SALEABLE AREA
SUITE RANGE = 651.32 – 651.43 SQ.FT.
YARD RANGE = 172.76 – 174.27 SQ.FT.
TOTAL RANGE = 824.19 – 825.59 SQ.FT.

List of unit numbers with this unit plan:

VIEWS

- Amenity
A-213, C-205
- Amenity, Pool View
B-205, B-229



2

BEDROOM
APARTMENT

TYPE E VARIANT 1

(with yard)

TOTAL SALEABLE AREA
SUITE RANGE = 647.88 – 652.83 SQ.FT.
BALCONY RANGE = 172.76 – 175.56 SQ.FT.
TOTAL RANGE = 823.44 – 825.81 SQ.FT.

List of unit numbers with this unit plan:

VIEWS

- Amenity
A-212, C-204
- Amenity, Pool View
B-204, B-228



2
BEDROOM
APARTMENT

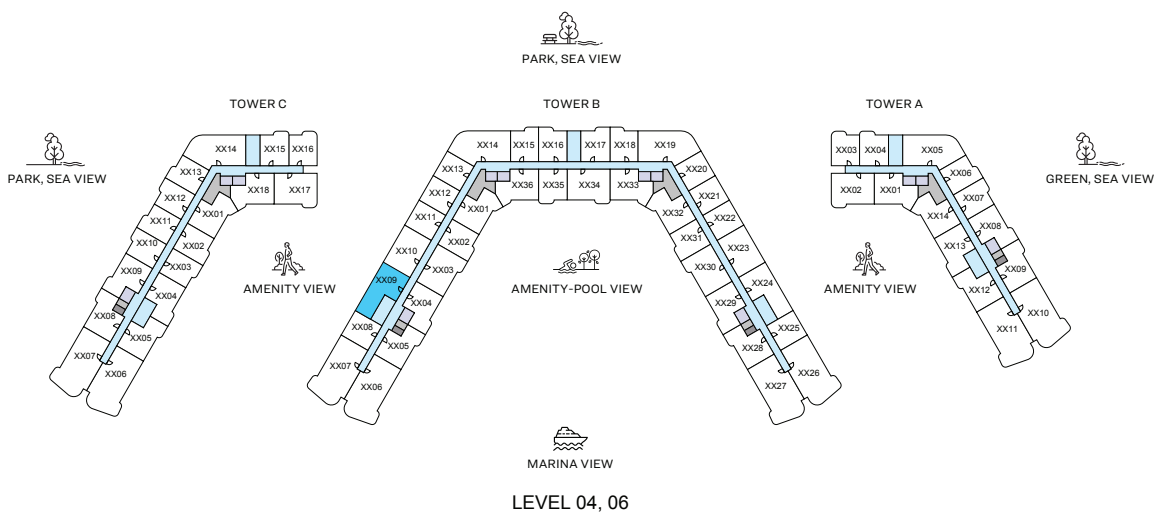
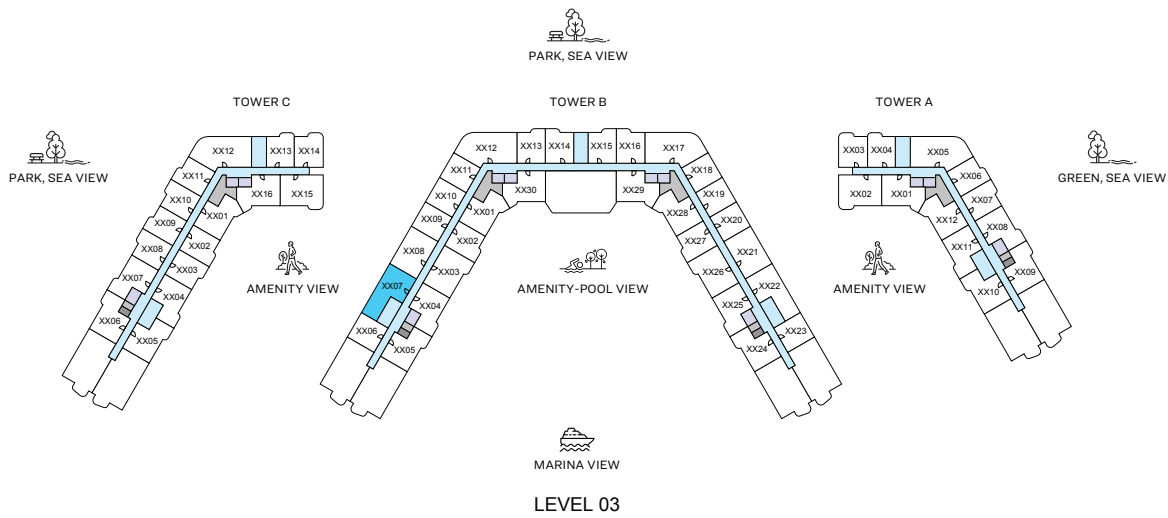
TYPE E
VARIANT 1
(with yard)

TOTAL SALEABLE AREA
SUITE RANGE = 647.88 – 652.83 SQ.FT.
BALCONY RANGE = 172.76 – 175.56 SQ.FT.
TOTAL RANGE = 823.44 – 825.81 SQ.FT.

List of unit numbers with this unit plan:

VIEWS

- Amenity
A-212, C-204
- Amenity, Pool View
B-204, B-228



2
BEDROOM
APARTMENT

TYPE F

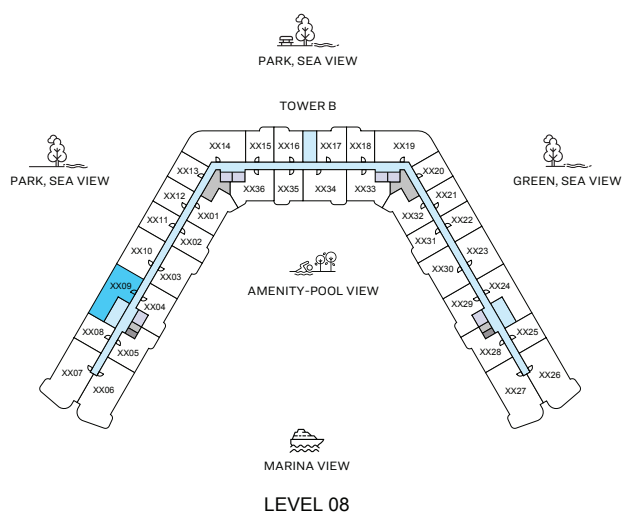
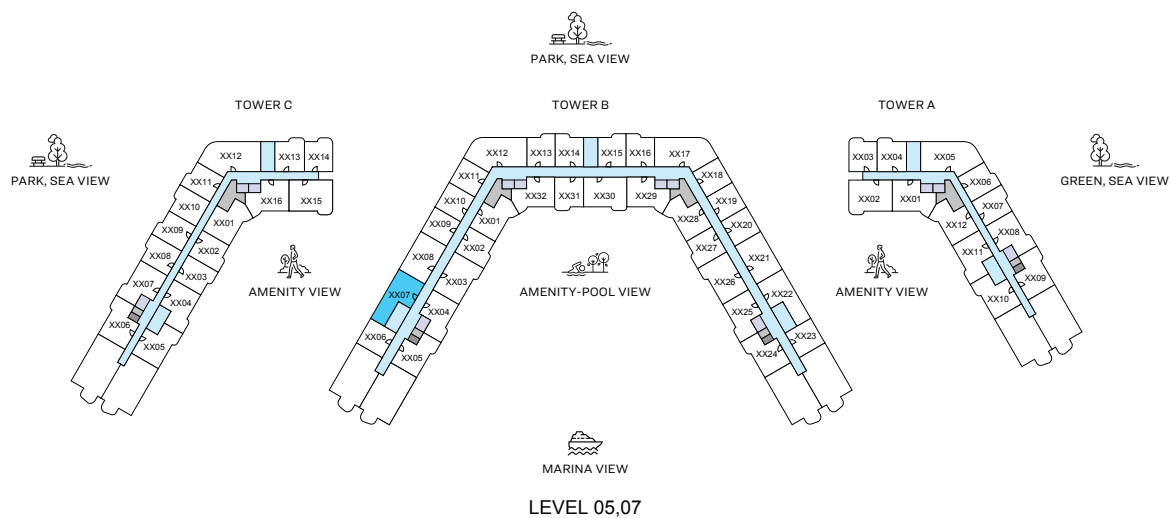
(with balcony)

TOTAL SALEABLE AREA
SUITE = 800.51 SQ.FT.
BALCONY = 45.10 SQ.FT.
TOTAL = 845.61 SQ.FT.

List of unit numbers with this unit plan:

VIEWS

Amenity
B-307, B-409, B-507, B-609, B-707, B-809
Park, Sea View
B-907



2 BEDROOM APARTMENT

TYPE F
(with balcony)

(with balcony)

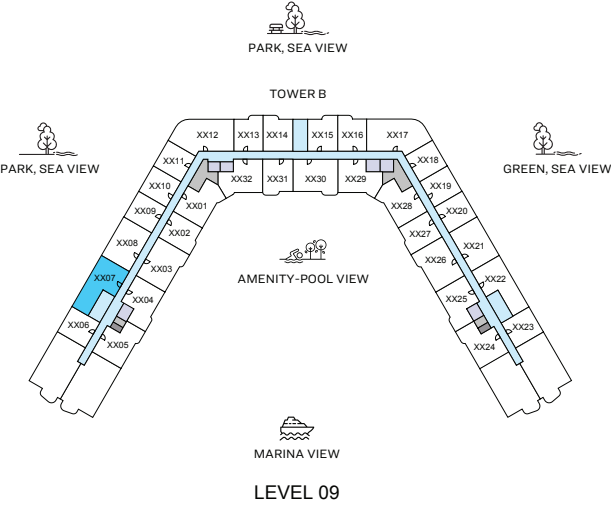
TOTAL SALEABLE AREA
SUITE = 800.51 SQ.FT.
BALCONY = 45.10 SQ.FT.
TOTAL = 845.61 SQ.FT.

List of unit numbers with this unit plan:

VIEWS

Amenity
B-307, B-409, B-507, B-609, B-707, B-809

Park, Sea View
B-907



2
BEDROOM
APARTMENT

TYPE F
(with balcony)

TOTAL SALEABLE AREA
SUITE = 800.51 SQ.FT.
BALCONY = 45.10 SQ.FT.
TOTAL = 845.61 SQ.FT.

List of unit numbers with this unit plan:

VIEWS

- Amenity
B-307, B-409, B-507, B-609, B-707, B-809
- Park, Sea View
B-907



2

BEDROOM
APARTMENT

TYPE F

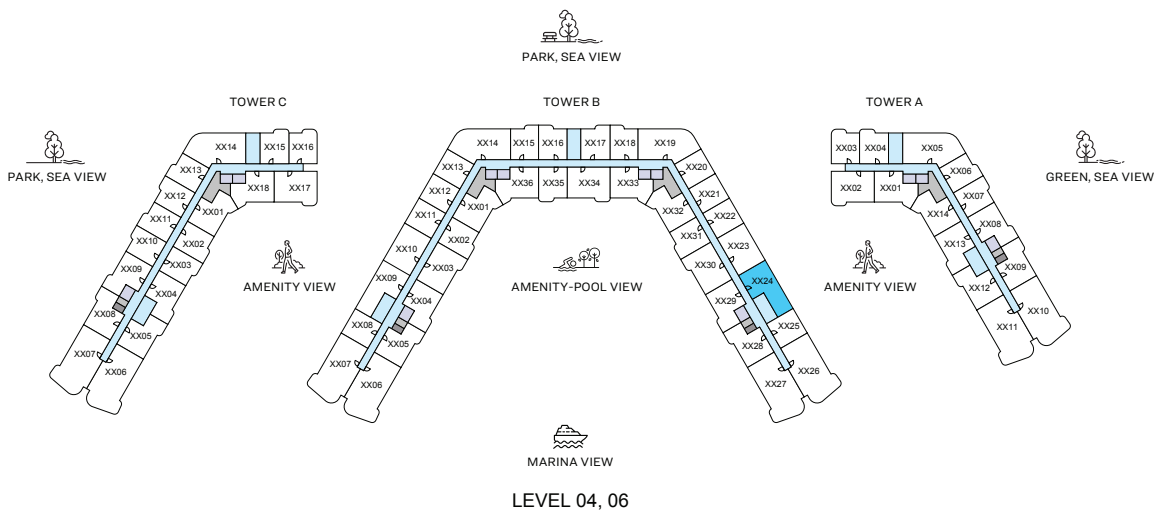
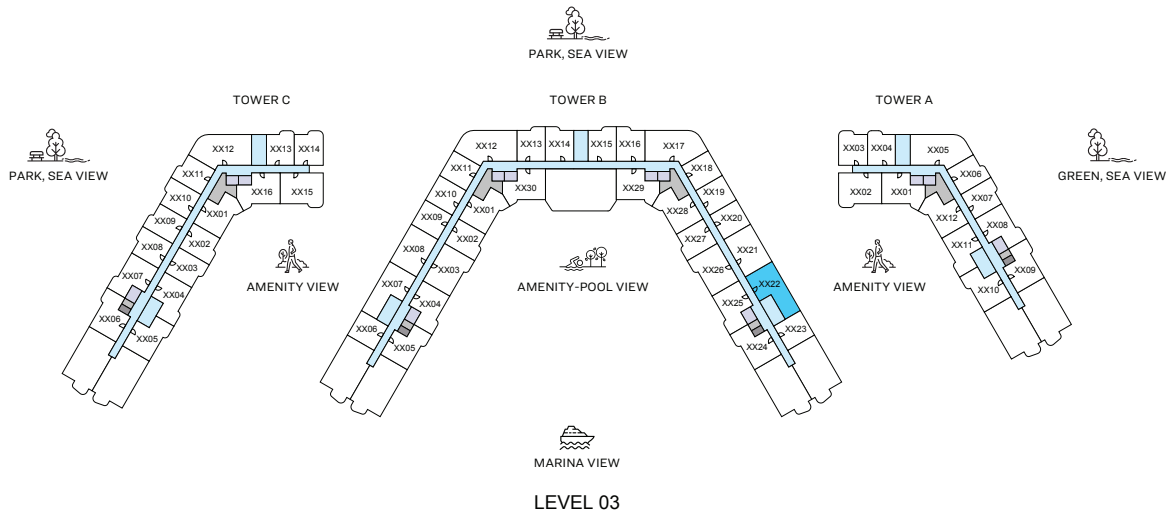
(with balcony)

TOTAL SALEABLE AREA
SUITE = 800.51 SQ.FT.
BALCONY = 45.10 SQ.FT.
TOTAL = 845.61 SQ.FT.

List of unit numbers with this unit plan:

VIEWS

- Amenity
B-307, B-409, B-507, B-609, B-707, B-809
- Park, Sea View
B-907



2
BEDROOM
APARTMENT

TYPE F VARIANT 1

(with balcony)

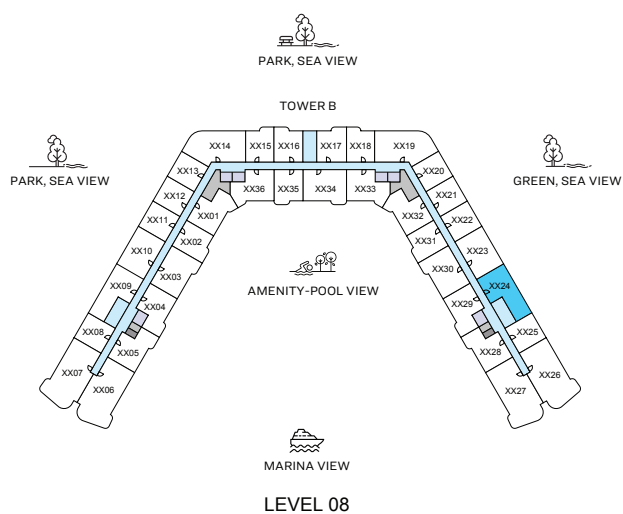
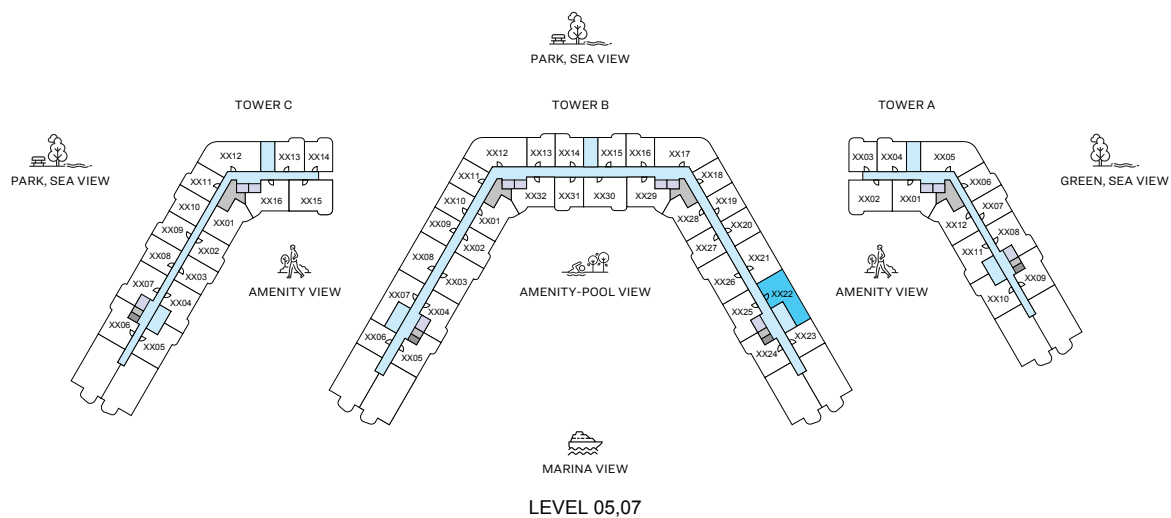
TOTAL SALEABLE AREA
SUITE = 800.62 SQ.FT.
BALCONY = 45.10 SQ.FT.
TOTAL = 845.72 SQ.FT.

List of unit numbers with this unit plan:

VIEWS

Amenity
B-322, B-424, B-522, B-624, B-722, B-824

Park, Sea View
B-922



2 BEDROOM APARTMENT

TYPE F
VARIANT 1
(with balcony)

(with balcony)

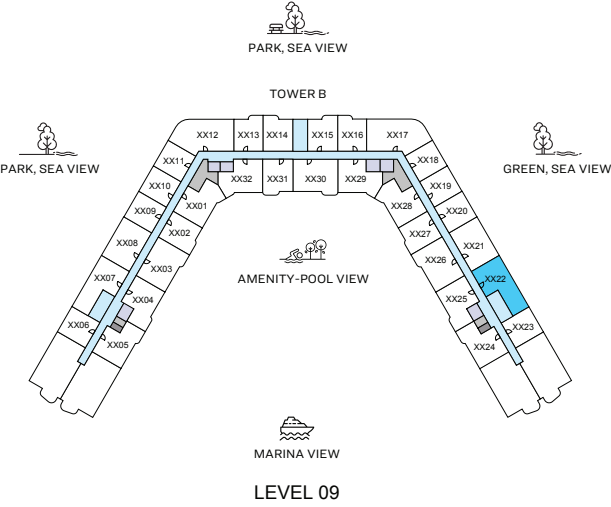
TOTAL SALEABLE AREA
SUITE = 800.62 SQ.FT.
BALCONY = 45.10 SQ.FT.
TOTAL = 845.72 SQ.FT.

List of unit numbers with this unit plan:

VIEWS

Amenity
B-322, B-424, B-522, B-624, B-722, B-824

Park, Sea View
B-922



2
BEDROOM
APARTMENT

TYPE F
VARIANT 1
(with balcony)

TOTAL SALEABLE AREA
SUITE = 800.62 SQ.FT.
BALCONY = 45.10 SQ.FT.
TOTAL = 845.72 SQ.FT.

List of unit numbers with this unit plan:

VIEWS

- Amenity
B-322, B-424, B-522, B-624, B-722, B-824
- Park, Sea View
B-922



2
BEDROOM
APARTMENT

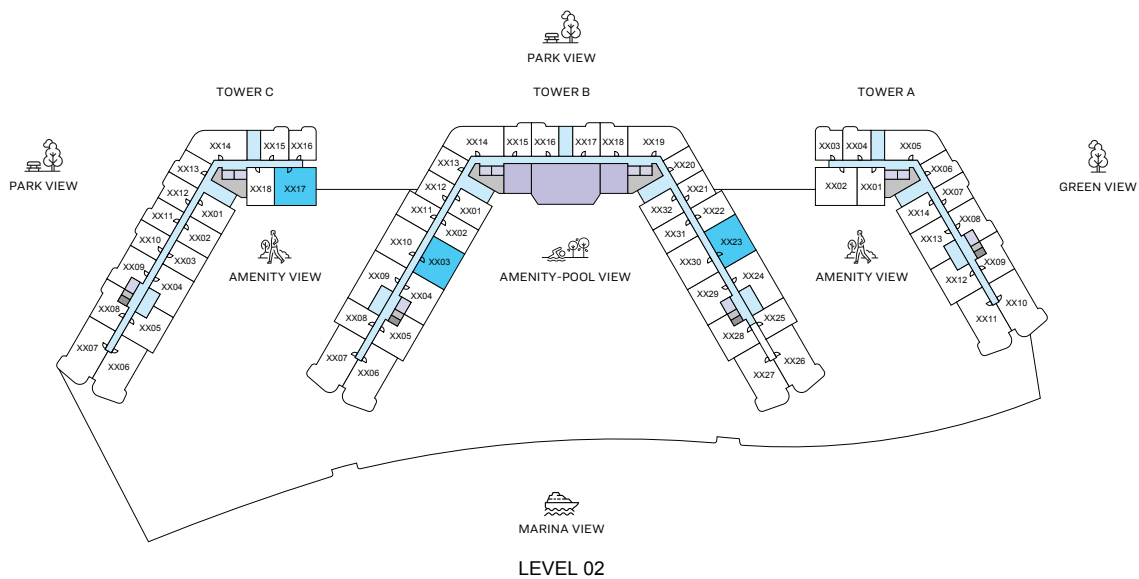
TYPE F
VARIANT 1
(with balcony)

TOTAL SALEABLE AREA
SUITE = 800.62 SQ.FT.
BALCONY = 45.10 SQ.FT.
TOTAL = 845.72 SQ.FT.

List of unit numbers with this unit plan:

VIEWS

- Amenity
B-322, B-424, B-522, B-624, B-722, B-824
- Park, Sea View
B-922



2
BEDROOM
APARTMENT

TYPE G
(with yard)

TOTAL SALEABLE AREA
SUITE RANGE = 775.54 – 780.17 SQ.FT.
YARD = 172.76 SQ.FT.
TOTAL RANGE = 948.30 - 952.93 SQ.FT.

List of unit numbers with this unit plan:

VIEWS

- Amenity
B-223, C-217
- Amenity, Pool View
B-203

Disclaimer: 1. All dimensions are in metric, measured to wall finishes. 2. All materials, dimensions & drawings are approximate. 3. Information is subject to change without notice, at developer's absolute discretion. 4. Actual area may vary from the stated area. 5. Drawing are not to scale. 6. All images used are for illustrative purpose only and do not represent the actual size, features, specifications, fittings and furnishings. 7. The developer reserves the right to make revisions/ alterations, at its absolute discretion, without any liability whatsoever.



2

BEDROOM
APARTMENT

TYPE G

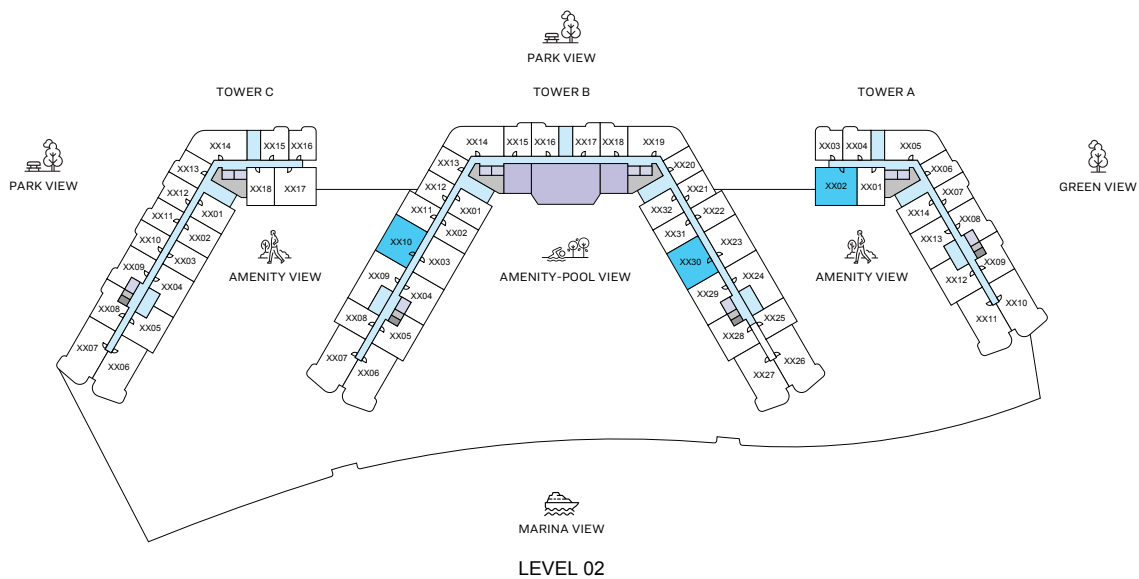
(with yard)

TOTAL SALEABLE AREA
SUITE RANGE = 775.54 – 780.17 SQ.FT.
YARD = 172.76 SQ.FT.
TOTAL RANGE = 948.30 - 952.93 SQ.FT.

List of unit numbers with this unit plan:

VIEWS

- Amenity
B-223, C-217
- Amenity, Pool View
B-203



2

BEDROOM
APARTMENT

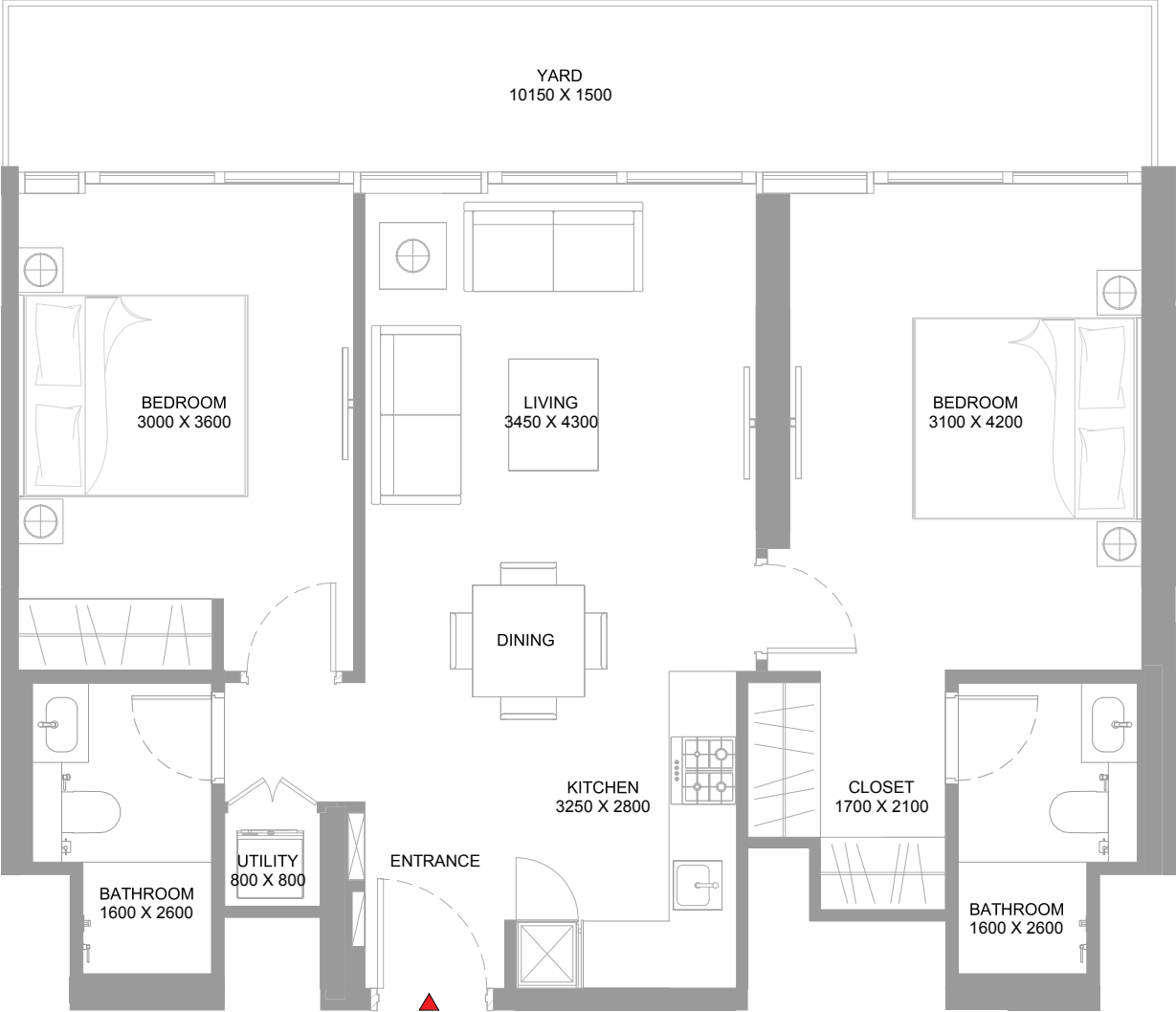
TYPE G VARIANT 1

(with yard)

TOTAL SALEABLE AREA
SUITE RANGE = 773.28 – 780.71 SQ.FT.
YARD = 172.76 SQ.FT.
TOTAL RANGE = 946.04 - 953.47 SQ.FT.

List of unit numbers with this unit plan:

- VIEWS**
- Amenity
A-202, B-210
 - Amenity, Pool View
B-230



2
BEDROOM
APARTMENT

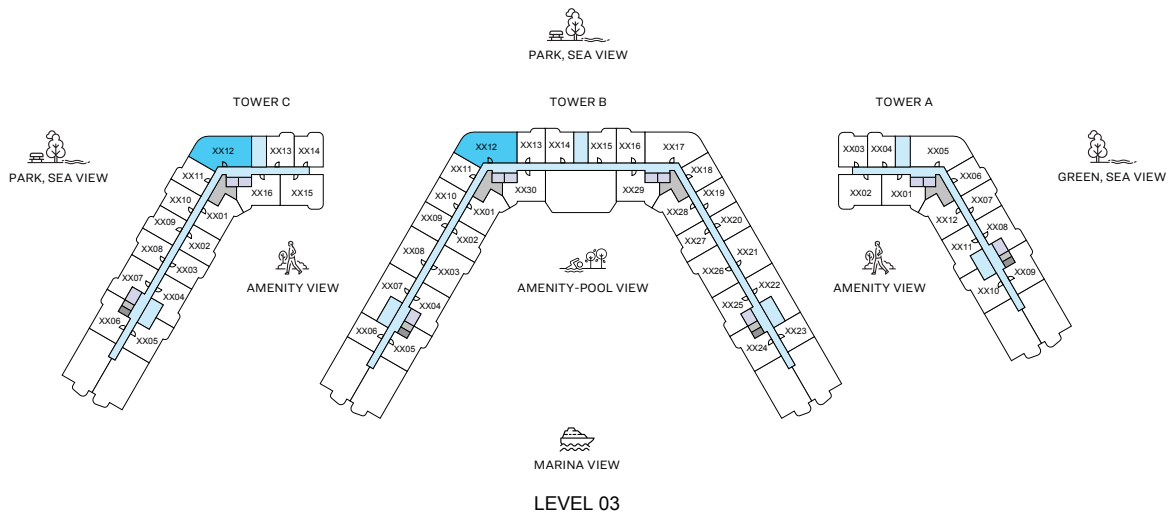
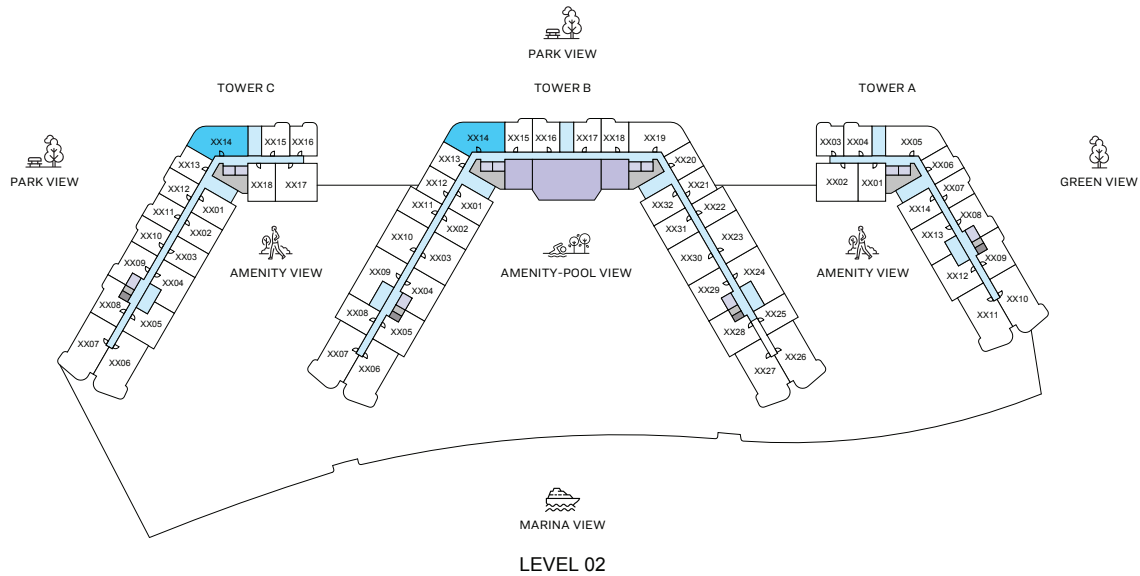
TYPE G
VARIANT 1
(with yard)

TOTAL SALEABLE AREA
SUITE RANGE = 773.28 – 780.71 SQ.FT.
YARD = 172.76 SQ.FT.
TOTAL RANGE = 946.04 - 953.47 SQ.FT.

List of unit numbers with this unit plan:

VIEWS

Amenity
A-202, B-210
Amenity, Pool View
B-230



2
BEDROOM
APARTMENT

TYPE H

(with powder room + balcony)

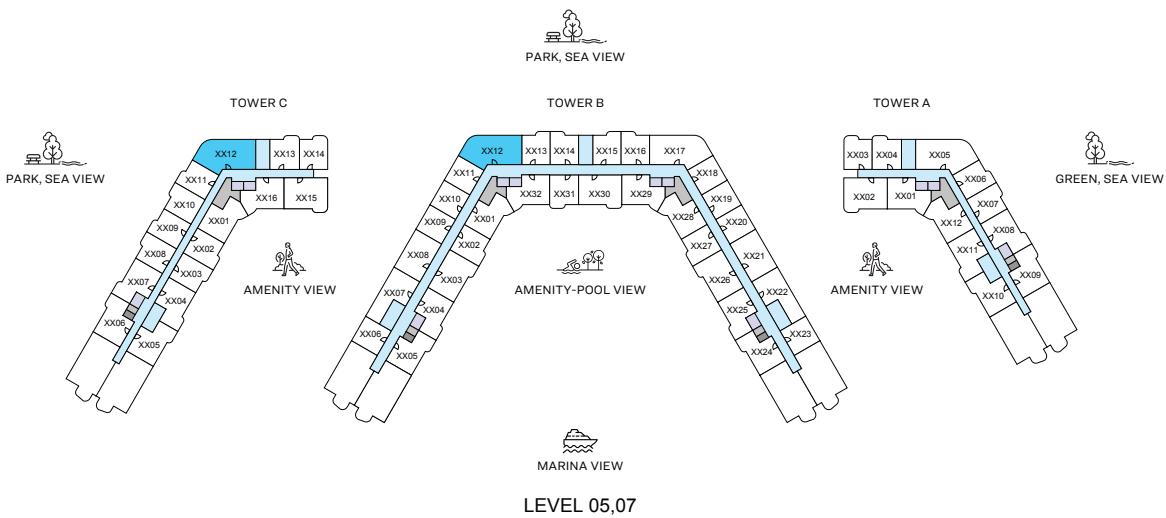
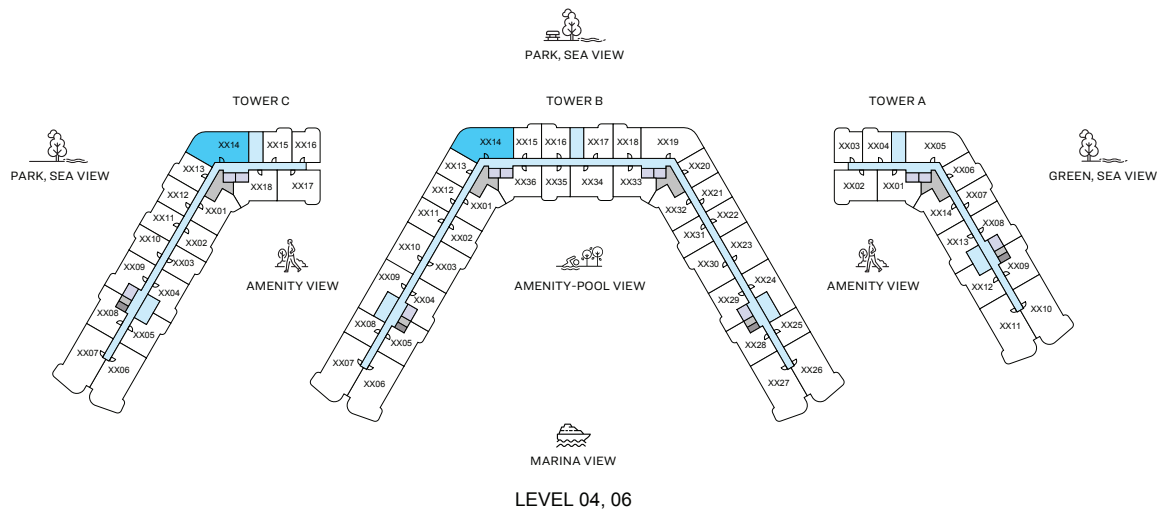
TOTAL SALEABLE AREA
SUITE RANGE = 925.05 – 925.16 SQ.FT.
BALCONY = 96.34 SQ.FT.
TOTAL RANGE = 1021.39 – 1021.50 SQ.FT.

List of unit numbers with this unit plan:

VIEWS

Park View
B-214, C-214

Park, Sea View
B-312, C-312, B-414, C-414, B-512, C-512, B-614, C-614, B-712, C-712, B-814, B-912



2

BEDROOM
APARTMENT

TYPE H

(with powder room + balcony)

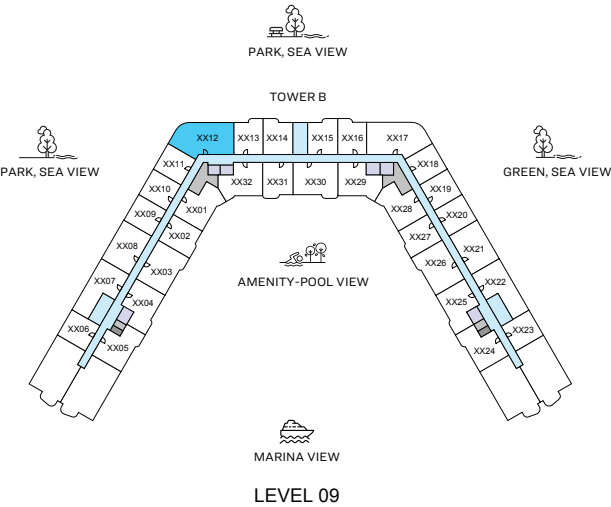
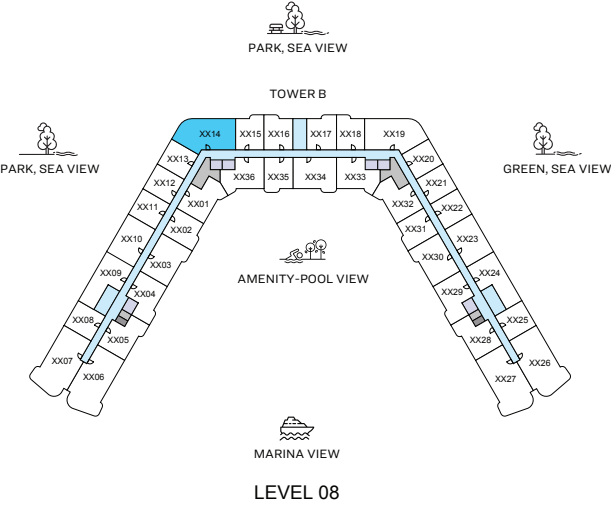
TOTAL SALEABLE AREA
SUITE RANGE = 925.05 – 925.16 SQ.FT.
BALCONY = 96.34 SQ.FT.
TOTAL RANGE = 1021.39 – 1021.50 SQ.FT.

List of unit numbers with this unit plan:

VIEWS

Park View
B-214, C-214

Park, Sea View
B-312, C-312, B-414, C-414, B-512, C-512, B-614, C-614, B-712, C-712, B-814, B-912



2
BEDROOM
APARTMENT

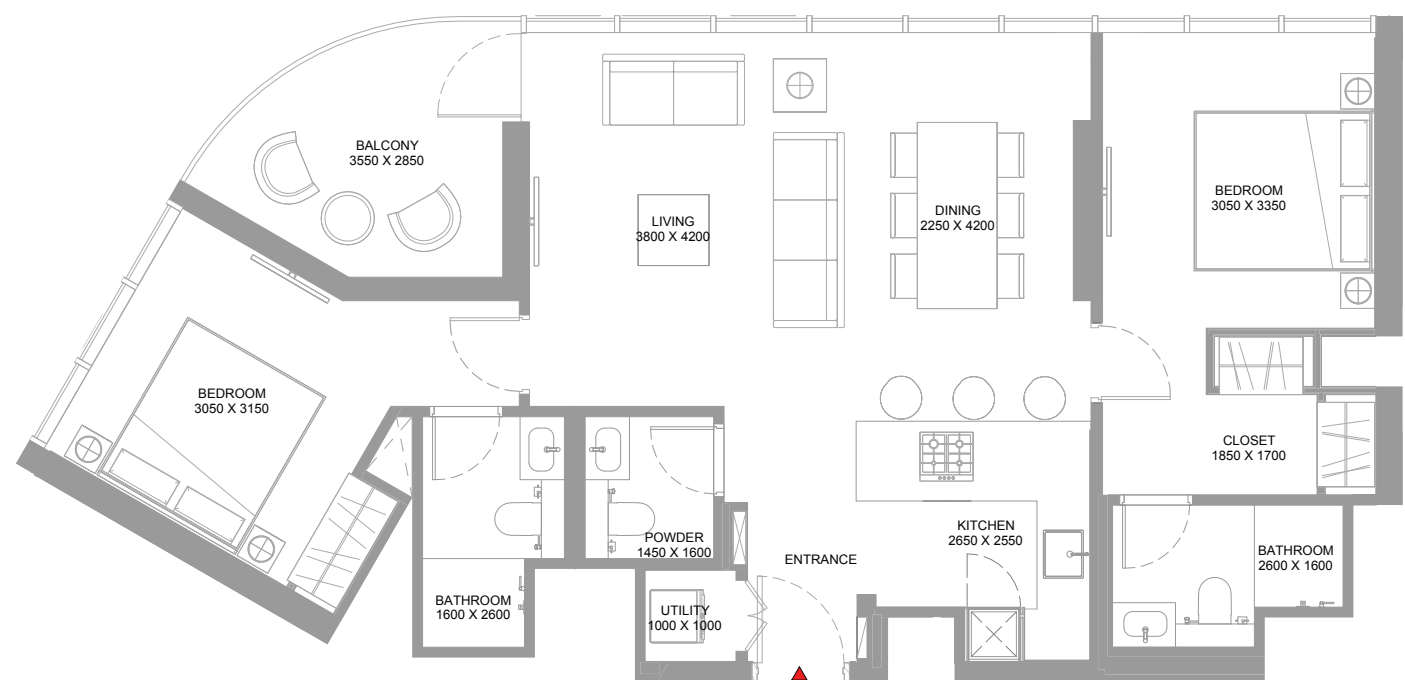
TYPE H
(with powder room + balcony)

TOTAL SALEABLE AREA
SUITE RANGE = 925.05 – 925.16 SQ.FT.
BALCONY = 96.34 SQ.FT.
TOTAL RANGE = 1021.39 – 1021.50 SQ.FT.

List of unit numbers with this unit plan:

VIEWS

- Park View
B-214, C-214
- Park, Sea View
B-312, C-312, B-414, C-414, B-512, C-512, B-614, C-614, B-712, C-712, B-814, B-912



2

BEDROOM
APARTMENT

TYPE H

(with powder room + balcony)

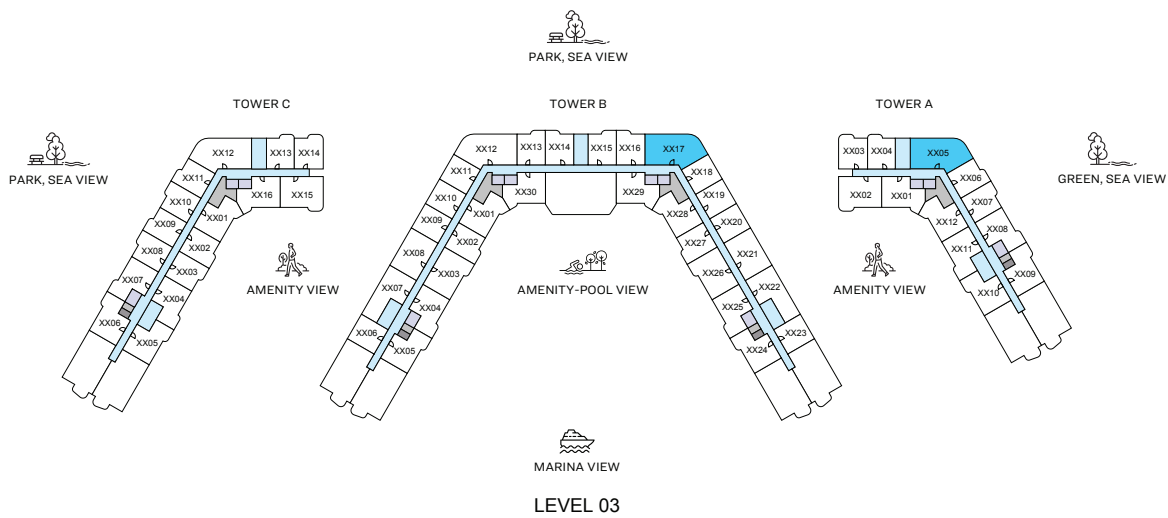
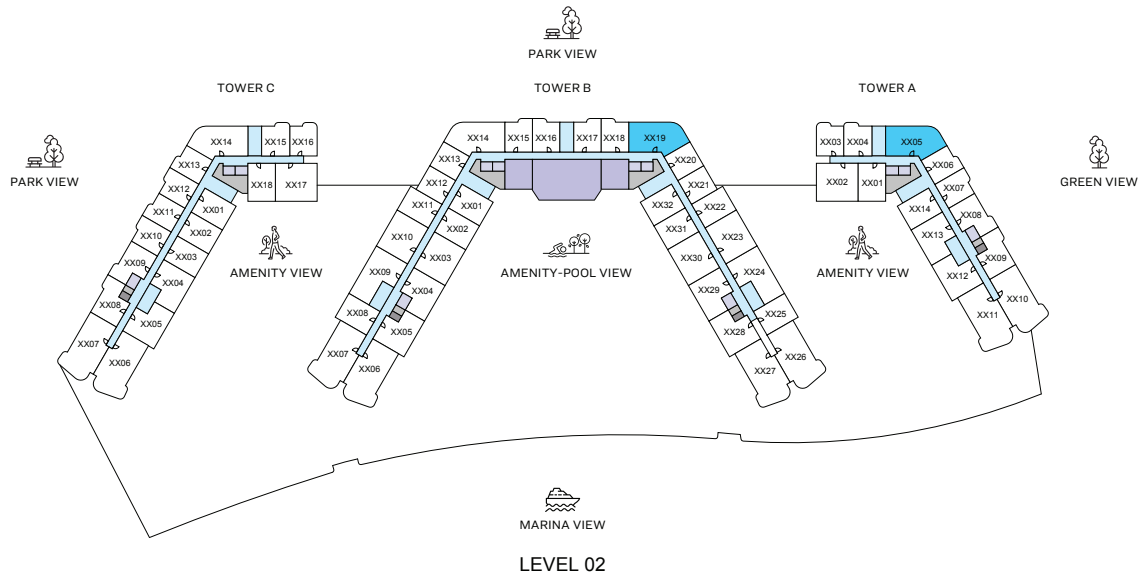
TOTAL SALEABLE AREA
SUITE RANGE = 925.05 – 925.16 SQ.FT.
BALCONY = 96.34 SQ.FT.
TOTAL RANGE = 1021.39 – 1021.50 SQ.FT.

List of unit numbers with this unit plan:

VIEWS

Park View
B-214, C-214

Park, Sea View
B-312, C-312, B-414, C-414, B-512, C-512, B-614, C-614, B-712, C-712, B-814, B-912



2

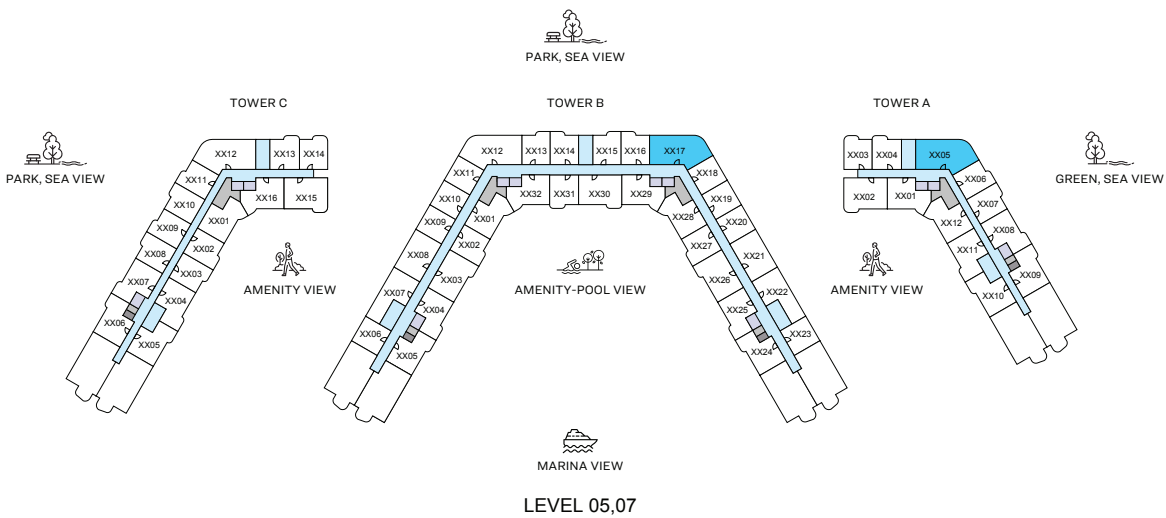
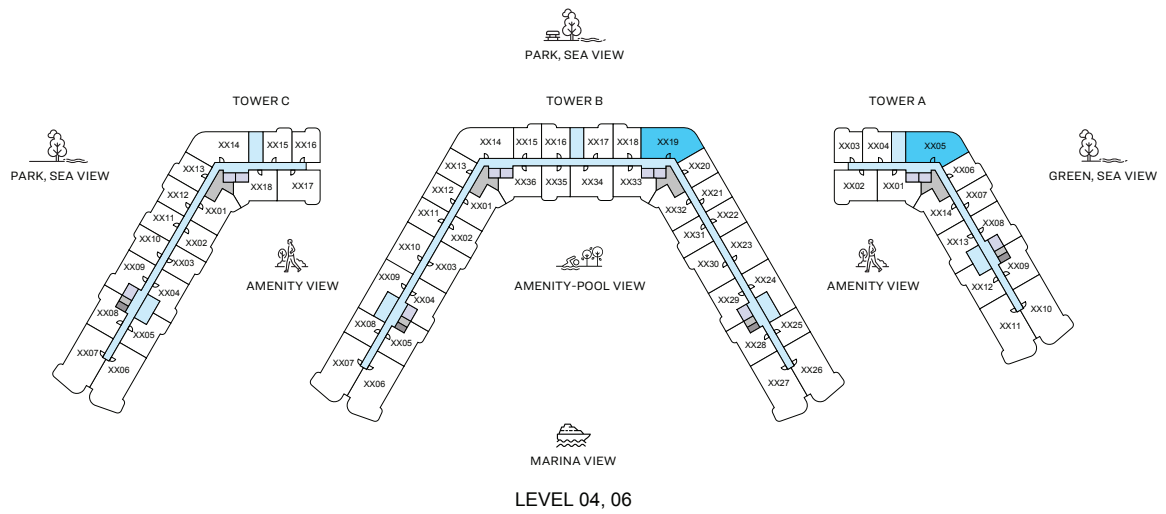
BEDROOM
APARTMENT

TYPE H VARIANT 1

(with powder room + balcony)

TOTAL SALEABLE AREA
SUITE RANGE = 924.84 – 925.16 SQ.FT.
BALCONY = 96.34 SQ.FT.
TOTAL RANGE = 1021.17 – 1021.50 SQ.FT.

- List of unit numbers with this unit plan:
- VIEWS**
- Park View
A-205, B-219
- Park, Sea View
A-305, B-317, A-405, B-419, A-505, B-517, A-605, B-619, A-705, B-717, B-819, B-917



2
BEDROOM
APARTMENT

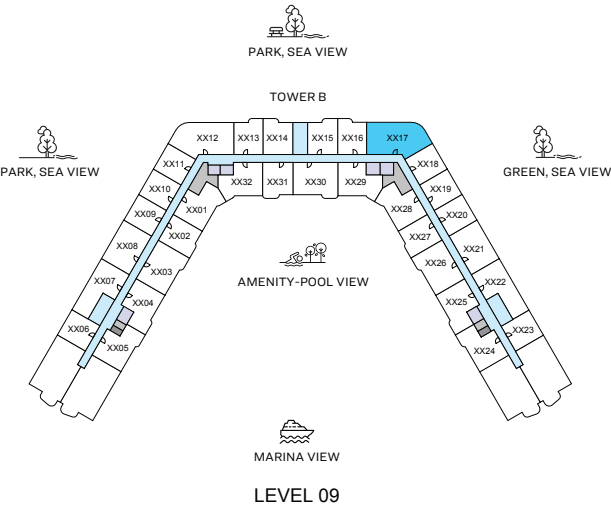
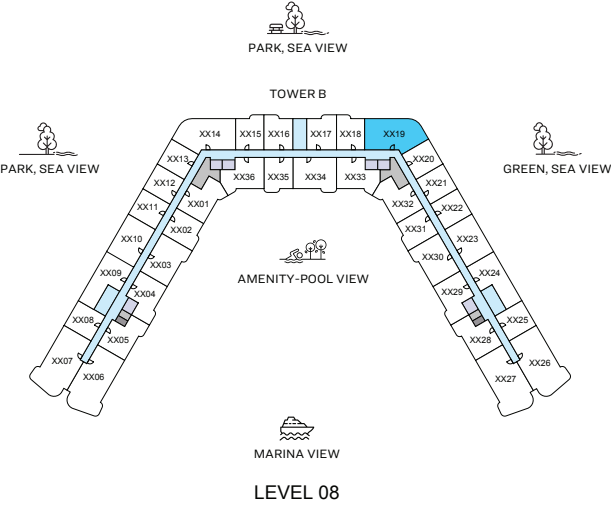
TYPE H
VARIANT 1
(with powder room + balcony)

TOTAL SALEABLE AREA
SUITE RANGE = 924.84 – 925.16 SQ.FT.
BALCONY = 96.34 SQ.FT.
TOTAL RANGE = 1021.17 – 1021.50 SQ.FT.

List of unit numbers with this unit plan:

VIEWS

- Park View
A-205, B-219
- Park, Sea View
A-305, B-317, A-405, B-419, A-505, B-517, A-605, B-619, A-705, B-717, B-819, B-917



2
BEDROOM
APARTMENT

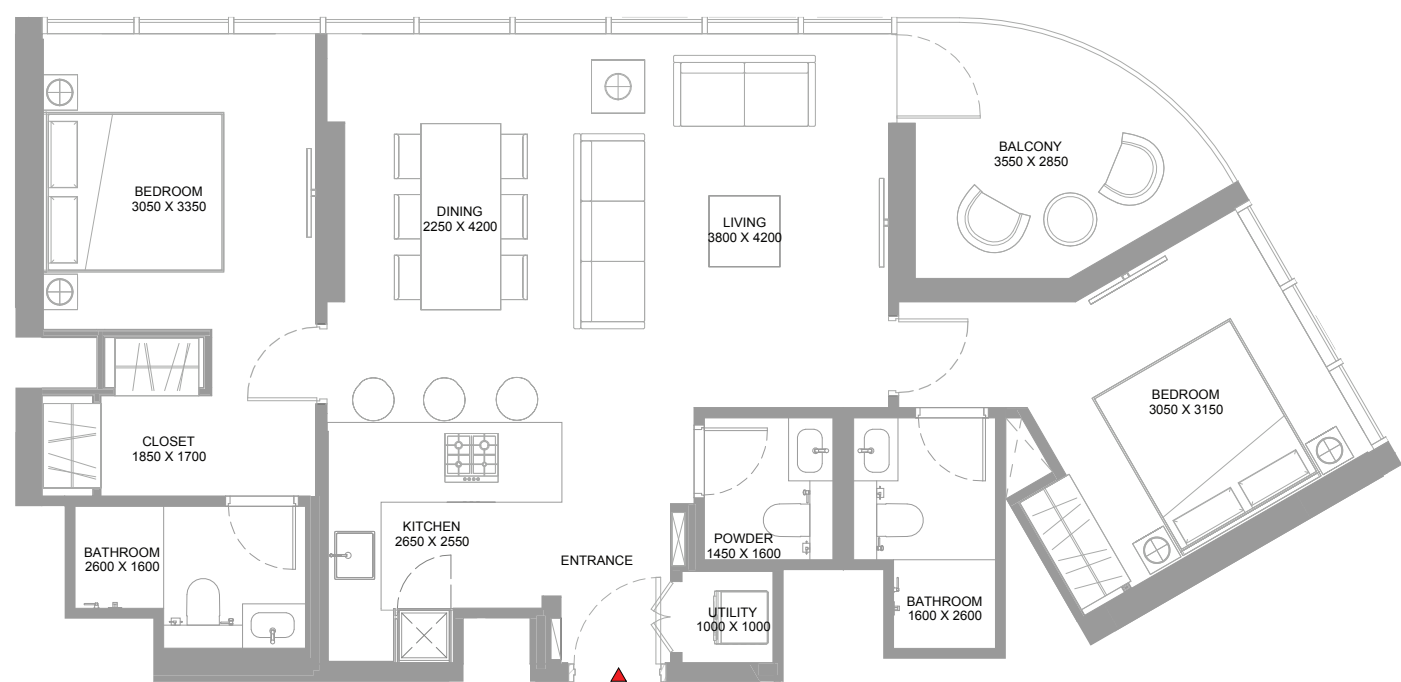
TYPE H
VARIANT 1
(with powder room + balcony)

TOTAL SALEABLE AREA
SUITE RANGE = 924.84 – 925.16 SQ.FT.
BALCONY = 96.34 SQ.FT.
TOTAL RANGE = 1021.17 – 1021.50 SQ.FT.

List of unit numbers with this unit plan:

VIEWS

- Park View
A-205, B-219
- Park, Sea View
A-305, B-317, A-405, B-419, A-505, B-517, A-605, B-619, A-705, B-717, B-819, B-917



2

BEDROOM
APARTMENT

TYPE H VARIANT 1

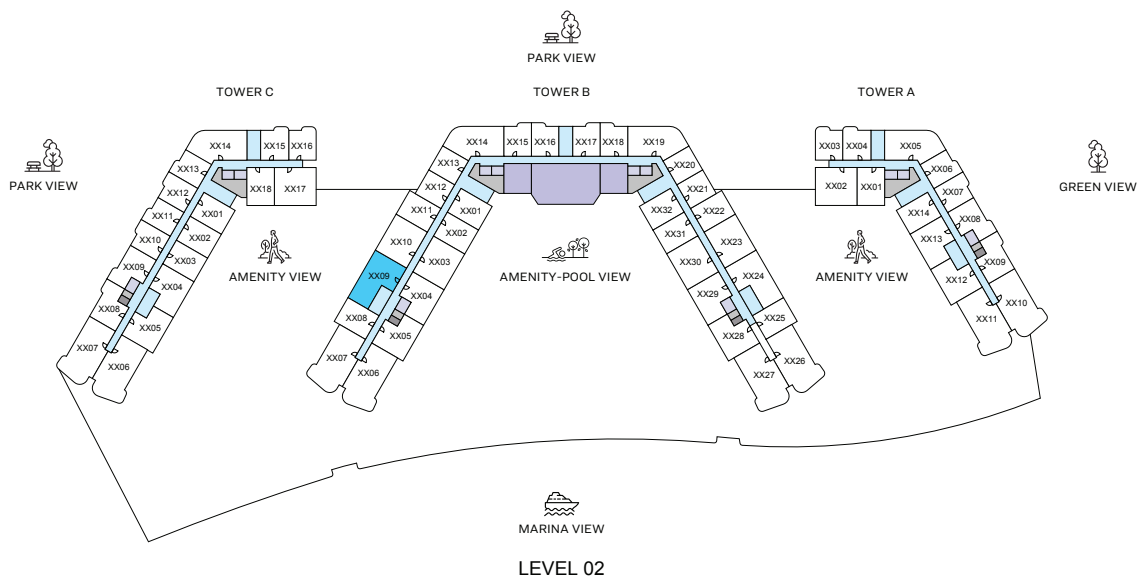
(with powder room + balcony)

TOTAL SALEABLE AREA
SUITE RANGE = 924.84 – 925.16 SQ.FT.
BALCONY = 96.34 SQ.FT.
TOTAL RANGE = 1021.17 – 1021.50 SQ.FT.

List of unit numbers with this unit plan:

VIEWS

Park View
A-205, B-219
Park, Sea View
A-305, B-317, A-405, B-419, A-505, B-517, A-605, B-619, A-705, B-717, B-819, B-917



2
BEDROOM
APARTMENT

TYPE I
(with yard)

TOTAL SALEABLE AREA
SUITE = 841.20 SQ.FT.
BALCONY = 230.67 SQ.FT.
TOTAL = 1071.87 SQ.FT.

List of unit numbers with this unit plan:

VIEWS
Amenity
B-209

Disclaimer: 1. All dimensions are in metric, measured to wall finishes. 2. All materials, dimensions & drawings are approximate. 3. Information is subject to change without notice, at developer's absolute discretion. 4. Actual area may vary from the stated area. 5. Drawing are not to scale. 6. All images used are for illustrative purpose only and do not represent the actual size, features, specifications, fittings and furnishings. 7. The developer reserves the right to make revisions/ alterations, at its absolute discretion, without any liability whatsoever.



2
BEDROOM
APARTMENT

TYPE I

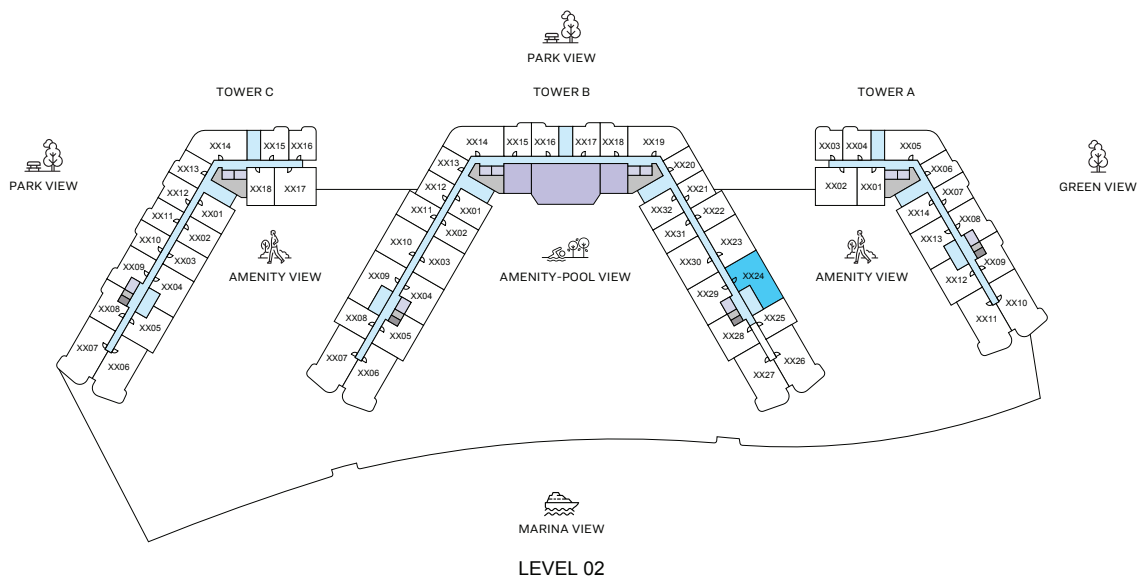
(with yard)

TOTAL SALEABLE AREA
SUITE = 841.20 SQ.FT.
BALCONY = 230.67 SQ.FT.
TOTAL = 1071.87 SQ.FT.

List of unit numbers with this unit plan:

VIEWS

Amenity
B-209



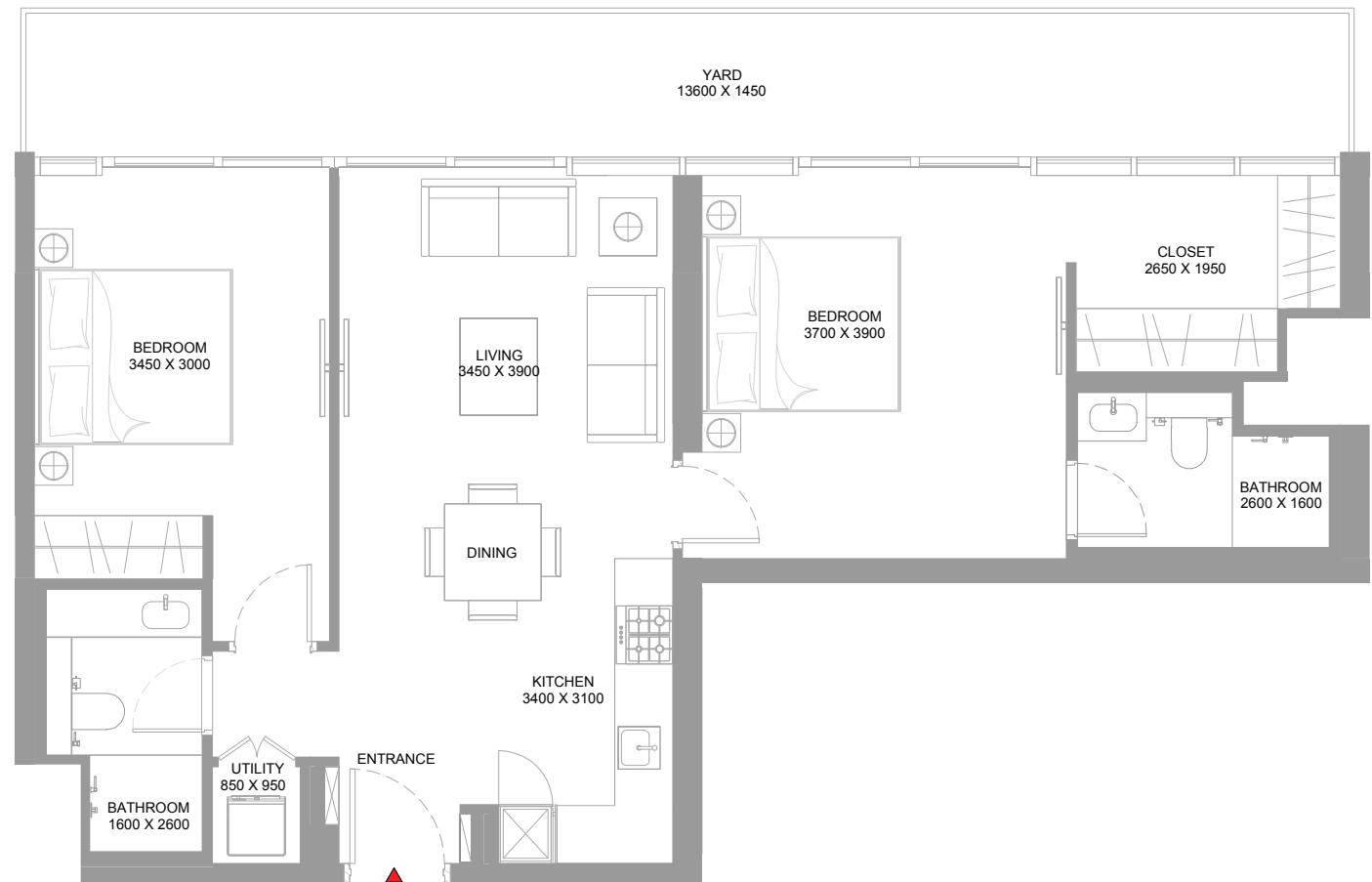
2
BEDROOM
APARTMENT

TYPE I
VARIANT 1
(with yard)

TOTAL SALEABLE AREA
SUITE RANGE = 841.20 SQ.FT.
BALCONY = 230.67 SQ.FT.
TOTAL RANGE = 1071.87 SQ.FT.

List of unit numbers with this unit plan:

VIEWS
Amenity
B-224



2

BEDROOM
APARTMENT

TYPE I VARIANT 1

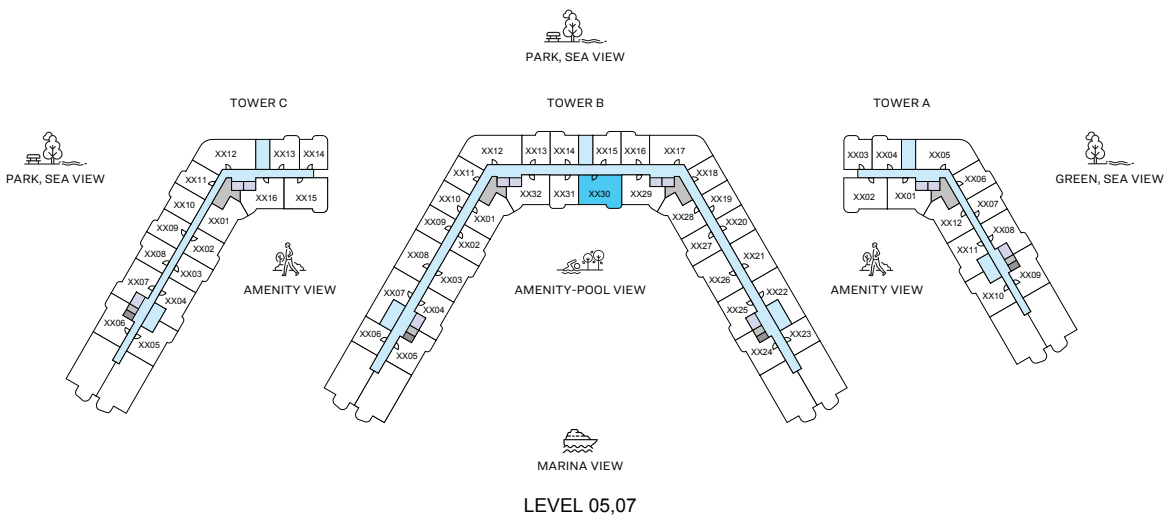
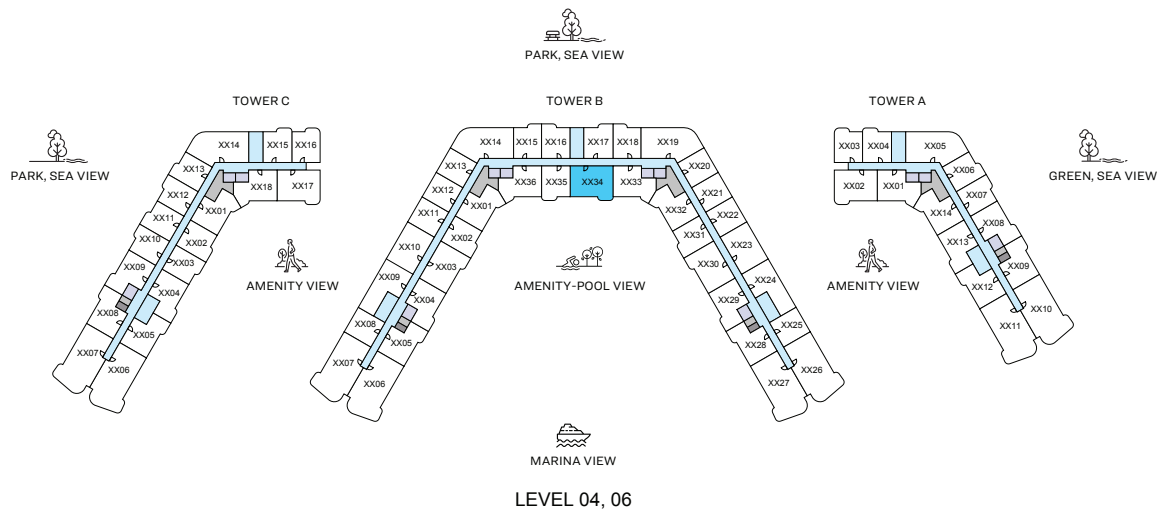
(with yard)

TOTAL SALEABLE AREA
SUITE RANGE = 841.20 SQ.FT.
BALCONY = 230.67 SQ.FT.
TOTAL RANGE = 1071.87 SQ.FT.

List of unit numbers with this unit plan:

VIEWS

Amenity
B-224



2
BEDROOM
APARTMENT

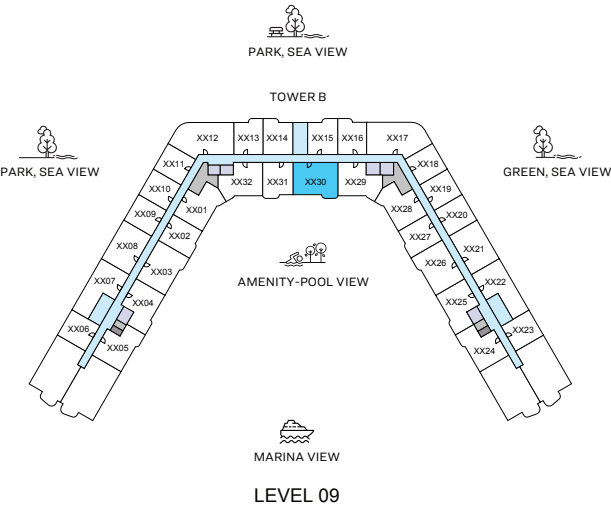
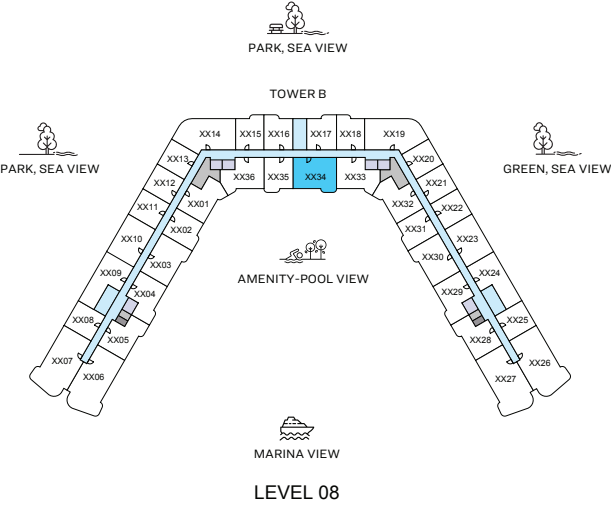
TYPE N
(with balcony)

TOTAL SALEABLE AREA
SUITE = 727.75 SQ.FT.
BALCONY = 82.45 SQ.FT.
TOTAL = 810.20 SQ.FT.

List of unit numbers with this unit plan:

VIEWS

- Amenity, Pool View
B-434
- Amenity, Pool, Marina View
B-530, B-634, B-730, B-834, B-930



2
BEDROOM
APARTMENT

TYPE N

(with balcony)

TOTAL SALEABLE AREA
SUITE = 727.75 SQ.FT.
BALCONY = 82.45 SQ.FT.
TOTAL = 810.20 SQ.FT.

List of unit numbers with this unit plan:

VIEWS

- Amenity, Pool View
B-434
- Amenity, Pool, Marina View
B-530, B-634, B-730, B-834, B-930



2

BEDROOM
APARTMENT

TYPE N

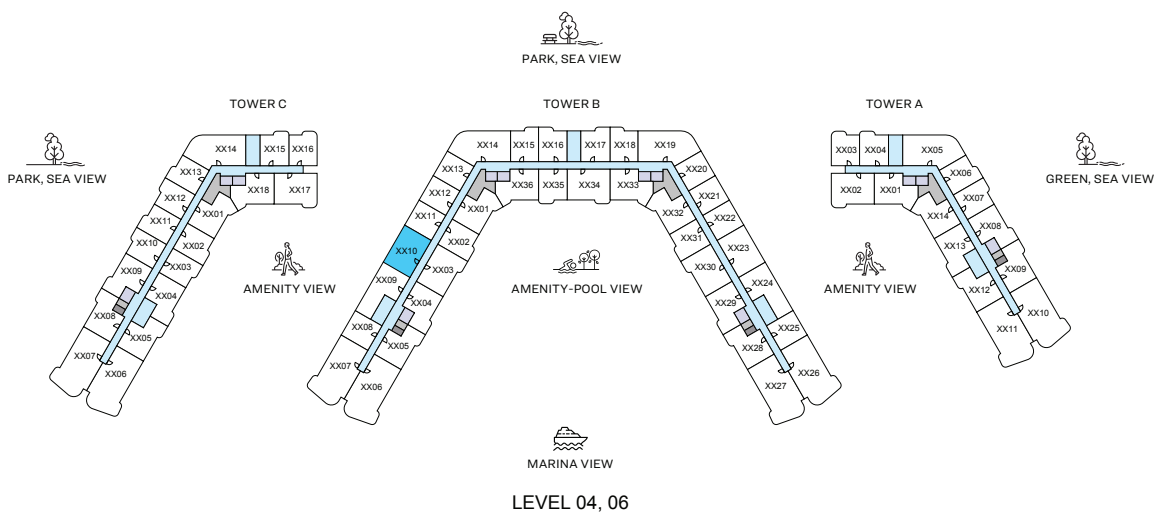
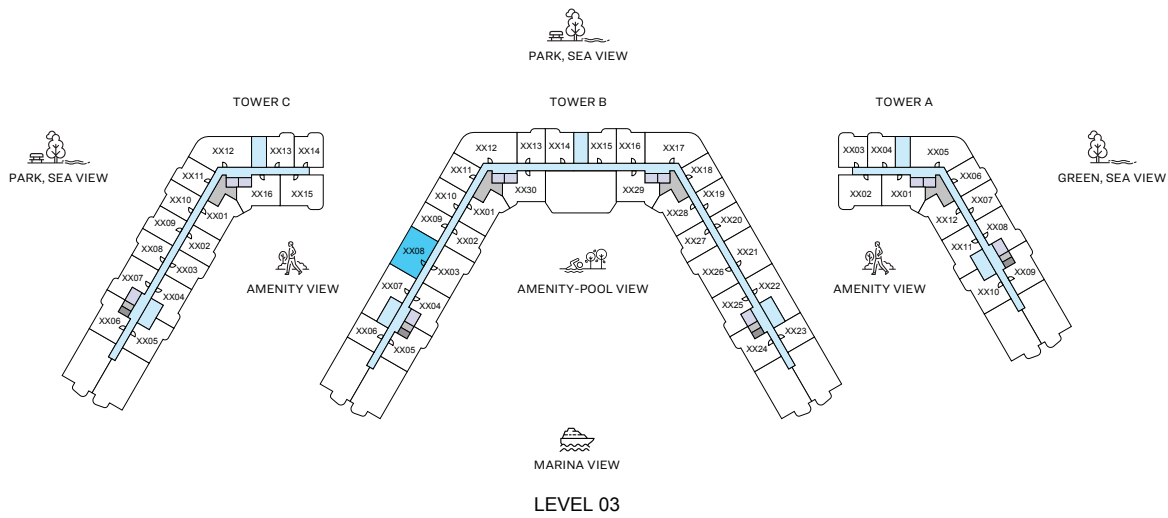
(with balcony)

TOTAL SALEABLE AREA
SUITE = 727.75 SQ.FT.
BALCONY = 82.45 SQ.FT.
TOTAL = 810.20 SQ.FT.

List of unit numbers with this unit plan:

VIEWS

- Amenity, Pool View
B-434
- Amenity, Pool, Marina View
B-530, B-634, B-730, B-834, B-930



2
BEDROOM
APARTMENT

TYPE O
(with balcony)

TOTAL SALEABLE AREA
SUITE = 727.64 SQ.FT.
BALCONY = 48.22 SQ.FT.
TOTAL = 775.86 SQ.FT.

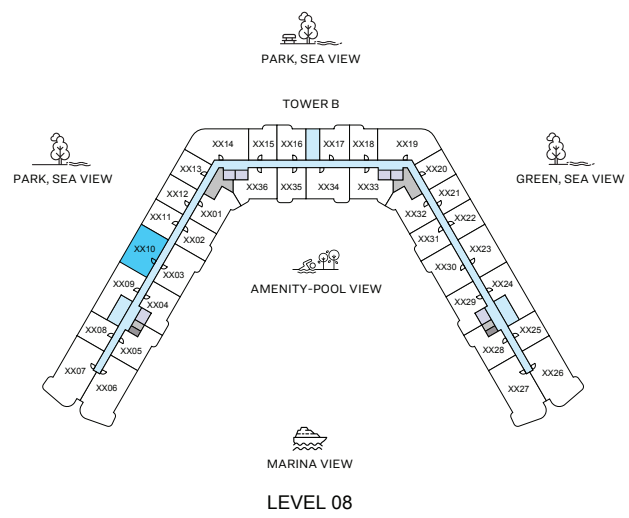
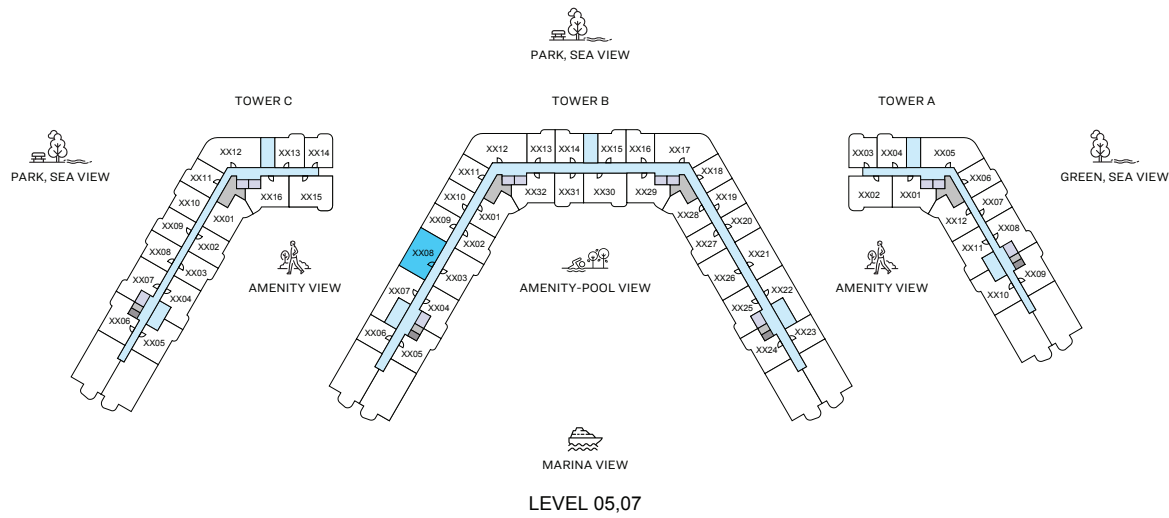
List of unit numbers with this unit plan:

VIEWS

Amenity, Sea View
B-308

Amenity, Sea View, Park view
B-410, B-508, B-610, B-708

Park, Sea View
B-810, B-908



2
BEDROOM
APARTMENT

TYPE O
(with balcony)

TOTAL SALEABLE AREA
SUITE = 727.64 SQ.FT.
BALCONY = 48.22 SQ.FT.
TOTAL = 775.86 SQ.FT.

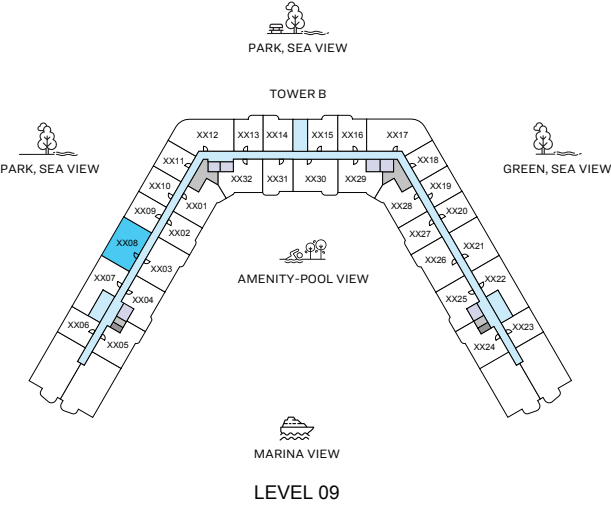
List of unit numbers with this unit plan:

VIEWS

Amenity, Sea View
B-308

Amenity, Sea View, Park view
B-410, B-508, B-610, B-708

Park, Sea View
B-810, B-908



2
BEDROOM
APARTMENT

TYPE O
(with balcony)

TOTAL SALEABLE AREA
SUITE = 727.64 SQ.FT.
BALCONY = 48.22 SQ.FT.
TOTAL = 775.86 SQ.FT.

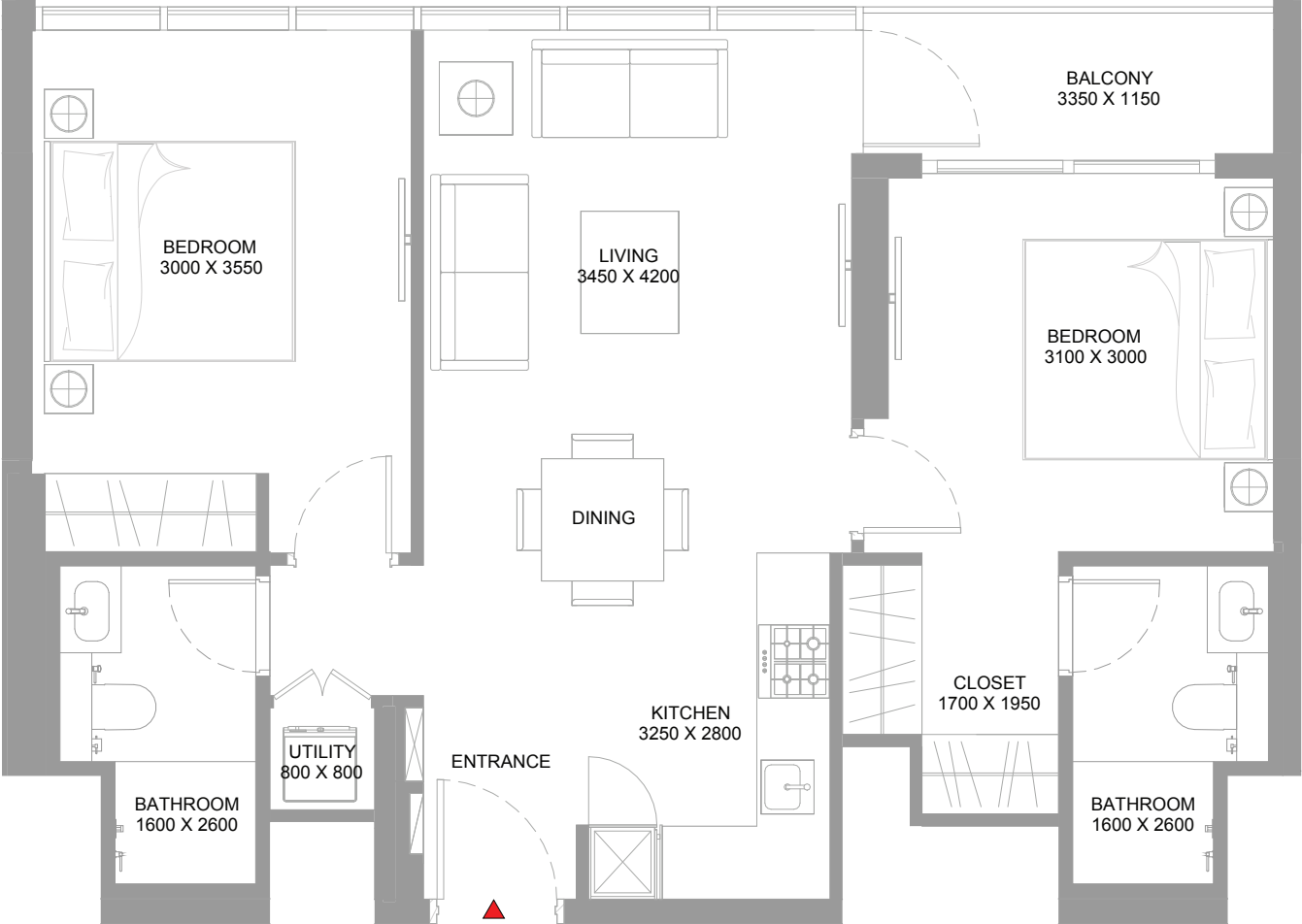
List of unit numbers with this unit plan:

VIEWS

Amenity, Sea View
B-308

Amenity, Sea View, Park view
B-410, B-508, B-610, B-708

Park, Sea View
B-810, B-908



2

BEDROOM
APARTMENT

TYPE O

(with balcony)

TOTAL SALEABLE AREA
SUITE = 727.64 SQ.FT.
BALCONY = 48.22 SQ.FT.
TOTAL = 775.86 SQ.FT.

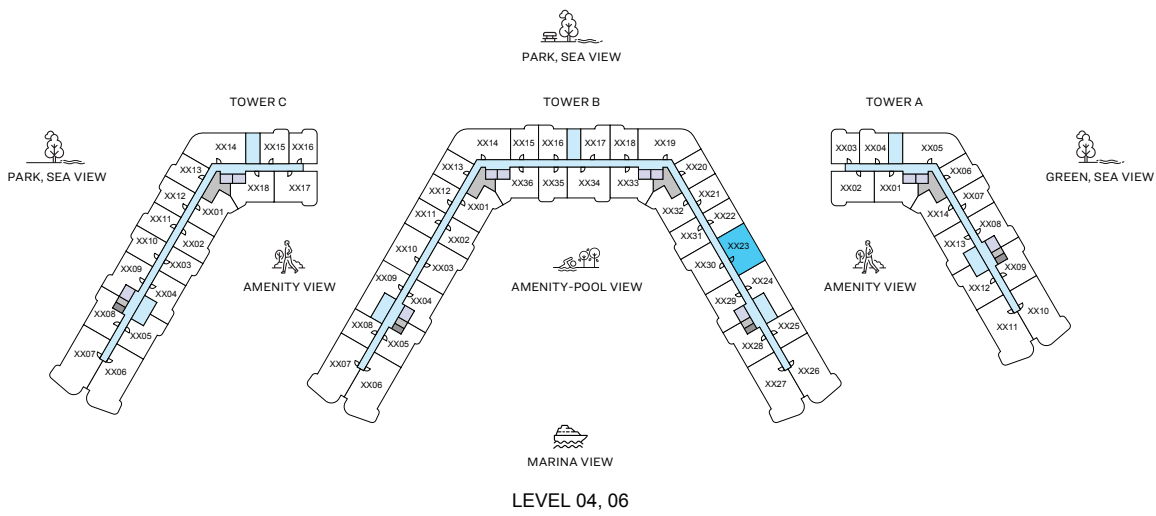
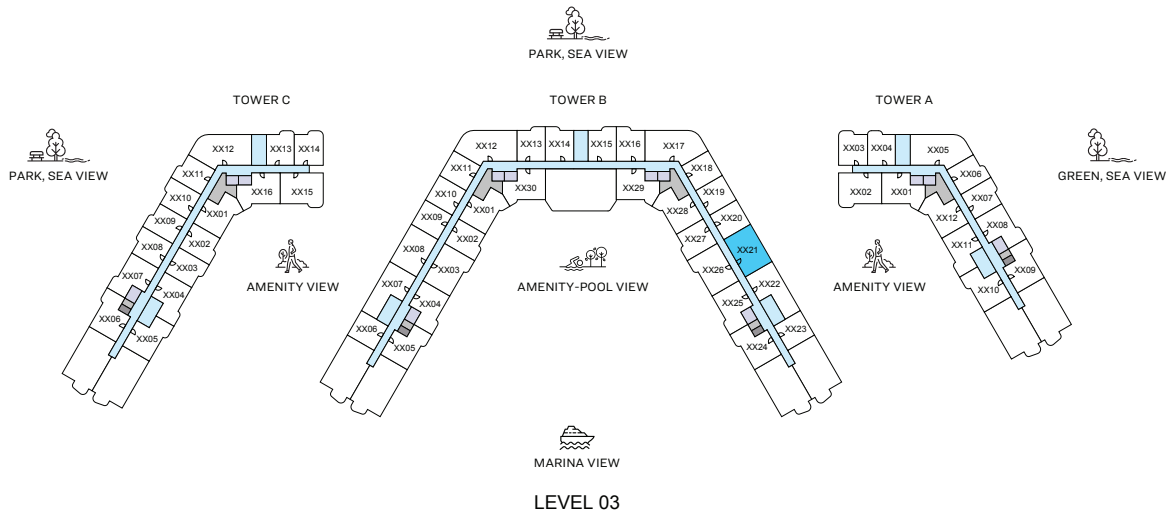
List of unit numbers with this unit plan:

VIEWS

Amenity, Sea View
B-308

Amenity, Sea View, Park view
B-410, B-508, B-610, B-708

Park, Sea View
B-810, B-908



2
BEDROOM
APARTMENT

TYPE O VARIANT 1

(with balcony)

TOTAL SALEABLE AREA
SUITE = 727.75 SQ.FT.
BALCONY = 48.33 SQ.FT.
TOTAL = 776.08 SQ.FT.

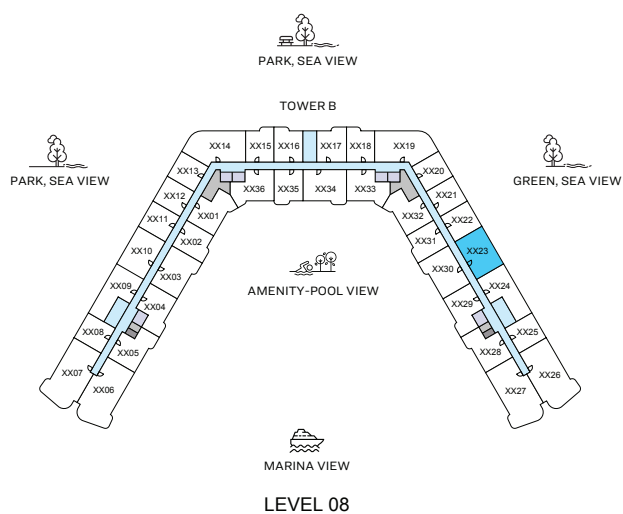
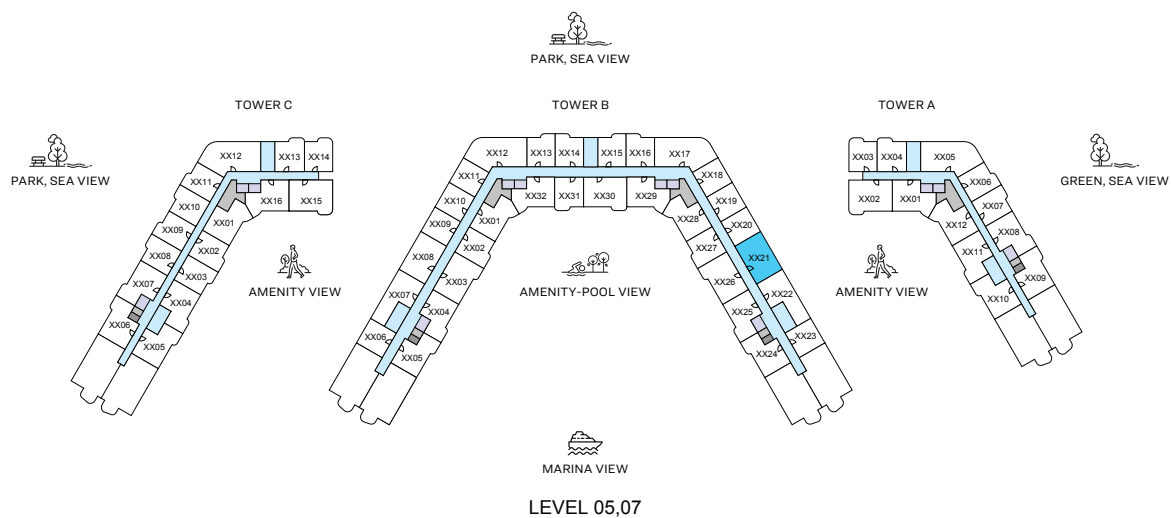
List of unit numbers with this unit plan:

VIEWS

Amenity, Sea View
B-321

Amenity, Sea View, Park view
B-423, B-521, B-623, B-721

Park, Sea View
B-823, B-921



2 BEDROOM APARTMENT

TYPE O
VARIANT 1
(with balcony)

(with balcony)

TOTAL SALEABLE AREA
SUITE = 727.75 SQ.FT.
BALCONY = 48.33 SQ.FT.
TOTAL = 776.08 SQ.FT.

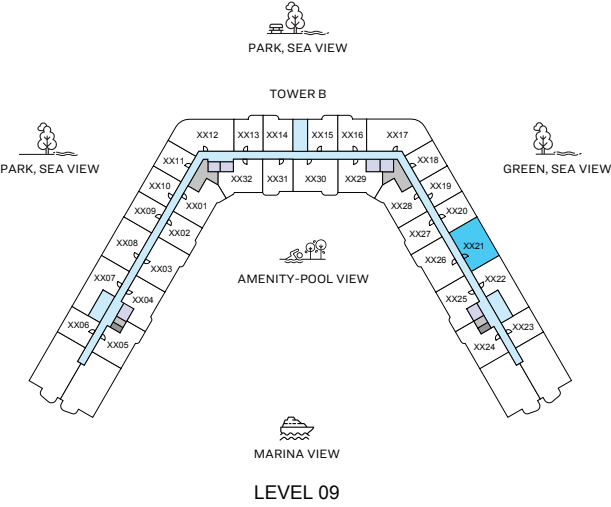
List of unit numbers with this unit plan:

VIEWS

Amenity, Sea View
B-321

Amenity, Sea View, Park view
B-423, B-521, B-623, B-721

Park, Sea View
B-823, B-921



2
BEDROOM
APARTMENT

TYPE O
VARIANT 1
(with balcony)

TOTAL SALEABLE AREA
SUITE = 727.75 SQ.FT.
BALCONY = 48.33 SQ.FT.
TOTAL = 776.08 SQ.FT.

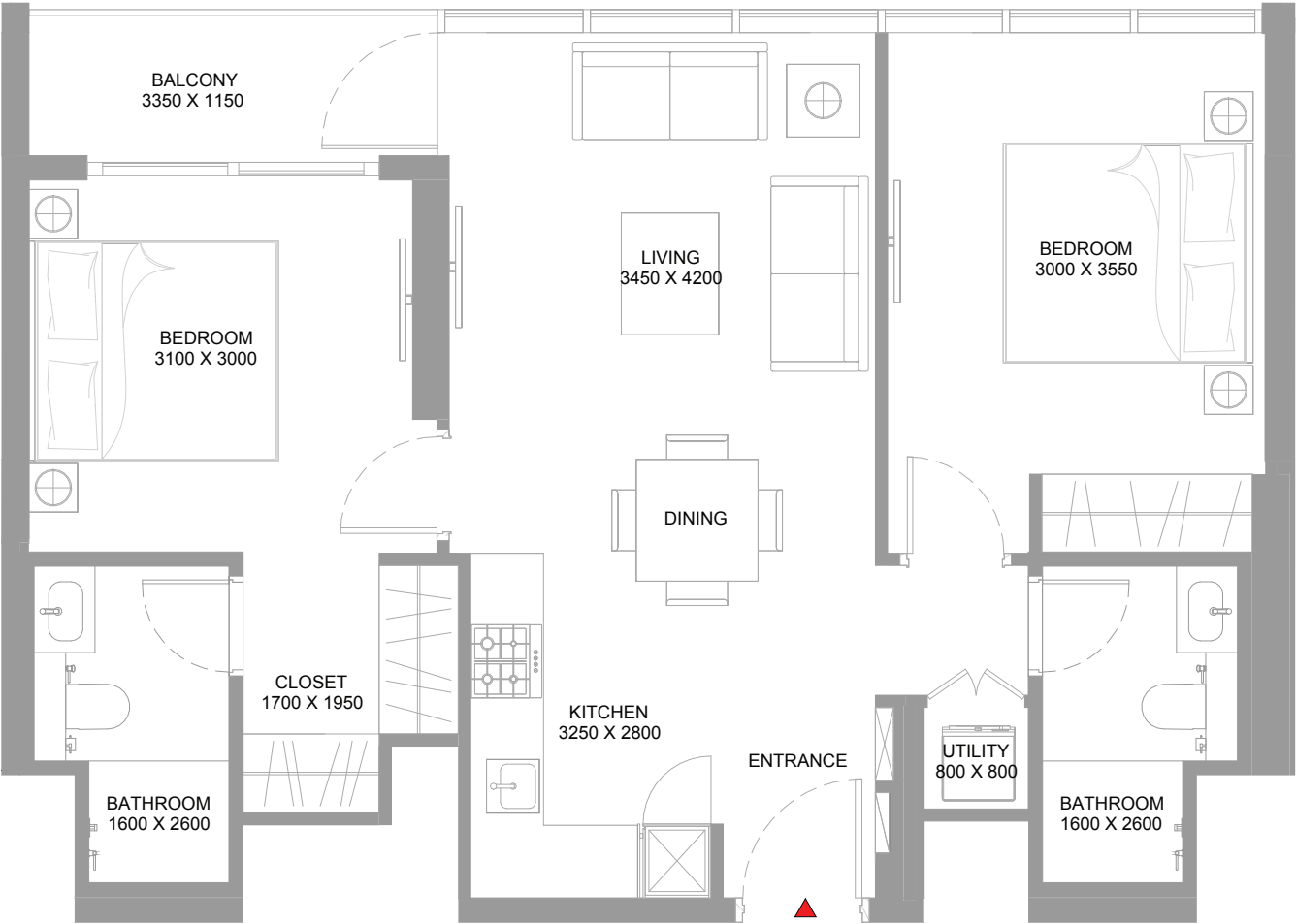
List of unit numbers with this unit plan:

VIEWS

Amenity, Sea View
B-321

Amenity, Sea View, Park view
B-423, B-521, B-623, B-721

Park, Sea View
B-823, B-921



2
BEDROOM
APARTMENT

TYPE O
VARIANT 1
(with balcony)

TOTAL SALEABLE AREA
SUITE = 727.75 SQ.FT.
BALCONY = 48.33 SQ.FT.
TOTAL = 776.08 SQ.FT.

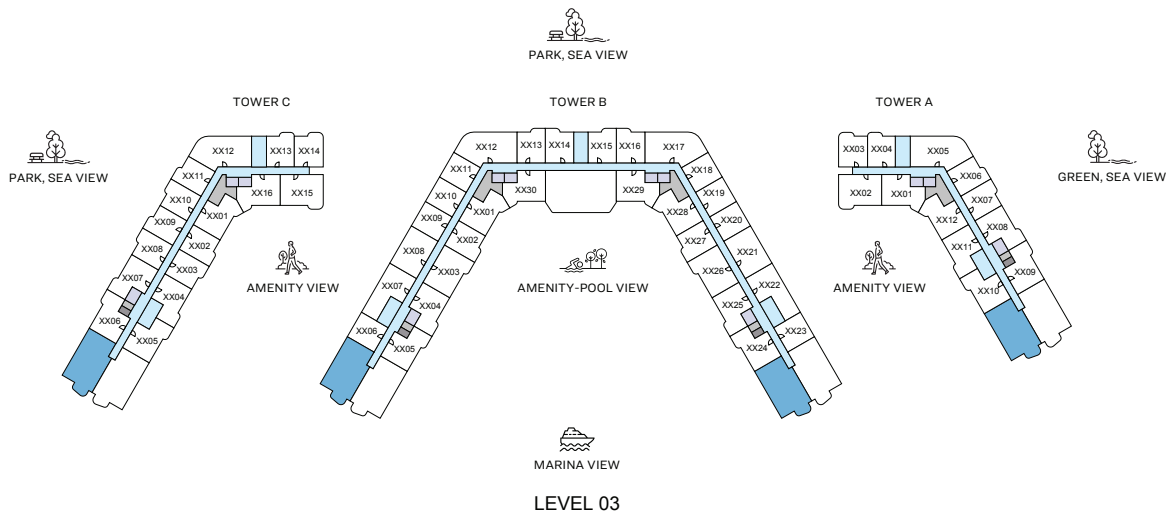
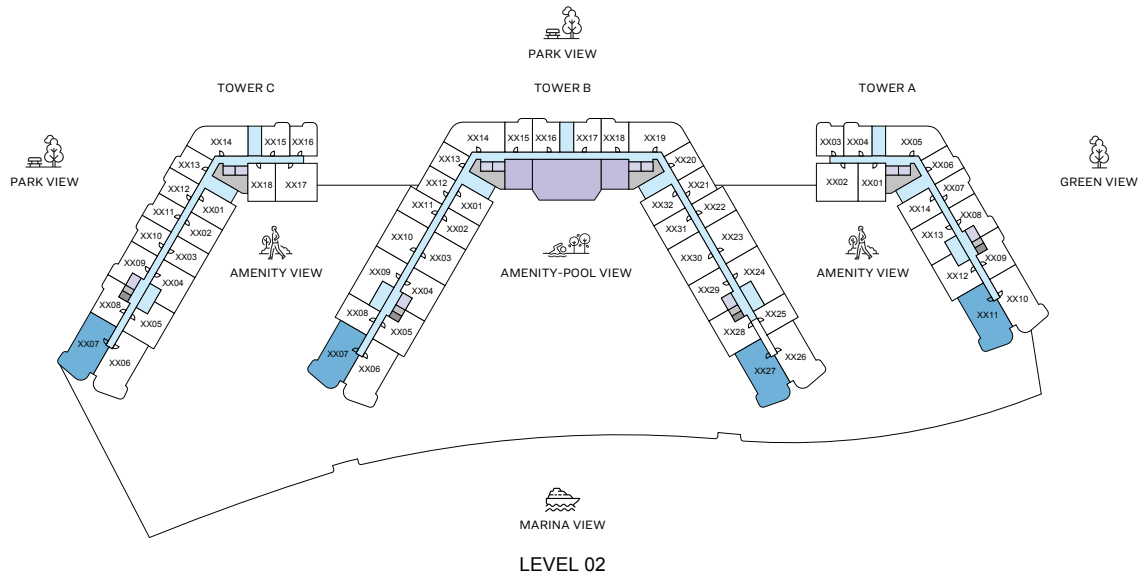
List of unit numbers with this unit plan:

VIEWS

Amenity, Sea View
B-321

Amenity, Sea View, Park view
B-423, B-521, B-623, B-721

Park, Sea View
B-823, B-921



3
BEDROOM
(DUPLEX)
APARTMENT

TYPE C

(with maid room and powder room + balcony)

TOTAL SALEABLE AREA

SUITE RANGE = 1840.31 – 1845.04 SQ.FT.
BALCONY RANGE = 311.18 – 313.12 SQ.FT.
TOTAL RANGE = 2153.32 – 2157.30 SQ.FT.

List of unit numbers with this unit plan:

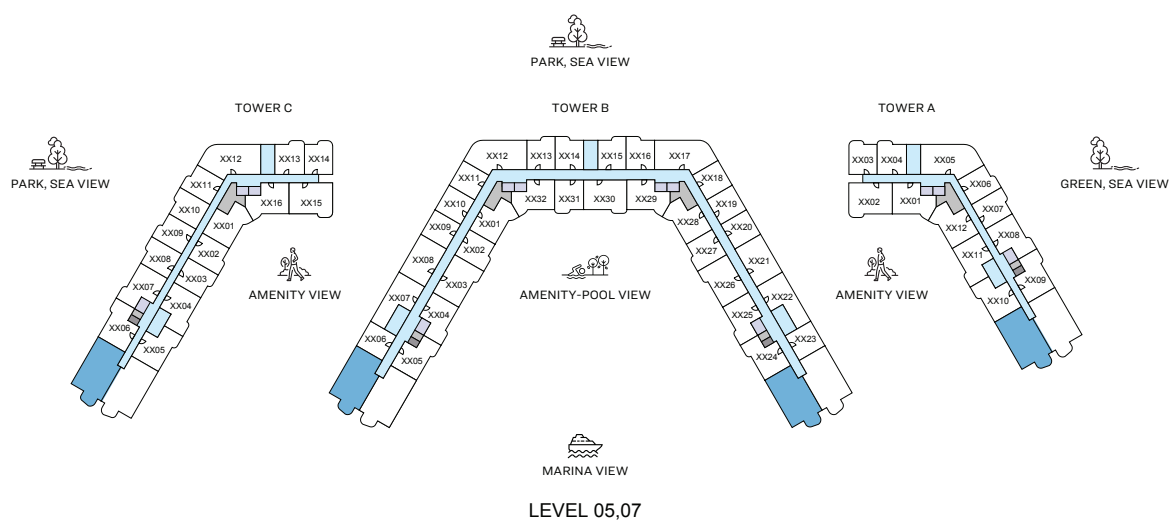
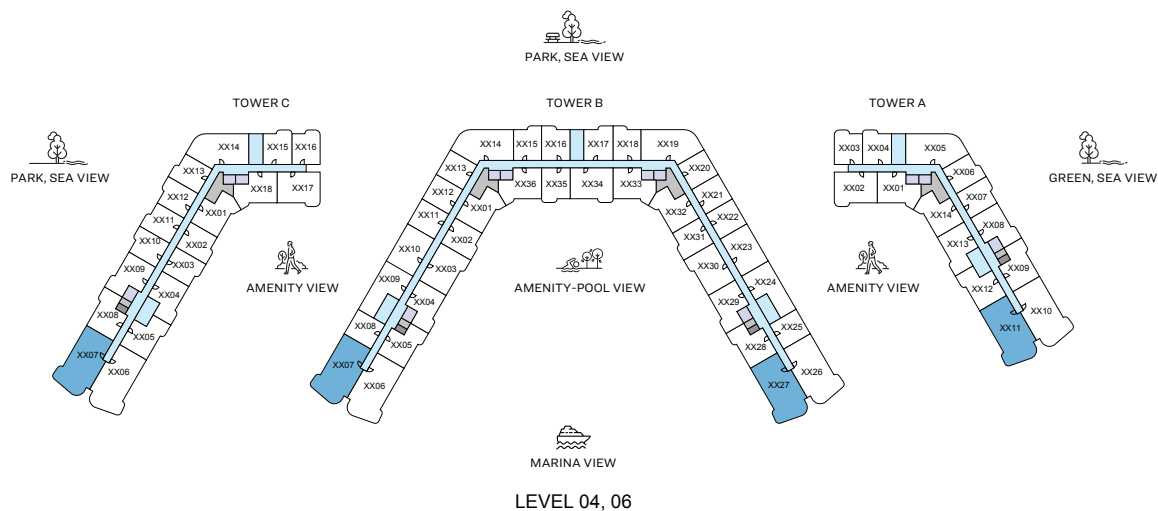
VIEWS

Amenity
A-211, B-207, B-227

Amenity, Marina View
A-411, B-407, B-427, A-611, B-607, B-627, B-807, B-827

Park View
C-207

Park, Marina View
C-407, C-607



3 BEDROOM (DUPLEX) APARTMENT

TYPE C

(with maid room and powder room + balcony)

TOTAL SALEABLE AREA

SUITE RANGE = 1840.31 - 1845.04 SQ.FT.
BALCONY RANGE = 311.18 - 313.12 SQ.FT
TOTAL RANGE = 2153.32 - 2157.30 SQ.FT.

List of unit numbers with this unit plan:

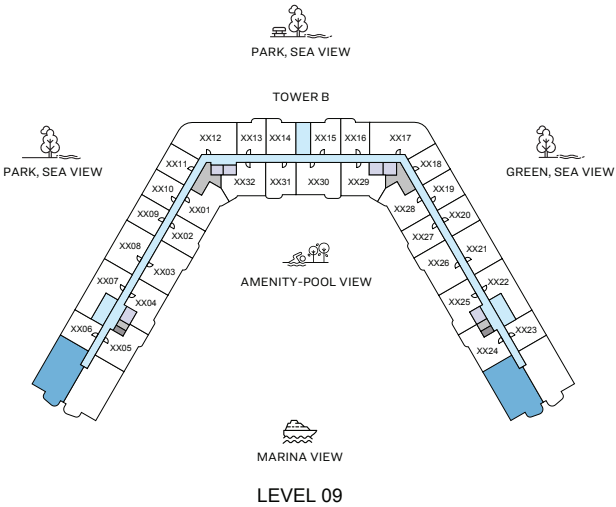
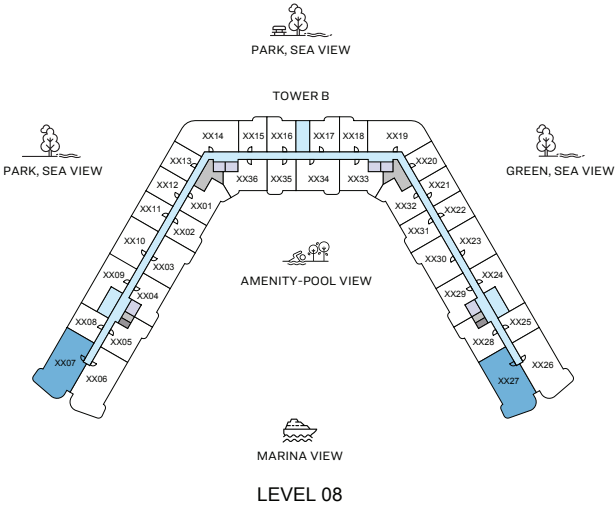
VIEWS

Amenity
A-211, B-207, B-227

Amenity, Marina View
A-411, B-407, B-427, A-611, B-607, B-627, B-807, B-827

Park View
C-207

Park, Marina View
C-407, C-607



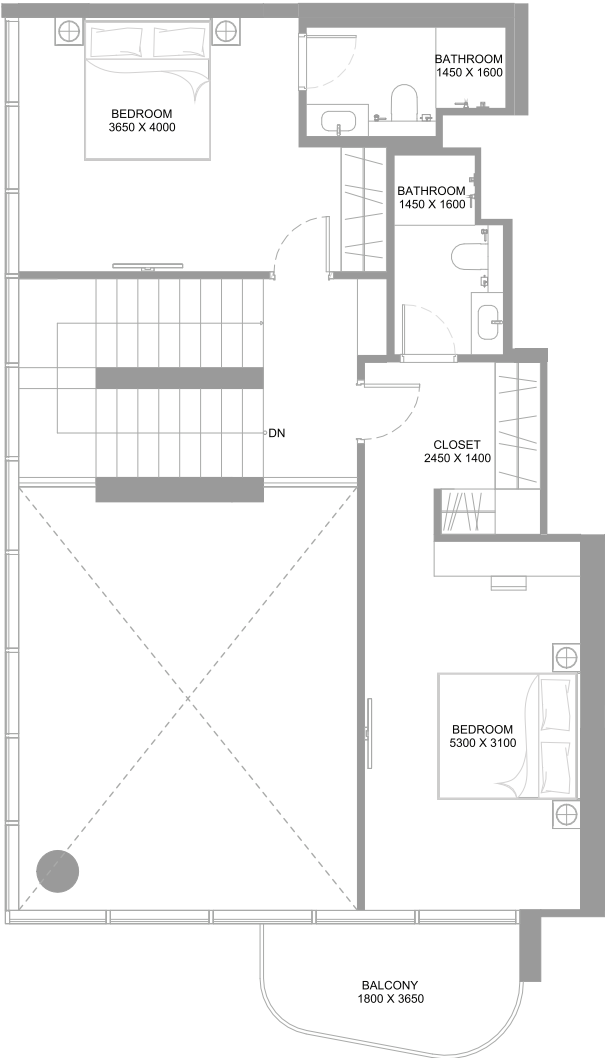
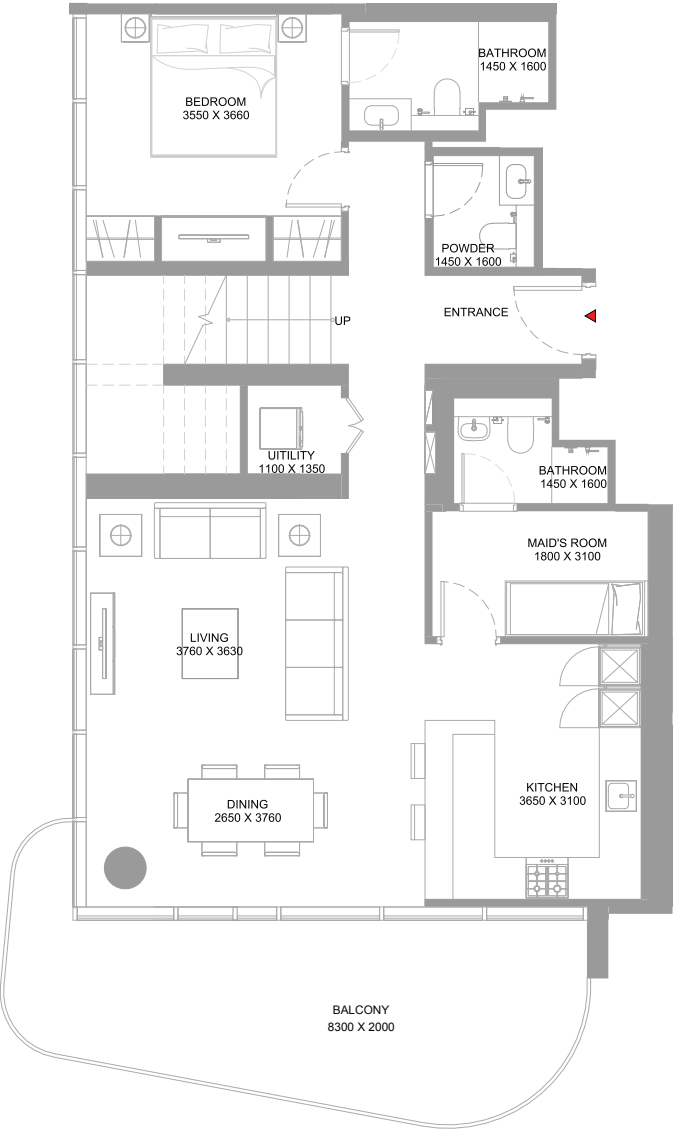
3
BEDROOM
(DUPLEX)
APARTMENT

TYPE C
(with maid room and powder room + balcony)

TOTAL SALEABLE AREA
SUITE RANGE = 1840.31 – 1845.04 SQ.FT.
BALCONY RANGE = 311.18 – 313.12 SQ.FT
TOTAL RANGE = 2153.32 – 2157.30 SQ.FT.

- List of unit numbers with this unit plan:
- VIEWS**
- Amenity
A-211, B-207, B-227
- Amenity, Marina View
A-411, B-407, B-427, A-611, B-607, B-627, B-807, B-827
- Park View
C-207

Park, Marina View
C-407, C-607



3
BEDROOM
(DUPLEX)
APARTMENT

TYPE C
(with maid room and powder room + balcony)

TOTAL SALEABLE AREA
SUITE RANGE = 1840.31 – 1845.04 SQ.FT.
BALCONY RANGE = 311.18 – 313.12 SQ.FT
TOTAL RANGE = 2153.32 – 2157.30 SQ.FT.

List of unit numbers with this unit plan:

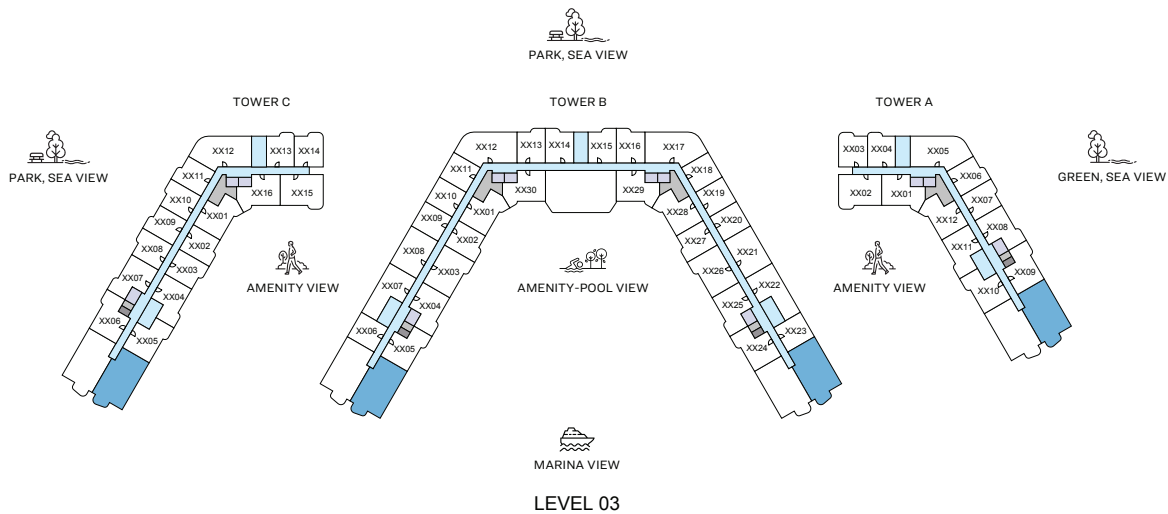
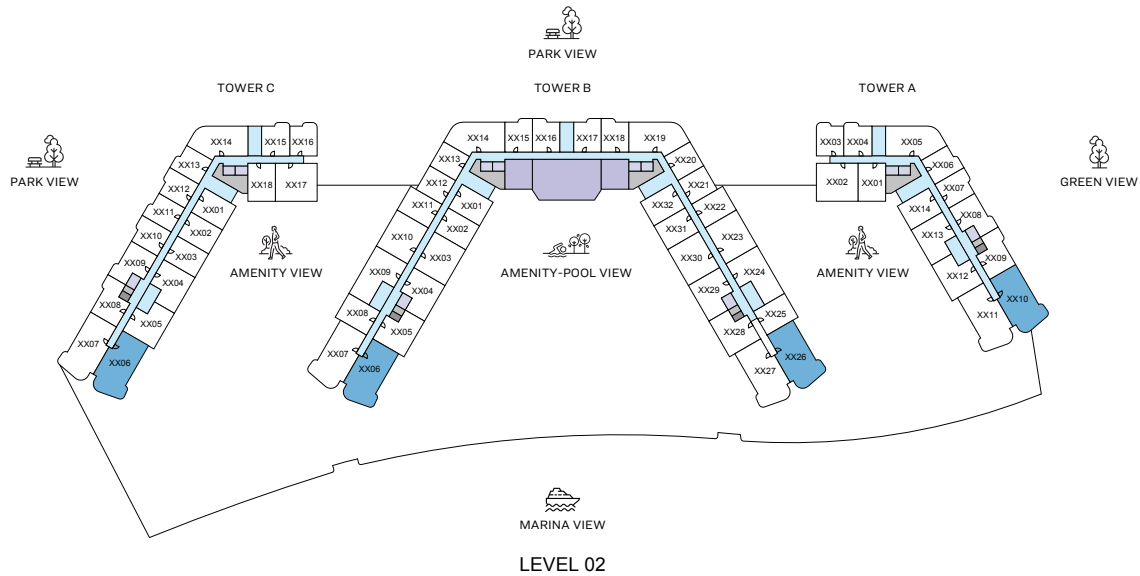
VIEWS

Amenity
A-211, B-207, B-227

Amenity, Marina View
A-411, B-407, B-427, A-611, B-607, B-627, B-807, B-827

Park View
C-207

Park, Marina View
C-407, C-607



3
BEDROOM
(DUPLEX)
APARTMENT

TYPE C
VARIANT 1

(with maid room and powder room + balcony)

TOTAL SALEABLE AREA
SUITE RANGE = 1841.60 – 1845.04 SQ.FT.
BALCONY RANGE = 311.18 – 313.23 SQ.FT.
TOTAL RANGE = 2154.61 – 2156.87 SQ.FT.

List of unit numbers with this unit plan:

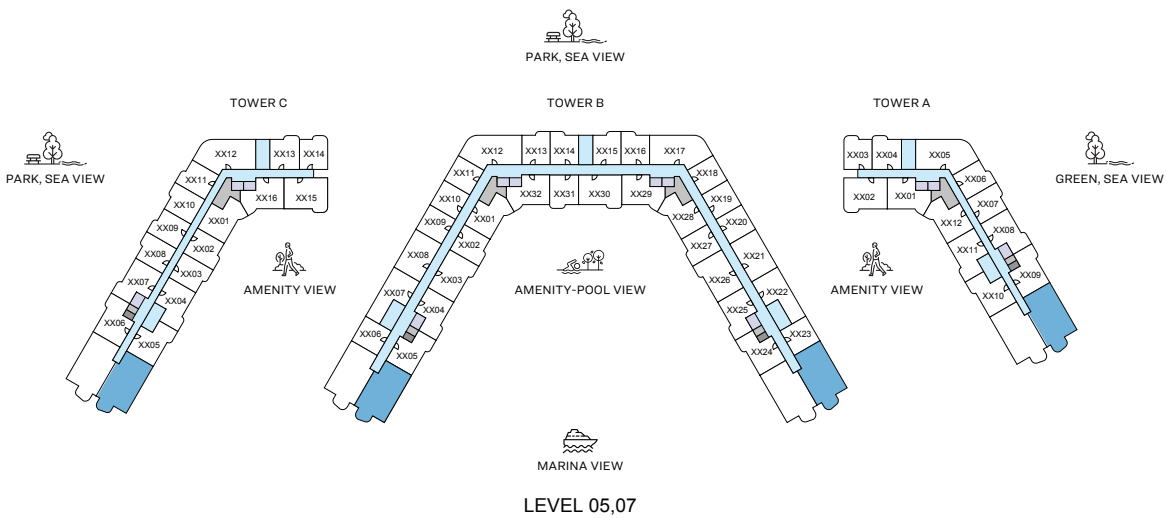
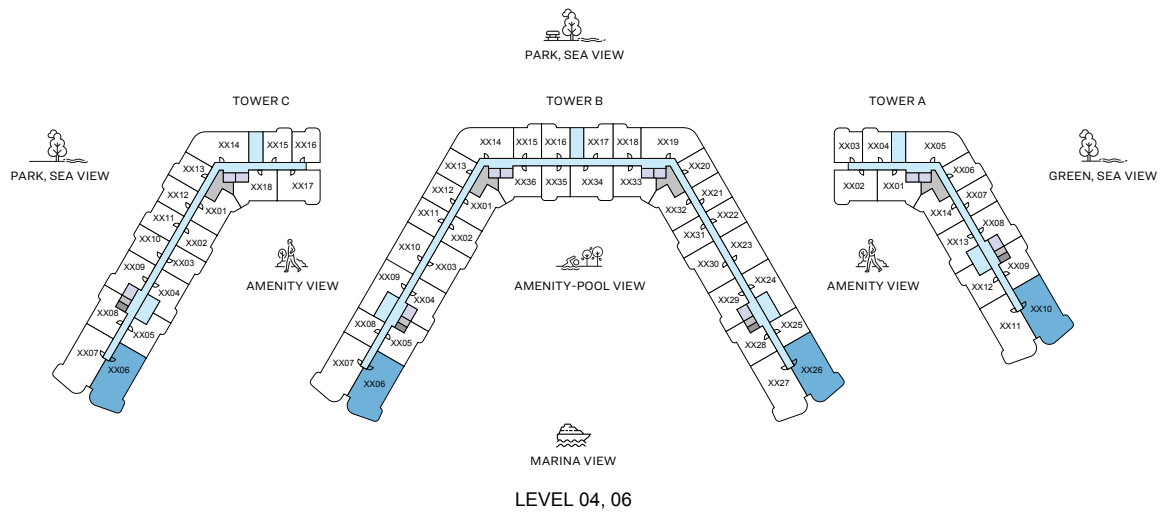
VIEWS

Amenity
B-206, B-226, C-206

Amenity, Marina View
B-406, B-426, C-406, B-606, B-626, C-606, B-806, B-826

Green View
A-210

Green, Marina View
A-410, A-610



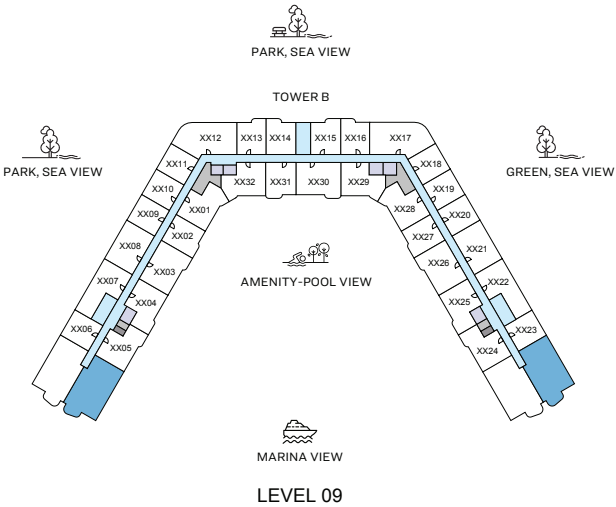
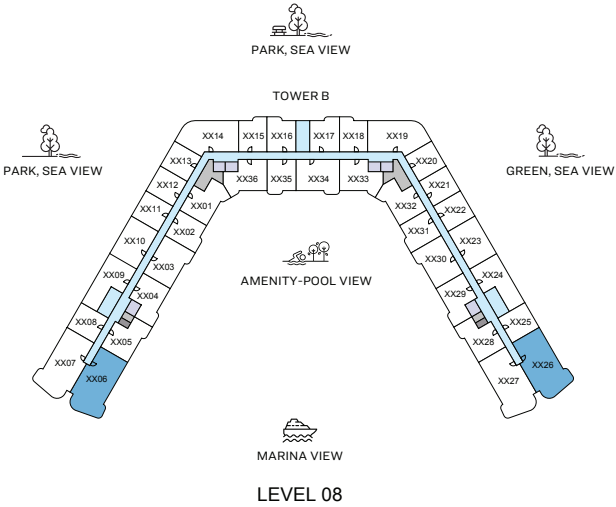
3
BEDROOM
(DUPLEX)
APARTMENT

TYPE C
VARIANT 1
(with maid room and powder room + balcony)

TOTAL SALEABLE AREA
SUITE RANGE = 1841.60 – 1845.04 SQ.FT.
BALCONY RANGE = 311.18 – 313.23 SQ.FT.
TOTAL RANGE = 2154.61 – 2156.87 SQ.FT.

- List of unit numbers with this unit plan:
- VIEWS**
- Amenity
B-206, B-226, C-206
- Amenity, Marina View
B-406, B-426, C-406, B-606, B-626, C-606, B-806, B-826
- Green View
A-210

Green, Marina View
A-410, A-610



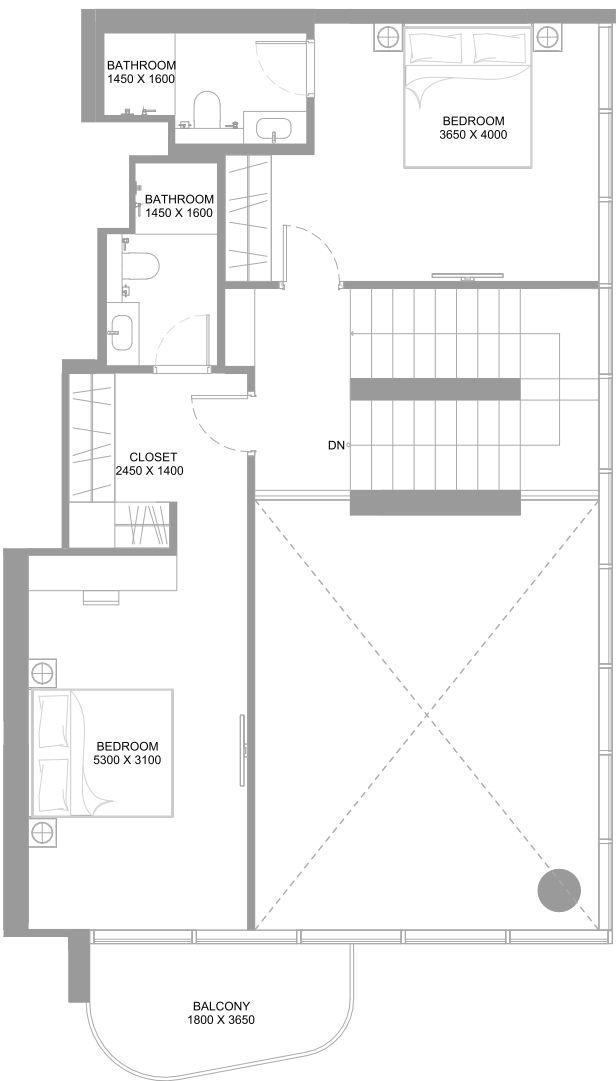
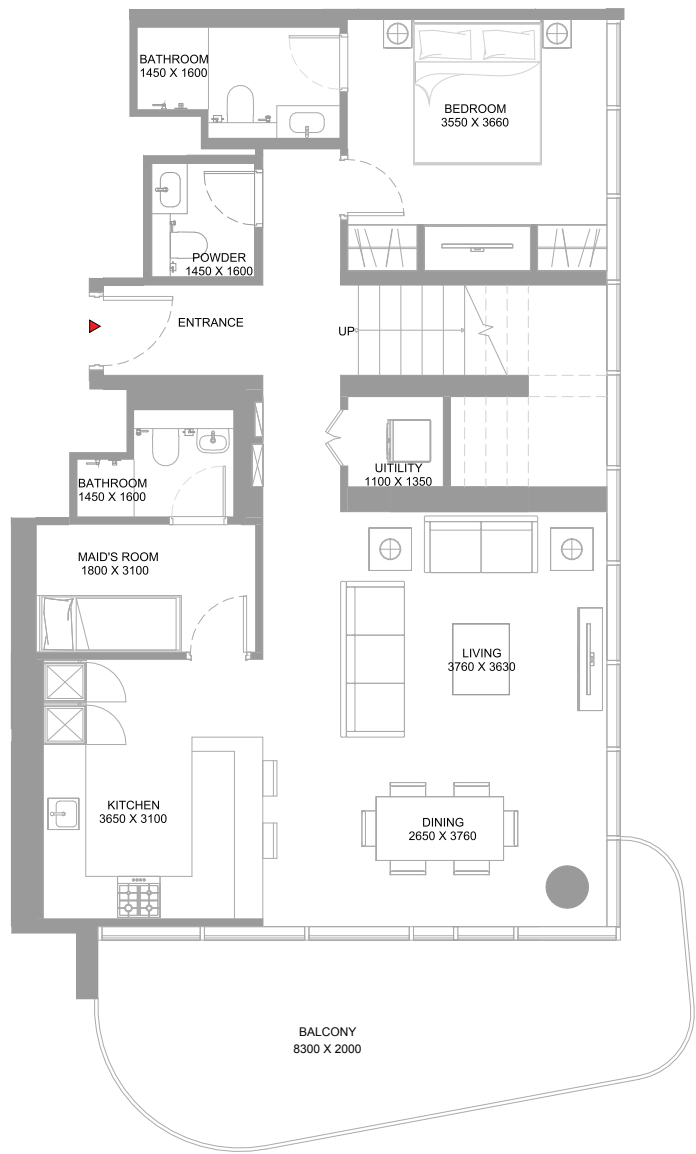
3
BEDROOM
(DUPLEX)
APARTMENT

TYPE C
VARIANT 1
(with maid room and powder room + balcony)

TOTAL SALEABLE AREA
SUITE RANGE = 1841.60 – 1845.04 SQ.FT.
BALCONY RANGE = 311.18 – 313.23 SQ.FT.
TOTAL RANGE = 2154.61 – 2156.87 SQ.FT.

- List of unit numbers with this unit plan:
- VIEWS**
- Amenity
B-206, B-226, C-206
- Amenity, Marina View
B-406, B-426, C-406, B-606, B-626, C-606, B-806, B-826
- Green View
A-210

Green, Marina View
A-410, A-610



3
BEDROOM
(DUPLEX)
APARTMENT

TYPE C VARIANT 1

(with maid room and powder room + balcony)

TOTAL SALEABLE AREA
SUITE RANGE = 1841.60 – 1845.04 SQ.FT.
BALCONY RANGE = 311.18 – 313.23 SQ.FT.
TOTAL RANGE = 2154.61 – 2156.87 SQ.FT.

List of unit numbers with this unit plan:

VIEWS

Amenity
B-206, B-226, C-206

Amenity, Marina View
B-406, B-426, C-406, B-606, B-626, C-606, B-806, B-826

Green View
A-210

Green, Marina View
A-410, A-610