

FLOOR PLANS



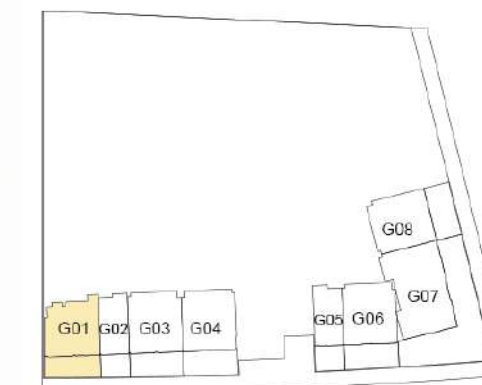


## 1B-TYPE 1

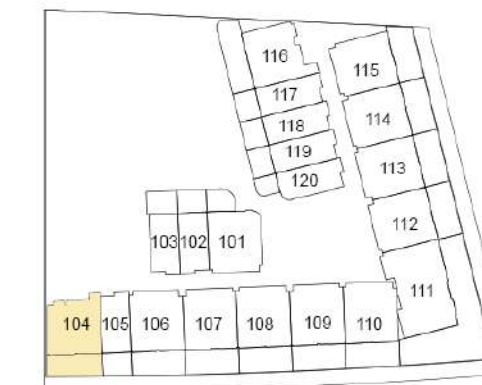
**TOTAL AREA:** From 686 To 772 sq ft

### UNIT LOCATION

#### GROUND FLOOR



#### 1ST FLOOR



#### 2ND FLOOR



#### 3RD FLOOR



#### 4TH FLOOR



All drawings and dimensions are approximate. Drawings not to scale are subject to change without notice. The developer reserves the right to make revisions. The units are taken from the typical floor of the building and columns may vary in size depending on the floor level. The furnishings and accessories shown are representation only. The length and width of the Unit and balcony varies depending on which floor and which orientation the unit is located within the building to comply with the building authority regulations



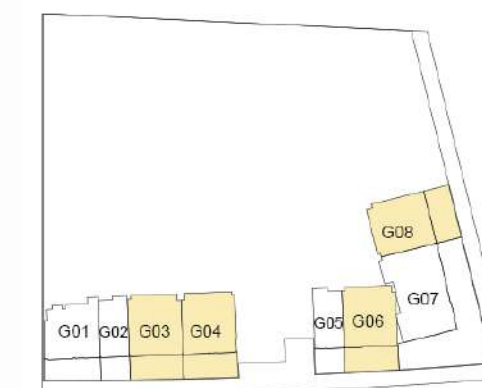


## 1B-TYPE 2

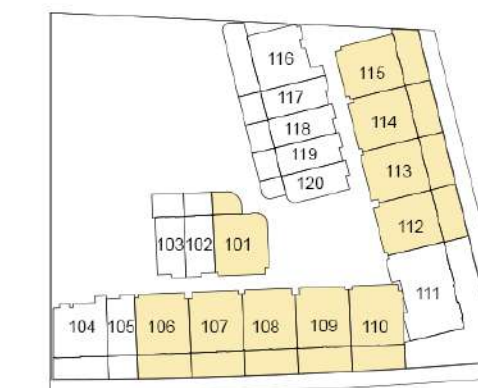
**TOTAL AREA:** From 692 To 842 sq ft

### UNIT LOCATION

#### GROUND FLOOR



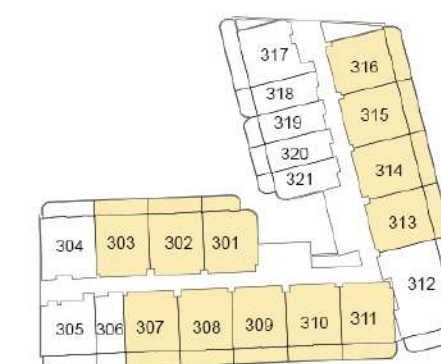
#### 1ST FLOOR



#### 2ND FLOOR



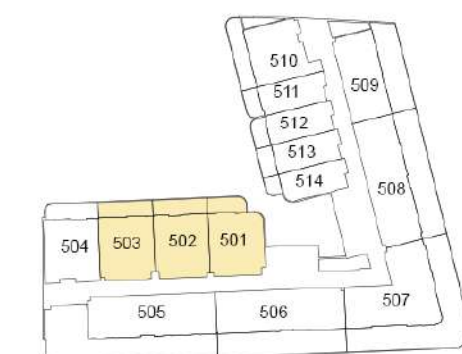
#### 3RD FLOOR



#### 4TH FLOOR



#### 5TH FLOOR



All drawings and dimensions are approximate. Drawings not to scale are subject to change without notice. The developer reserves the right to make revisions. The units are taken from the typical floor of the building and columns may vary in size depending on the floor level. The furnishings and accessories shown are representation only. The length and width of the Unit and balcony varies depending on which floor and which orientation the unit is located within the building to comply with the building authority regulations.



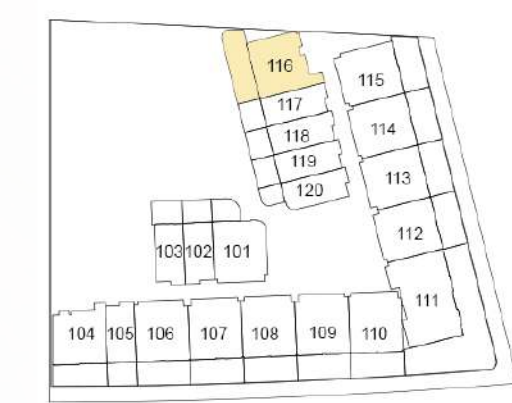


## 1B-TYPE 3

**TOTAL AREA:** From 777 To 888 sq ft

### UNIT LOCATION

1ST FLOOR



2ND FLOOR



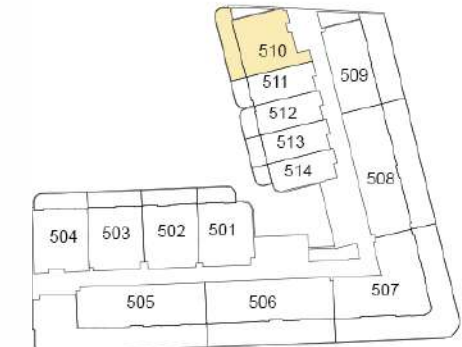
3RD FLOOR



4TH FLOOR



5TH FLOOR



All drawings and dimensions are approximate. Drawings not to scale are subject to change without notice. The developer reserves the right to make revisions. The units are taken from the typical floor of the building and columns may vary in size depending on the floor level. The furnishings and accessories shown are representation only. The length and width of the Unit and balcony varies depending on which floor and which orientation the unit is located within the building to comply with the building authority regulations





## 1B-TYPE 4

**TOTAL AREA:** From 734 To 738 sq ft

### UNIT LOCATION

#### 2ND FLOOR



#### 3RD FLOOR



#### 4TH FLOOR



#### 5TH FLOOR



All drawings and dimensions are approximate. Drawings not to scale are subject to change without notice. The developer reserves the right to make revisions. The units are taken from the typical floor of the building and columns may vary in size depending on the floor level. The furnishings and accessories shown are representation only. The length and width of the Unit and balcony varies depending on which floor and which orientation the unit is located within the building to comply with the building authority regulations.



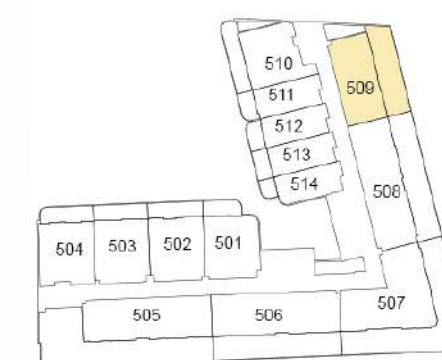


## 1B-TYPE 5

**TOTAL AREA:** 1006 sq ft

### UNIT LOCATION

#### 5TH FLOOR



All drawings and dimensions are approximate. Drawings not to scale are subject to change without notice. The developer reserves the right to make revisions. The units are taken from the typical floor of the building and columns may vary in size depending on the floor level. The furnishings and accessories shown are representation only. The length and width of the Unit and balcony varies depending on which floor and which orientation the unit is located within the building to comply with the building authority regulations.





## 2B-TYPE 1

**TOTAL AREA:** 1336 sq ft

### UNIT LOCATION

#### 2ND FLOOR



#### 3RD FLOOR



#### 4TH FLOOR



All drawings and dimensions are approximate. Drawings not to scale are subject to change without notice. The developer reserves the right to make revisions. The units are taken from the typical floor of the building and columns may vary in size depending on the floor level. The furnishings and accessories shown are representation only. The length and width of the Unit and balcony varies depending on which floor and which orientation the unit is located within the building to comply with the building authority regulations.



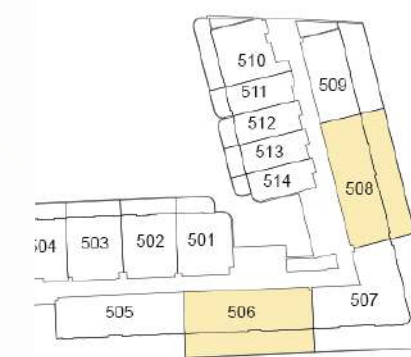


## 2B-TYPE 2

**TOTAL AREA:** From 1460 To 1464 sq ft

### UNIT LOCATION

#### 5TH FLOOR



All drawings and dimensions are approximate. Drawings not to scale are subject to change without notice. The developer reserves the right to make revisions. The units are taken from the typical floor of the building and columns may vary in size depending on the floor level. The furnishings and accessories shown are representation only. The length and width of the Unit and balcony varies depending on which floor and which orientation the unit is located within the building to comply with the building authority regulations.





## 2B-TYPE 3

TOTAL AREA: 1897 sq ft

### UNIT LOCATION

#### 5TH FLOOR



All drawings and dimensions are approximate. Drawings not to scale are subject to change without notice. The developer reserves the right to make revisions. The units are taken from the typical floor of the building and columns may vary in size depending on the floor level. The furnishings and accessories shown are representation only. The length and width of the Unit and balcony varies depending on which floor and which orientation the unit is located within the building to comply with the building authority regulations







## 2B-TYPE 4

**TOTAL AREA:** 1859 sq ft

### UNIT LOCATION

#### 5TH FLOOR



All drawings and dimensions are approximate. Drawings not to scale are subject to change without notice. The developer reserves the right to make revisions. The units are taken from the typical floor of the building and columns may vary in size depending on the floor level. The furnishings and accessories shown are representation only. The length and width of the Unit and balcony varies depending on which floor and which orientation the unit is located within the building to comply with the building authority regulations.



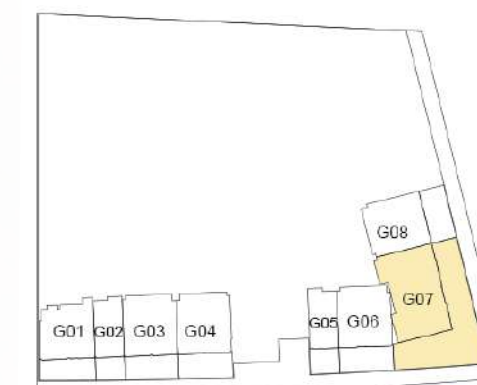


## 2B-TYPE 5

**TOTAL AREA:** From 1852 To 1856 sq ft

### UNIT LOCATION

#### GROUND FLOOR



#### 1ST FLOOR



All drawings and dimensions are approximate. Drawings not to scale are subject to change without notice. The developer reserves the right to make revisions. The units are taken from the typical floor of the building and columns may vary in size depending on the floor level. The furnishings and accessories shown are representation only. The length and width of the Unit and balcony varies depending on which floor and which orientation the unit is located within the building to comply with the building authority regulations.





# ST-TYPE 1

TOTAL AREA: From 394 To 428 sq ft

## UNIT LOCATION

2ND FLOOR



3RD FLOOR



4TH FLOOR



5TH FLOOR



All drawings and dimensions are approximate. Drawings not to scale are subject to change without notice. The developer reserves the right to make revisions. The units are taken from the typical floor of the building and columns may vary in size depending on the floor level. The furnishings and accessories shown are representation only. The length and width of the Unit and balcony varies depending on which floor and which orientation the unit is located within the building to comply with the building authority regulations





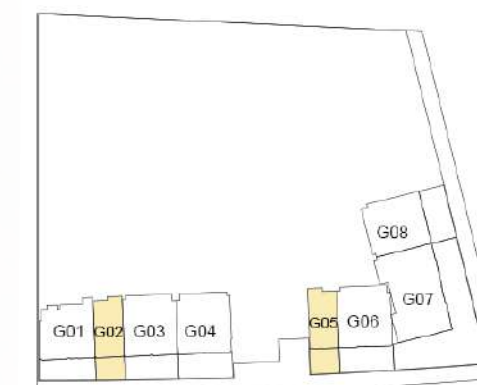


## ST-TYPE 2

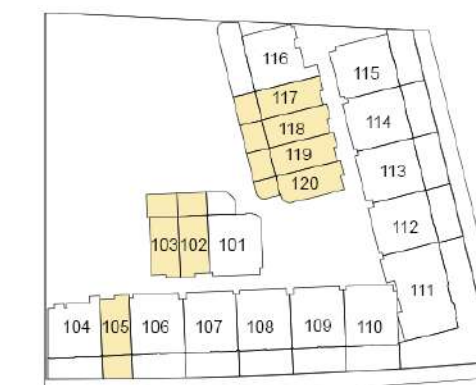
**TOTAL AREA:** From 421 To 468 sq ft

### UNIT LOCATION

#### GROUND FLOOR



#### 1ST FLOOR



All drawings and dimensions are approximate. Drawings not to scale are subject to change without notice. The developer reserves the right to make revisions. The units are taken from the typical floor of the building and columns may vary in size depending on the floor level. The furnishings and accessories shown are representation only. The length and width of the Unit and balcony varies depending on which floor and which orientation the unit is located within the building to comply with the building authority regulations.