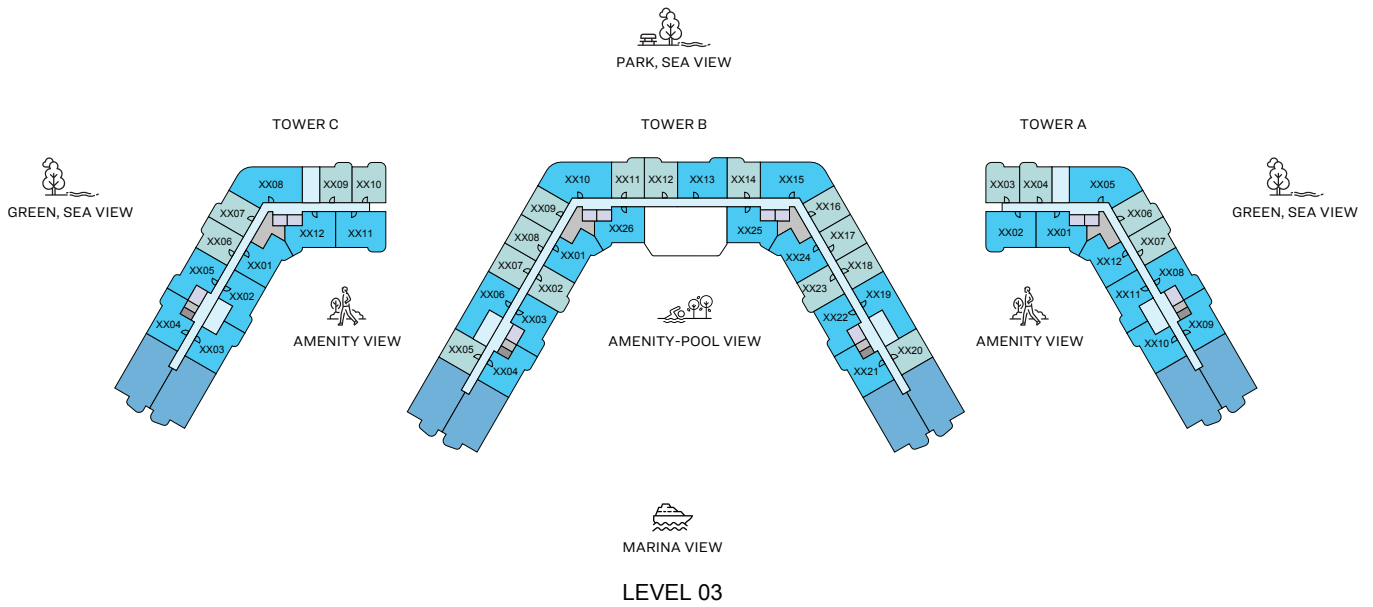
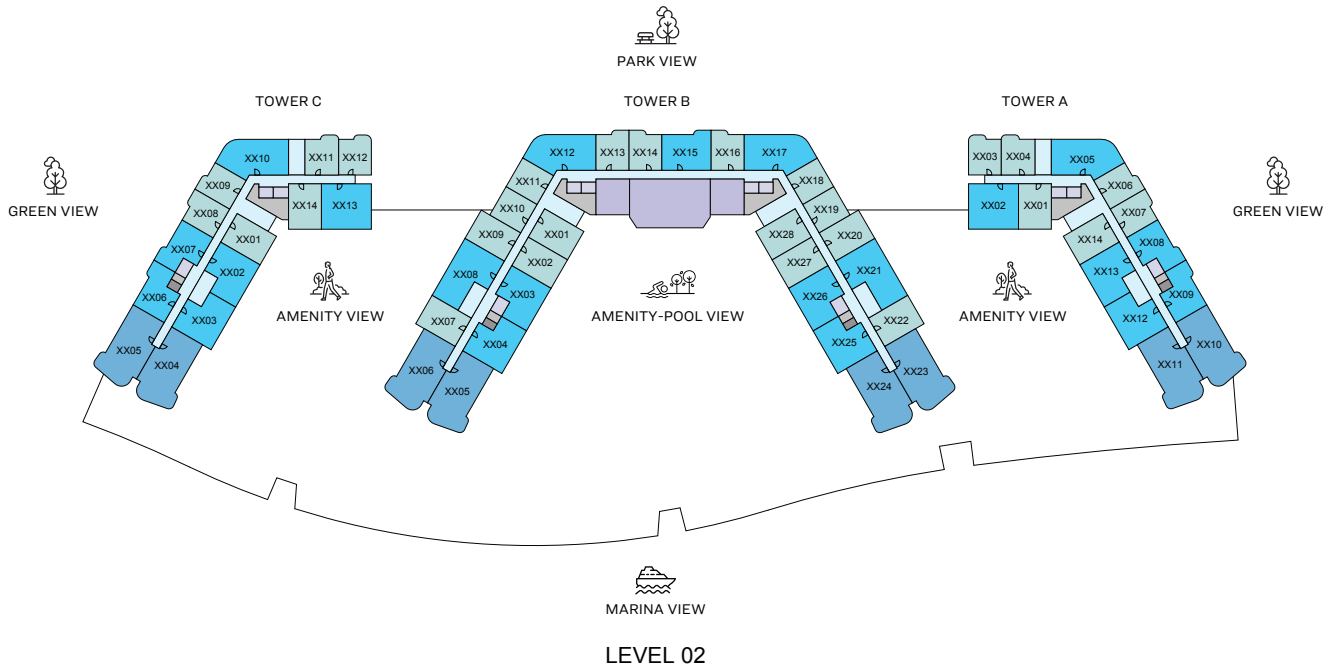
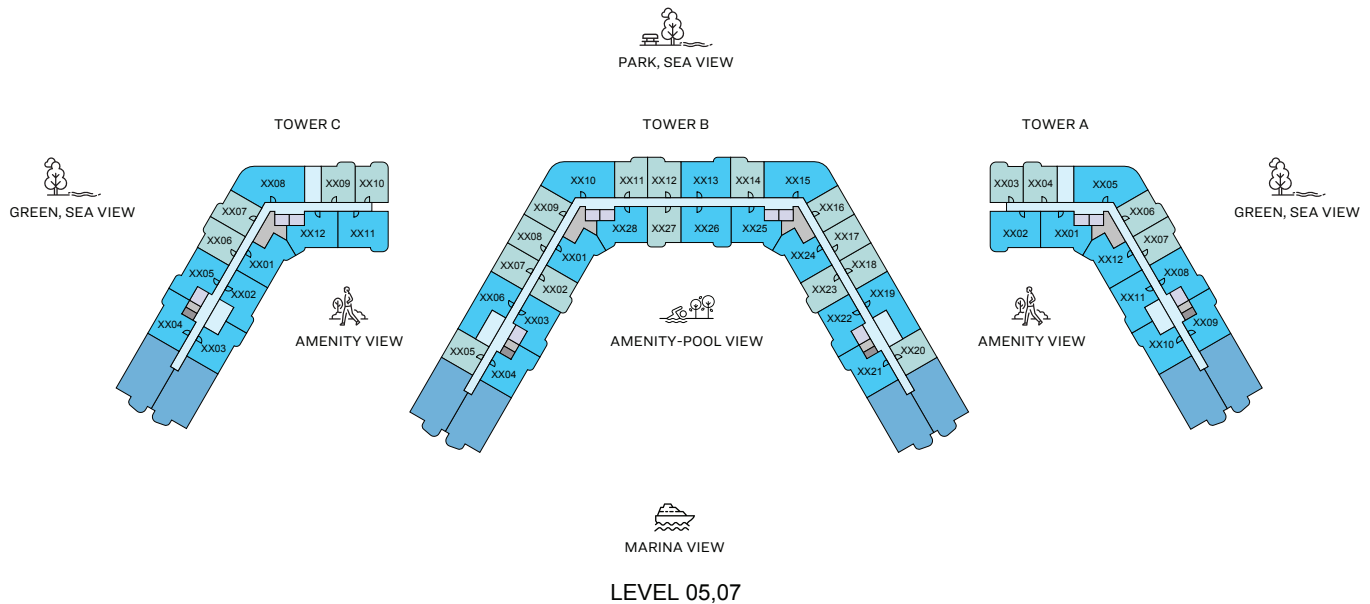
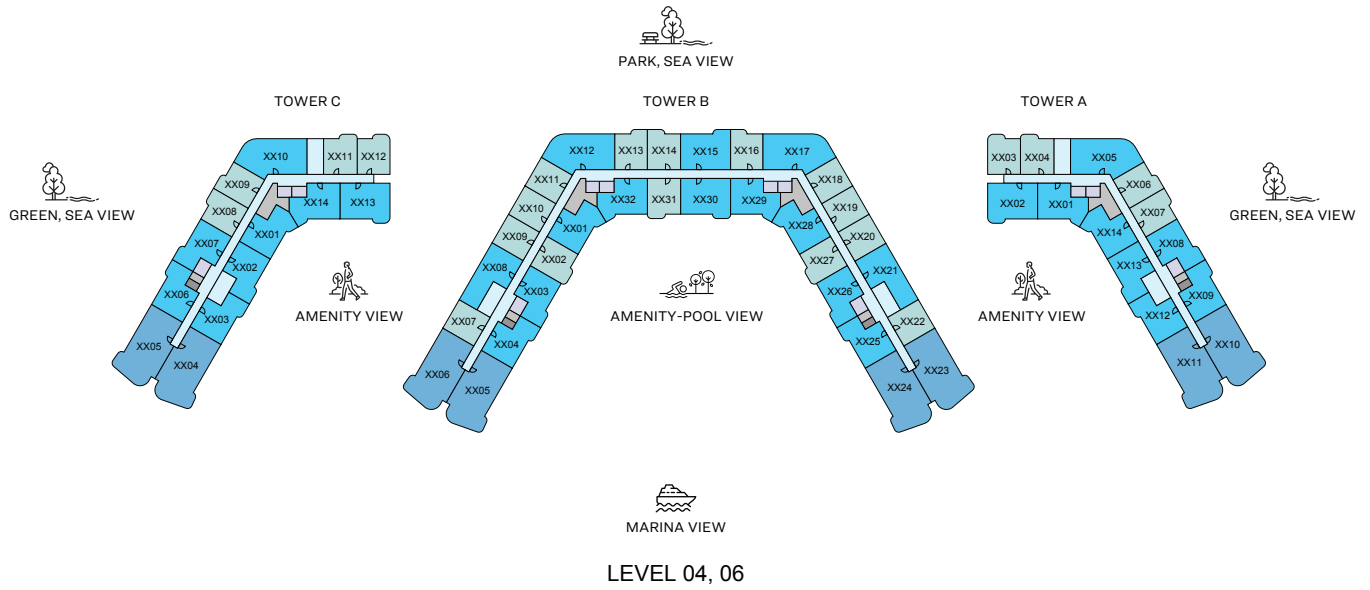


FLOOR AND UNIT PLANS

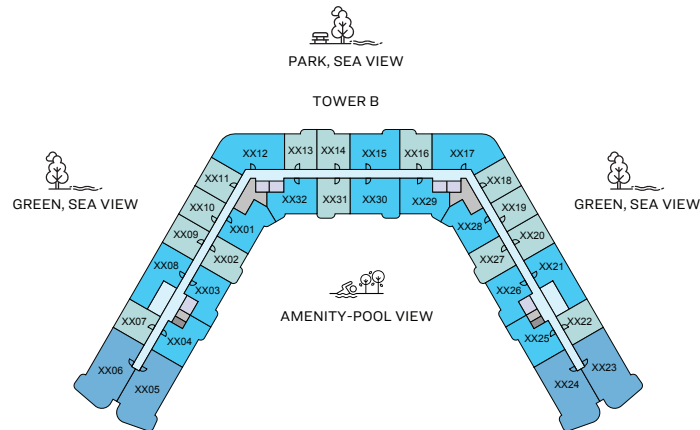
BAYSIDE
MARINA RESIDENCES



1 BED UNIT	3 BED UNIT	CIRCULATION	SERVICES	AMENITIES
2 BED UNIT	PARKING	GARBAGE	LIFT	

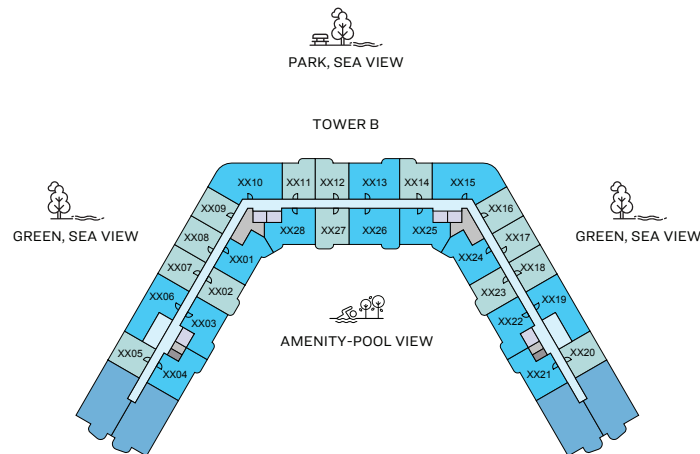


1 BED UNIT	3 BED UNIT	CIRCULATION	SERVICES	AMENITIES
2 BED UNIT	PARKING	GARBAGE	LIFT	



MARINA VIEW

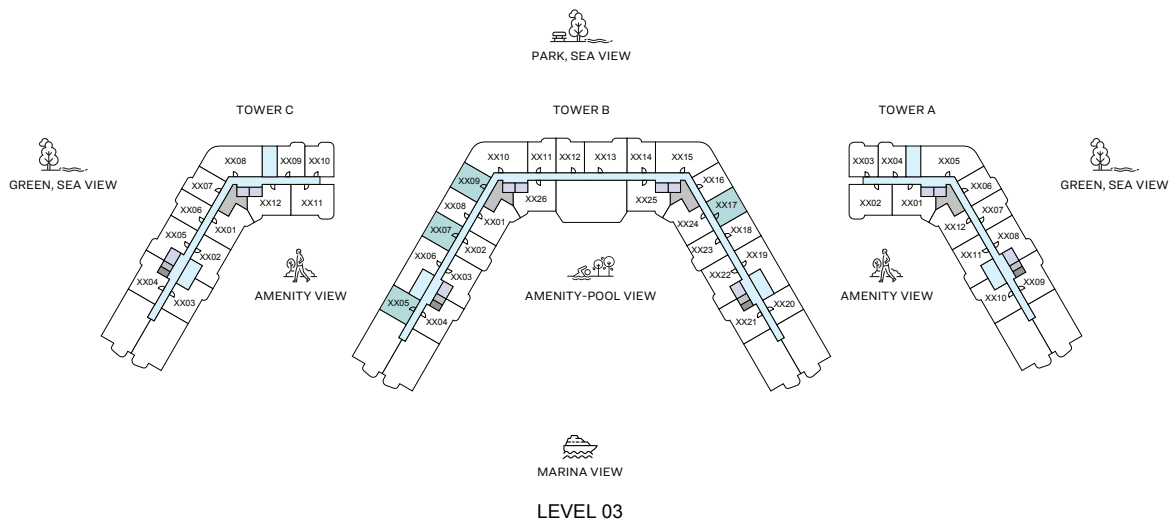
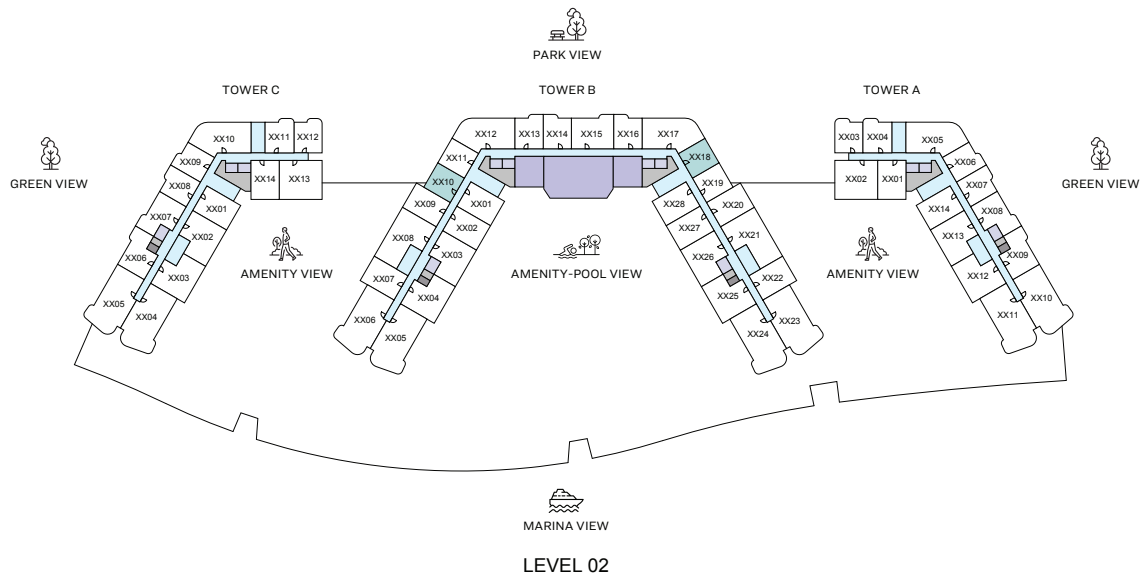
LEVEL 08



MARINA VIEW

LEVEL 09

1 BED UNIT	3 BED UNIT	CIRCULATION	SERVICES	AMENITIES
2 BED UNIT	PARKING	GARBAGE	LIFT	



1

BEDROOM
APARTMENT

TYPE A

(with powder room + balcony)

TOTAL SALEABLE AREA
SUITE RANGE = 465.11 - 466.18 SQ.FT.
BALCONY = 48.11 SQ.FT.
TOTAL RANGE = 513.22 - 514.30 SQ.FT.

List of unit numbers with this unit plan:

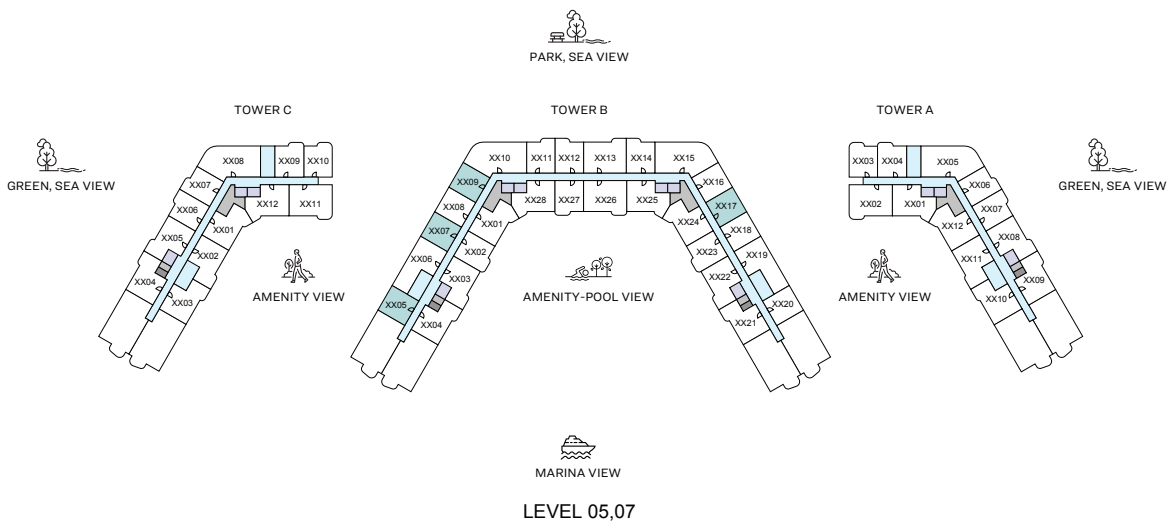
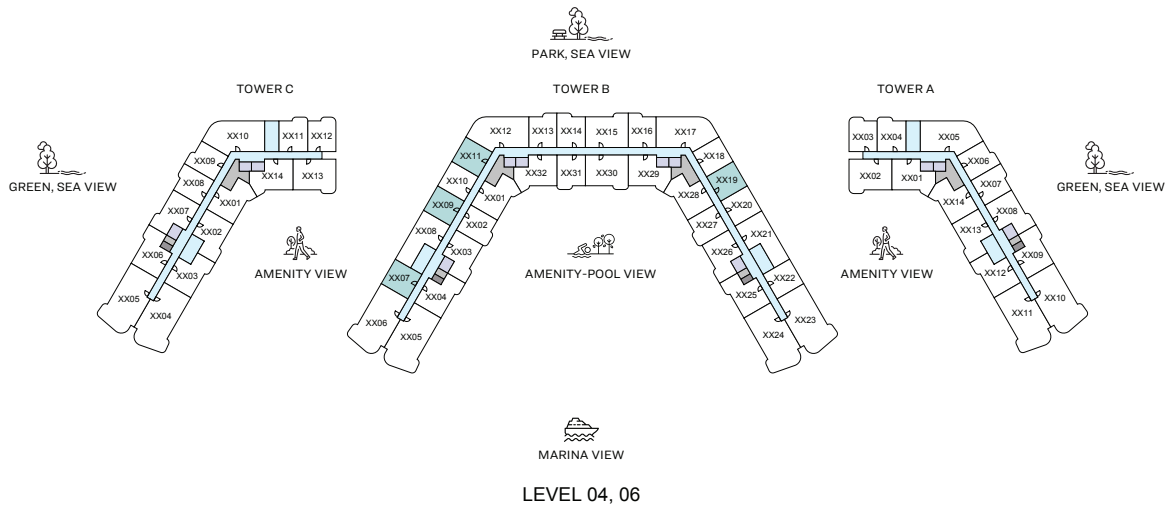
VIEWS

Park View
B-210, B-218

Amenity, Sea View
B-305

Amenity, Sea View, Park view
B-307, B-407, B-409, B-505, B-507, B-509, B-517,
B-607, B-609, B-611, B-619, B-705, B-707, B-709, B-717,
B-807, B-809, B-811, B-819, B-905, B-907, B-909, B-917

Park, Sea View
B-309, B-317, B-411, B-419



1

BEDROOM
APARTMENT

TYPE A

(with powder room + balcony)

TOTAL SALEABLE AREA
SUITE RANGE = 465.11 - 466.18 SQ.FT.
BALCONY = 48.11 SQ.FT.
TOTAL RANGE = 513.22 - 514.30 SQ.FT.

List of unit numbers with this unit plan:

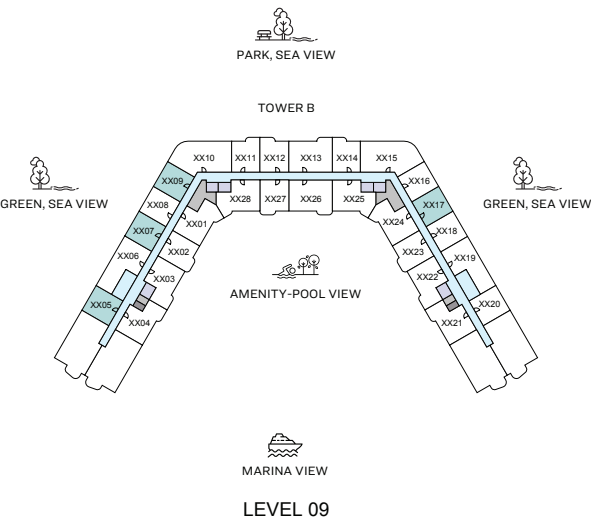
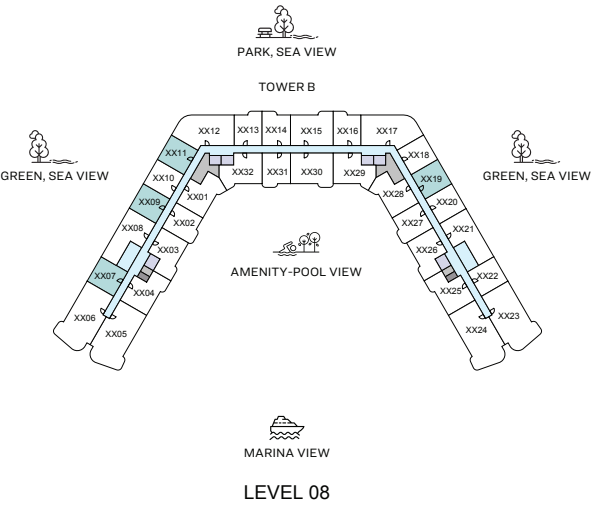
VIEWS

Park View
B-210, B-218

Amenity, Sea View
B-305

Amenity, Sea View, Park view
B-307, B-407, B-409, B-505, B-507, B-509, B-517,
B-607, B-609, B-611, B-619, B-705, B-707, B-709, B-717,
B-807, B-809, B-811, B-819, B-905, B-907, B-909, B-917

Park, Sea View
B-309, B-317, B-411, B-419



1

BEDROOM
APARTMENT

TYPE A

(with powder room + balcony)

TOTAL SALEABLE AREA
SUITE RANGE = 465.11 - 466.18 SQ.FT.
BALCONY = 48.11 SQ.FT.
TOTAL RANGE = 513.22 - 514.30 SQ.FT.

List of unit numbers with this unit plan:

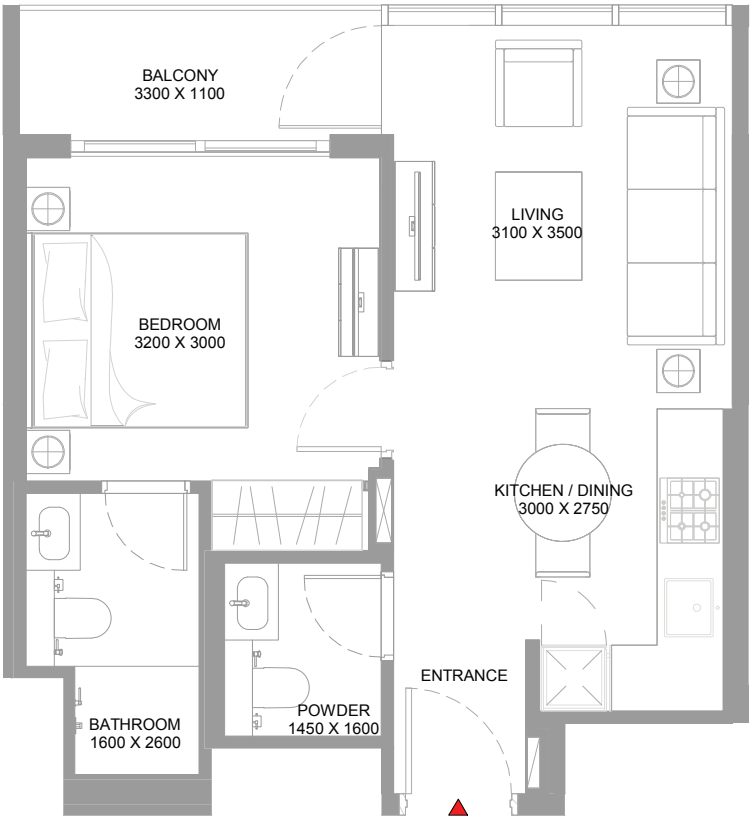
VIEWS

Park View
B-210, B-218

Amenity, Sea View
B-305

Amenity, Sea View, Park view
B-307, B-407, B-409, B-505, B-507, B-509, B-517,
B-607, B-609, B-611, B-619, B-705, B-707, B-709, B-717,
B-807, B-809, B-811, B-819, B-905, B-907, B-909, B-917

Park, Sea View
B-309, B-317, B-411, B-419



1

BEDROOM
APARTMENT

TYPE A

(with powder room + balcony)

TOTAL SALEABLE AREA
SUITE RANGE = 465.11 - 466.18 SQ.FT.
BALCONY = 48.11 SQ.FT.
TOTAL RANGE = 513.22 - 514.30 SQ.FT.

List of unit numbers with this unit plan:

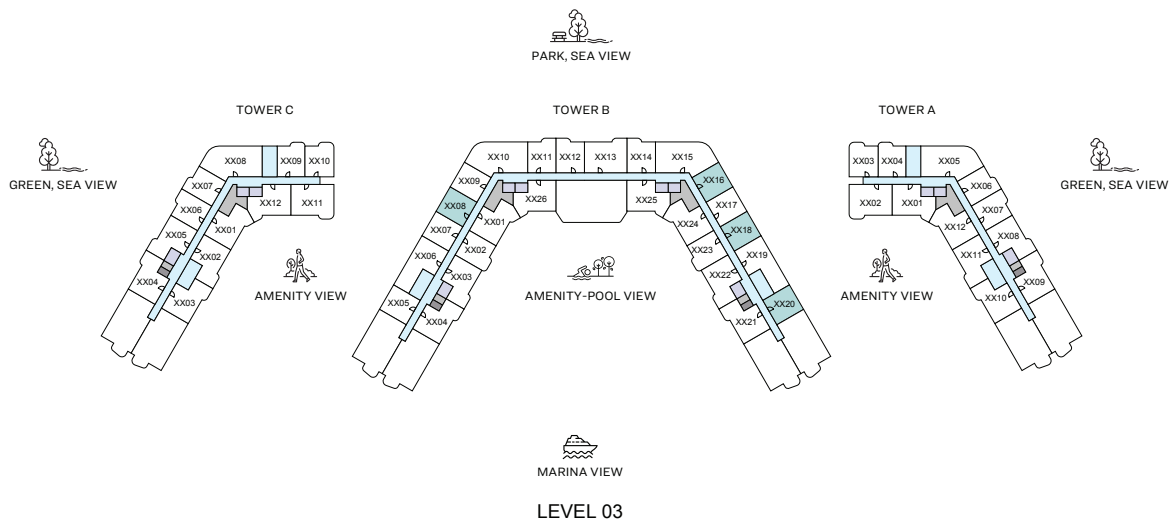
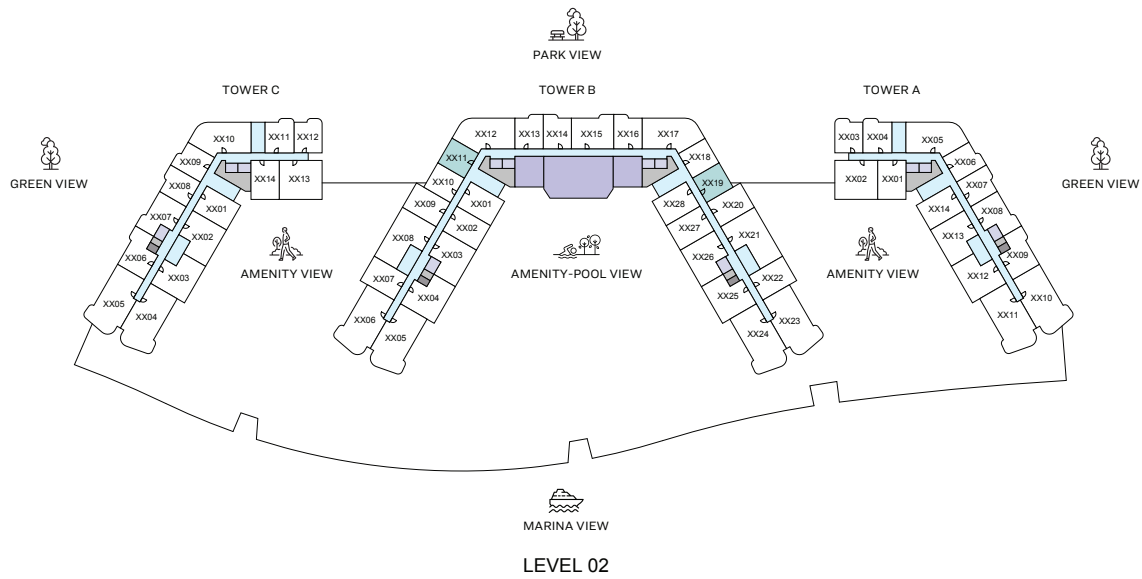
VIEWS

Park View
B-210, B-218

Amenity, Sea View
B-305

Amenity, Sea View, Park view
B-307, B-407, B-409, B-505, B-507, B-509, B-517,
B-607, B-609, B-611, B-619, B-705, B-707, B-709, B-717,
B-807, B-809, B-811, B-819, B-905, B-907, B-909, B-917

Park, Sea View
B-309, B-317, B-411, B-419



1

BEDROOM
APARTMENT

TYPE A VARIANT 1

(with powder room + balcony)

TOTAL SALEABLE AREA
SUITE RANGE = 465.11 - 466.29 SQ.FT.
BALCONY = 48.11 SQ.FT.
TOTAL RANGE = 513.22 - 514.41 SQ.FT.

List of unit numbers with this unit plan:

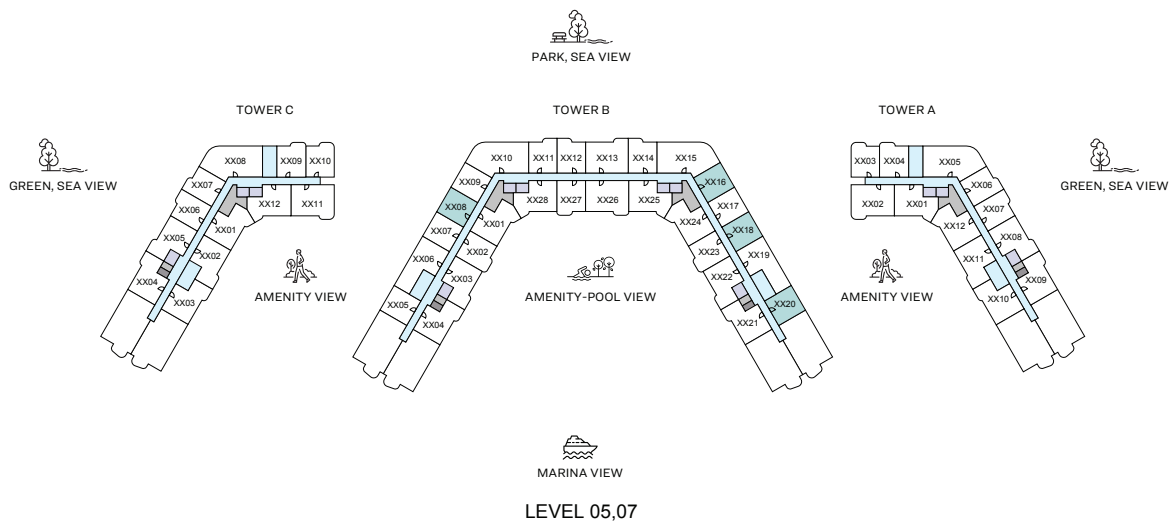
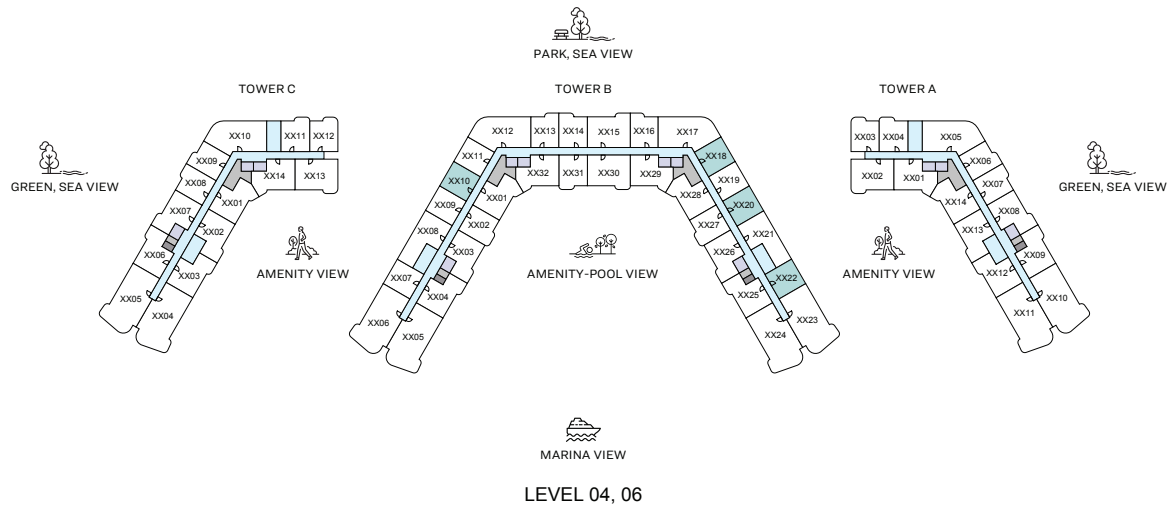
VIEWS

Park View
B-211, B-219

Park, Sea View
B-308, B-316, B-410, B-418

Amenity, Sea View, Park view
B-318, B-508, B-516, B-518, B-520, B-610, B-618, B-620,
B-622, B-708, B-716, B-718, B-720, B-810, B-818, B-820,
B-822, B-908, B-916, B-918, B-920

Amenity, Sea View
B-320, B-420, B-422



1
BEDROOM
APARTMENT

TYPE A VARIANT 1

(with powder room + balcony)

TOTAL SALEABLE AREA
SUITE RANGE = 465.11 - 466.29 SQ.FT.
BALCONY = 48.11 SQ.FT.
TOTAL RANGE = 513.22 - 514.41 SQ.FT.

List of unit numbers with this unit plan:

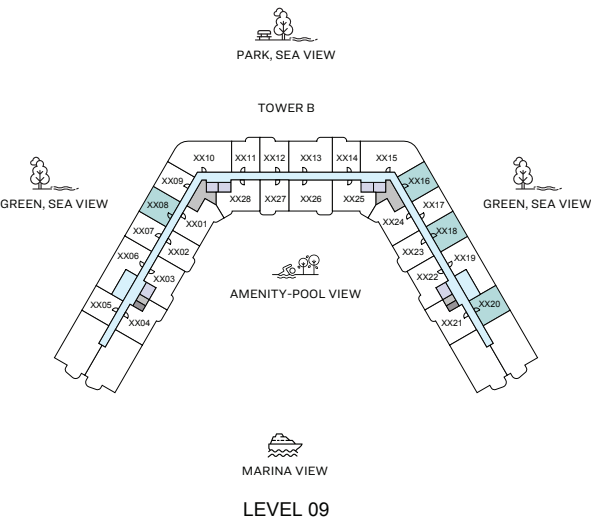
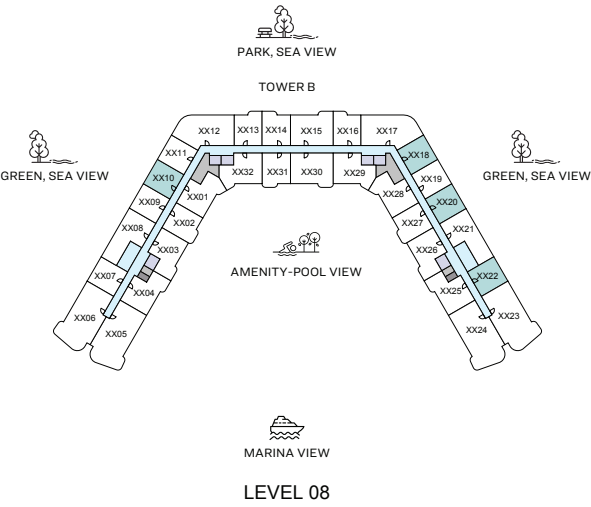
VIEWS

Park View
B-211, B-219

Park, Sea View
B-308, B-316, B-410, B-418

Amenity, Sea View, Park view
B-318, B-508, B-516, B-518, B-520, B-610, B-618, B-620,
B-622, B-708, B-716, B-718, B-720, B-810, B-818, B-820,
B-822, B-908, B-916, B-918, B-920

Amenity, Sea View
B-320, B-420, B-422



1
BEDROOM
APARTMENT

TYPE A
VARIANT 1
(with powder room + balcony)

TOTAL SALEABLE AREA
SUITE RANGE = 465.11 - 466.29 SQ.FT.
BALCONY = 48.11 SQ.FT.
TOTAL RANGE = 513.22 - 514.41 SQ.FT.

List of unit numbers with this unit plan:

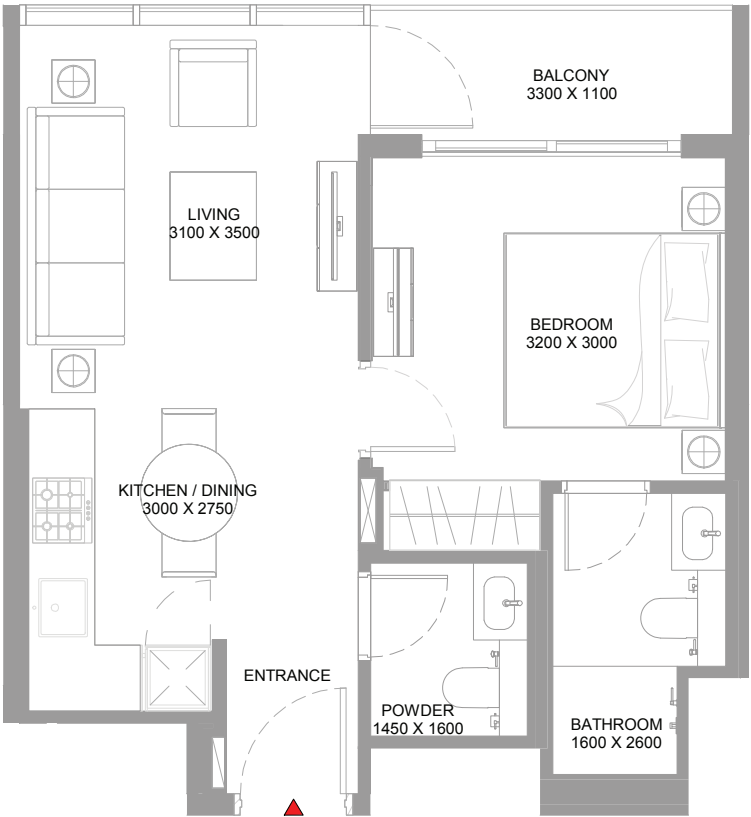
VIEWS

Park View
B-211, B-219

Park, Sea View
B-308, B-316, B-410, B-418

Amenity, Sea View, Park view
B-318, B-508, B-516, B-518, B-520, B-610, B-618, B-620,
B-622, B-708, B-716, B-718, B-720, B-810, B-818, B-820,
B-822, B-908, B-916, B-918, B-920

Amenity, Sea View
B-320, B-420, B-422



1
BEDROOM
APARTMENT

TYPE A
VARIANT 1
(with powder room + balcony)

TOTAL SALEABLE AREA
SUITE RANGE = 465.11 - 466.29 SQ.FT.
BALCONY = 48.11 SQ.FT.
TOTAL RANGE = 513.22 - 514.41 SQ.FT.

List of unit numbers with this unit plan:

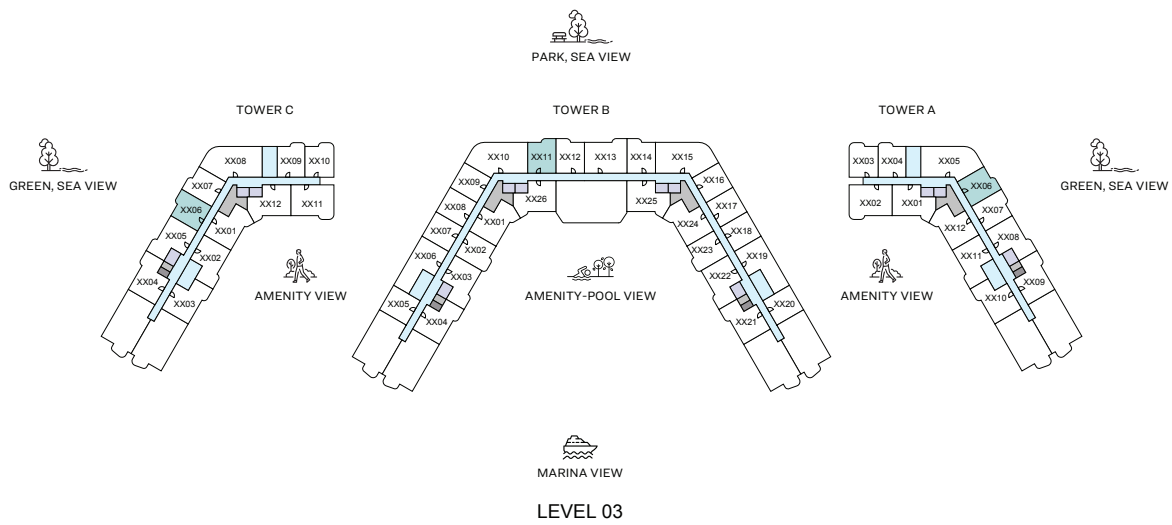
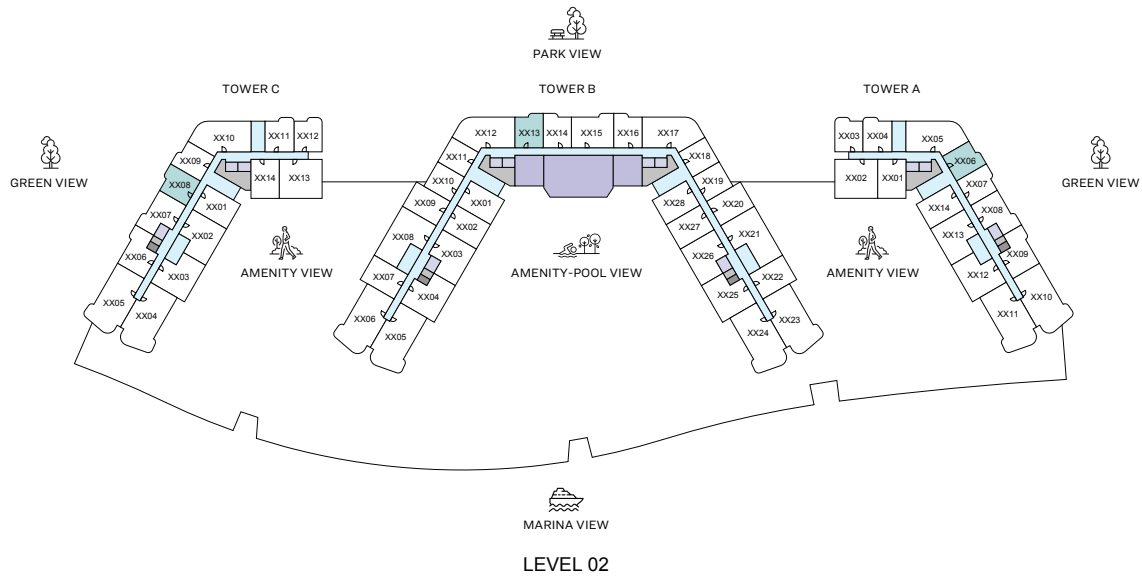
VIEWS

Park View
B-211, B-219

Park, Sea View
B-308, B-316, B-410, B-418

Amenity, Sea View, Park view
B-318, B-508, B-516, B-518, B-520, B-610, B-618, B-620,
B-622, B-708, B-716, B-718, B-720, B-810, B-818, B-820,
B-822, B-908, B-916, B-918, B-920

Amenity, Sea View
B-320, B-420, B-422



1

BEDROOM
APARTMENT

TYPE B

(with powder room + balcony)

TOTAL SALEABLE AREA
SUITE RANGE = 463.60 - 465.11 SQ.FT.
BALCONY RANGE = 80.84 - 81.48 SQ.FT.
TOTAL RANGE = 544.44 - 546.59 SQ.FT.

List of unit numbers with this unit plan:

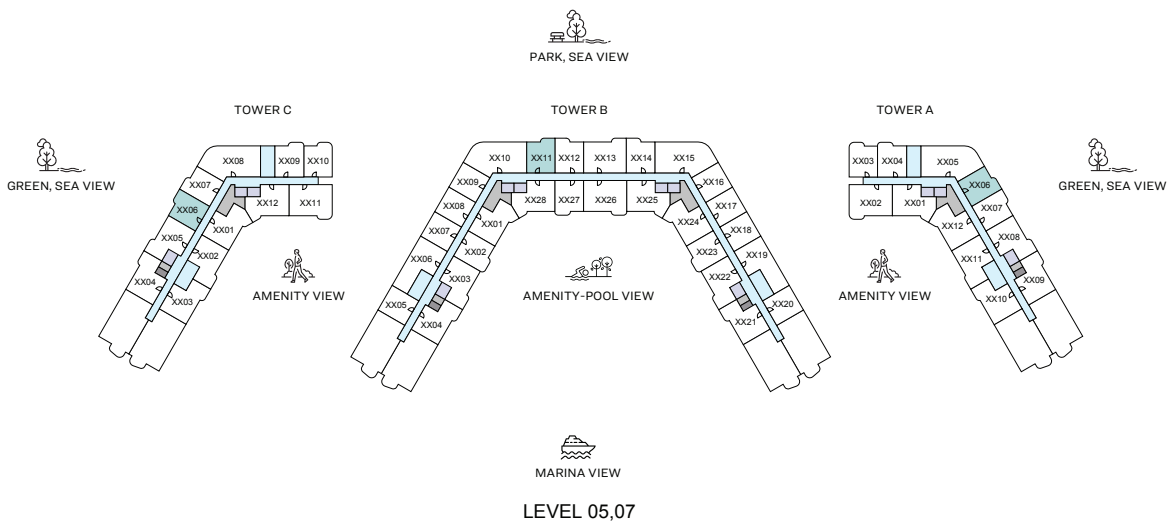
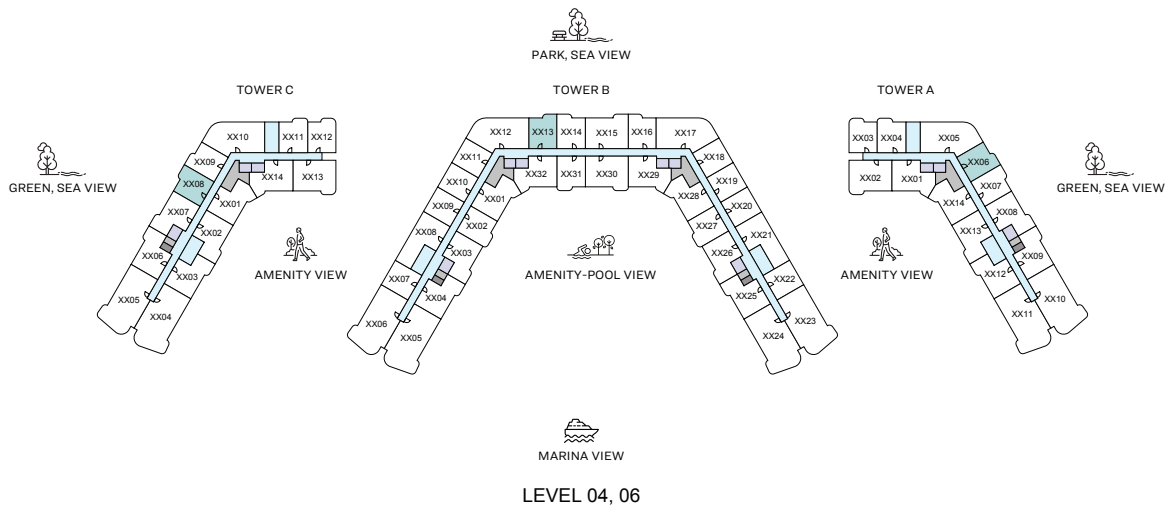
VIEWS

Green View
A-206, C-208

Park View
B-213

Green, Sea View
A-306, C-306, A-406, C-406, A-506, C-506, A-606, C-606, A-706, C-706

Park, Sea View
B-311, B-413, B-511, B-613, B-711, B-813, B-911



1

BEDROOM
APARTMENT

TYPE B

(with powder room + balcony)

TOTAL SALEABLE AREA
SUITE RANGE = 463.60 - 465.11 SQ.FT.
BALCONY RANGE = 80.84 - 81.48 SQ.FT.
TOTAL RANGE = 544.44 - 546.59 SQ.FT.

List of unit numbers with this unit plan:

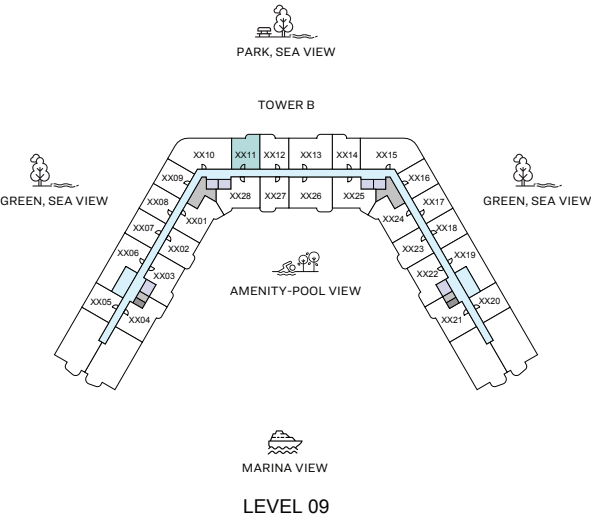
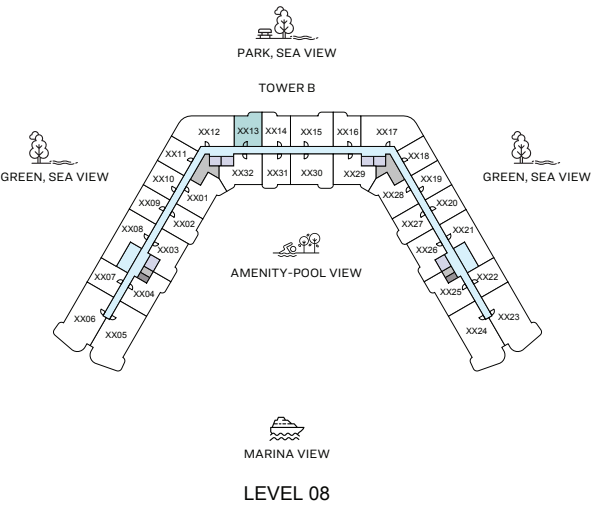
VIEWS

Green View
A-206, C-208

Park View
B-213

Green, Sea View
A-306, C-306, A-406, C-408, A-506, C-506, A-606, C-608, A-706, C-706

Park, Sea View
B-311, B-413, B-511, B-613, B-711, B-813, B-911



1

BEDROOM
APARTMENT

TYPE B

(with powder room + balcony)

TOTAL SALEABLE AREA
SUITE RANGE = 463.60 - 465.11 SQ.FT.
BALCONY RANGE = 80.84 - 81.48 SQ.FT.
TOTAL RANGE = 544.44 - 546.59 SQ.FT.

List of unit numbers with this unit plan:

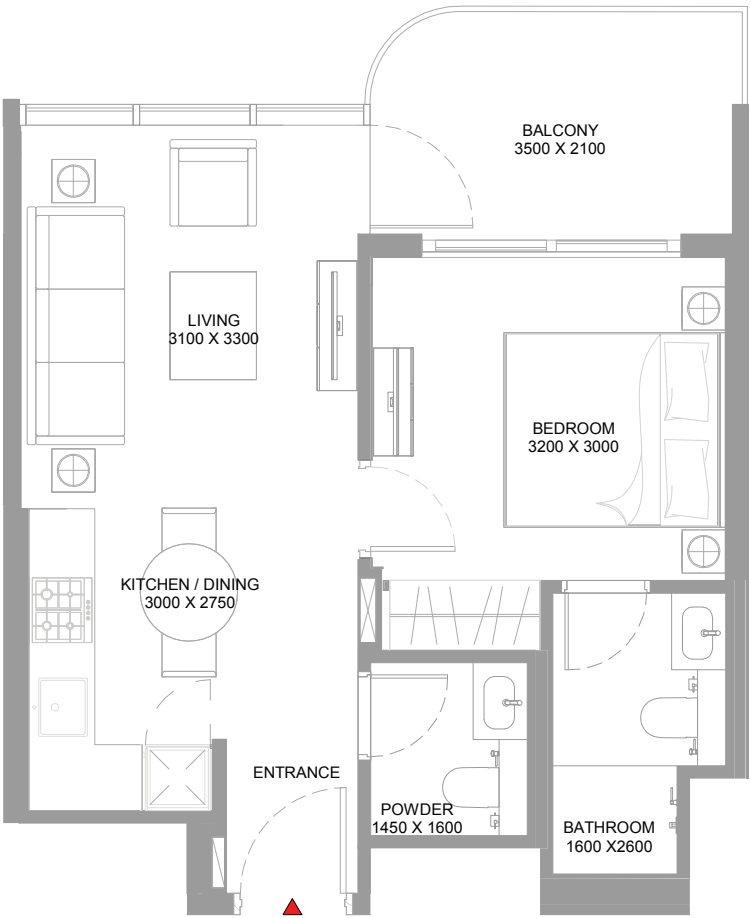
VIEWS

Green View
A-206, C-208

Park View
B-213

Green, Sea View
A-306, C-306, A-406, C-408, A-506, C-506, A-606,
C-608, A-706, C-706

Park, Sea View
B-311, B-413, B-511, B-613, B-711, B-813, B-911



1

BEDROOM
APARTMENT

TYPE B

(with powder room + balcony)

TOTAL SALEABLE AREA
SUITE RANGE = 463.60 - 465.11 SQ.FT.
BALCONY RANGE = 80.84 - 81.48 SQ.FT.
TOTAL RANGE = 544.44 - 546.59 SQ.FT.

List of unit numbers with this unit plan:

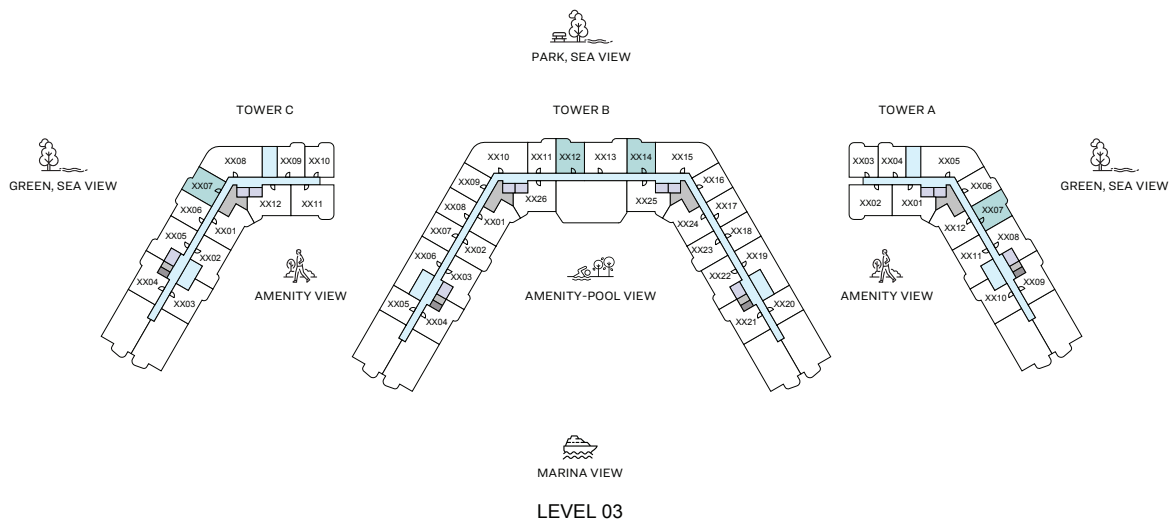
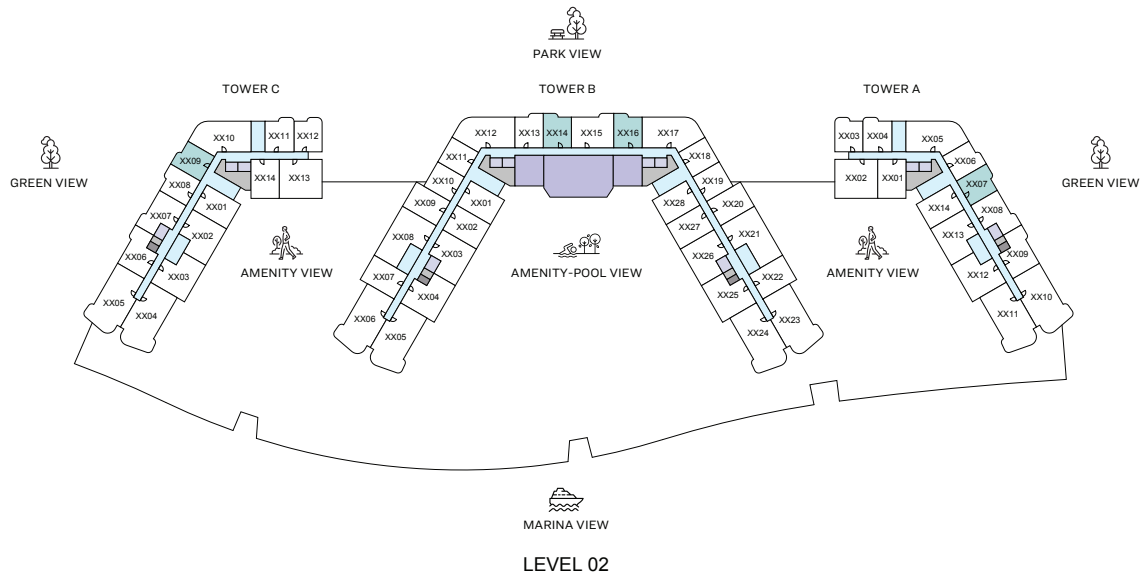
VIEWS

Green View
A-206, C-208

Park View
B-213

Green, Sea View
A-306, C-306, A-406, C-408, A-506, C-506, A-606,
C-608, A-706, C-706

Park, Sea View
B-311, B-413, B-511, B-613, B-711, B-813, B-911



1

BEDROOM
APARTMENT

TYPE B VARIANT 1

(with powder room + balcony)

TOTAL SALEABLE AREA
SUITE RANGE = 463.60 - 465.11 SQ.FT.
BALCONY RANGE = 80.84 - 81.59 SQ.FT.
TOTAL RANGE = 544.87 - 546.38 SQ.FT.

List of unit numbers with this unit plan:

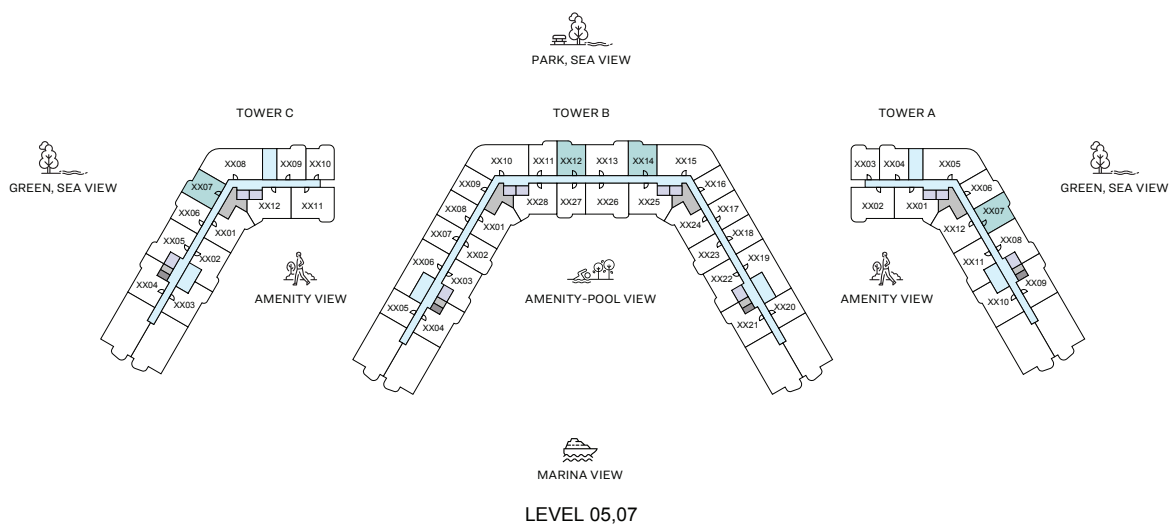
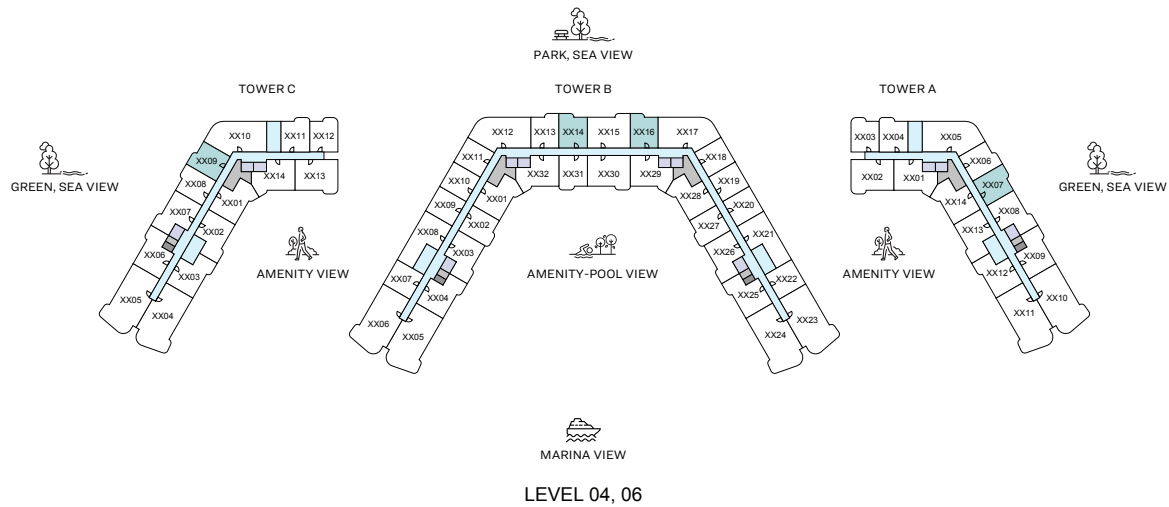
VIEWS

Green View
A-207, C-209

Park View
B-214, B-216

Green, Sea View
A-307, C-307, A-407, C-409, A-507, C-507, A-607,
C-609, A-707, C-707

Park, Sea View
B-312, B-314, B-414, B-416, B-512, B-514, B-614, B-616,
B-712, B-714, B-814, B-816, B-912, B-914



1

BEDROOM
APARTMENT

TYPE B VARIANT 1

(with powder room + balcony)

TOTAL SALEABLE AREA
SUITE RANGE = 463.60 - 465.11 SQ.FT.
BALCONY RANGE = 80.84 - 81.59 SQ.FT.
TOTAL RANGE = 544.87 - 546.38 SQ.FT.

List of unit numbers with this unit plan:

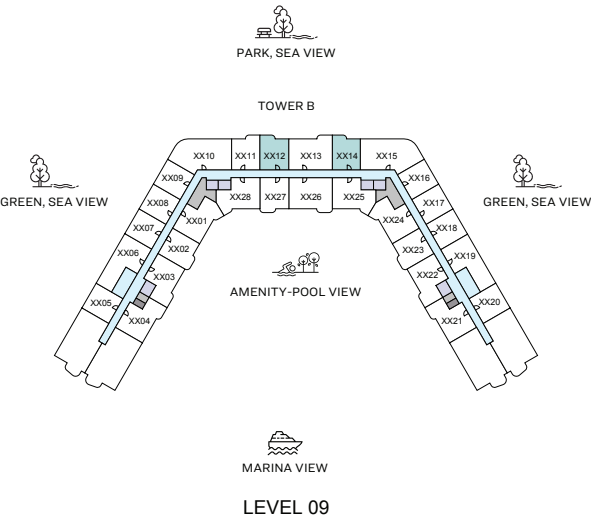
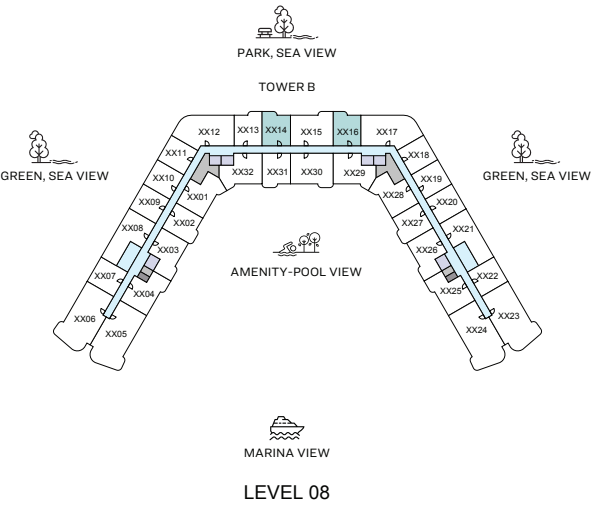
VIEWS

Green View
A-207, C-209

Park View
B-214, B-216

Green, Sea View
A-307, C-307, A-407, C-409, A-507, C-507, A-607,
C-609, A-707, C-707

Park, Sea View
B-312, B-314, B-414, B-416, B-512, B-514, B-614, B-616,
B-712, B-714, B-814, B-816, B-912, B-914



1
BEDROOM
APARTMENT

TYPE B
VARIANT 1
(with powder room + balcony)

TOTAL SALEABLE AREA
SUITE RANGE = 463.60 - 465.11 SQ.FT.
BALCONY RANGE = 80.84 - 81.59 SQ.FT.
TOTAL RANGE = 544.87 - 546.38 SQ.FT.

List of unit numbers with this unit plan:

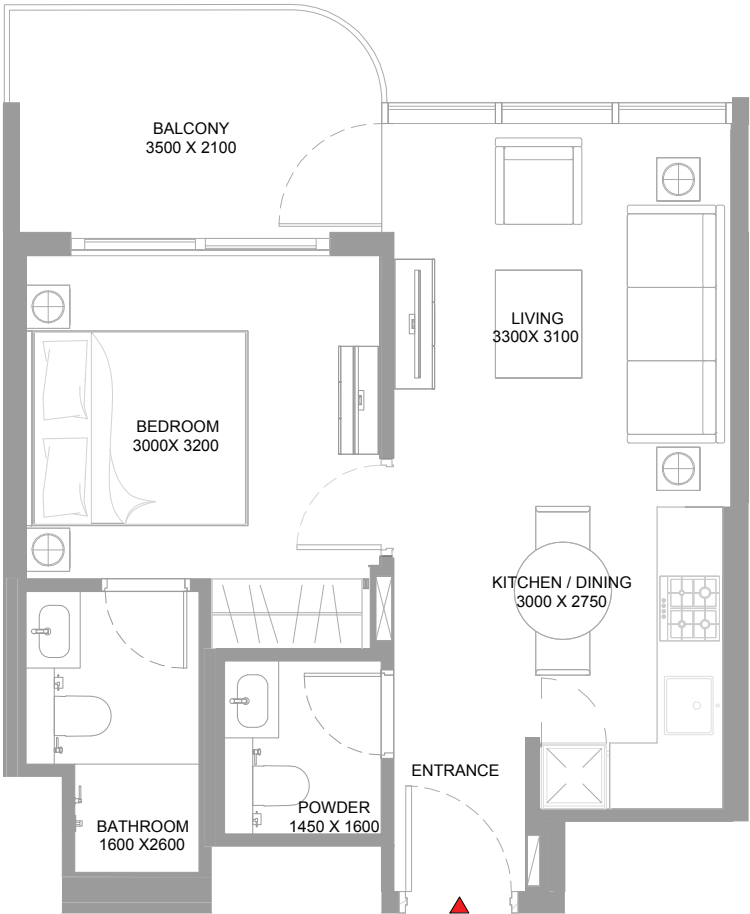
VIEWS

Green View
A-207, C-209

Park View
B-214, B-216

Green, Sea View
A-307, C-307, A-407, C-409, A-507, C-507, A-607,
C-609, A-707, C-707

Park, Sea View
B-312, B-314, B-414, B-416, B-512, B-514, B-614, B-616,
B-712, B-714, B-814, B-816, B-912, B-914



1
BEDROOM
APARTMENT

TYPE B
VARIANT 1
(with powder room + balcony)

TOTAL SALEABLE AREA
SUITE RANGE = 463.60 - 465.11 SQ.FT.
BALCONY RANGE = 80.84 - 81.59 SQ.FT.
TOTAL RANGE = 544.87 - 546.38 SQ.FT.

List of unit numbers with this unit plan:

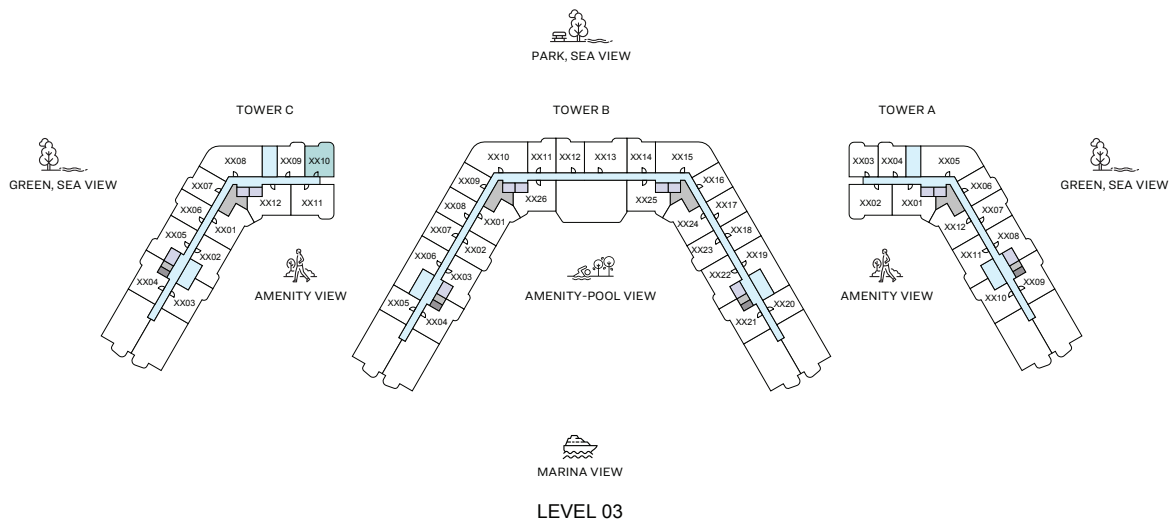
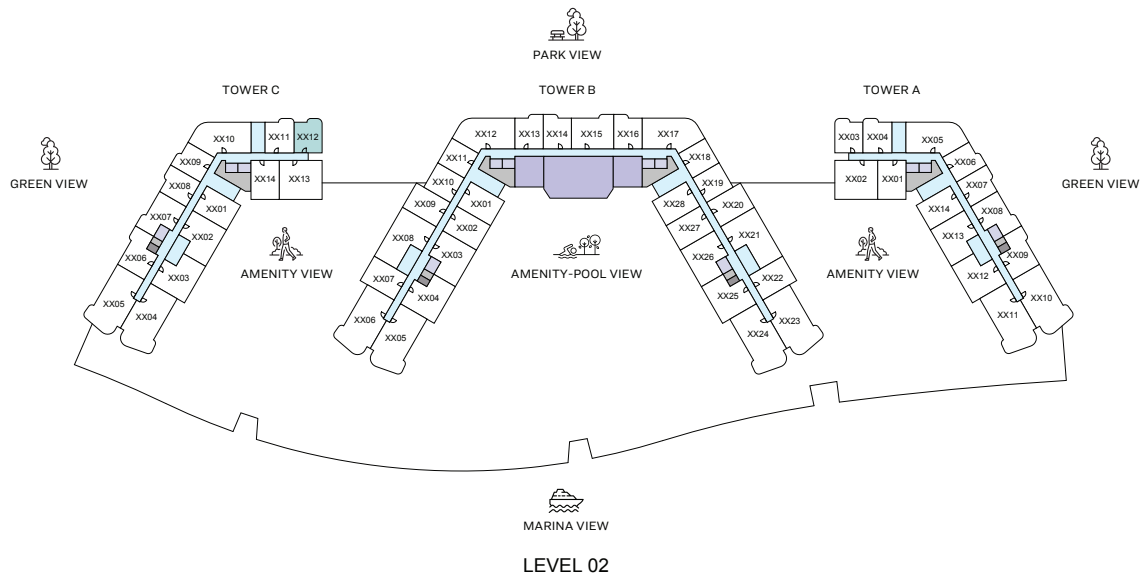
VIEWS

Green View
A-207, C-209

Park View
B-214, B-216

Green, Sea View
A-307, C-307, A-407, C-409, A-507, C-507, A-607,
C-609, A-707, C-707

Park, Sea View
B-312, B-314, B-414, B-416, B-512, B-514, B-614, B-616,
B-712, B-714, B-814, B-816, B-912, B-914



1

BEDROOM
APARTMENT

TYPE C

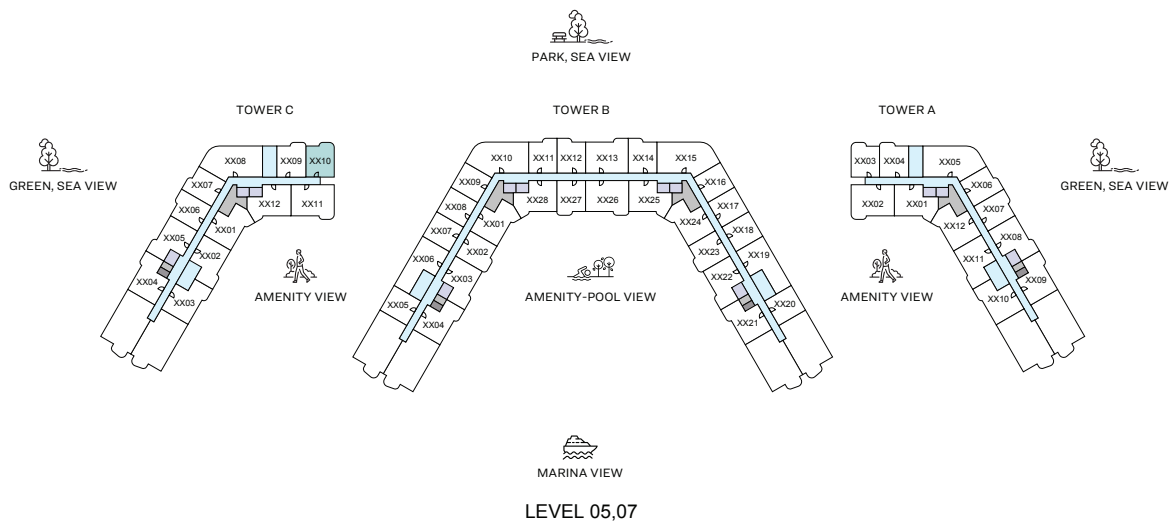
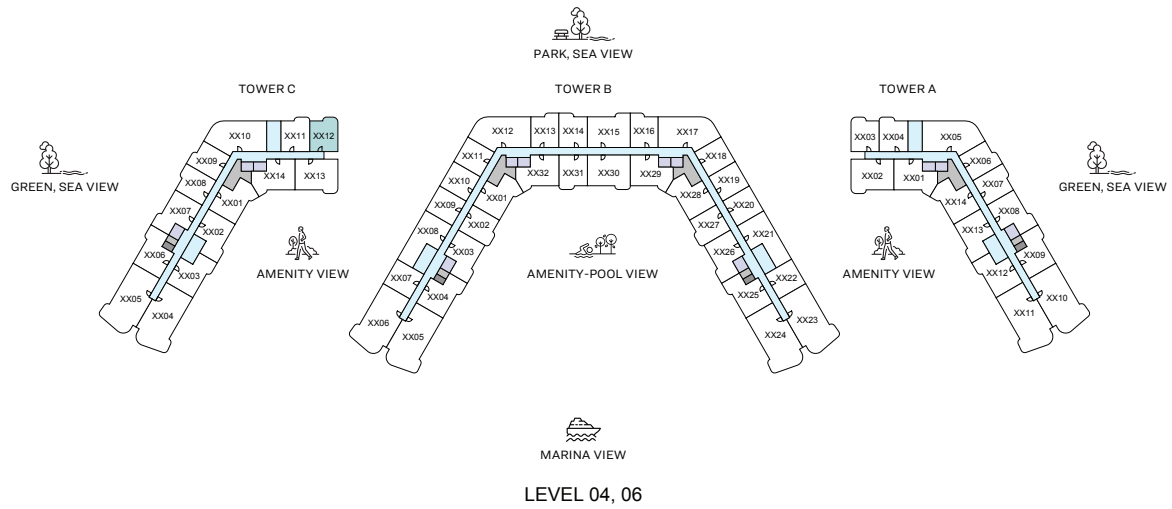
(with powder room + balcony)

TOTAL SALEABLE AREA
SUITE RANGE = 465.22 - 465.32 SQ.FT.
BALCONY = 80.51 SQ.FT.
TOTAL RANGE = 545.73 - 545.84 SQ.FT.

List of unit numbers with this unit plan:

VIEWS

- Park View
C-212
- Park, Sea View
C-310, C-412, C-510, C-612, C-710



1
BEDROOM
APARTMENT

TYPE C

(with powder room + balcony)

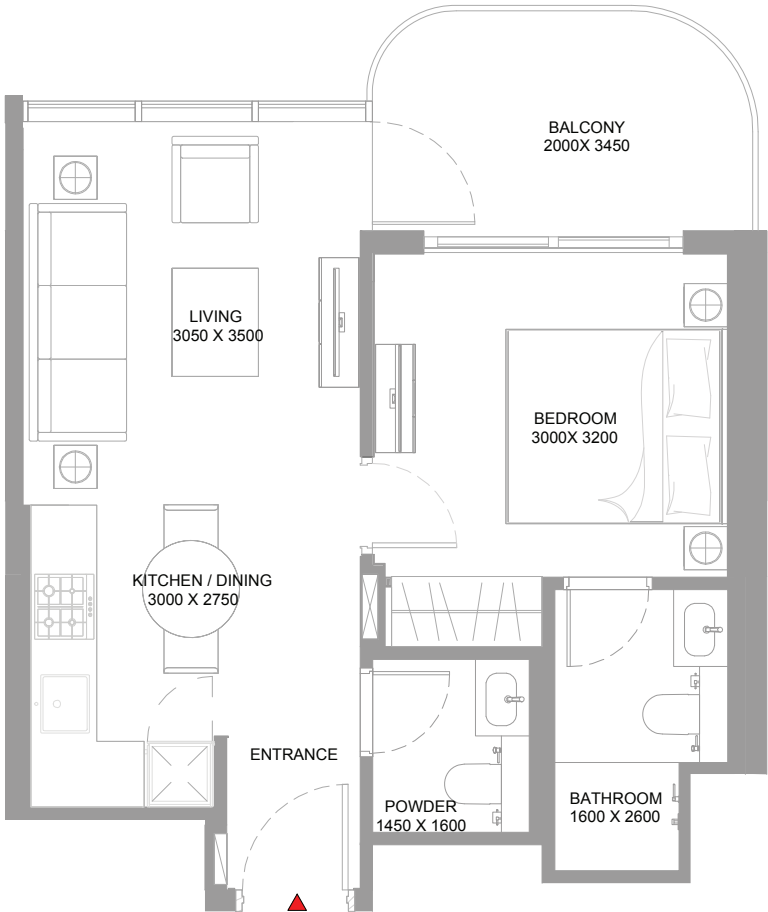
TOTAL SALEABLE AREA
SUITE RANGE = 465.22 - 465.32 SQ.FT.
BALCONY = 80.51 SQ.FT.
TOTAL RANGE = 545.73 - 545.84 SQ.FT.

List of unit numbers with this unit plan:

VIEWS

Park View
C-212

Park, Sea View
C-310, C-412, C-510, C-612, C-710



1

BEDROOM
APARTMENT

TYPE C

(with powder room + balcony)

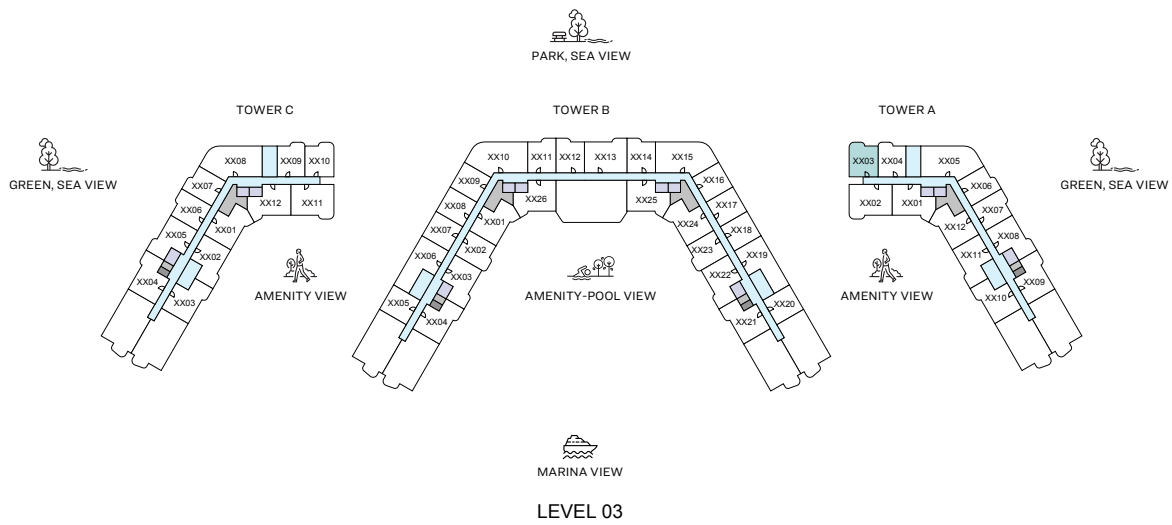
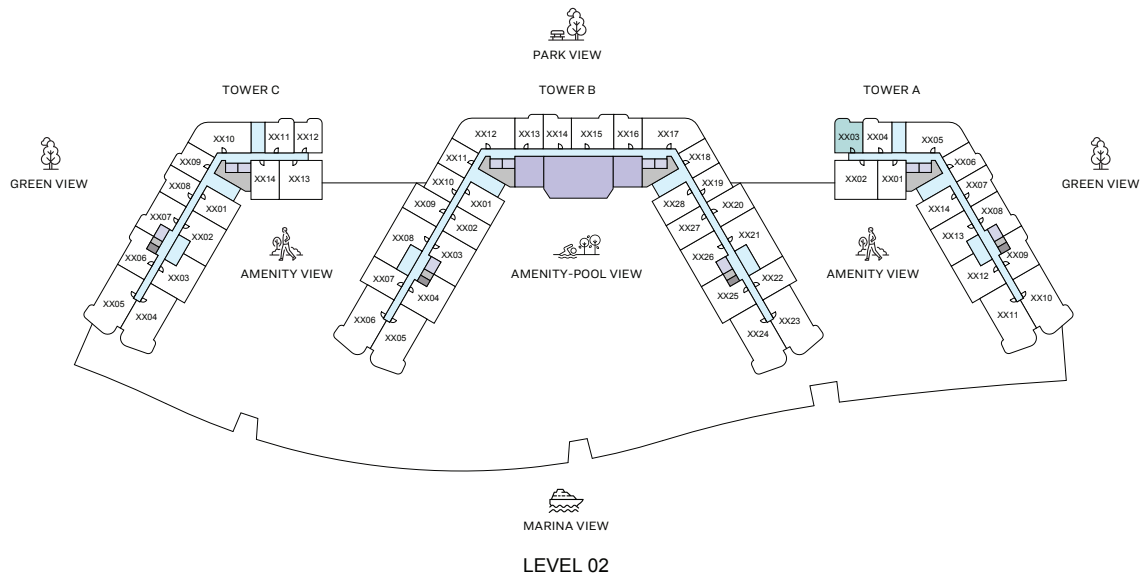
TOTAL SALEABLE AREA
SUITE RANGE = 465.22 - 465.32 SQ.FT.
BALCONY = 80.51 SQ.FT.
TOTAL RANGE = 545.73 - 545.84 SQ.FT.

List of unit numbers with this unit plan:

VIEWS

Park View
C-212

Park, Sea View
C-310, C-412, C-510, C-612, C-710



1

BEDROOM
APARTMENT

TYPE C VARIANT 1

(with powder room + balcony)

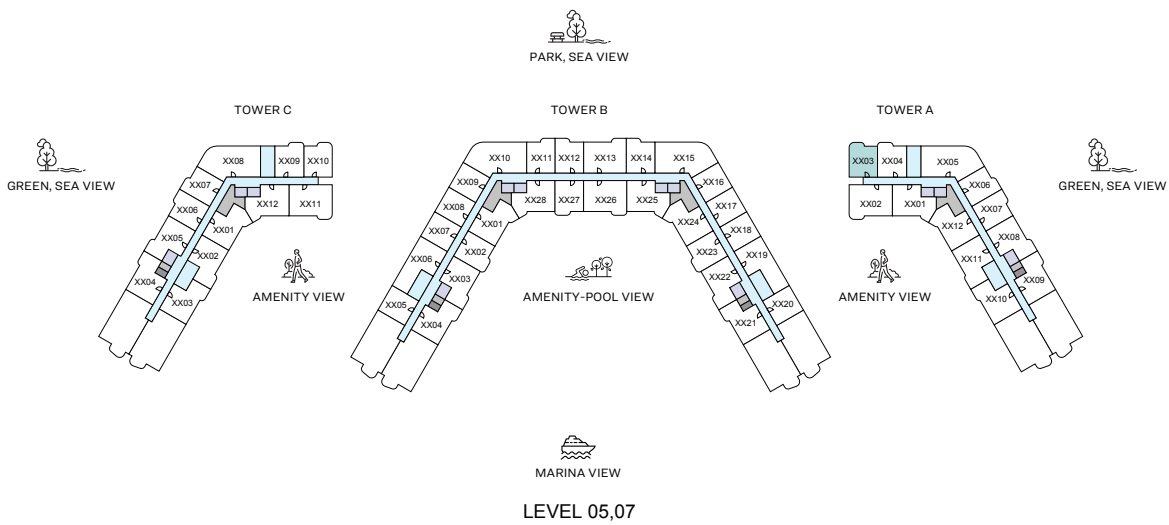
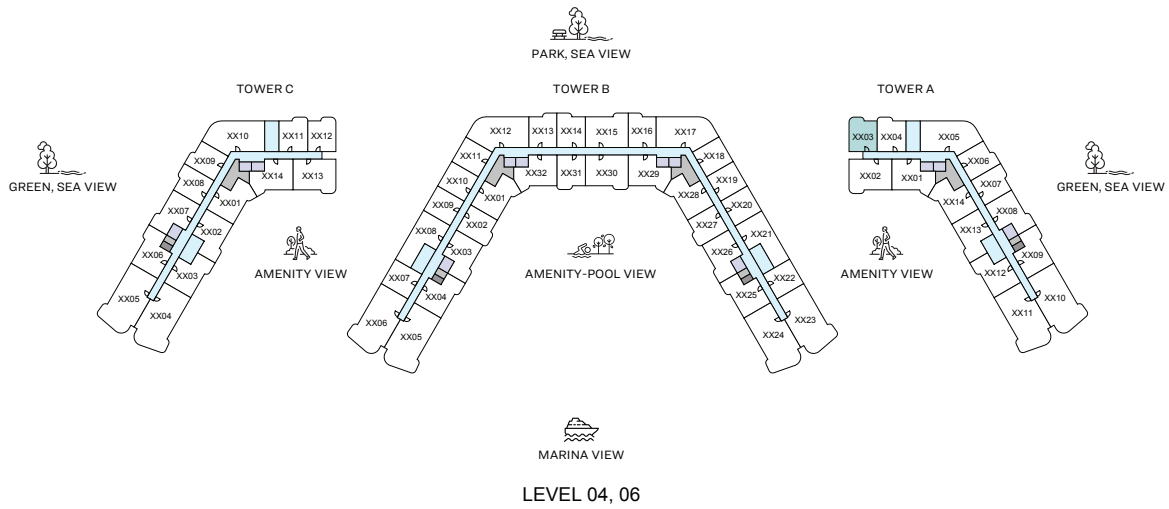
TOTAL SALEABLE AREA
SUITE RANGE = 465.22 - 465.32 SQ.FT.
BALCONY = 80.51 SQ.FT.
TOTAL RANGE = 545.73 - 545.84 SQ.FT.

List of unit numbers with this unit plan:

VIEWS

Park View
A-203

Park, Sea View
A-303, A-403, A-503, A-603, A-703



1
BEDROOM
APARTMENT

TYPE C
VARIANT 1
(with powder room + balcony)

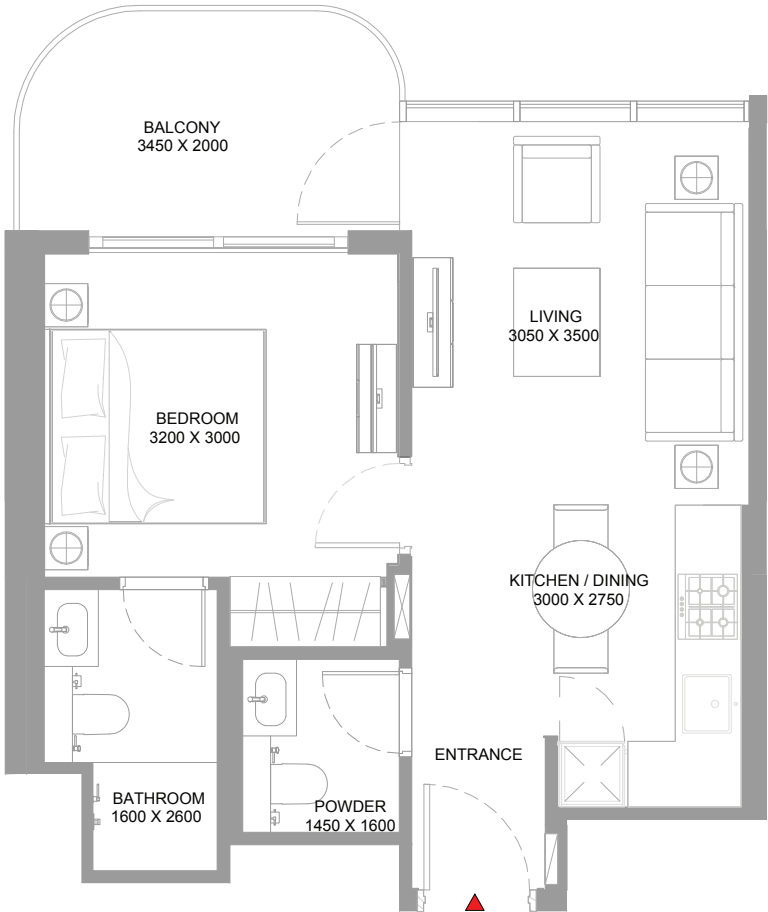
TOTAL SALEABLE AREA
SUITE RANGE = 465.22 - 465.32 SQ.FT.
BALCONY = 80.51 SQ.FT.
TOTAL RANGE = 545.73 - 545.84 SQ.FT.

List of unit numbers with this unit plan:

VIEWS

Park View
A-203

Park, Sea View
A-303, A-403, A-503, A-603, A-703



1

BEDROOM
APARTMENT

TYPE C VARIANT 1

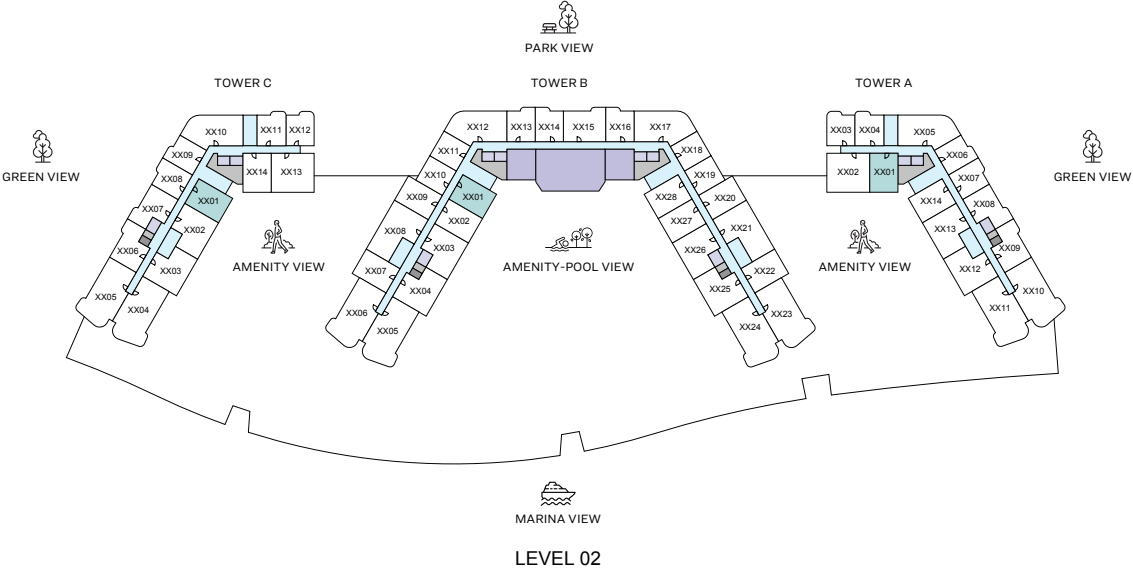
(with powder room + balcony)

TOTAL SALEABLE AREA
SUITE RANGE = 465.22 - 465.32 SQ.FT.
BALCONY = 80.51 SQ.FT.
TOTAL RANGE = 545.73 - 545.84 SQ.FT.

List of unit numbers with this unit plan:

VIEWS

- Park View
A-203
- Park, Sea View
A-303, A-403, A-503, A-603, A-703



1
BEDROOM
APARTMENT

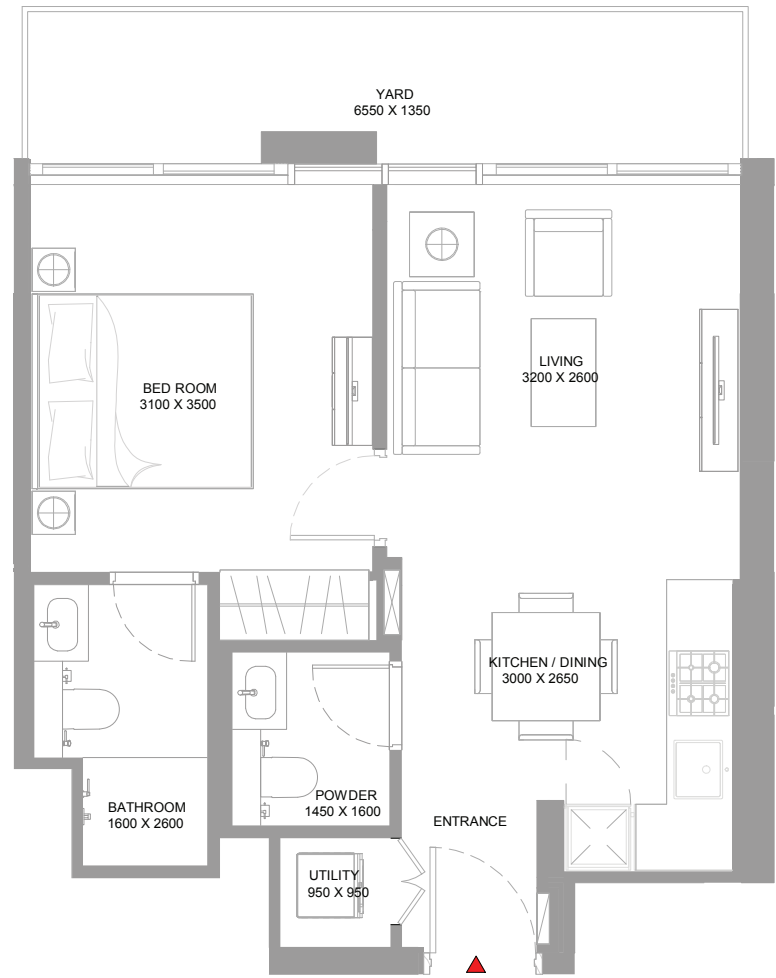
TYPE D
(with powder room + yard)

TOTAL SALEABLE AREA
SUITE RANGE = 498.91 - 500.95 SQ.FT.
BALCONY = 114.74 SQ.FT.
TOTAL RANGE = 613.65 - 615.70 SQ.FT.

List of unit numbers with this unit plan:

VIEWS

- Amenity
A-201, C-201
- Amenity, Pool View
B-201



1

BEDROOM
APARTMENT

TYPE D

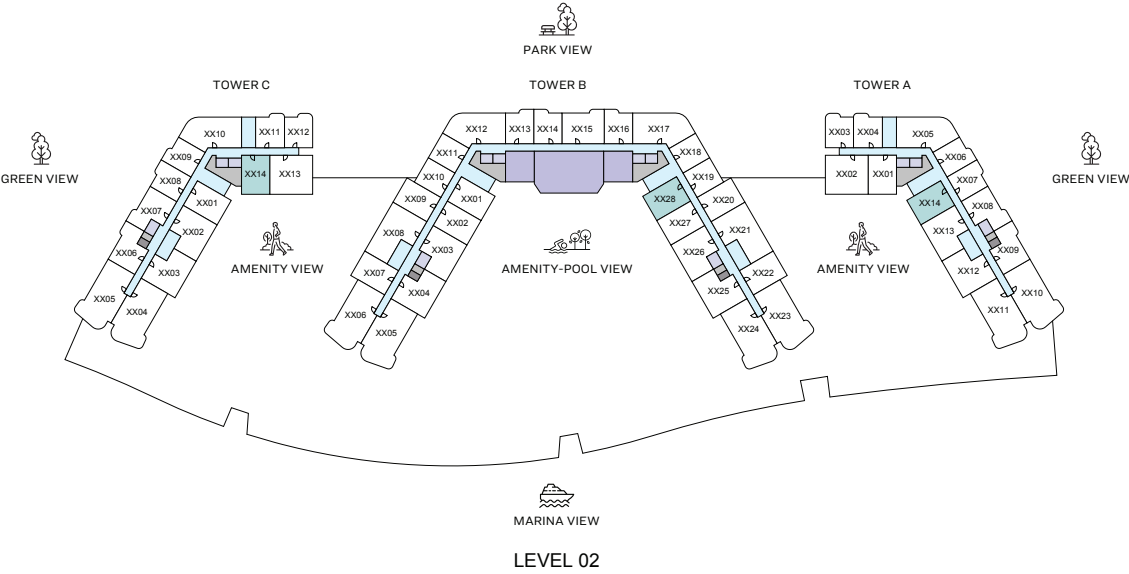
(with powder room + yard)

TOTAL SALEABLE AREA
SUITE RANGE = 498.91 - 500.95 SQ.FT.
BALCONY = 114.74 SQ.FT.
TOTAL RANGE = 613.65 - 615.70 SQ.FT.

List of unit numbers with this unit plan:

VIEWS

- Amenity
A-201, C-201
- Amenity, Pool View
B-201



1

BEDROOM
APARTMENT

TYPE D VARIANT 1

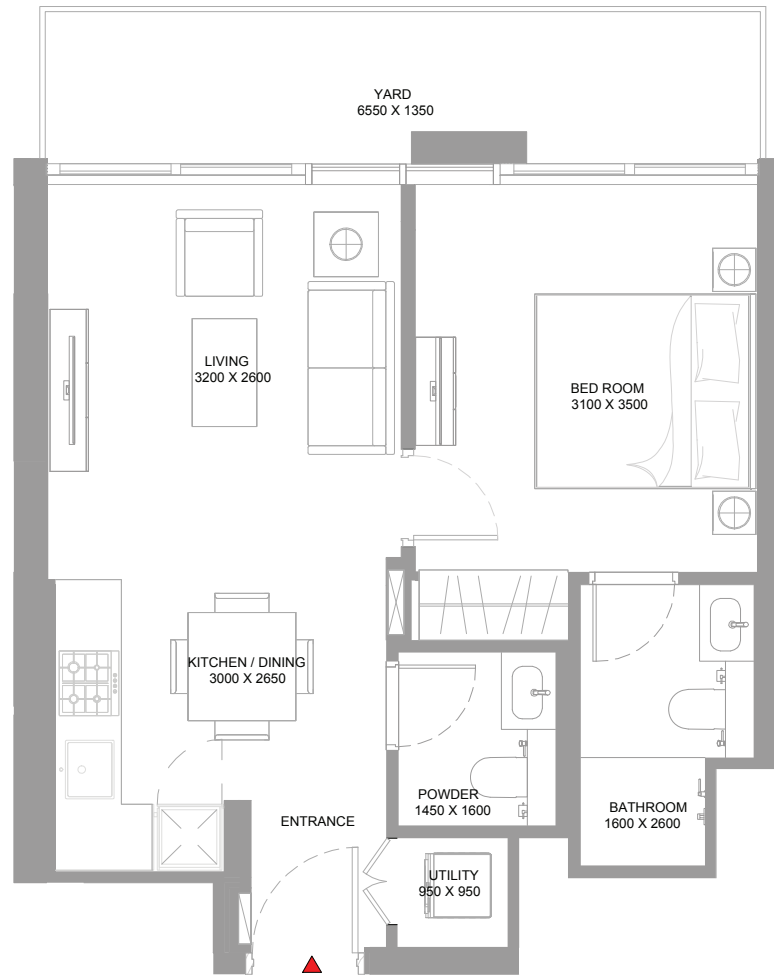
(with powder room + yard)

TOTAL SALEABLE AREA
SUITE RANGE = 498.80 - 501.06 SQ.FT.
BALCONY RANGE = 114.74 SQ.FT.
TOTAL RANGE = 613.54 - 615.80 SQ.FT.

List of unit numbers with this unit plan:

VIEWS

- Amenity
A-214, C-214
- Amenity, Pool View
B-228



1
BEDROOM
APARTMENT

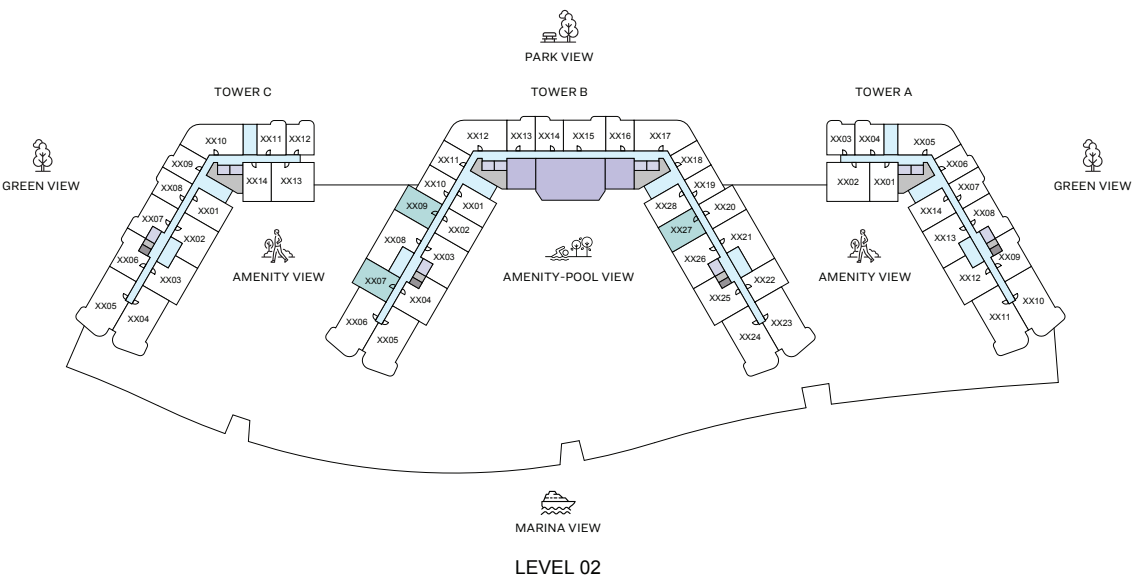
TYPE D
VARIANT 1
(with powder room + yard)

TOTAL SALEABLE AREA
SUITE RANGE = 498.80 - 501.06 SQ.FT.
BALCONY RANGE = 114.74 SQ.FT.
TOTAL RANGE = 613.54 - 615.80 SQ.FT.

List of unit numbers with this unit plan:

VEWS

- Amenity
A-214, C-214
- Amenity, Pool View
B-228



1

BEDROOM
APARTMENT

TYPE E

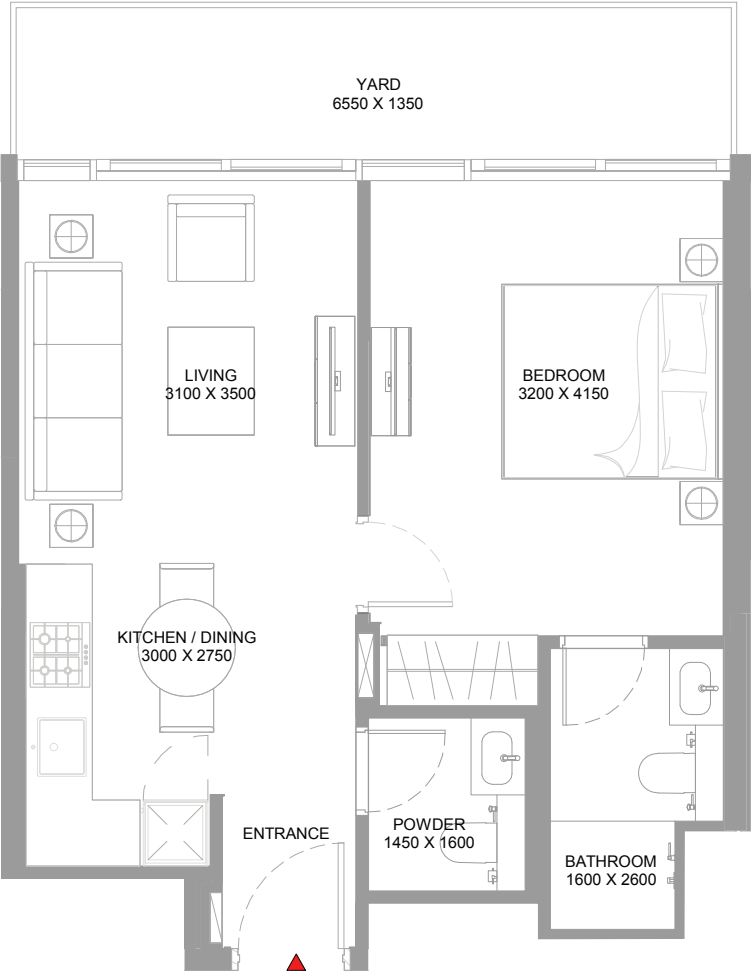
(with powder room + yard)

TOTAL SALEABLE AREA
SUITE RANGE = 510.64 - 513.87 SQ.FT.
BALCONY RANGE = 114.74 - 115.07 SQ.FT.
TOTAL RANGE = 625.71 - 628.72 SQ.FT.

List of unit numbers with this unit plan:

VIEWS

- Amenity
B-207
- Amenity, Park View
B-209
- Amenity, Pool View
B-227



1
BEDROOM
APARTMENT

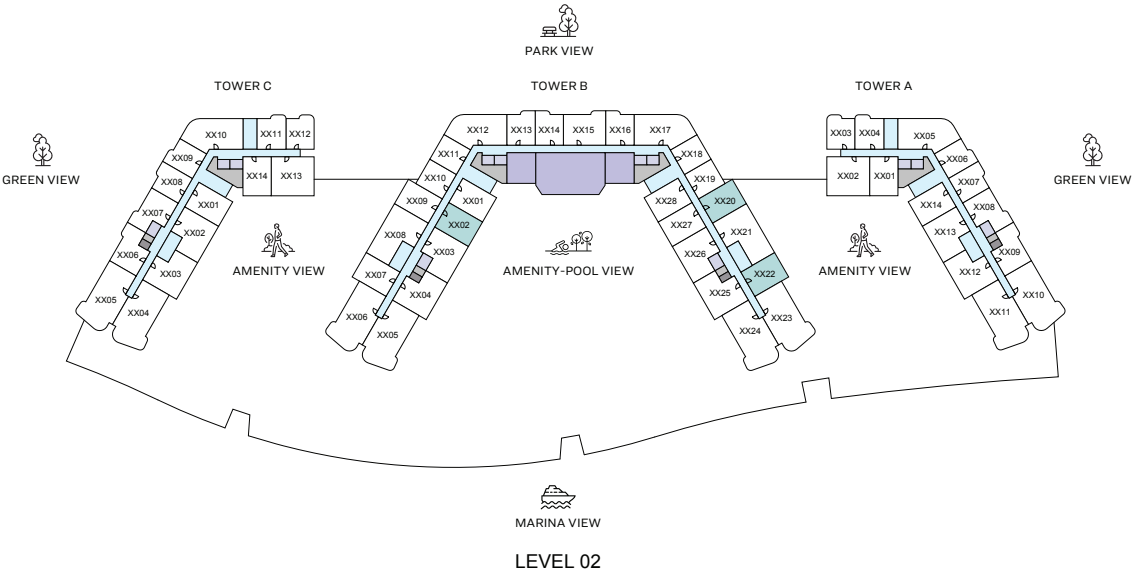
TYPE E
(with powder room + yard)

TOTAL SALEABLE AREA
SUITE RANGE = 510.64 - 513.87 SQ.FT.
BALCONY RANGE = 114.74 - 115.07 SQ.FT.
TOTAL RANGE = 625.71 - 628.72 SQ.FT.

List of unit numbers with this unit plan:

VIEWS

- Amenity
B-207
- Amenity, Park View
B-209
- Amenity, Pool View
B-227



1

BEDROOM
APARTMENT

TYPE E VARIANT 1

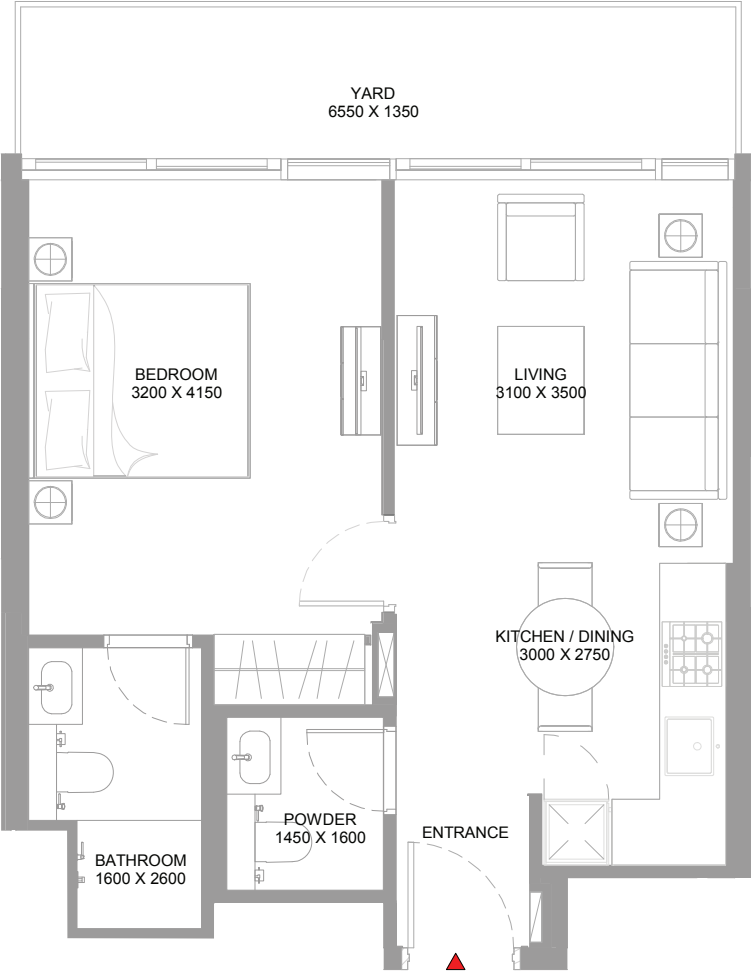
(with powder room + yard)

TOTAL SALEABLE AREA
SUITE RANGE = 510.64 - 513.87 SQ.FT.
BALCONY RANGE = 114.74 - 115.07 SQ.FT.
TOTAL RANGE = 625.71 - 628.72 SQ.FT.

List of unit numbers with this unit plan:

VIEWS

- Amenity, Pool View
B-202
- Amenity, Park View
B-220
- Amenity
B-222



1
BEDROOM
APARTMENT

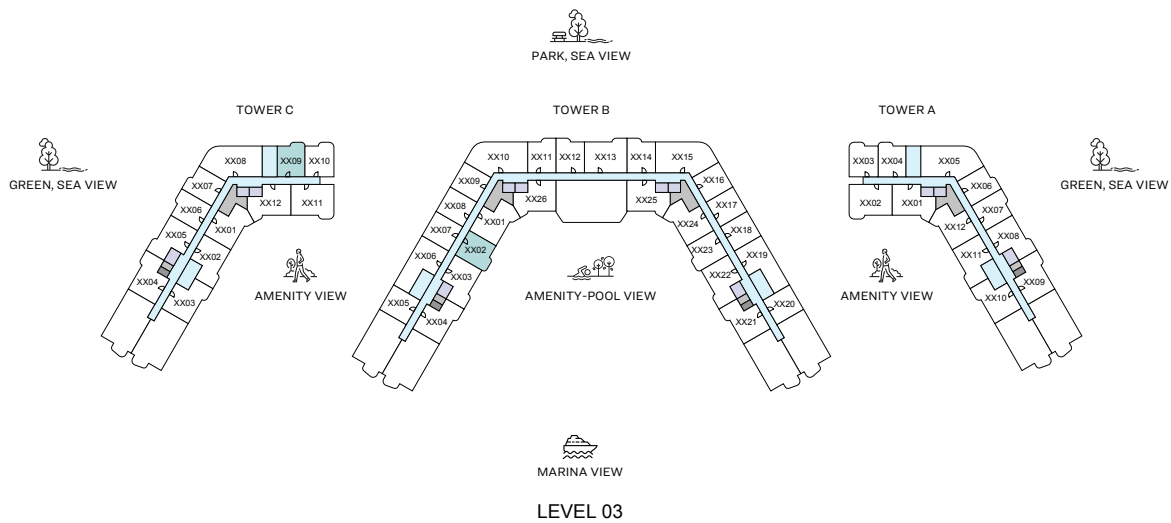
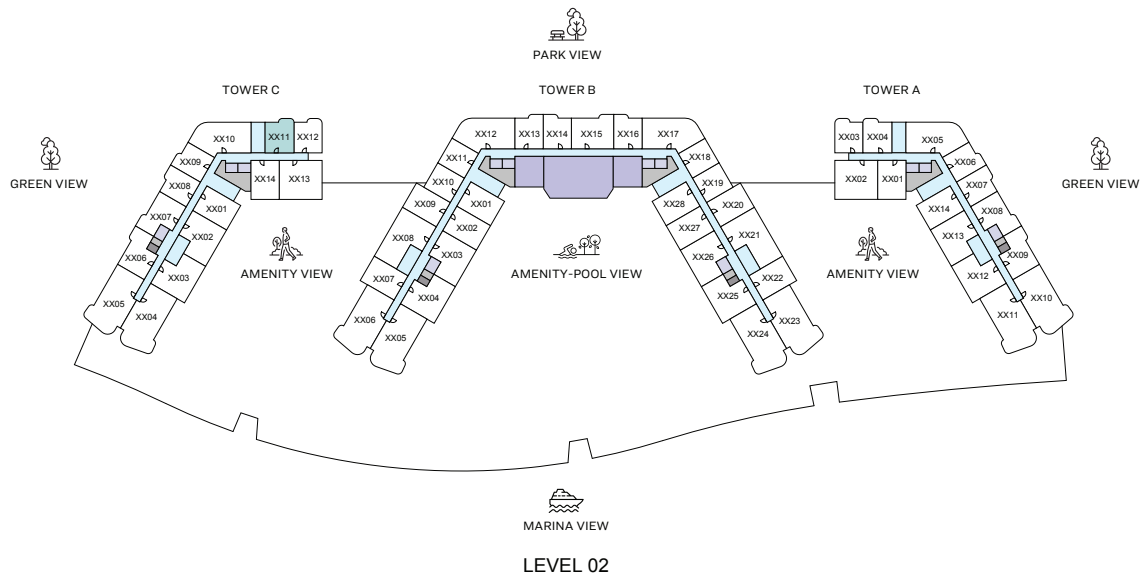
TYPE E
VARIANT 1
(with powder room + yard)

TOTAL SALEABLE AREA
SUITE RANGE = 510.64 - 513.87 SQ.FT.
BALCONY RANGE = 114.74 - 115.07 SQ.FT.
TOTAL RANGE = 625.71 - 628.72 SQ.FT.

List of unit numbers with this unit plan:

VIEWS

- Amenity, Pool View
B-202
- Amenity, Park View
B-220
- Amenity
B-222



1

BEDROOM
APARTMENT

TYPE F

(with powder room + balcony)

TOTAL SALEABLE AREA
SUITE RANGE = 463.17 - 465.75 SQ.FT.
BALCONY RANGE = 82.24 - 82.77 SQ.FT.
TOTAL RANGE = 545.41 - 547.99 SQ.FT.

List of unit numbers with this unit plan:

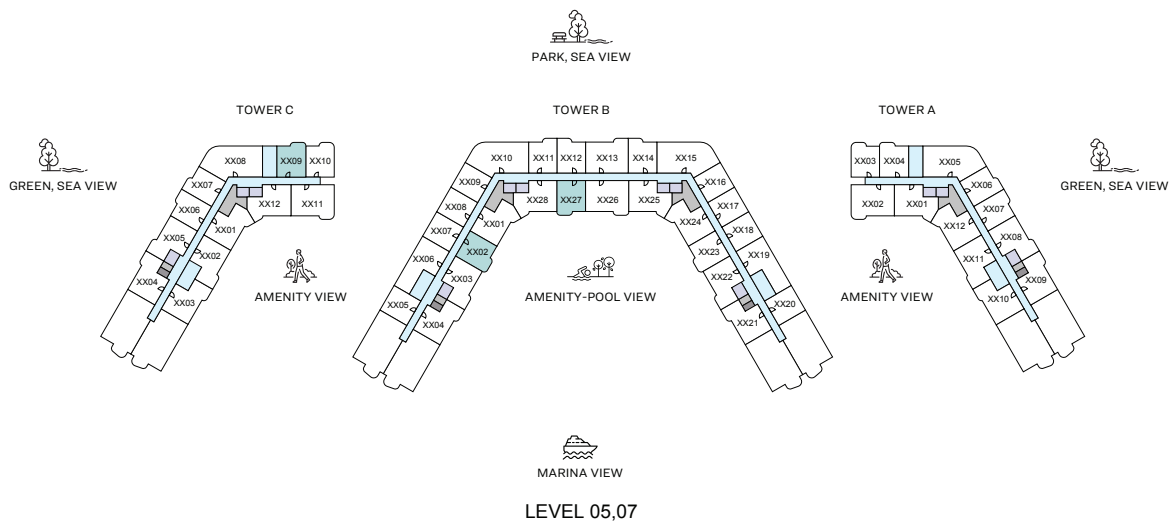
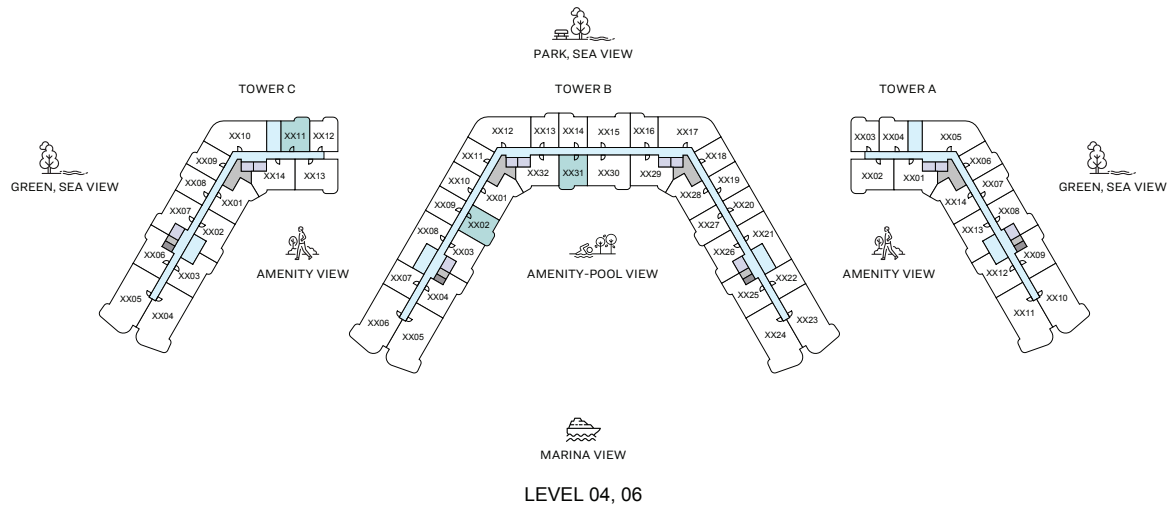
VIEWS

Park View
C-211

Amenity, Pool View
B-302

Park, Sea View
C-309, C-411, C-509, C-611, C-709

Amenity, Pool, Marina View
B-402, B-431, B-502, B-527, B-602, B-631, B-702,
B-727, B-802, B-831, B-902, B-927



1

BEDROOM
APARTMENT

TYPE F

(with powder room + balcony)

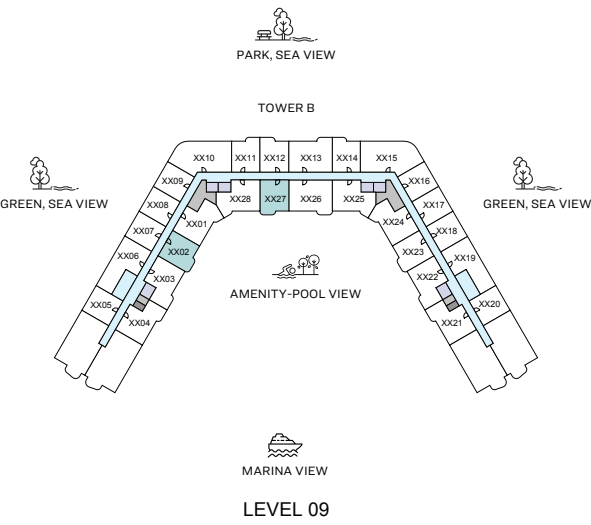
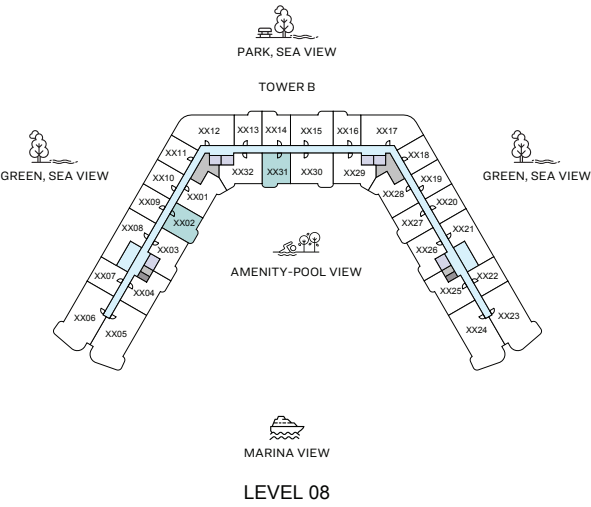
TOTAL SALEABLE AREA
SUITE RANGE = 463.17 - 465.75 SQ.FT.
BALCONY RANGE = 82.24 - 82.77 SQ.FT.
TOTAL RANGE = 545.41 - 547.99 SQ.FT.

List of unit numbers with this unit plan:

VIEWS

- Park View
C-211
- Amenity, Pool View
B-302
- Park, Sea View
C-309, C-411, C-509, C-611, C-709

- Amenity, Pool, Marina View
B-402, B-431, B-502, B-527, B-602, B-631, B-702,
B-727, B-802, B-831, B-902, B-927



1
BEDROOM
APARTMENT

TYPE F

(with powder room + balcony)

TOTAL SALEABLE AREA
SUITE RANGE = 463.17 - 465.75 SQ.FT.
BALCONY RANGE = 82.24 - 82.77 SQ.FT.
TOTAL RANGE = 545.41 - 547.99 SQ.FT.

List of unit numbers with this unit plan:

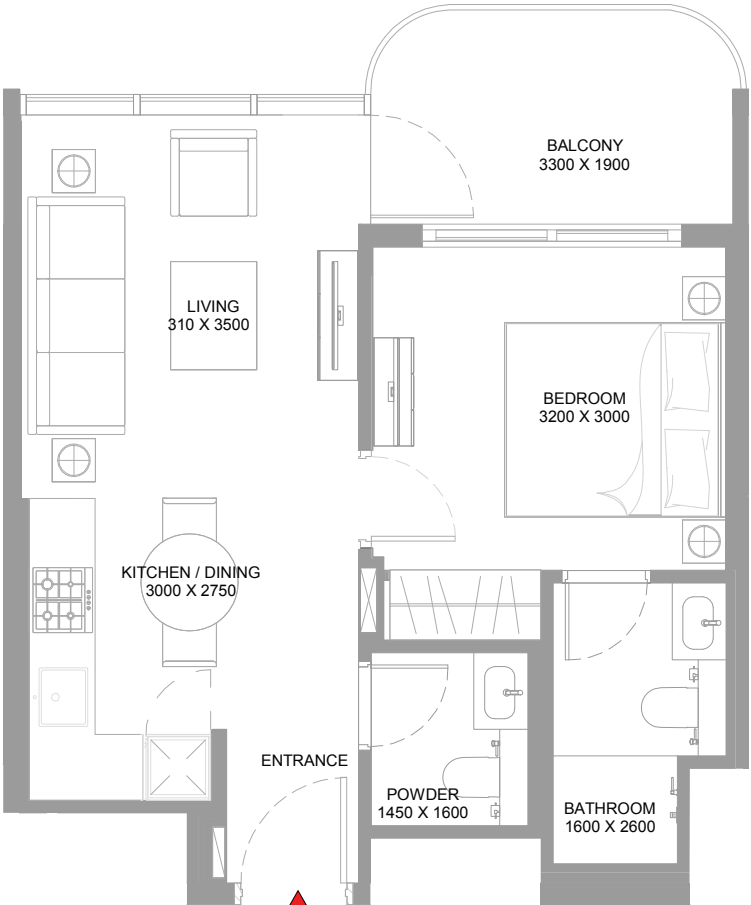
VIEWS

Park View
C-211

Amenity, Pool View
B-302

Park, Sea View
C-309, C-411, C-509, C-611, C-709

Amenity, Pool, Marina View
B-402, B-431, B-502, B-527, B-602, B-631, B-702,
B-727, B-802, B-831, B-902, B-927



1
BEDROOM
APARTMENT

TYPE F
(with powder room + balcony)

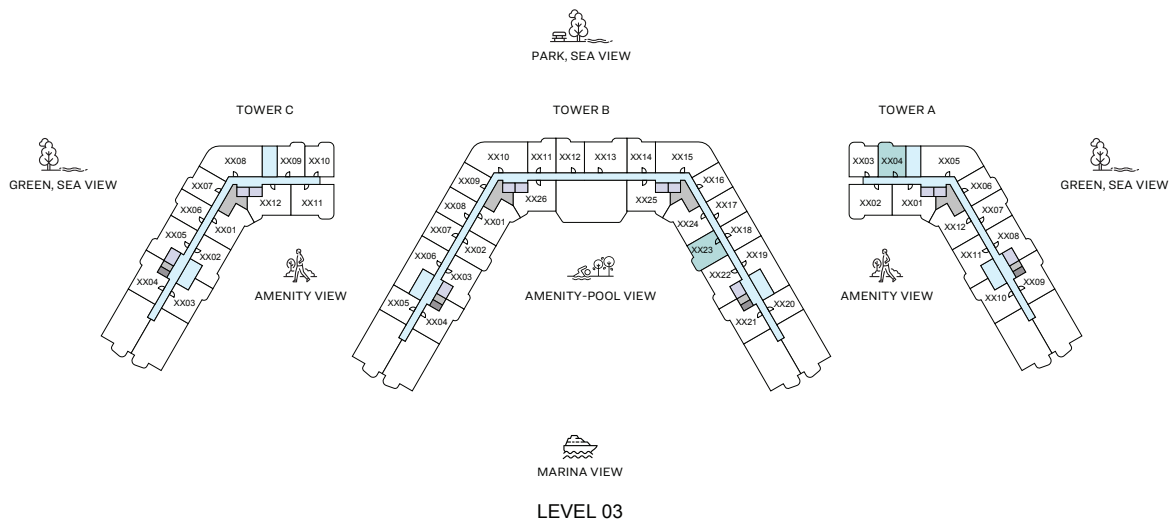
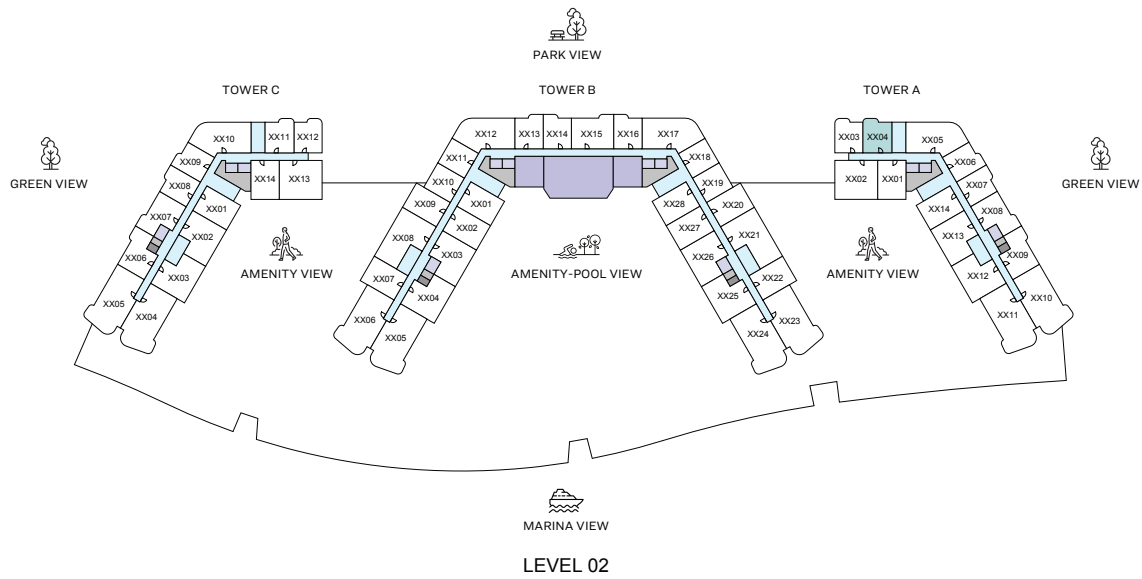
TOTAL SALEABLE AREA
SUITE RANGE = 463.17 - 465.75 SQ.FT.
BALCONY RANGE = 82.24 - 82.77 SQ.FT.
TOTAL RANGE = 545.41 - 547.99 SQ.FT.

List of unit numbers with this unit plan:

VIEWS

- Park View
C-211
- Amenity, Pool View
B-302
- Park, Sea View
C-309, C-411, C-509, C-611, C-709

- Amenity, Pool, Marina View
B-402, B-431, B-502, B-527, B-602, B-631, B-702,
B-727, B-802, B-831, B-902, B-927



1

BEDROOM
APARTMENT

TYPE F VARIANT 1

(with powder room + balcony)

TOTAL SALEABLE AREA
SUITE RANGE = 463.17 - 465.75 SQ.FT.
BALCONY = 82.24 SQ.FT.
TOTAL RANGE = 545.41 - 547.99 SQ.FT.

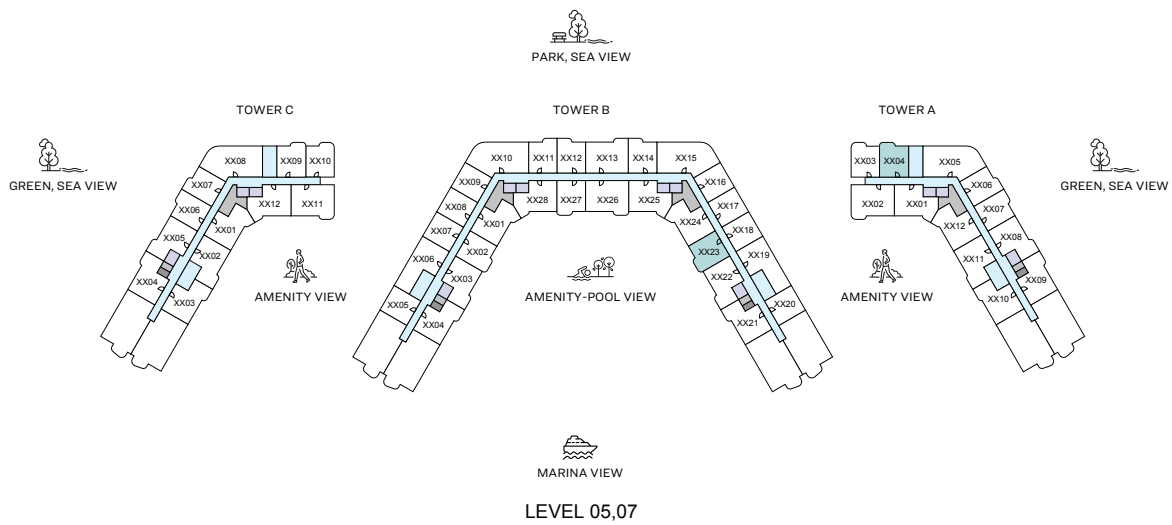
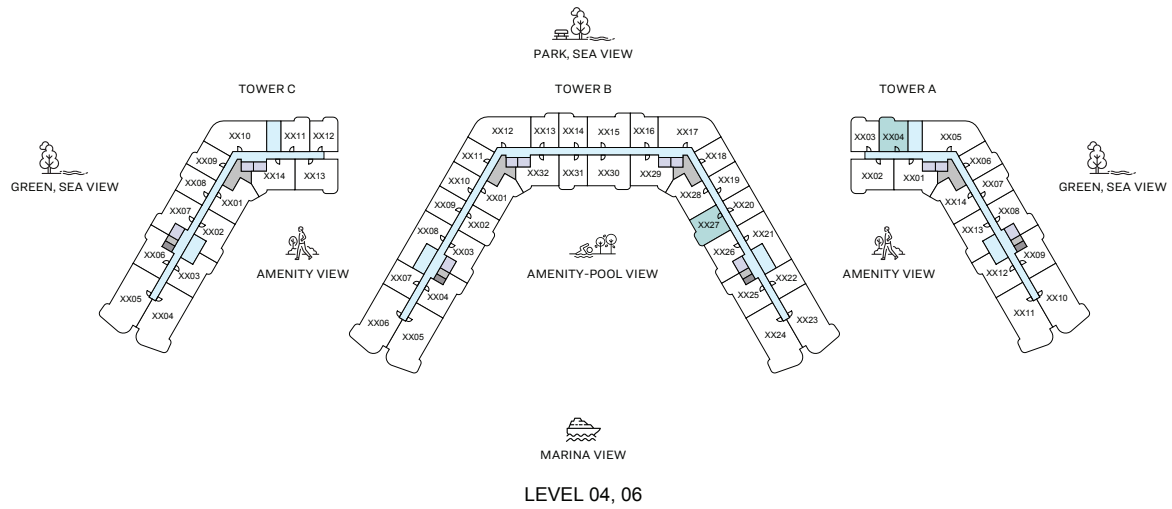
List of unit numbers with this unit plan:

VIEWS

Park View
A-204

Park, Sea View
A-304, A-404, A-504, A-604, A-704

Amenity, Pool, Marina View
B-323, B-427, B-523, B-627, B-723, B-827, B-923



1
BEDROOM
APARTMENT

TYPE F VARIANT 1

(with powder room + balcony)

TOTAL SALEABLE AREA
SUITE RANGE = 463.17 - 465.75 SQ.FT.
BALCONY = 82.24 SQ.FT.
TOTAL RANGE = 545.41 - 547.99 SQ.FT.

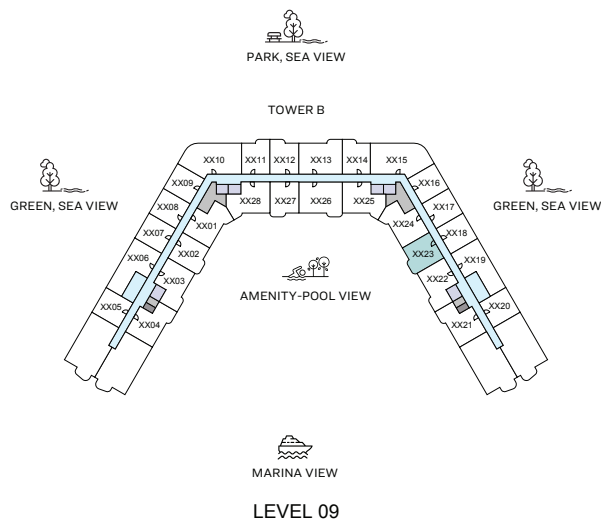
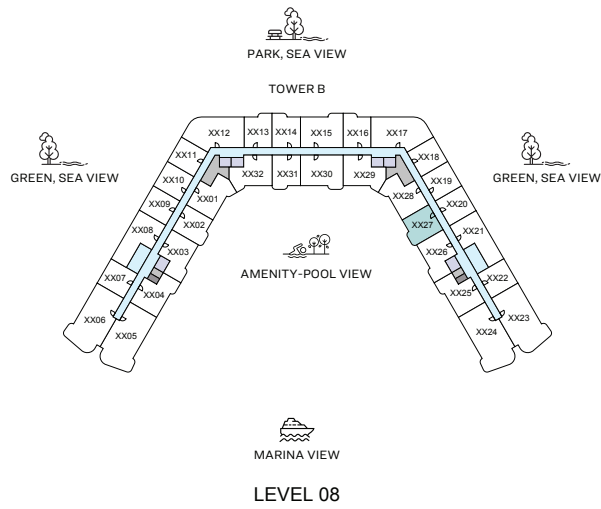
List of unit numbers with this unit plan:

VIEWS

Park View
A-204

Park, Sea View
A-304, A-404, A-504, A-604, A-704

Amenity, Pool, Marina View
B-323, B-427, B-523, B-627, B-723, B-827, B-923



1

BEDROOM
APARTMENT

TYPE F VARIANT 1

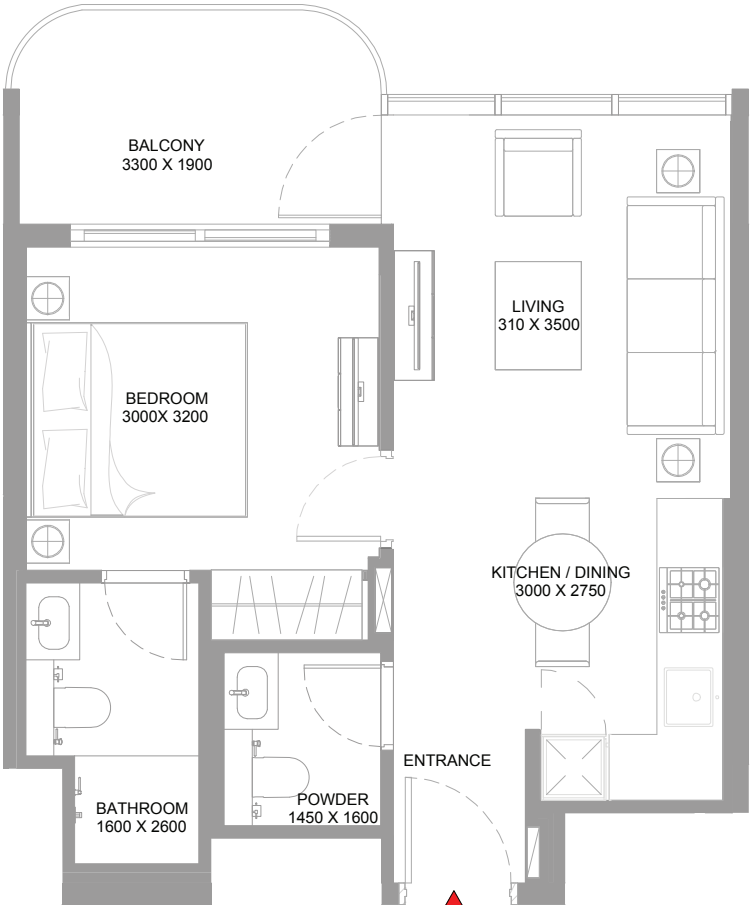
(with powder room + balcony)

TOTAL SALEABLE AREA
SUITE RANGE = 463.17 - 465.75 SQ.FT.
BALCONY = 82.24 SQ.FT.
TOTAL RANGE = 545.41 - 547.99 SQ.FT.

List of unit numbers with this unit plan:

VIEWS

- Park View
A-204
- Park, Sea View
A-304, A-404, A-504, A-604, A-704
- Amenity, Pool, Marina View
B-323, B-427, B-523, B-627, B-723, B-827, B-923



1
BEDROOM
APARTMENT

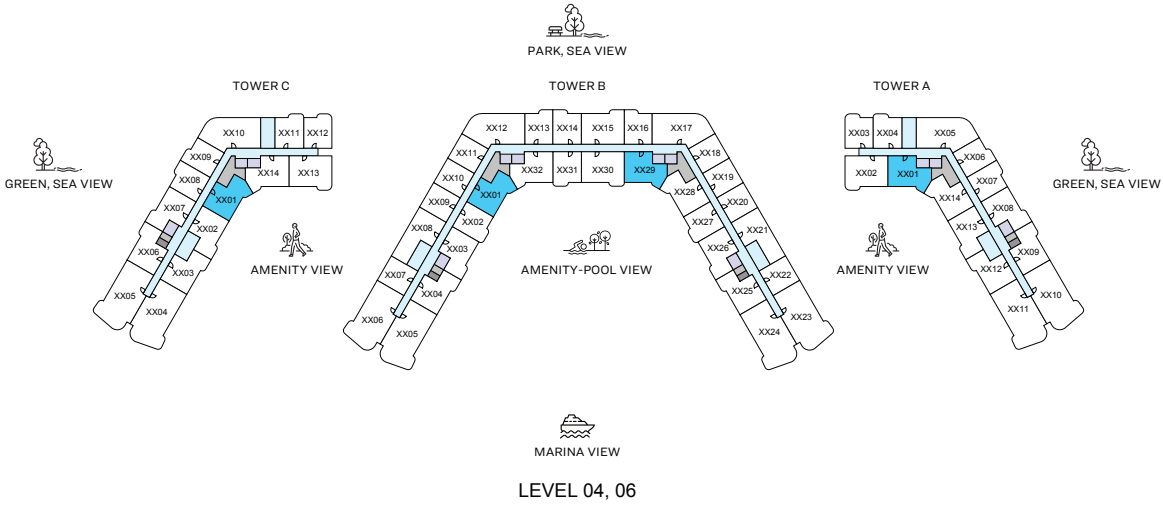
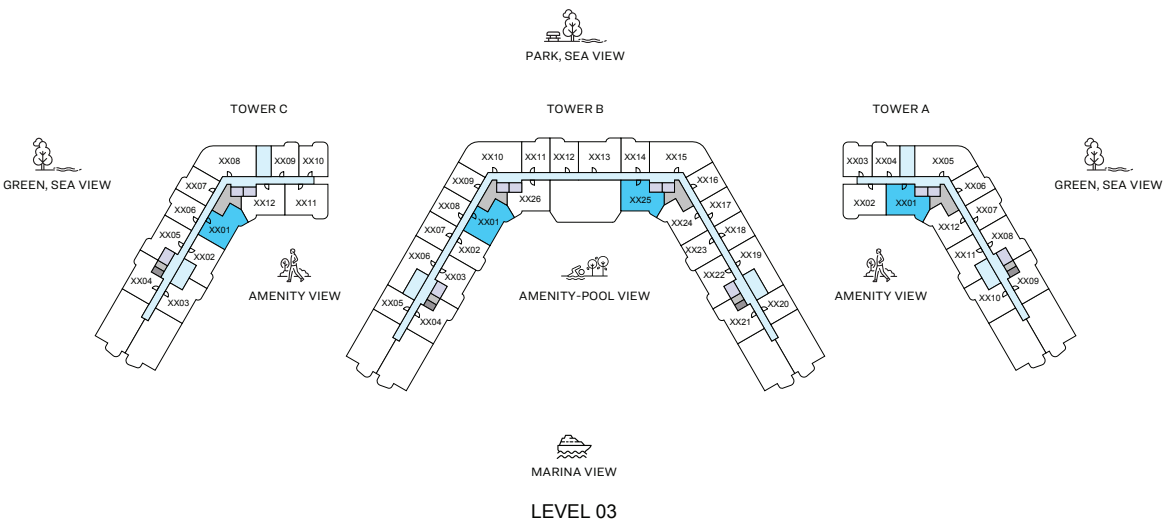
TYPE F
VARIANT 1
(with powder room + balcony)

TOTAL SALEABLE AREA
SUITE RANGE = 463.17 - 465.75 SQ.FT.
BALCONY = 82.24 SQ.FT.
TOTAL RANGE = 545.41 - 547.99 SQ.FT.

List of unit numbers with this unit plan:

VIEWS

- Park View
A-204
- Park, Sea View
A-304, A-404, A-504, A-604, A-704
- Amenity, Pool, Marina View
B-323, B-427, B-523, B-627, B-723, B-827, B-923



2

BEDROOM
APARTMENT

TYPE A

(with balcony)

TOTAL SALEABLE AREA
SUITE RANGE = 627.32 - 630.98 SQ.FT.
BALCONY RANGE = 77.18 - 77.61 SQ.FT.
TOTAL RANGE = 704.50 - 708.59 SQ.FT.

List of unit numbers with this unit plan:

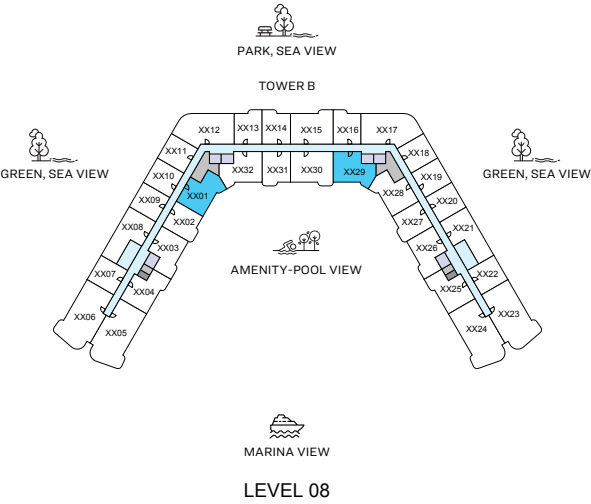
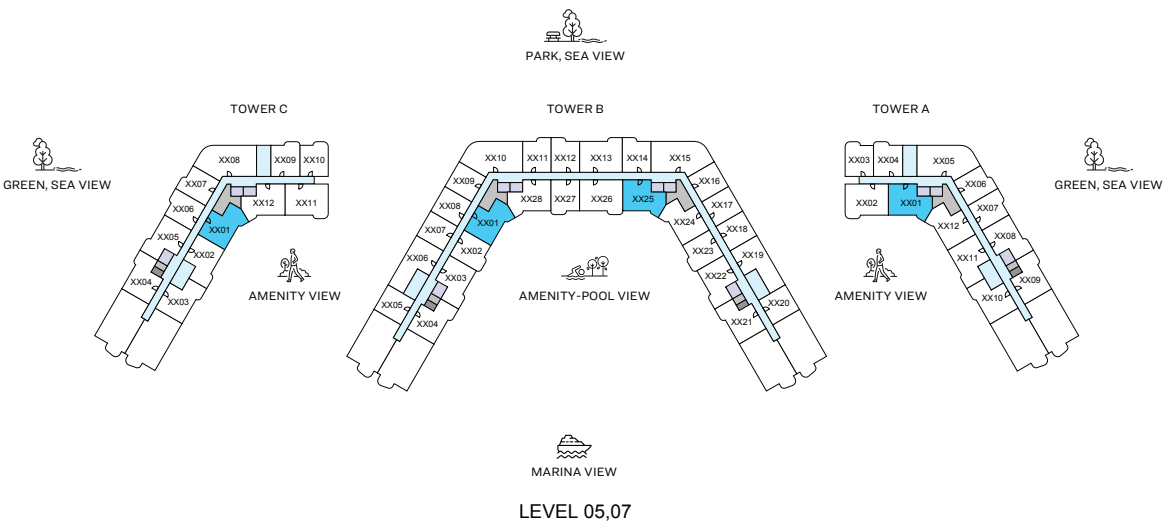
VIEWS

Amenity
A-301, A-401

Amenity, Pool View
B-301

Amenity, Pool, Marina View
B-325, B-401, B-429, B-501, B-525, B-601, B-629,
B-701, B-725, B-801, B-829, B-901, B-925

Amenity, Marina View
C-301, C-401, A-501, C-501, A-601, C-601, A-701, C-701



2

BEDROOM
APARTMENT

TYPE A

(with balcony)

TOTAL SALEABLE AREA
SUITE RANGE = 627.32 - 630.98 SQ.FT.
BALCONY RANGE = 77.18 - 77.61 SQ.FT.
TOTAL RANGE = 704.50 - 708.59 SQ.FT.

List of unit numbers with this unit plan:

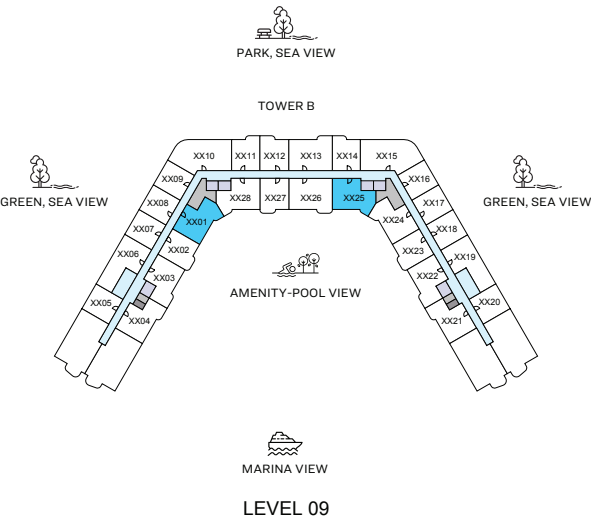
VIEWS

Amenity
A-301, A-401

Amenity, Pool View
B-301

Amenity, Pool, Marina View
B-325, B-401, B-429, B-501, B-525, B-601, B-629,
B-701, B-725, B-801, B-829, B-901, B-925

Amenity, Marina View
C-301, C-401, A-501, C-501, A-601, C-601, A-701, C-701



2
BEDROOM
APARTMENT

TYPE A
(with balcony)

TOTAL SALEABLE AREA
SUITE RANGE = 627.32 - 630.98 SQ.FT.
BALCONY RANGE = 77.18 - 77.61 SQ.FT.
TOTAL RANGE = 704.50 - 708.59 SQ.FT.

List of unit numbers with this unit plan:

VIEWS

Amenity
A-301, A-401

Amenity, Pool View
B-301

Amenity, Pool, Marina View
B-325, B-401, B-429, B-501, B-525, B-601, B-629,
B-701, B-725, B-801, B-829, B-901, B-925

Amenity, Marina View
C-301, C-401, A-501, C-501, A-601, C-601, A-701, C-701



2

BEDROOM
APARTMENT

TYPE A

(with balcony)

TOTAL SALEABLE AREA
SUITE RANGE = 627.32 - 630.98 SQ.FT.
BALCONY RANGE = 77.18 - 77.61 SQ.FT.
TOTAL RANGE = 704.50 - 708.59 SQ.FT.

List of unit numbers with this unit plan:

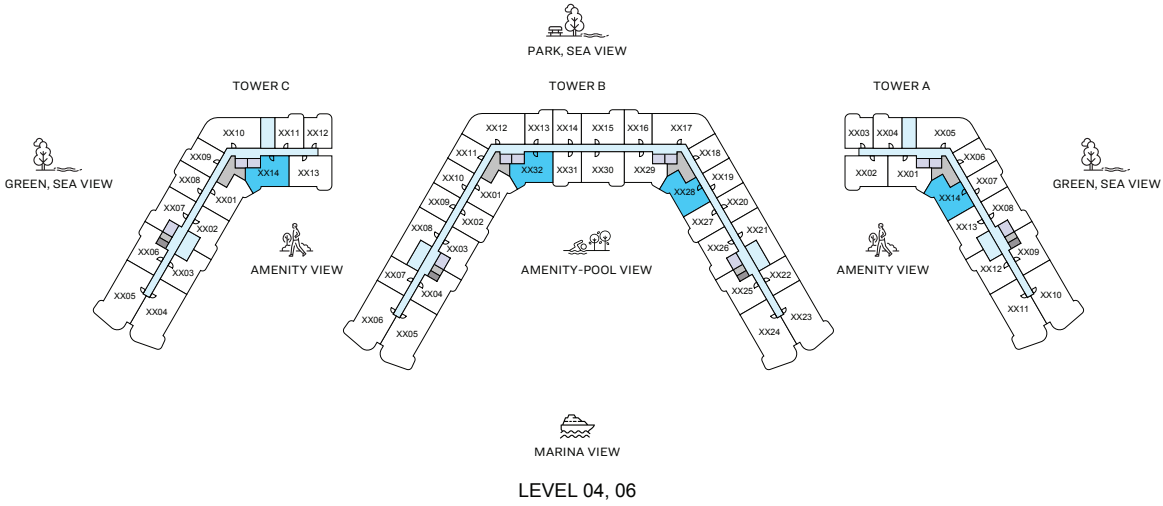
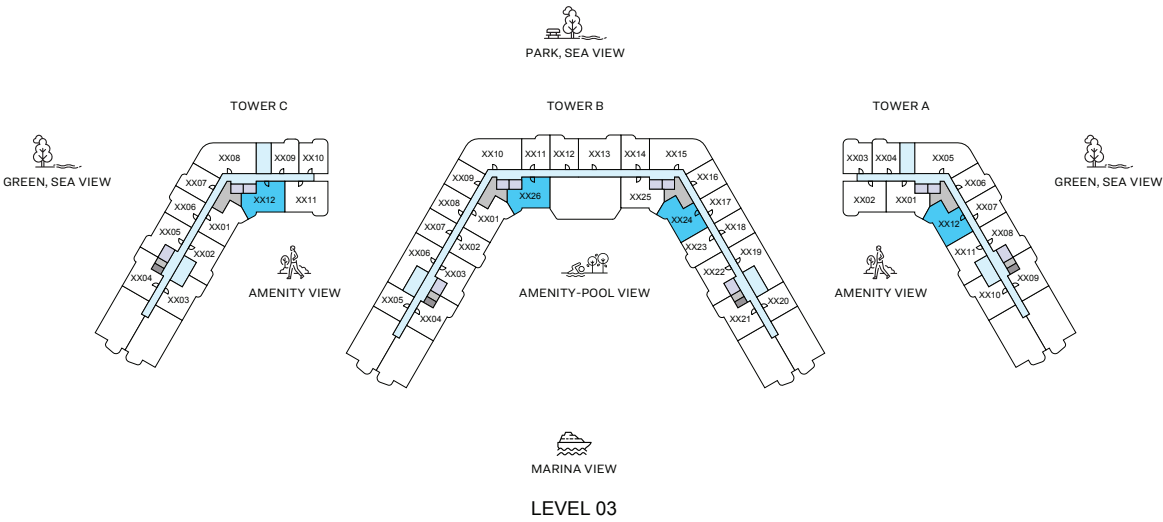
VIEWS

Amenity
A-301, A-401

Amenity, Pool View
B-301

Amenity, Pool, Marina View
B-325, B-401, B-429, B-501, B-525, B-601, B-629,
B-701, B-725, B-801, B-829, B-901, B-925

Amenity, Marina View
C-301, C-401, A-501, C-501, A-601, C-601, A-701, C-701



2

BEDROOM
APARTMENT

TYPE A VARIANT 1

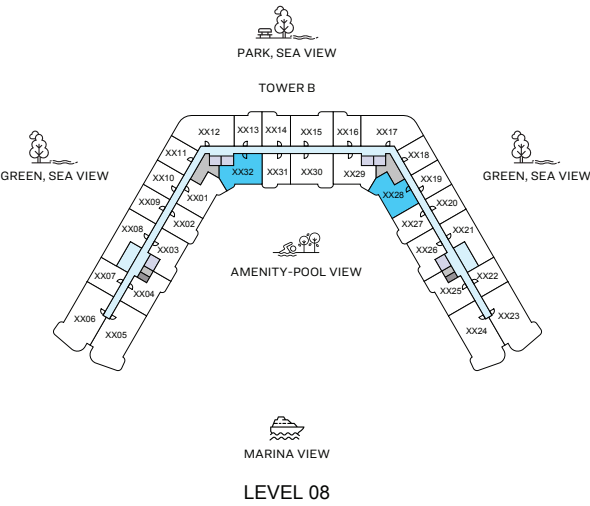
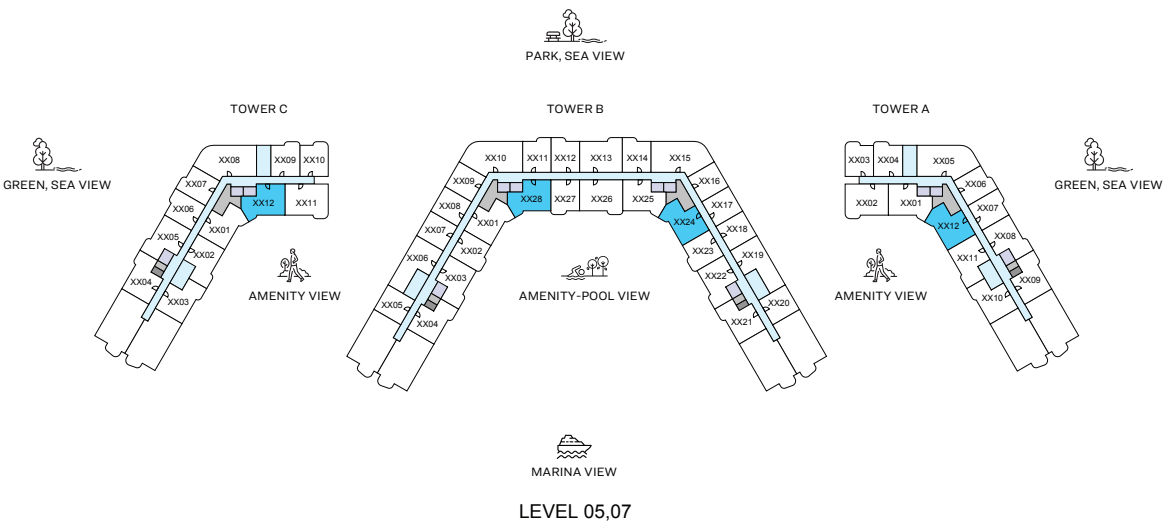
(with balcony)

TOTAL SALEABLE AREA
SUITE RANGE = 628.29 - 640.78 SQ.FT.
BALCONY RANGE = 77.18 - 77.61 SQ.FT.
TOTAL RANGE = 705.47 - 718.38 SQ.FT.

List of unit numbers with this unit plan:

VIEWS

- Amenity
A-312, A-414
- Amenity, Pool, Marina View
B-324, B-326, B-428, B-432, B-524, B-528, B-628,
B-632, B-724, B-728, B-828, B-832, B-924, B-928
- Amenity, Marina View
C-312, C-414, A-512, C-512, A-614, C-614, A-712, C-712



2

BEDROOM
APARTMENT

TYPE A VARIANT 1

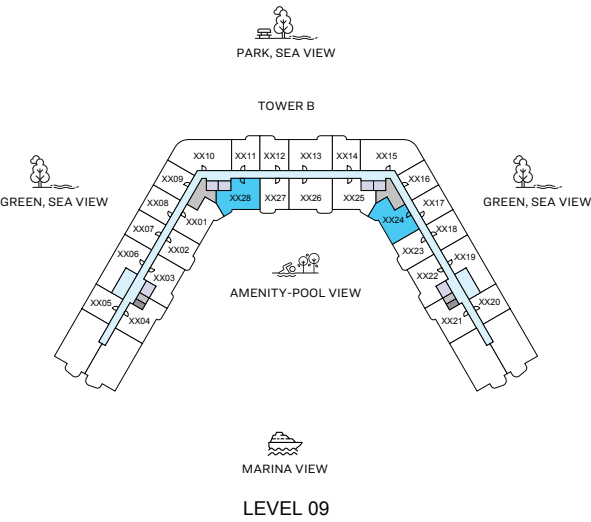
(with balcony)

TOTAL SALEABLE AREA
SUITE RANGE = 628.29 - 640.78 SQ.FT.
BALCONY RANGE = 77.18 - 77.61 SQ.FT.
TOTAL RANGE = 705.47 - 718.38 SQ.FT.

List of unit numbers with this unit plan:

VIEWS

- Amenity
A-312, A-414
- Amenity, Pool, Marina View
B-324, B-326, B-428, B-432, B-524, B-528, B-628,
B-632, B-724, B-728, B-828, B-832, B-924, B-928
- Amenity, Marina View
C-312, C-414, A-512, C-512, A-614, C-614, A-712, C-712



2
BEDROOM
APARTMENT

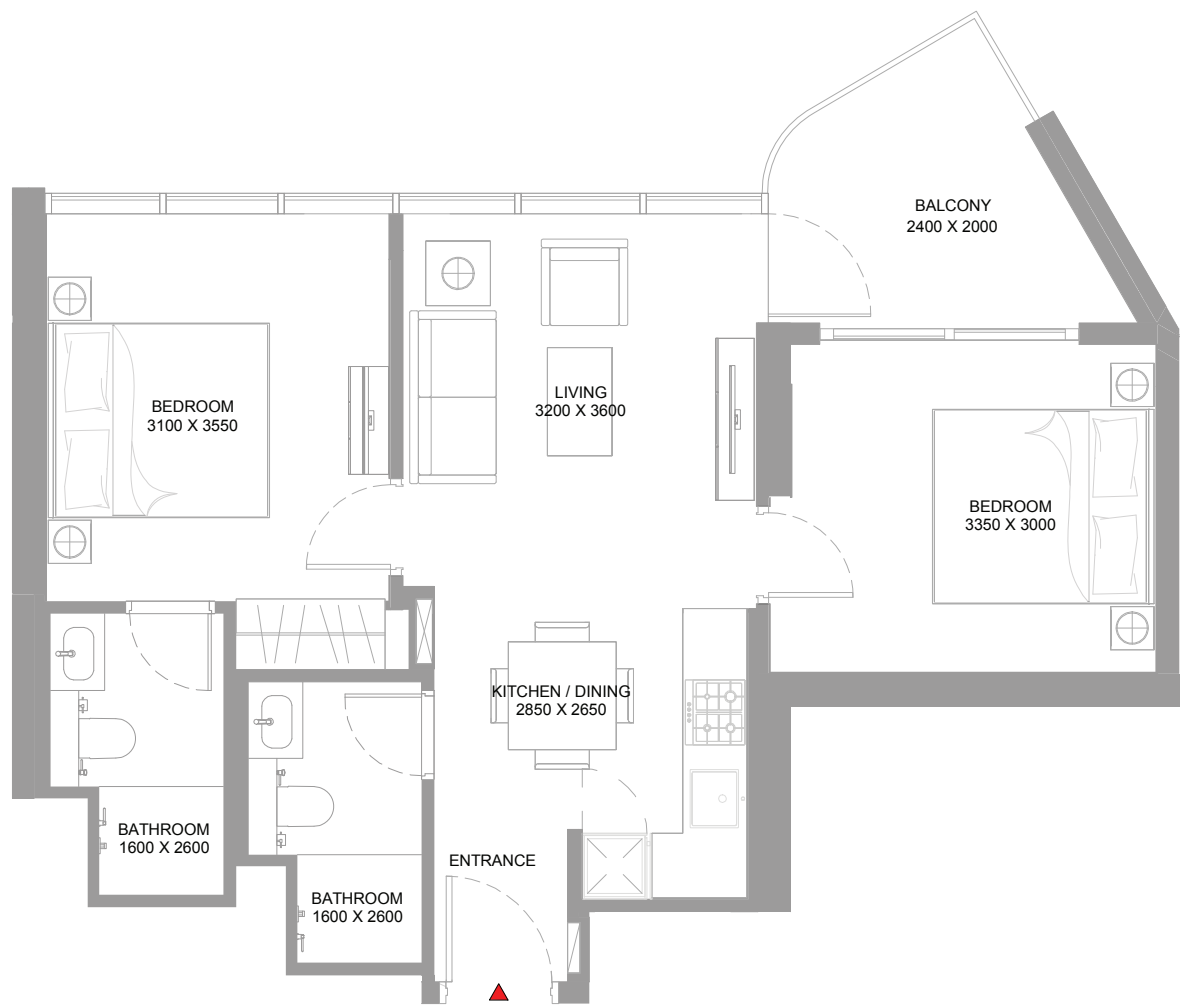
TYPE A
VARIANT 1
(with balcony)

TOTAL SALEABLE AREA
SUITE RANGE = 628.29 - 640.78 SQ.FT.
BALCONY RANGE = 77.18 - 77.61 SQ.FT.
TOTAL RANGE = 705.47 - 718.38 SQ.FT.

List of unit numbers with this unit plan:

VIEWS

- Amenity
A-312, A-414
- Amenity, Pool, Marina View
B-324, B-326, B-428, B-432, B-524, B-528, B-628,
B-632, B-724, B-728, B-828, B-832, B-924, B-928
- Amenity, Marina View
C-312, C-414, A-512, C-512, A-614, C-614, A-712, C-712



2
BEDROOM
APARTMENT

TYPE A
VARIANT 1
(with balcony)

TOTAL SALEABLE AREA
SUITE RANGE = 628.29 - 640.78 SQ.FT.
BALCONY RANGE = 77.18 - 77.61 SQ.FT.
TOTAL RANGE = 705.47 - 718.38 SQ.FT.

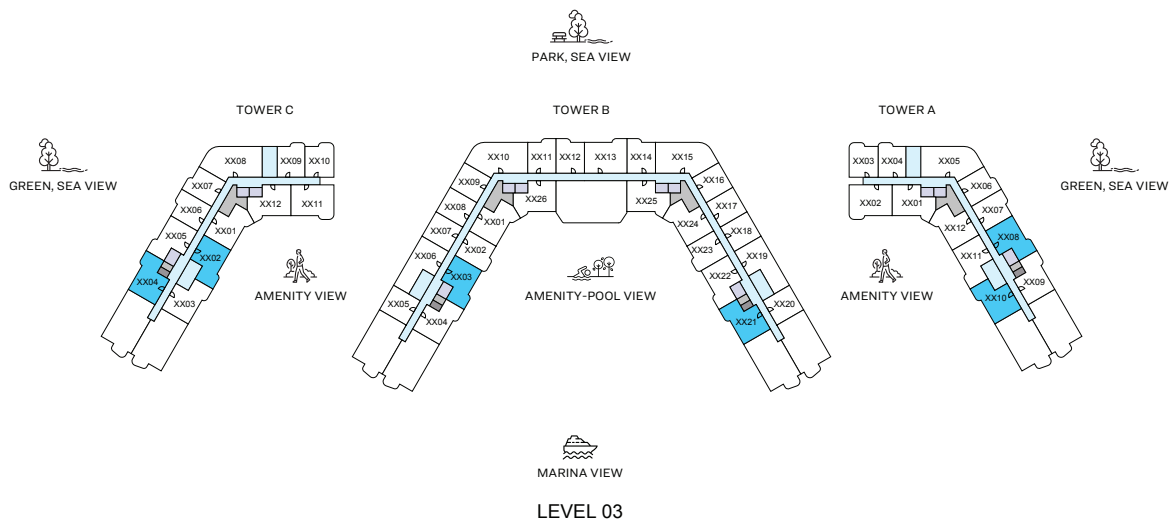
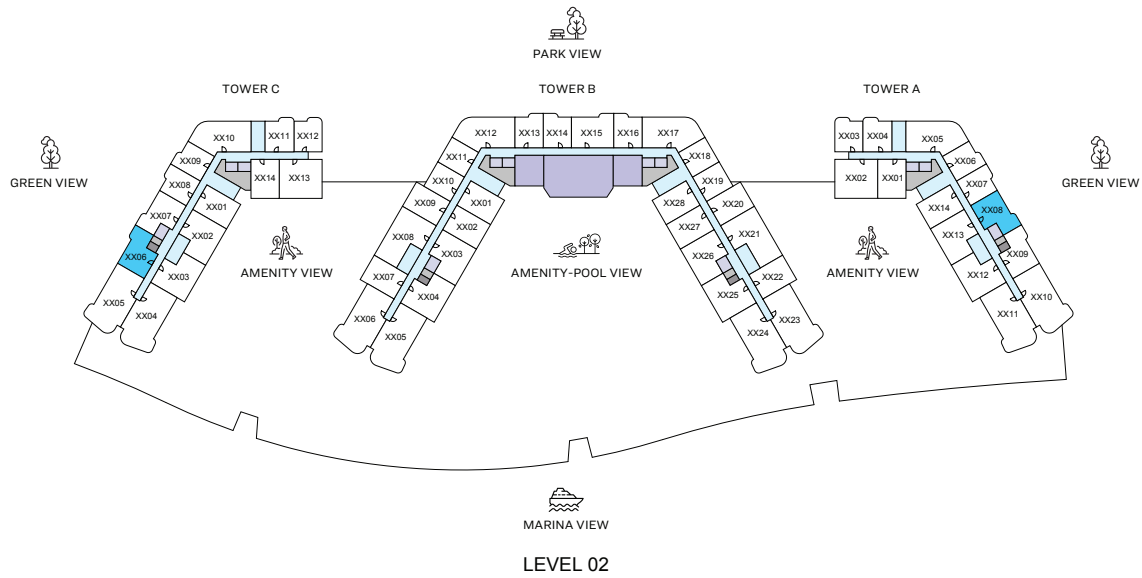
List of unit numbers with this unit plan:

VIEWS

Amenity
A-312, A-414

Amenity, Pool, Marina View
B-324, B-326, B-428, B-432, B-524, B-528, B-628,
B-632, B-724, B-728, B-828, B-832, B-924, B-928

Amenity, Marina View
C-312, C-414, A-512, C-512, A-614, C-614, A-712, C-712



2

BEDROOM
APARTMENT

TYPE B

(with balcony)

TOTAL SALEABLE AREA
SUITE RANGE = 603.75 - 605.25 SQ.FT.
BALCONY RANGE = 80.94 - 81.59 SQ.FT.
TOTAL RANGE = 685.12 - 686.85 SQ.FT.

List of unit numbers with this unit plan:

VIEWS

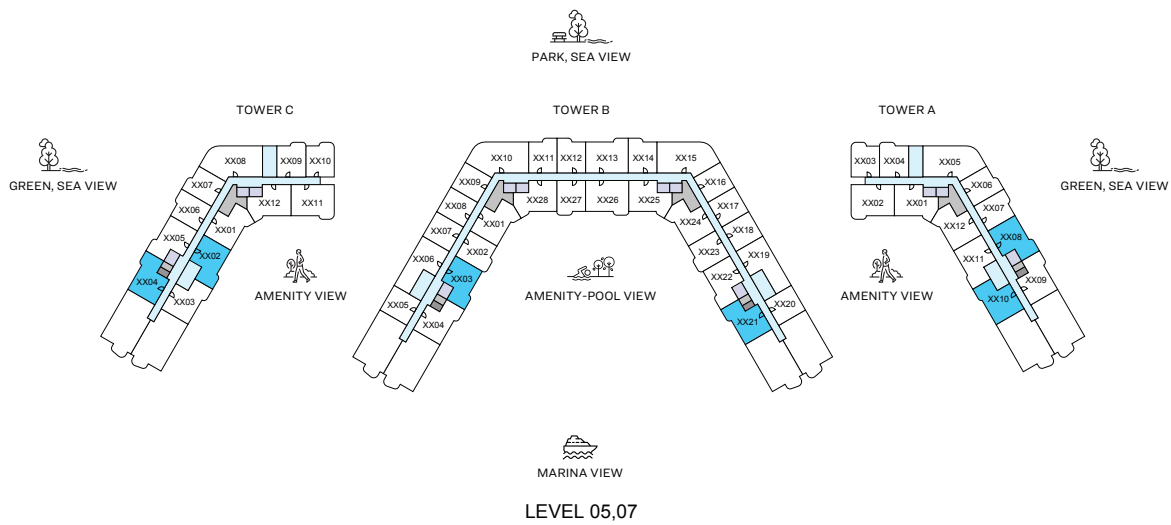
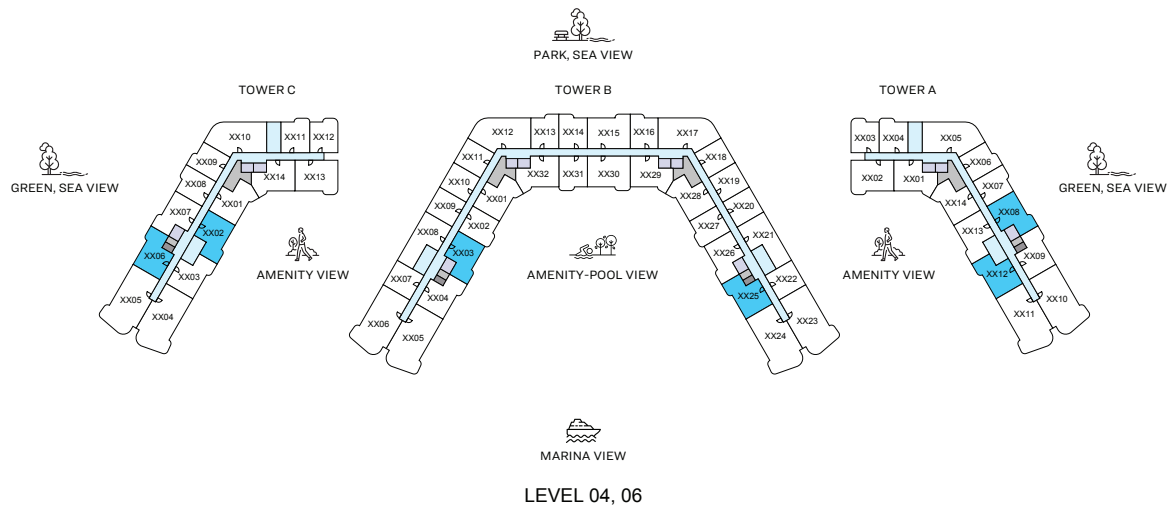
Green View
A-208, C-206

Green, Sea View
A-308, C-304, A-408, C-406, A-508, C-504, A-608,
C-606, A-708, C-704

Amenity, Marina View
A-310, C-302, A-412, C-402, A-510, C-502, A-612,
C-602, A-710, C-702

Amenity, Pool View
B-303

Amenity, Pool, Marina View
B-321, B-403, B-425, B-503, B-521, B-603, B-625, B-703,
B-721, B-803, B-825, B-903, B-921



2

BEDROOM
APARTMENT

TYPE B

(with balcony)

TOTAL SALEABLE AREA
SUITE RANGE = 603.75 - 605.25 SQ.FT.
BALCONY RANGE = 80.94 - 81.59 SQ.FT.
TOTAL RANGE = 685.12 - 686.85 SQ.FT.

List of unit numbers with this unit plan:

VIEWS

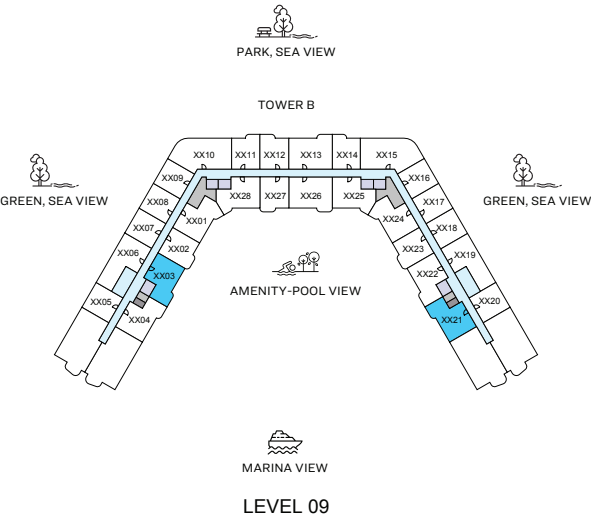
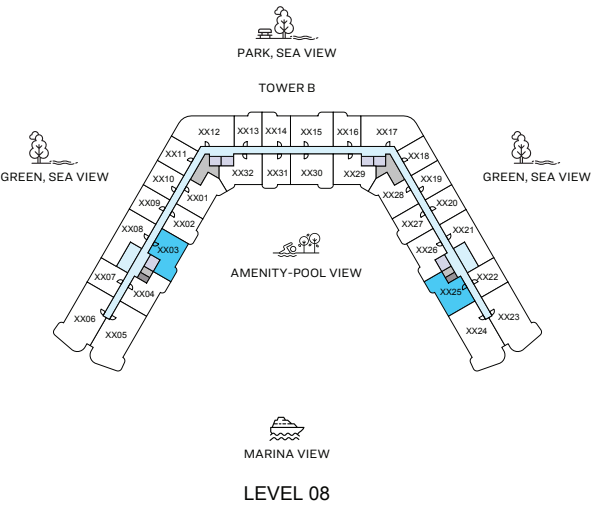
Green View
A-208, C-206

Green, Sea View
A-308, C-304, A-408, C-406, A-508, C-504, A-608,
C-606, A-708, C-704

Amenity, Marina View
A-310, C-302, A-412, C-402, A-510, C-502, A-612,
C-602, A-710, C-702

Amenity, Pool View
B-303

Amenity, Pool, Marina View
B-321, B-403, B-425, B-503, B-521, B-603, B-625, B-703,
B-721, B-803, B-825, B-903, B-921



2
BEDROOM
APARTMENT

TYPE B
(with balcony)

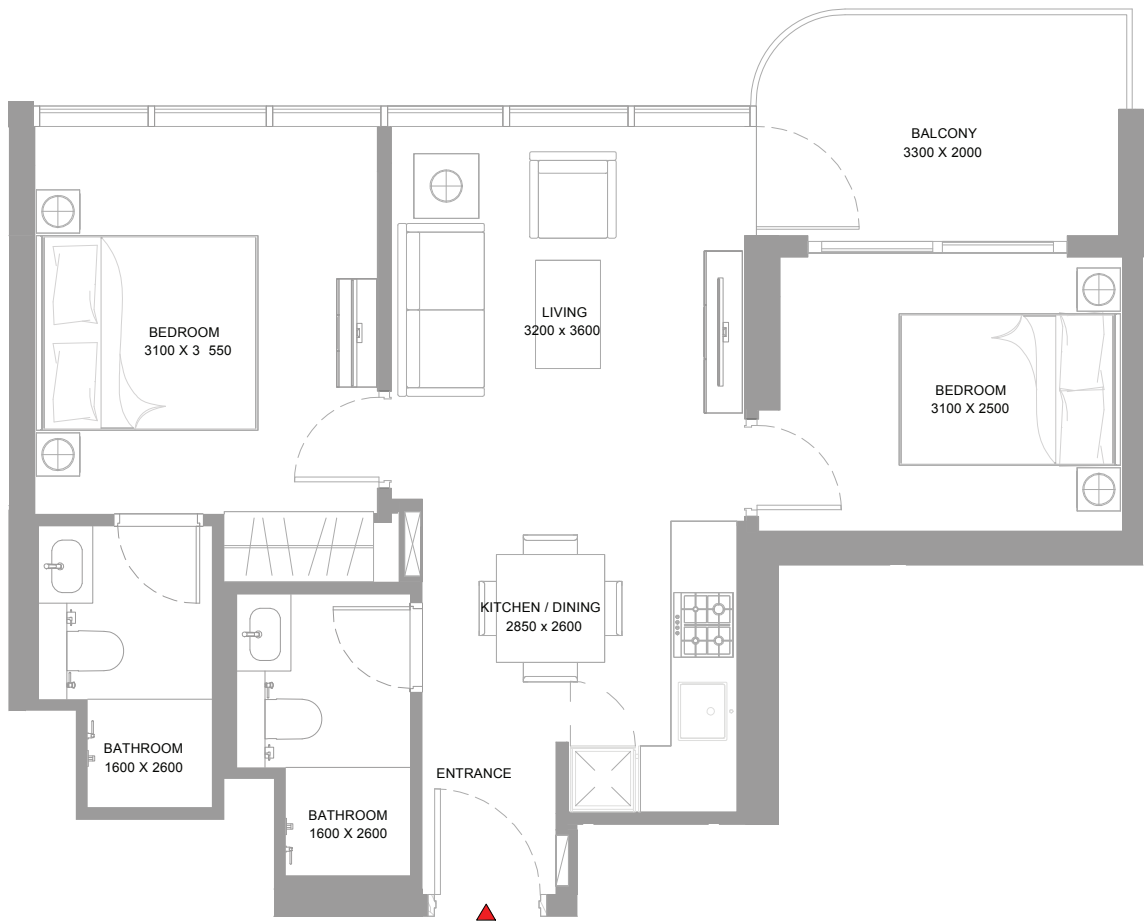
TOTAL SALEABLE AREA
SUITE RANGE = 603.75 - 605.25 SQ.FT.
BALCONY RANGE = 80.94 - 81.59 SQ.FT.
TOTAL RANGE = 685.12 - 686.85 SQ.FT.

List of unit numbers with this unit plan:

VIEWS

- Green View
A-208, C-206
- Green, Sea View
A-308, C-304, A-408, C-406, A-508, C-504, A-608,
C-606, A-708, C-704
- Amenity, Marina View
A-310, C-302, A-412, C-402, A-510, C-502, A-612,
C-602, A-710, C-702

- Amenity, Pool View
B-303
- Amenity, Pool, Marina View
B-321, B-403, B-425, B-503, B-521, B-603, B-625, B-703,
B-721, B-803, B-825, B-903, B-921



2

BEDROOM
APARTMENT

TYPE B

(with balcony)

TOTAL SALEABLE AREA
SUITE RANGE = 603.75 - 605.25 SQ.FT.
BALCONY RANGE = 80.94 - 81.59 SQ.FT.
TOTAL RANGE = 685.12 - 686.85 SQ.FT.

List of unit numbers with this unit plan:

VIEWS

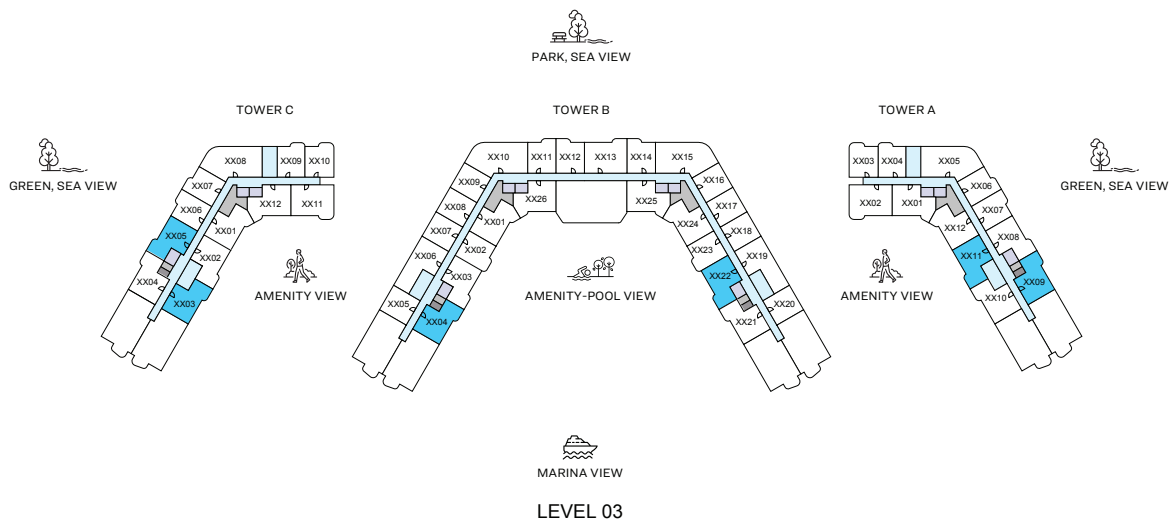
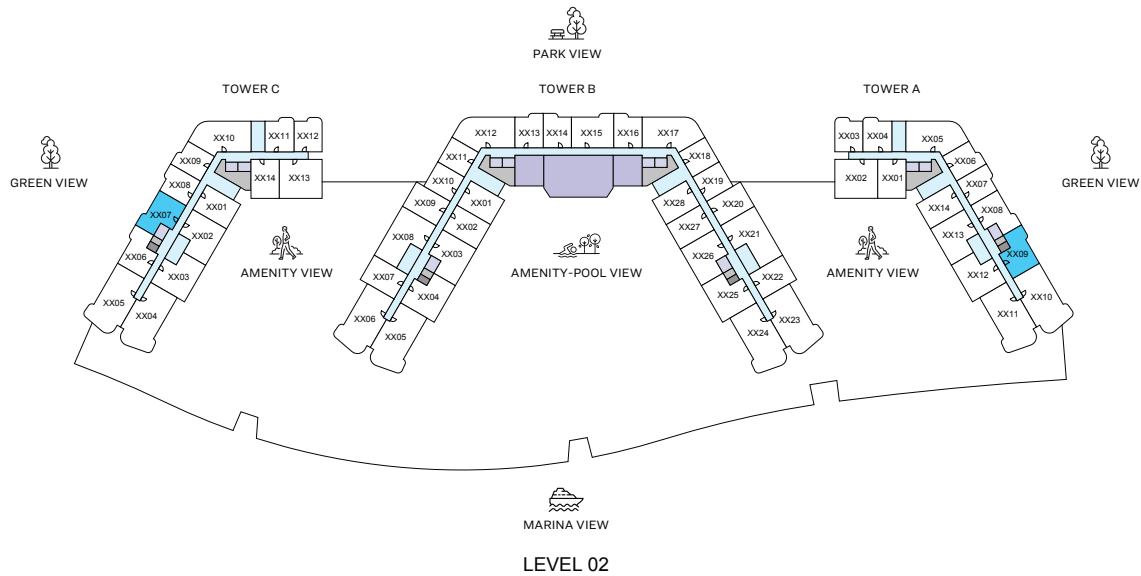
Green View
A-208, C-206

Green, Sea View
A-308, C-304, A-408, C-406, A-508, C-504, A-608,
C-606, A-708, C-704

Amenity, Marina View
A-310, C-302, A-412, C-402, A-510, C-502, A-612,
C-602, A-710, C-702

Amenity, Pool View
B-303

Amenity, Pool, Marina View
B-321, B-403, B-425, B-503, B-521, B-603, B-625, B-703,
B-721, B-803, B-825, B-903, B-921



2

BEDROOM
APARTMENT

TYPE B VARIANT 1

(with balcony)

TOTAL SALEABLE AREA
SUITE RANGE = 603.75 - 605.25 SQ.FT.
BALCONY RANGE = 80.84 - 81.70 SQ.FT.
TOTAL RANGE = 684.91 - 686.63 SQ.FT.

List of unit numbers with this unit plan:

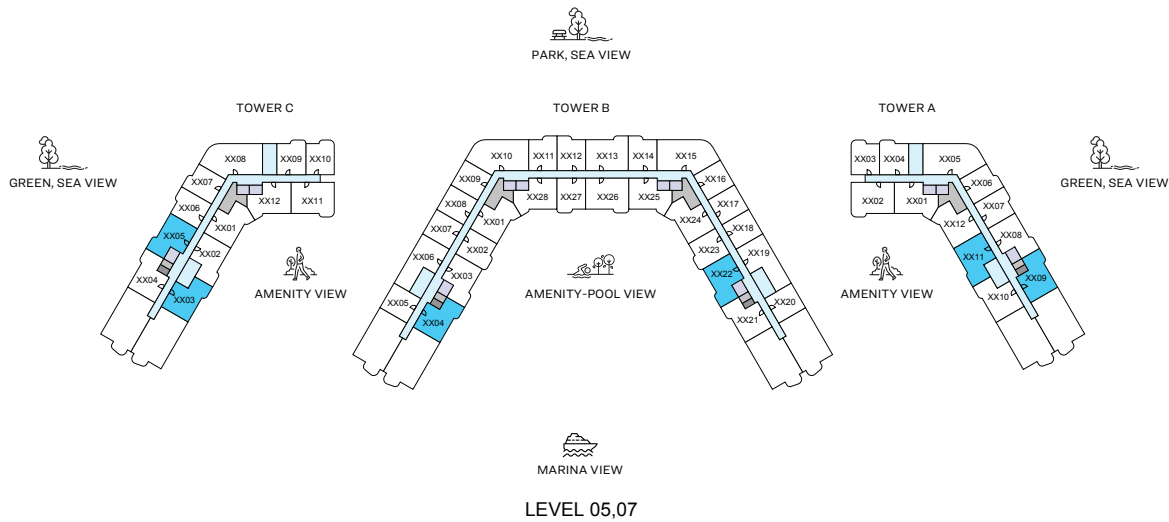
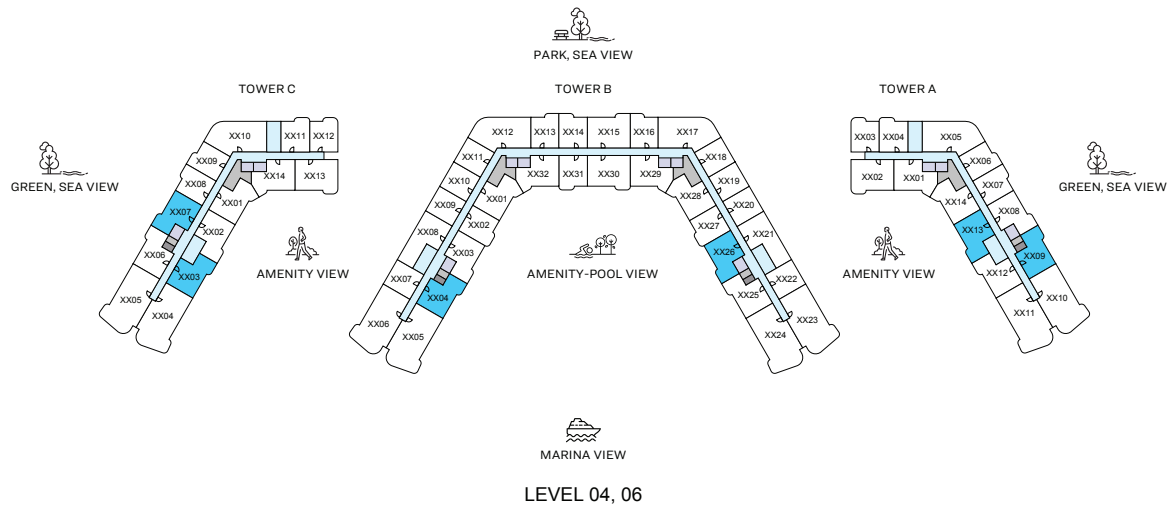
VIEWS

- Green View
A-209, C-207

Green, Sea View
A-309, C-305, A-409, C-407, A-509, C-505, A-609, C-607, A-709, C-705

Amenity, Marina View
A-311, C-303, A-413, C-403, A-511, C-503, A-613, C-603, A-711, C-703
- Amenity, Pool View
B-304

Amenity, Pool, Marina View
B-322, B-404, B-426, B-504, B-522, B-604, B-626, B-704, B-722, B-804, B-826, B-904, B-922



2

BEDROOM
APARTMENT

TYPE B VARIANT 1

(with balcony)

TOTAL SALEABLE AREA
SUITE RANGE = 603.75 - 605.25 SQ.FT.
BALCONY RANGE = 80.84 - 81.70 SQ.FT.
TOTAL RANGE = 684.91 - 686.63 SQ.FT.

List of unit numbers with this unit plan:

VIEWS

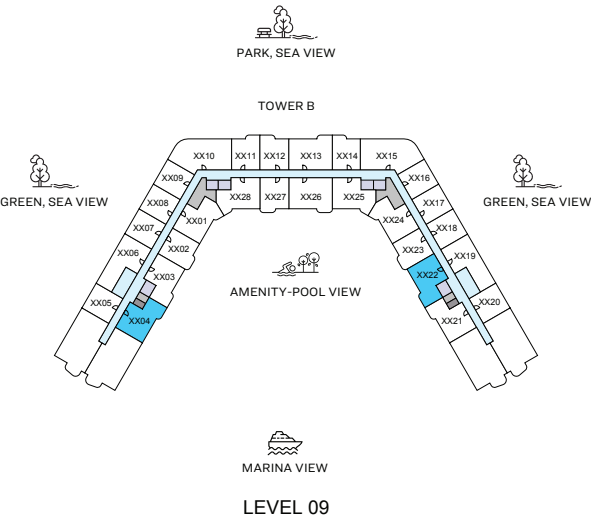
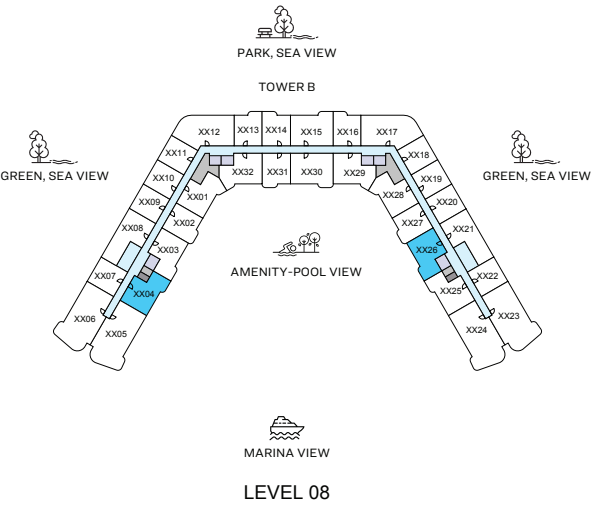
Green View
A-209, C-207

Green, Sea View
A-309, C-305, A-409, C-407, A-509, C-505, A-609,
C-607, A-709, C-705

Amenity, Marina View
A-311, C-303, A-413, C-403, A-511, C-503, A-613,
C-603, A-711, C-703

Amenity, Pool View
B-304

Amenity, Pool, Marina View
B-322, B-404, B-426, B-504, B-522, B-604, B-626,
B-704, B-722, B-804, B-826, B-904, B-922



2
BEDROOM
APARTMENT

TYPE B
VARIANT 1
(with balcony)

TOTAL SALEABLE AREA
SUITE RANGE = 603.75 - 605.25 SQ.FT.
BALCONY RANGE = 80.84 - 81.70 SQ.FT.
TOTAL RANGE = 684.91 - 686.63 SQ.FT.

List of unit numbers with this unit plan:

VIEWS

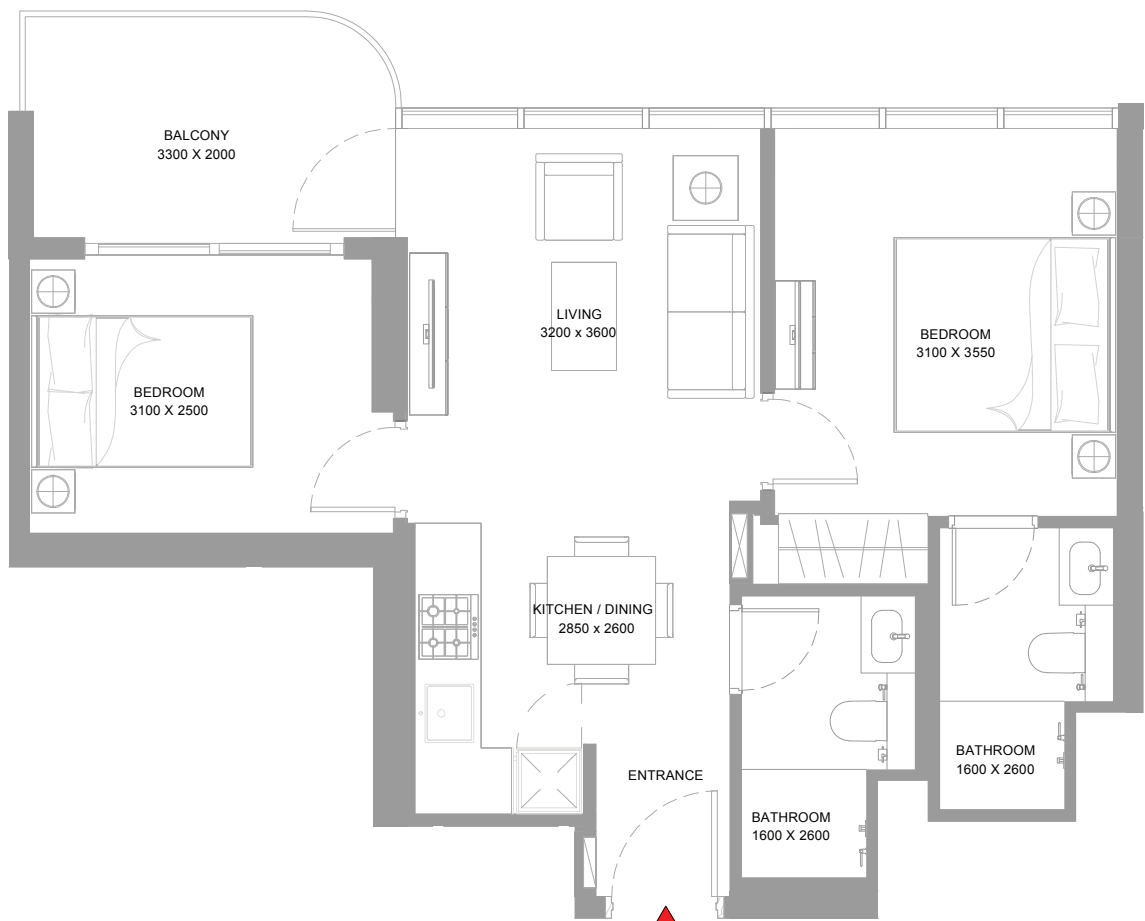
Green View
A-209, C-207

Green, Sea View
A-309, C-305, A-409, C-407, A-509, C-505, A-609,
C-607, A-709, C-705

Amenity, Marina View
A-311, C-303, A-413, C-403, A-511, C-503, A-613,
C-603, A-711, C-703

Amenity, Pool View
B-304

Amenity, Pool, Marina View
B-322, B-404, B-426, B-504, B-522, B-604, B-626,
B-704, B-722, B-804, B-826, B-904, B-922



2
BEDROOM
APARTMENT

TYPE B VARIANT 1

(with balcony)

TOTAL SALEABLE AREA
SUITE RANGE = 603.75 - 605.25 SQ.FT.
BALCONY RANGE = 80.84 - 81.70 SQ.FT.
TOTAL RANGE = 684.91 - 686.63 SQ.FT.

List of unit numbers with this unit plan:

VIEWS

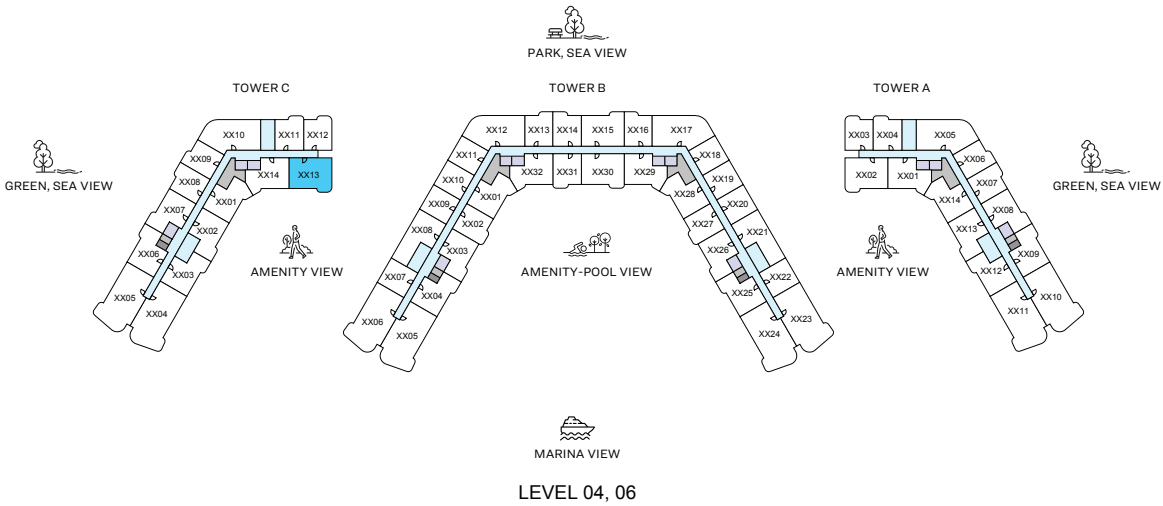
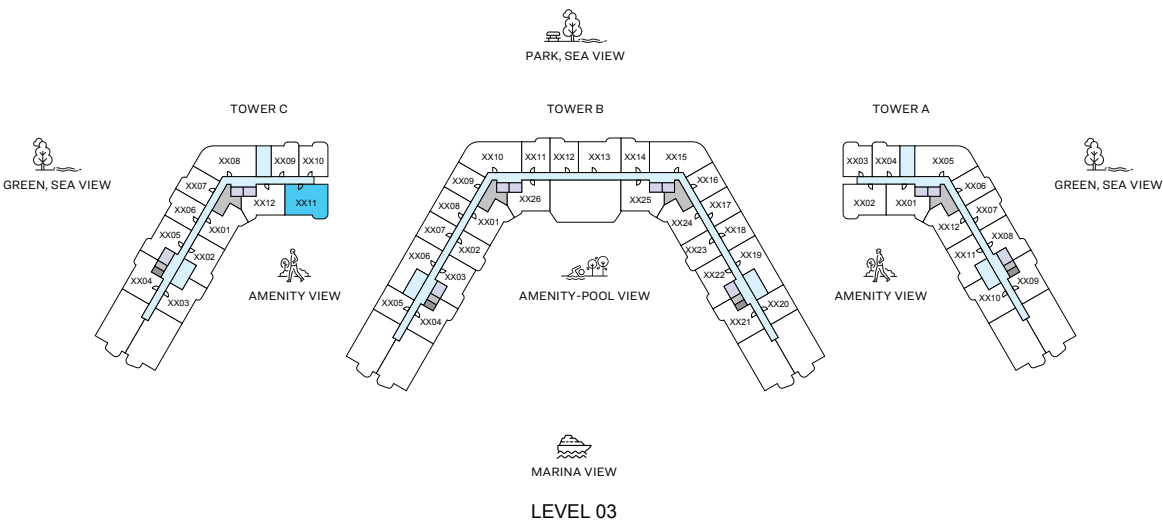
Green View
A-209, C-207

Green, Sea View
A-309, C-305, A-409, C-407, A-509, C-505, A-609,
C-607, A-709, C-705

Amenity, Marina View
A-311, C-303, A-413, C-403, A-511, C-503, A-613,
C-603, A-711, C-703

Amenity, Pool View
B-304

Amenity, Pool, Marina View
B-322, B-404, B-426, B-504, B-522, B-604, B-626,
B-704, B-722, B-804, B-826, B-904, B-922



2
BEDROOM
APARTMENT

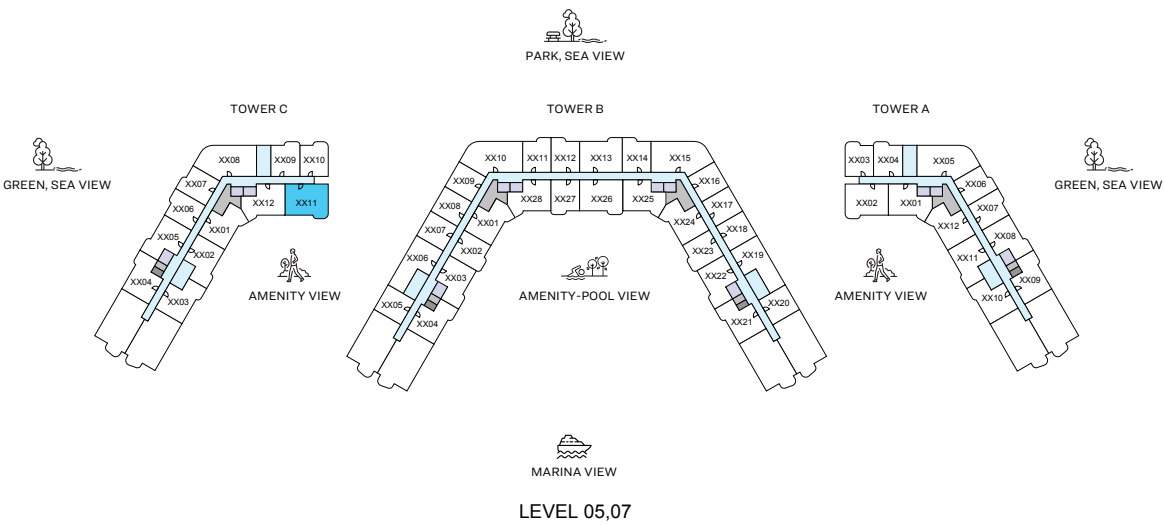
TYPE C
(with balcony)

TOTAL SALEABLE AREA
SUITE = 727.96 SQ.FT.
BALCONY = 80.41 SQ.FT.
TOTAL = 808.37 SQ.FT.

List of unit numbers with this unit plan:

VIEWS

Amenity, Marina View
C-311, C-413, C-511, C-613, C-711



2
BEDROOM
APARTMENT

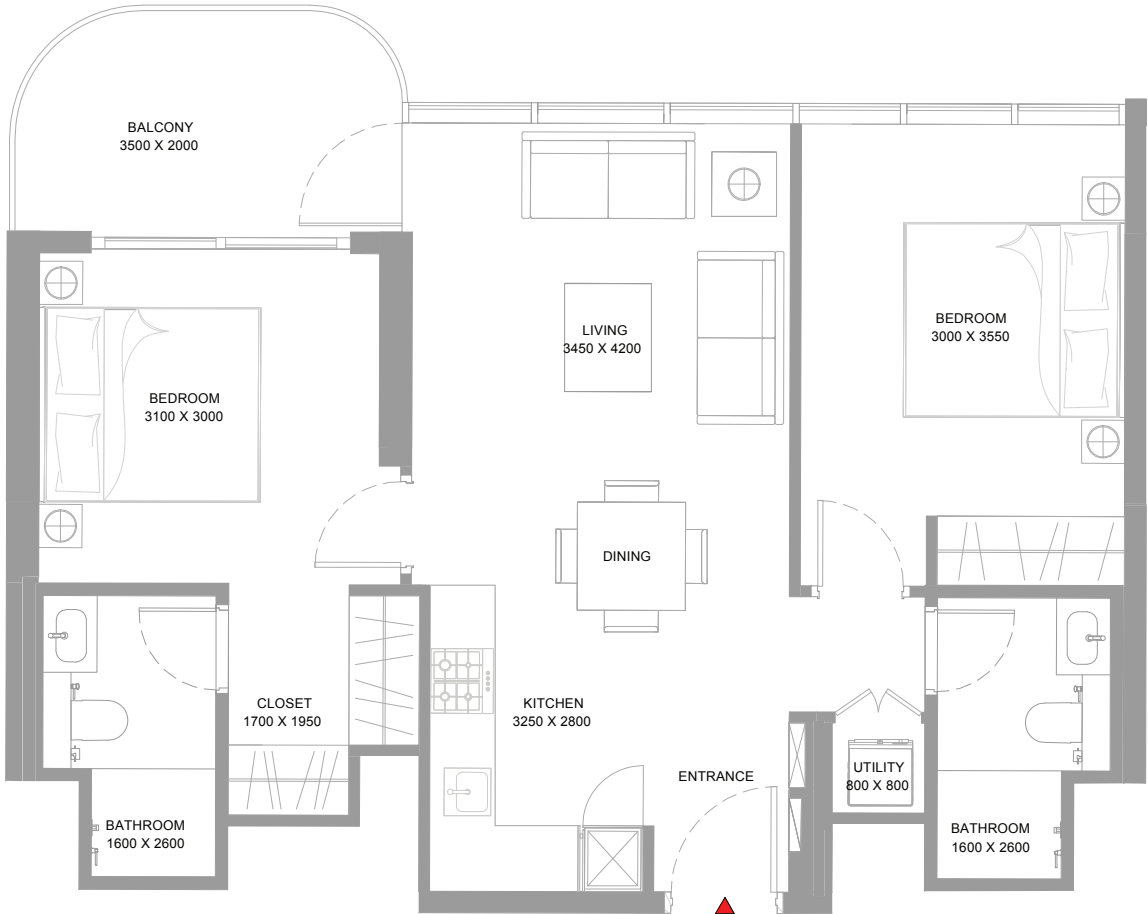
TYPE C
(with balcony)

TOTAL SALEABLE AREA
SUITE = 727.96 SQ.FT.
BALCONY = 80.41 SQ.FT.
TOTAL = 808.37 SQ.FT.

List of unit numbers with this unit plan:

VIEWS

Amenity, Marina View
C-311, C-413, C-511, C-613, C-711



2
BEDROOM
APARTMENT

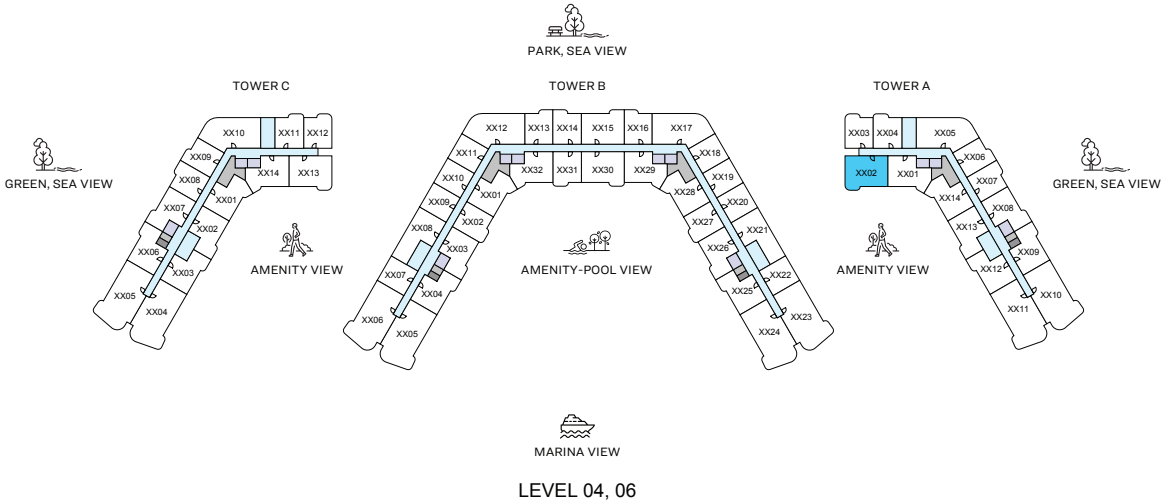
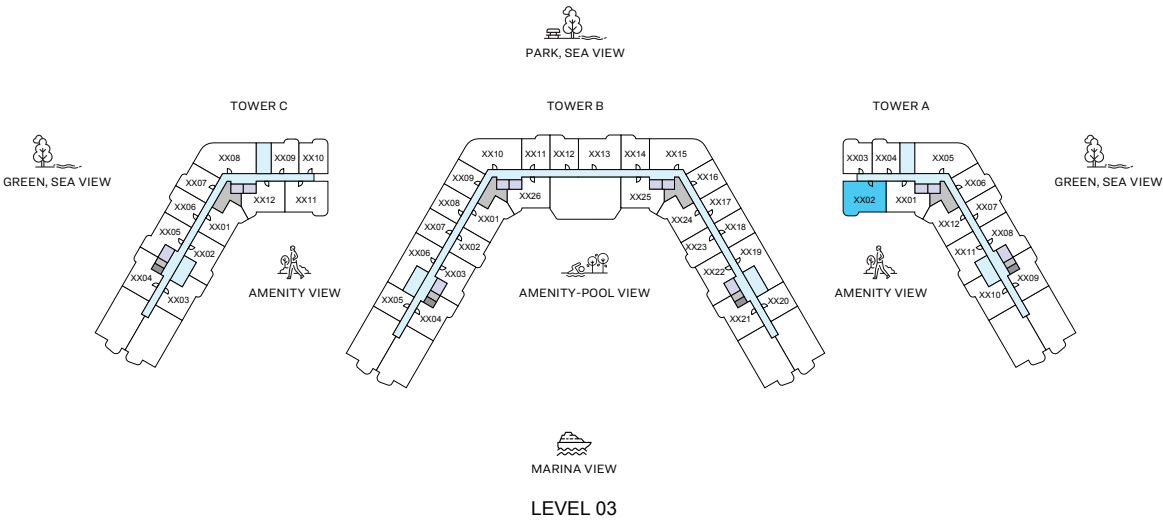
TYPE C
(with balcony)

TOTAL SALEABLE AREA
SUITE = 727.96 SQ.FT.
BALCONY = 80.41 SQ.FT.
TOTAL = 808.37 SQ.FT.

List of unit numbers with this unit plan:

VIEWS

Amenity, Marina View
C-311, C-413, C-511, C-613, C-711



2
BEDROOM
APARTMENT

TYPE C
VARIANT 1
(with balcony)

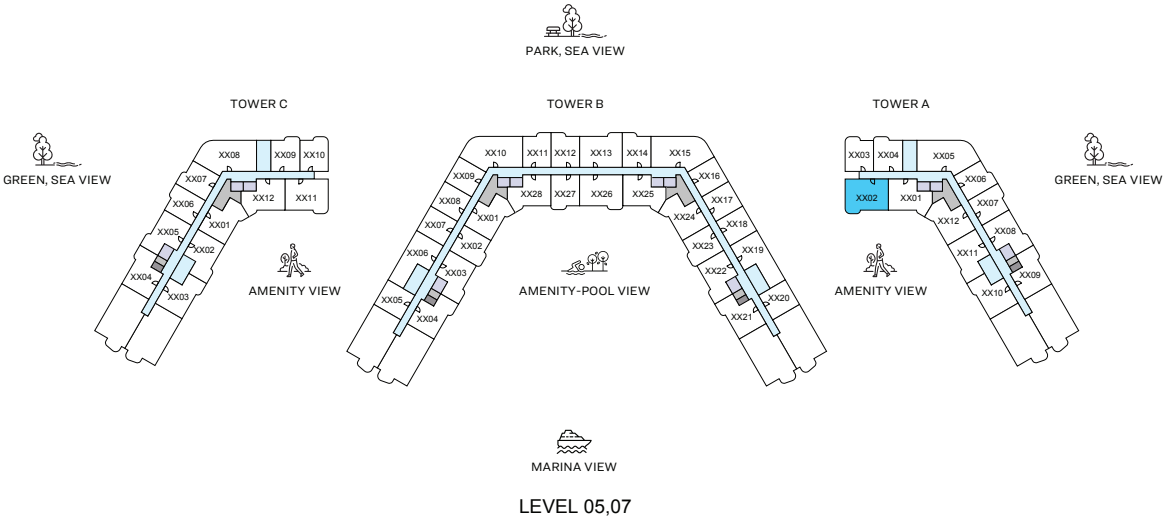
TOTAL SALEABLE AREA
SUITE = 727.96 SQ.FT.
BALCONY = 80.41 SQ.FT.
TOTAL = 808.37 SQ.FT.

List of unit numbers with this unit plan:

VIEWS

Amenity
A-302, A-402

Amenity, Marina View
A502, A602, A702



2
BEDROOM
APARTMENT

TYPE C
VARIANT 1
(with balcony)

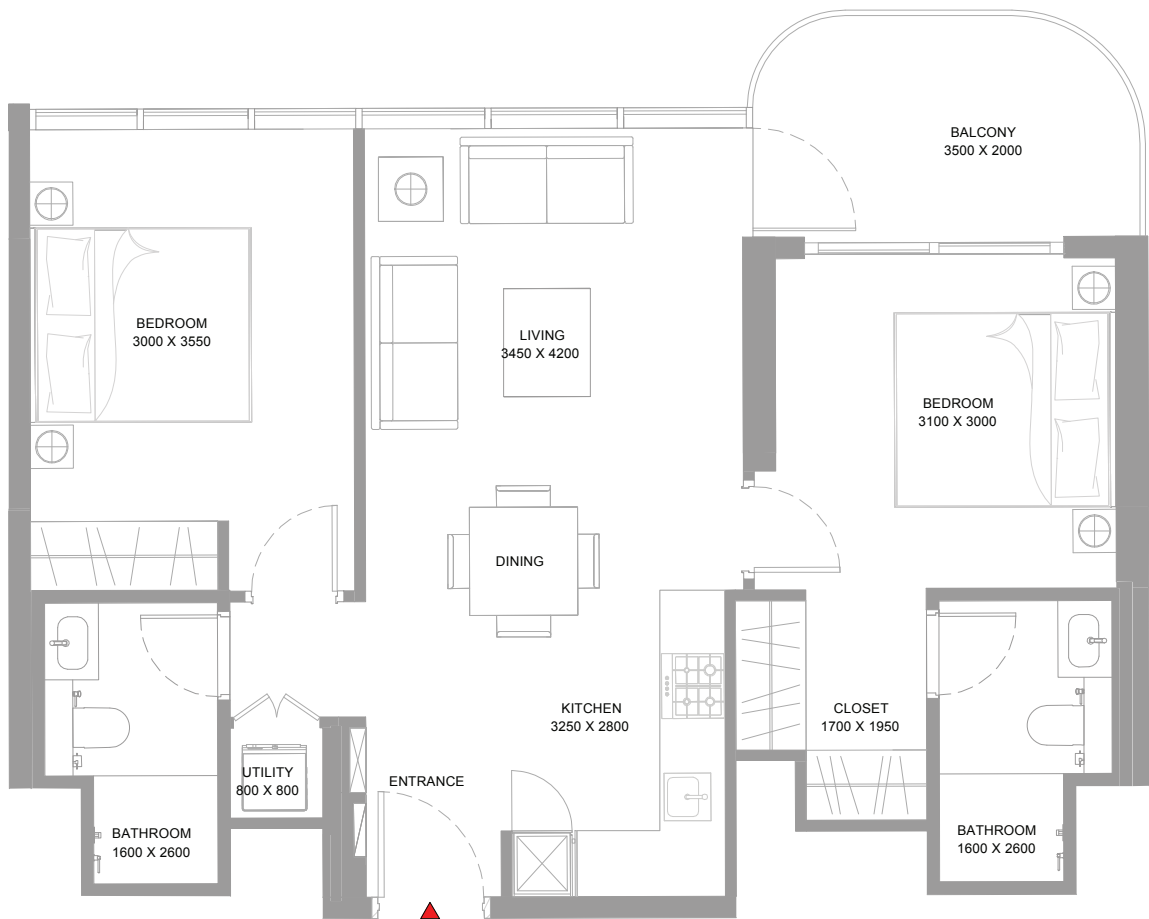
TOTAL SALEABLE AREA
SUITE = 727.96 SQ.FT.
BALCONY = 80.41 SQ.FT.
TOTAL = 808.37 SQ.FT.

List of unit numbers with this unit plan:

VIEWS

Amenity
A-302, A-402

Amenity, Marina View
A502, A602, A702



2
BEDROOM
APARTMENT

TYPE C
VARIANT 1
(with balcony)

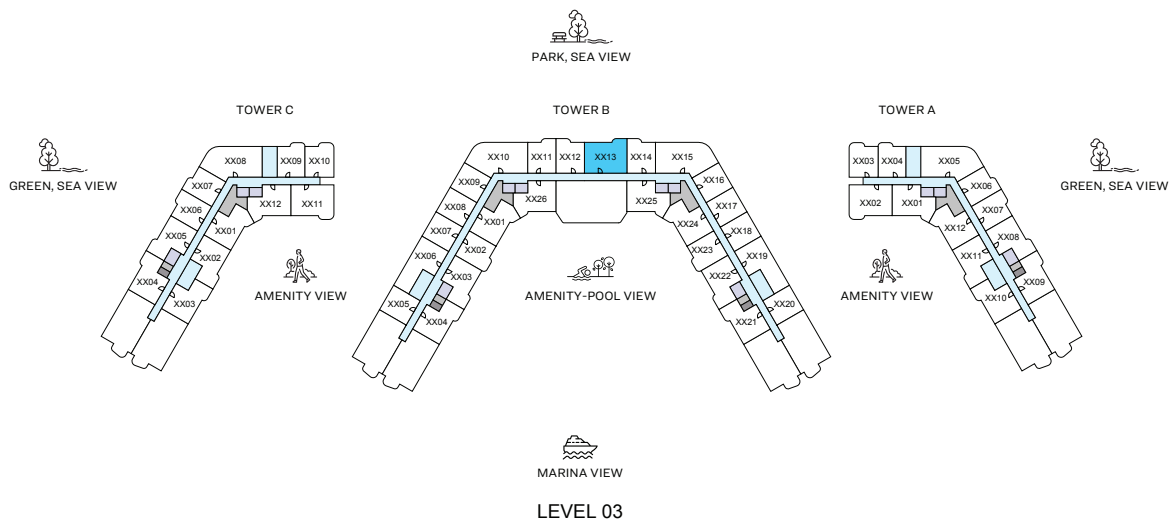
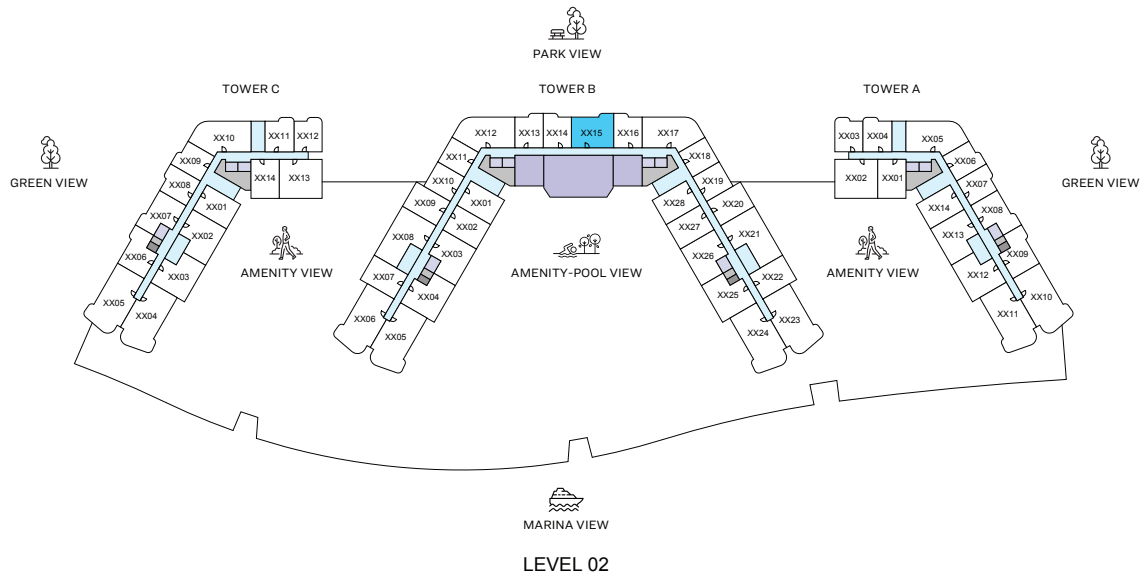
TOTAL SALEABLE AREA
SUITE = 727.96 SQ.FT.
BALCONY = 80.41 SQ.FT.
TOTAL = 808.37 SQ.FT.

List of unit numbers with this unit plan:

VIEWS

Amenity
A-302, A-402

Amenity, Marina View
A502,A602,A702



2
BEDROOM
APARTMENT

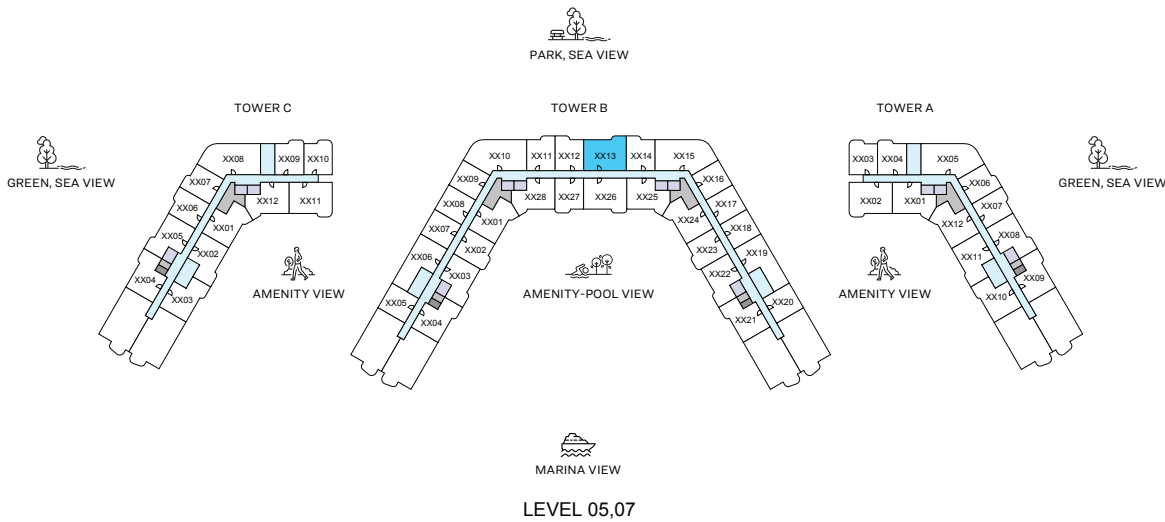
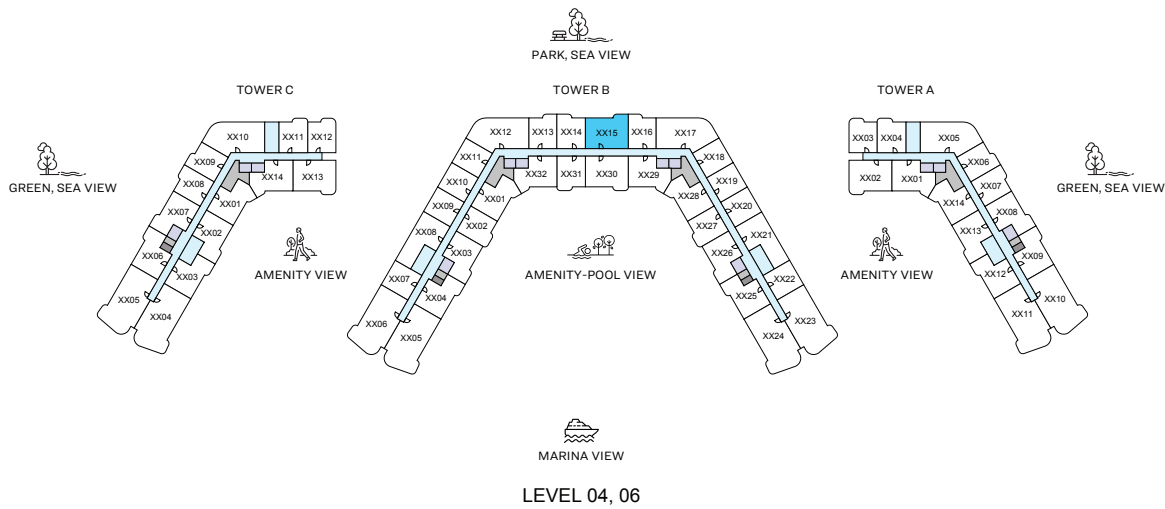
TYPE D
(with balcony)

TOTAL SALEABLE AREA
SUITE = 727.96 SQ.FT.
BALCONY RANGE = 80.84 - 81.27 SQ.FT.
TOTAL RANGE = 808.80 - 809.23 SQ.FT.

List of unit numbers with this unit plan:

VIEWS

- Park View
B-215
- Park, Sea View
B-313, B-415, B-513, B-615, B-713, B-815, B-913



2
BEDROOM
APARTMENT

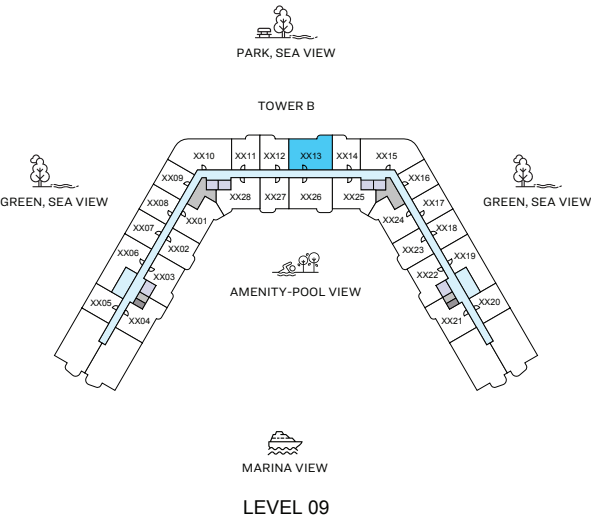
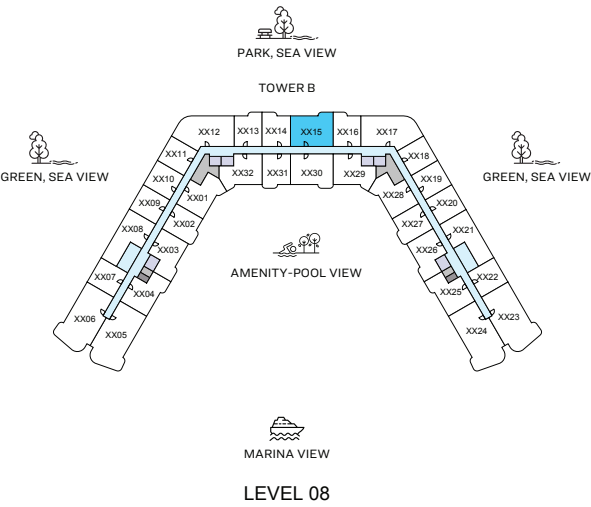
TYPE D
(with balcony)

TOTAL SALEABLE AREA
SUITE = 727.96 SQ.FT.
BALCONY RANGE = 80.84 - 81.27 SQ.FT.
TOTAL RANGE = 808.80 - 809.23 SQ.FT.

List of unit numbers with this unit plan:

VIEWS

- Park View
B-215
- Park, Sea View
B-313, B-415, B-513, B-615, B-713, B-815, B-913



2
BEDROOM
APARTMENT

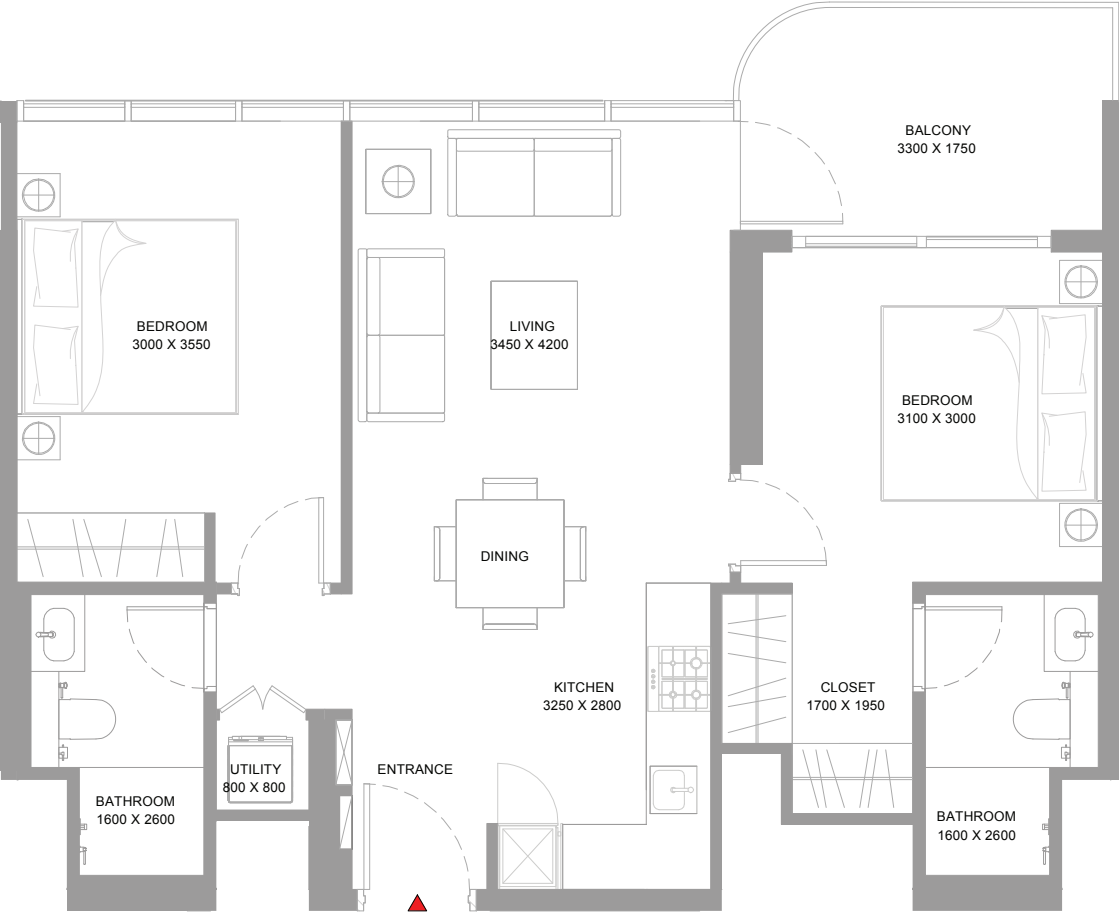
TYPE D
(with balcony)

TOTAL SALEABLE AREA
SUITE = 727.96 SQ.FT.
BALCONY RANGE = 80.84 - 81.27 SQ.FT.
TOTAL RANGE = 808.80 - 809.23 SQ.FT.

List of unit numbers with this unit plan:

VIEWS

- Park View
B-215
- Park, Sea View
B-313, B-415, B-513, B-615, B-713, B-815, B-913



2

BEDROOM
APARTMENT

TYPE D

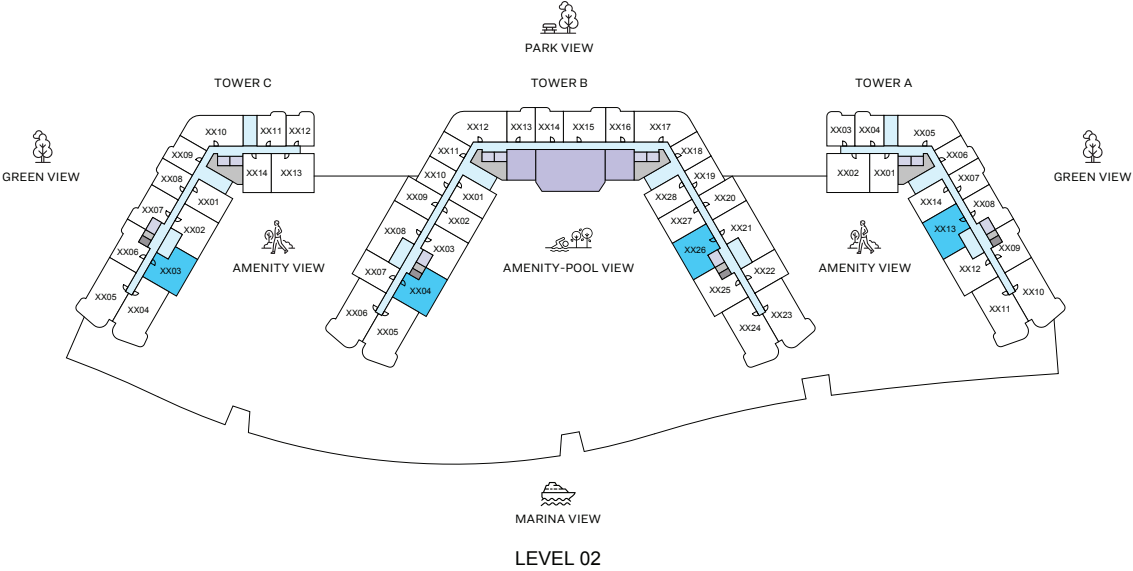
(with balcony)

TOTAL SALEABLE AREA
SUITE = 727.96 SQ.FT.
BALCONY RANGE = 80.84 - 81.27 SQ.FT.
TOTAL RANGE = 808.80 - 809.23 SQ.FT.

List of unit numbers with this unit plan:

VIEWS

- Park View
B-215
- Park, Sea View
B-313, B-415, B-513, B-615, B-713, B-815, B-913



2
BEDROOM
APARTMENT

TYPE E
(with yard)

TOTAL SALEABLE AREA
SUITE RANGE = 651.22 - 652.83 SQ.FT.
YARD RANGE = 172.87 - 173.19 SQ.FT.
TOTAL RANGE = 824.41 - 825.81 SQ.FT.

List of unit numbers with this unit plan:

VIEWS

- Amenity
A-213, C-203
- Amenity, Pool View
B-204, B-226



2

BEDROOM
APARTMENT

TYPE E

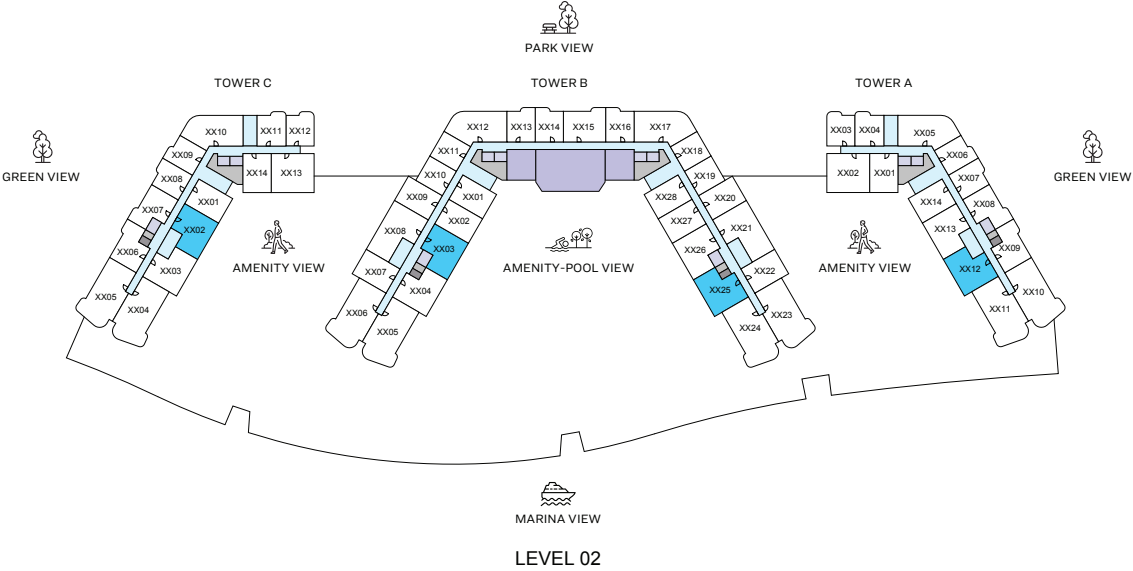
(with yard)

TOTAL SALEABLE AREA
SUITE RANGE = 651.22 - 652.83 SQ.FT.
YARD RANGE = 172.87 - 173.19 SQ.FT.
TOTAL RANGE = 824.41 - 825.81 SQ.FT.

List of unit numbers with this unit plan:

VIEWS

- Amenity
A-213, C-203
- Amenity, Pool View
B-204, B-226



2

BEDROOM
APARTMENT

TYPE E VARIANT 1

(with yard)

TOTAL SALEABLE AREA
SUITE RANGE = 651.22 - 652.83 SQ.FT.
BALCONY RANGE = 172.87 - 173.19 SQ.FT.
TOTAL RANGE = 824.41 - 825.81 SQ.FT.

List of unit numbers with this unit plan:

VIEWS

- Amenity
A-212, C-202
- Amenity, Pool View
B-203, B-225



2
BEDROOM
APARTMENT

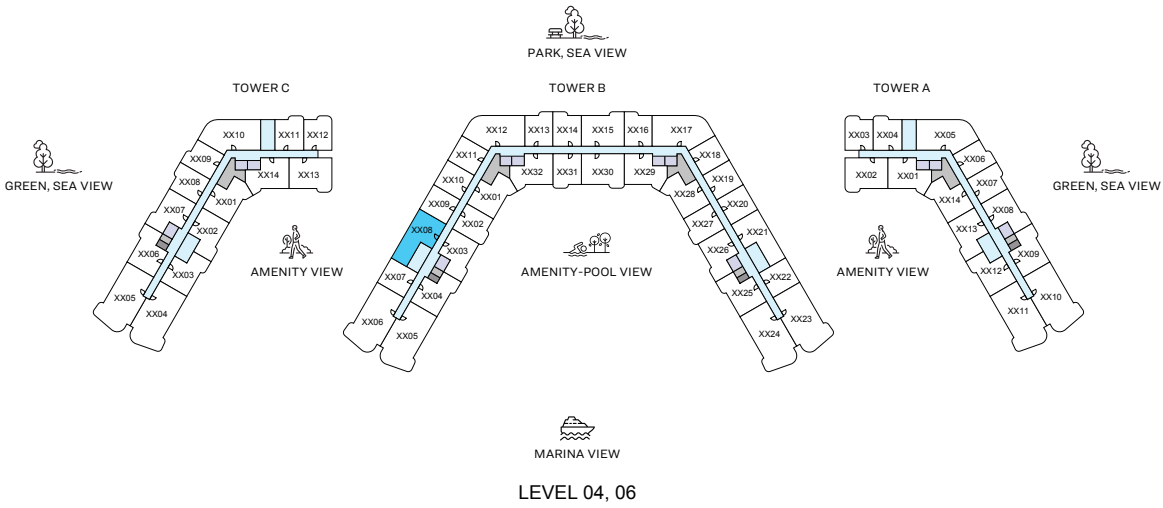
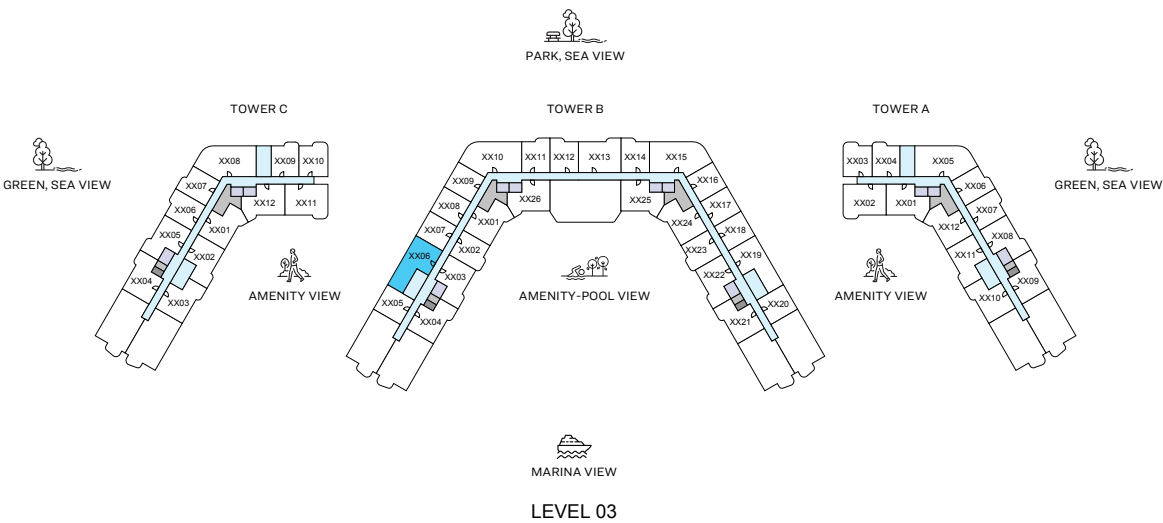
TYPE E
VARIANT 1
(with yard)

TOTAL SALEABLE AREA
SUITE RANGE = 651.22 - 652.83 SQ.FT.
BALCONY RANGE = 172.87 - 173.19 SQ.FT.
TOTAL RANGE = 824.41 - 825.81 SQ.FT.

List of unit numbers with this unit plan:

VIEWS

- Amenity
A-212, C-202
- Amenity, Pool View
B-203, B-225



2
BEDROOM
APARTMENT

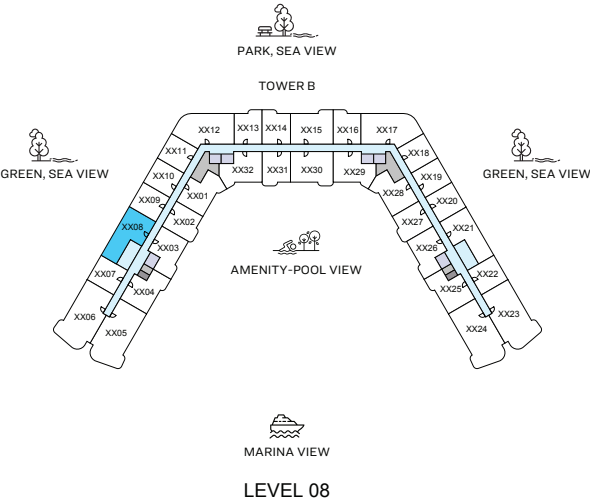
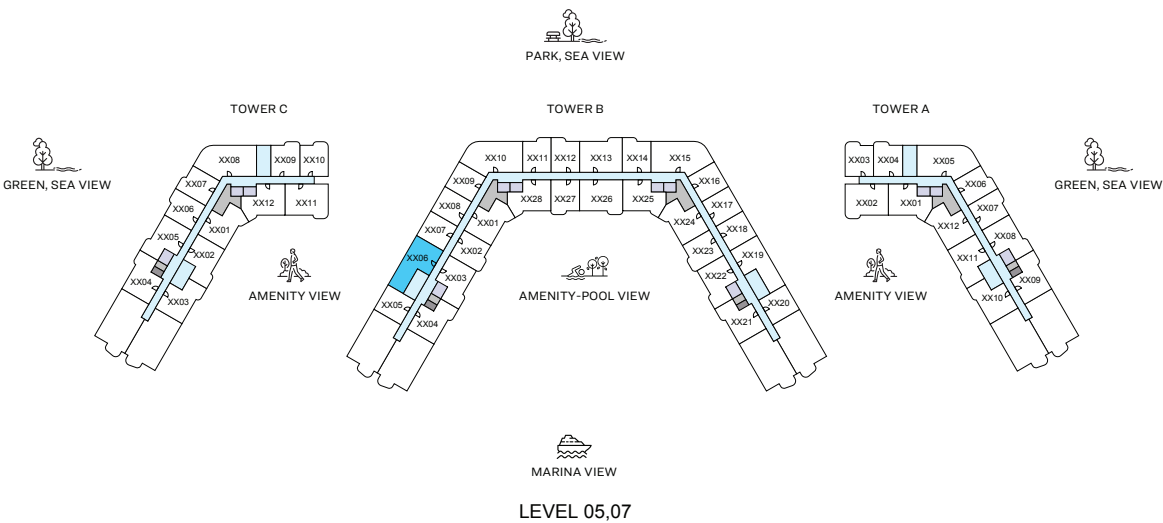
TYPE F
(with balcony)

TOTAL SALEABLE AREA
SUITE = 796.53 SQ.FT.
BALCONY = 44.02 SQ.FT.
TOTAL = 840.55 SQ.FT.

List of unit numbers with this unit plan:

VIEWS

- Amenity, Sea View
B-306
- Amenity, Sea View, Park view
B-408, B-506, B-608, B-706, B-808, B-906



2
BEDROOM
APARTMENT

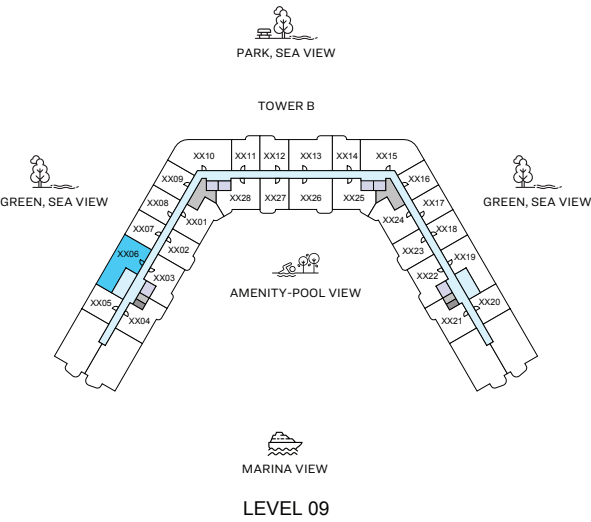
TYPE F
(with balcony)

TOTAL SALEABLE AREA
SUITE = 796.53 SQ.FT.
BALCONY = 44.02 SQ.FT.
TOTAL = 840.55 SQ.FT.

List of unit numbers with this unit plan:

VIEWS

- Amenity, Sea View
B-306
- Amenity, Sea View, Park view
B-408, B-506, B-608, B-706, B-808, B-906



2
BEDROOM
APARTMENT

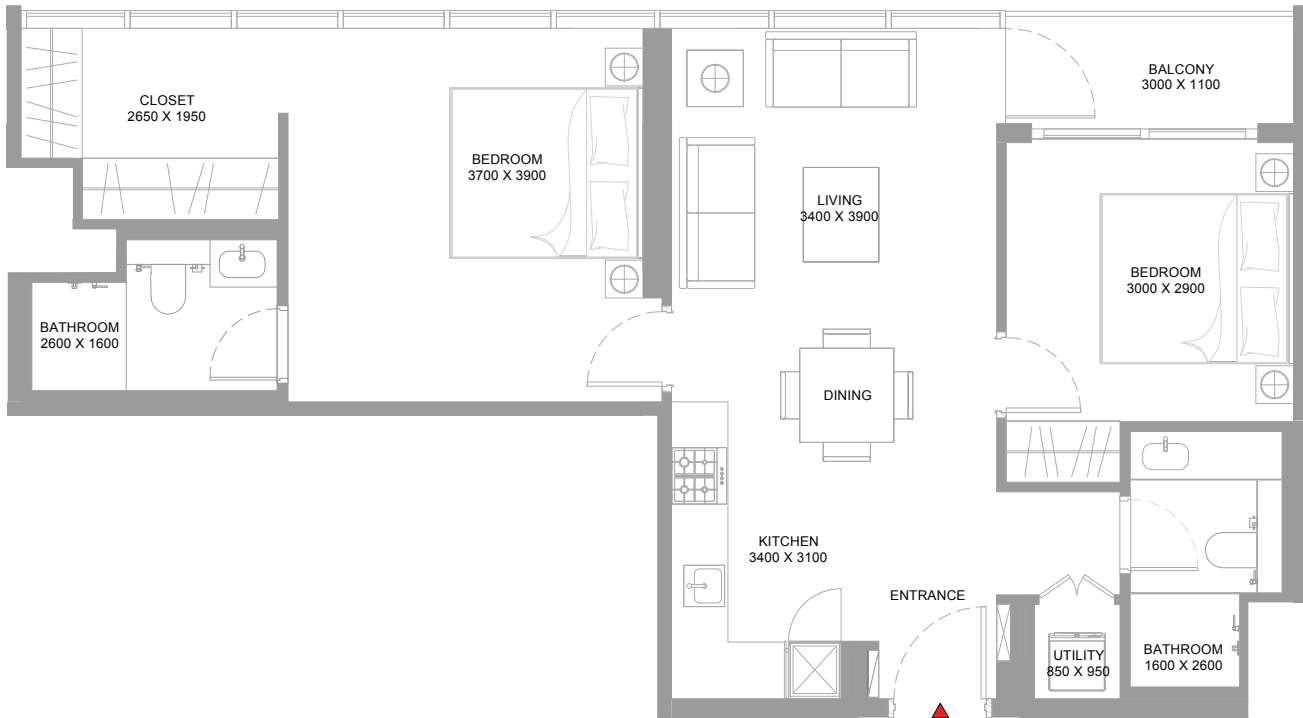
TYPE F
(with balcony)

TOTAL SALEABLE AREA
SUITE = 796.53 SQ.FT.
BALCONY = 44.02 SQ.FT.
TOTAL = 840.55 SQ.FT.

List of unit numbers with this unit plan:

VIEWS

- Amenity, Sea View
B-306
- Amenity, Sea View, Park view
B-408, B-506, B-608, B-706, B-808, B-906



2

BEDROOM
APARTMENT

TYPE F

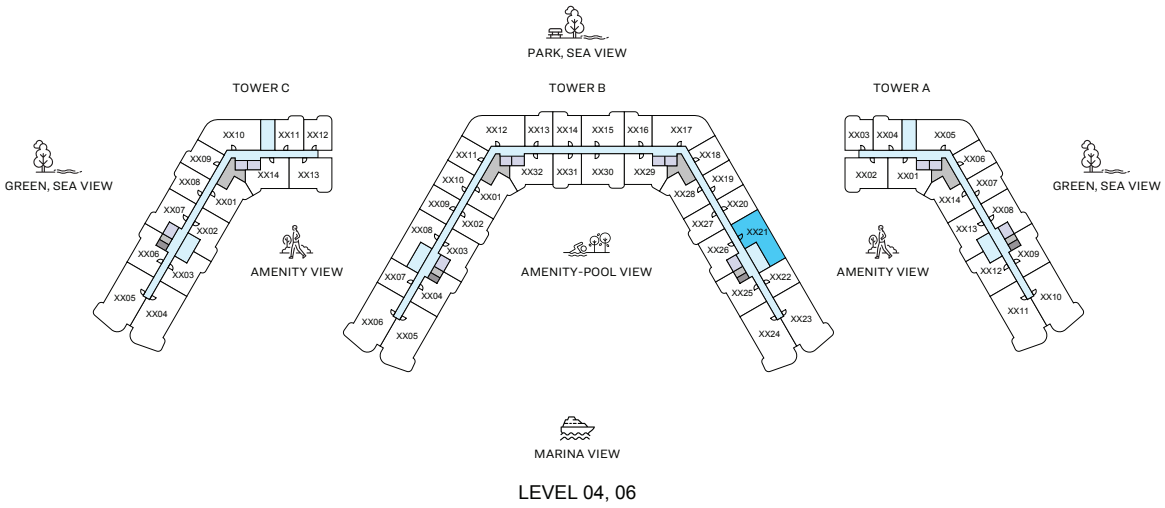
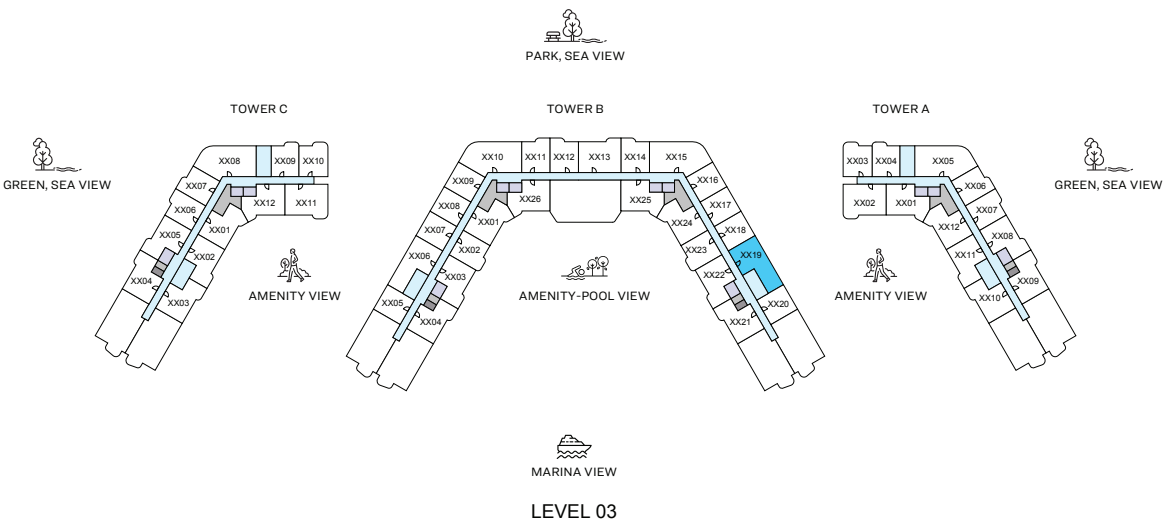
(with balcony)

TOTAL SALEABLE AREA
SUITE = 796.53 SQ.FT.
BALCONY = 44.02 SQ.FT.
TOTAL = 840.55 SQ.FT.

List of unit numbers with this unit plan:

VIEWS

- Amenity, Sea View
B-306
- Amenity, Sea View, Park view
B-408, B-506, B-608, B-706, B-808, B-906



2
BEDROOM
APARTMENT

TYPE F
VARIANT 1
(with balcony)

TOTAL SALEABLE AREA
SUITE = 796.53 SQ.FT.
BALCONY = 44.02 SQ.FT.
TOTAL = 840.55 SQ.FT.

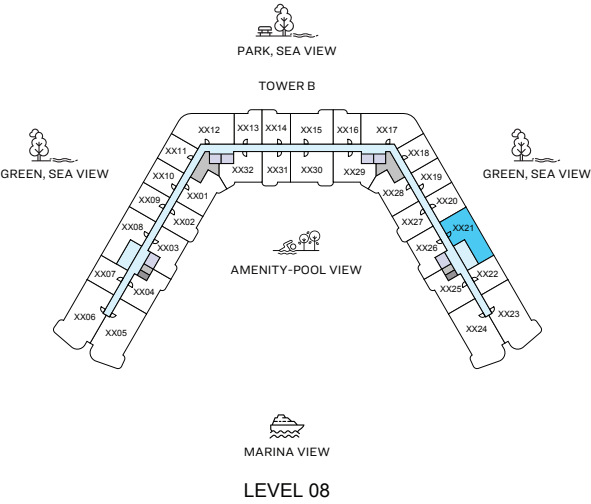
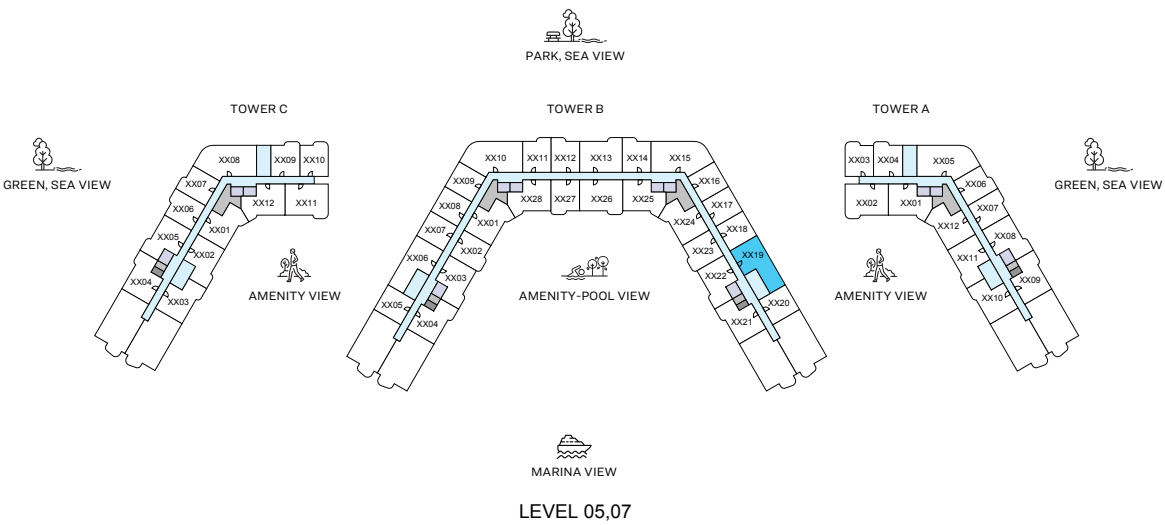
List of unit numbers with this unit plan:

VIEWS

Amenity, Sea View
B-319, B-421

(with yard)

Amenity, Sea View, Park view
B-519, B-621, B-719, B-821, B-919



2
BEDROOM
APARTMENT

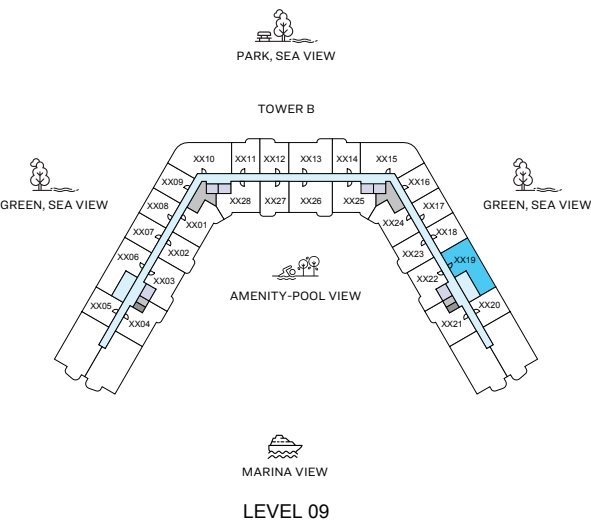
TYPE F
VARIANT 1
(with balcony)

TOTAL SALEABLE AREA
SUITE = 796.53 SQ.FT.
BALCONY = 44.02 SQ.FT.
TOTAL = 840.55 SQ.FT.

List of unit numbers with this unit plan:

VIEWS

- Amenity, Sea View
B-319, B-421
- Amenity, Sea View, Park view
B-519, B-621, B-719, B-821, B-919



2
BEDROOM
APARTMENT

TYPE F
VARIANT 1
(with balcony)

TOTAL SALEABLE AREA
SUITE = 796.53 SQ.FT.
BALCONY = 44.02 SQ.FT.
TOTAL = 840.55 SQ.FT.

List of unit numbers with this unit plan:

VIEWS

Amenity, Sea View
B-319, B-421

Amenity, Sea View, Park view
B-519, B-621, B-719, B-821, B-919



2
BEDROOM
APARTMENT

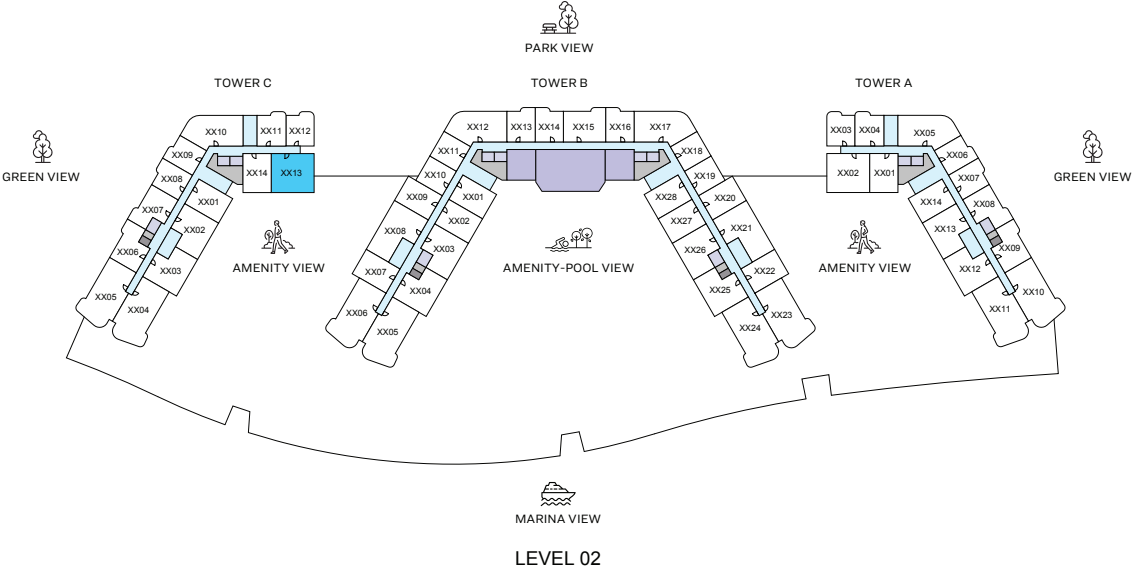
TYPE F
VARIANT 1
(with balcony)

TOTAL SALEABLE AREA
SUITE = 796.53 SQ.FT.
BALCONY = 44.02 SQ.FT.
TOTAL = 840.55 SQ.FT.

List of unit numbers with this unit plan:

VIEWS

- Amenity, Sea View
B-319, B-421
- Amenity, Sea View, Park view
B-519, B-621, B-719, B-821, B-919



2
BEDROOM
APARTMENT

TYPE G
(with yard)

TOTAL SALEABLE AREA
SUITE = 775.54 SQ.FT.
YARD = 172.76 SQ.FT.
TOTAL = 948.30 SQ.FT.

List of unit numbers with this unit plan:

VIEWS
Amenity
C-213



2
BEDROOM
APARTMENT

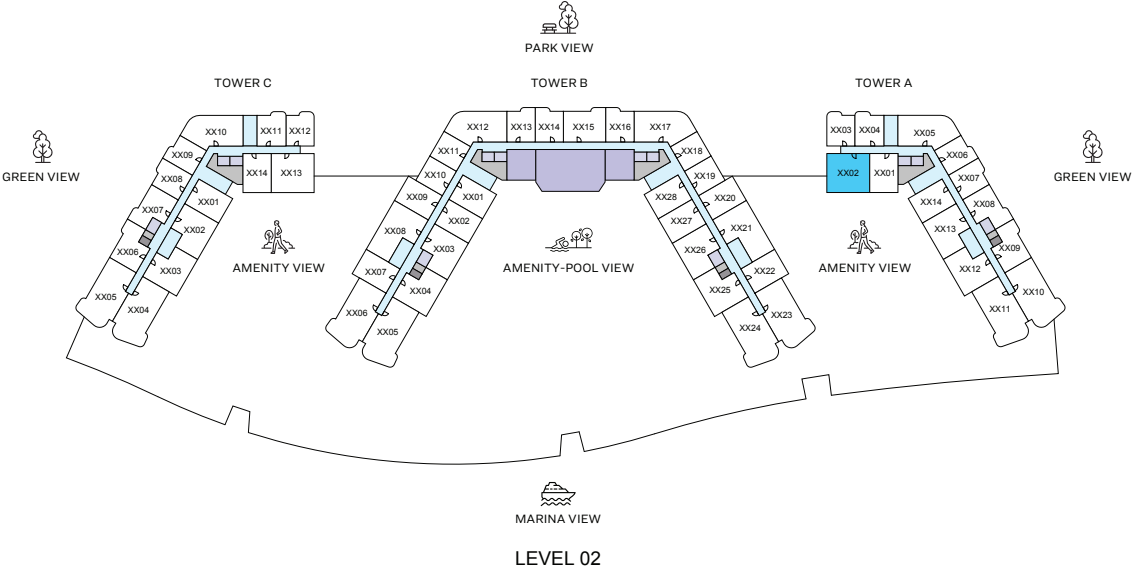
TYPE G
(with yard)

TOTAL SALEABLE AREA
SUITE = 775.54 SQ.FT.
YARD = 172.76 SQ.FT.
TOTAL = 948.30 SQ.FT.

List of unit numbers with this unit plan:

VIEWS

Amenity
C-213



2
BEDROOM
APARTMENT

TYPE G
VARIANT 1
(with yard)

TOTAL SALEABLE AREA
SUITE = 775.43 SQ.FT.
BALCONY = 172.98 SQ.FT.
TOTAL = 948.41 SQ.FT.

List of unit numbers with this unit plan:

VIEWS

Amenity
A-202



2

BEDROOM
APARTMENT

TYPE G VARIANT 1

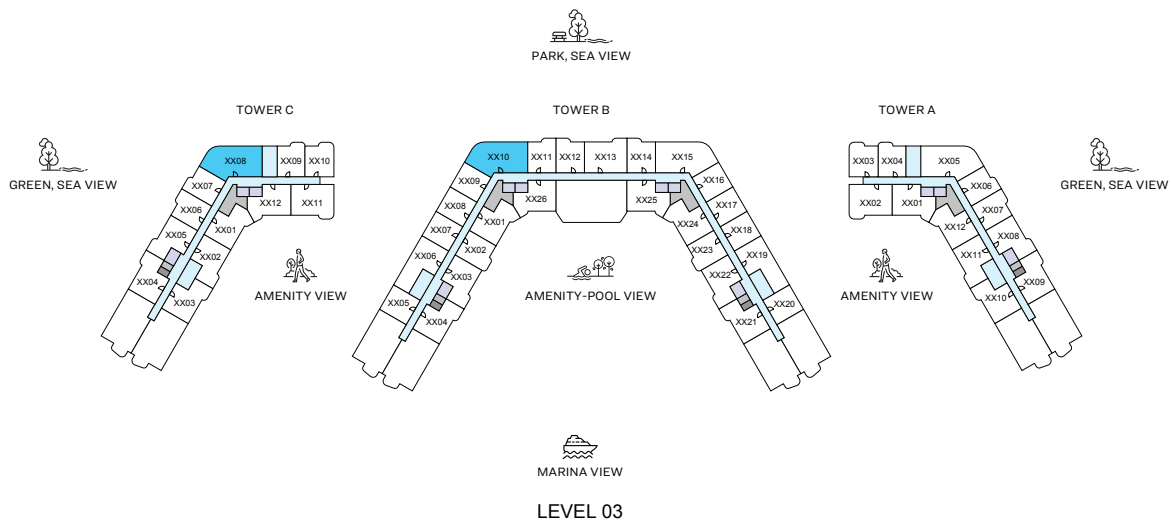
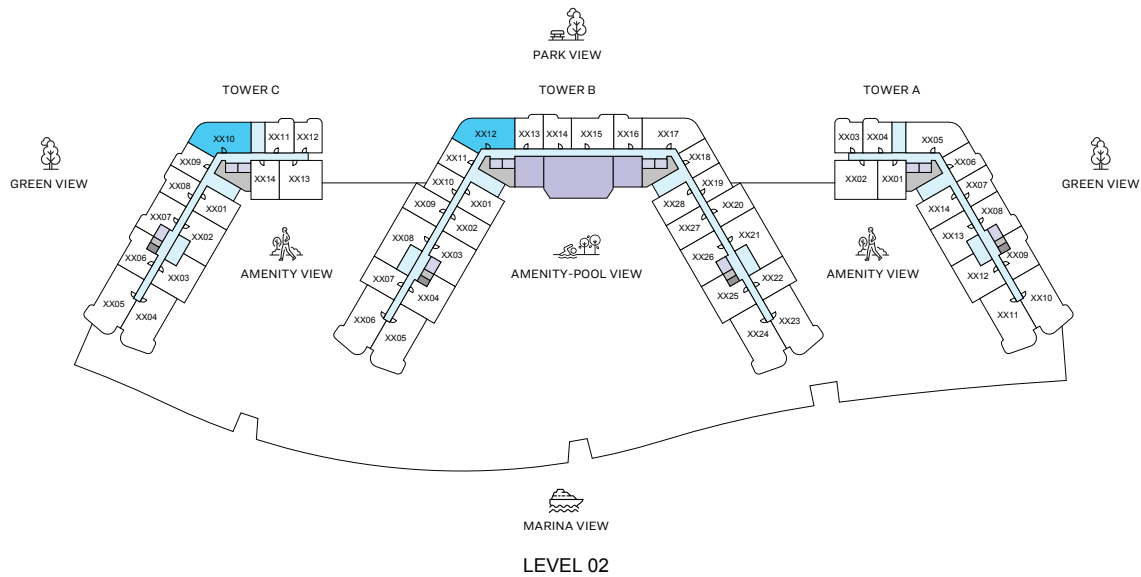
(with yard)

TOTAL SALEABLE AREA
SUITE = 775.43 SQ.FT.
BALCONY = 172.98 SQ.FT.
TOTAL = 948.41 SQ.FT.

List of unit numbers with this unit plan:

VIEWS

Amenity
A-202



2

BEDROOM
APARTMENT

TYPE H

(with powder room + balcony)

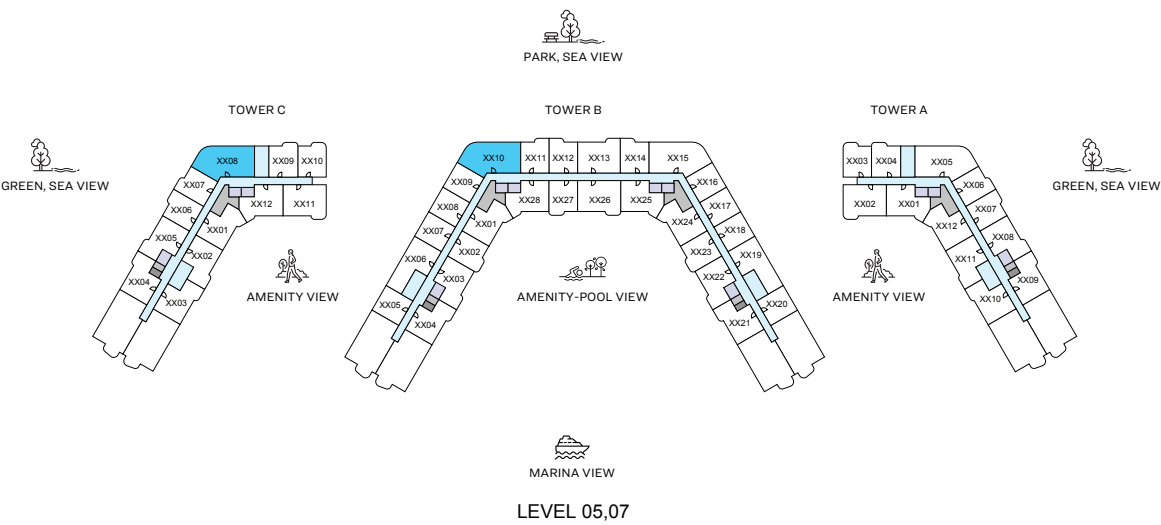
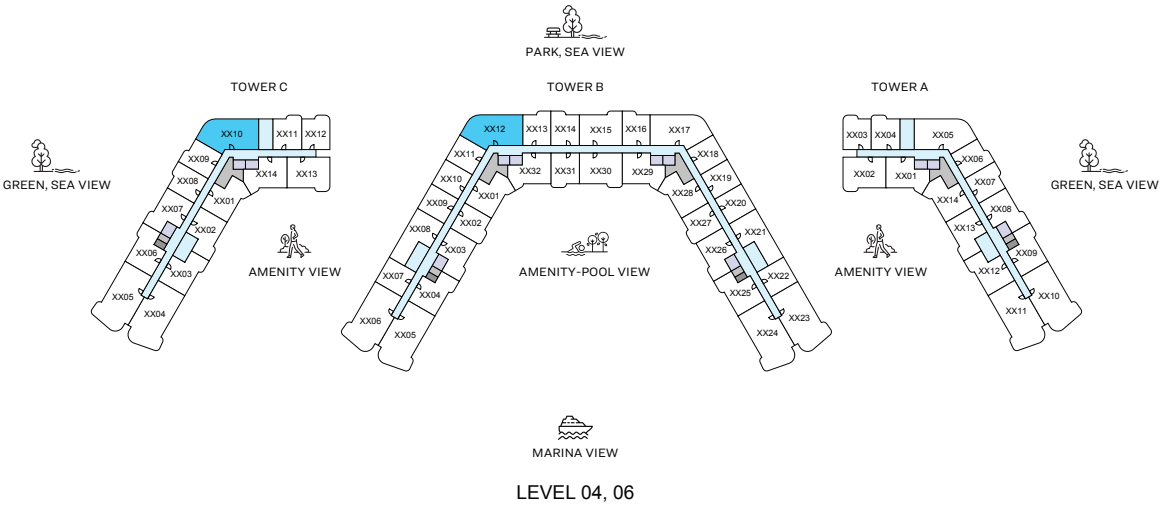
TOTAL SALEABLE AREA
SUITE RANGE = 925.05 - 925.16 SQ.FT.
BALCONY = 96.34 SQ.FT.
TOTAL RANGE = 1,021.39 - 1,021.50 SQ.FT.

List of unit numbers with this unit plan:

VIEWS

Park View
B-212, C-210

Park, Sea View
B-310, C-308, B-412, C-410, C-508, B-612,
C-610, B-710, C-708, B-812, B-910



2
BEDROOM
APARTMENT

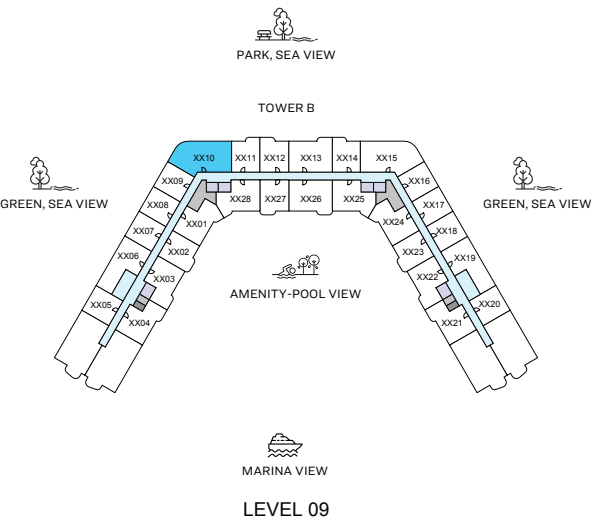
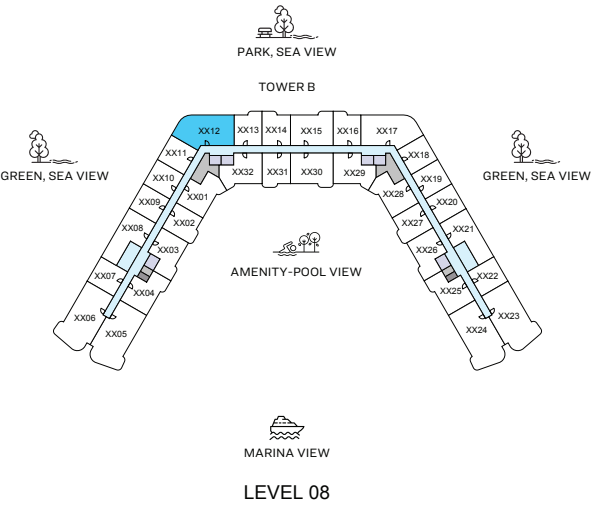
TYPE H
(with powder room + balcony)

TOTAL SALEABLE AREA
SUITE RANGE = 925.05 - 925.16 SQ.FT.
BALCONY = 96.34 SQ.FT.
TOTAL RANGE = 1,021.39 - 1,021.50 SQ.FT.

List of unit numbers with this unit plan:

VIEWS

- Park View
B-212, C-210
- Park, Sea View
B-310, C-308, B-412, C-410, B-510, C-508, B-612, C-610, B-710, C-708, B-812, B-910



2
BEDROOM
APARTMENT

TYPE H
(with powder room + balcony)

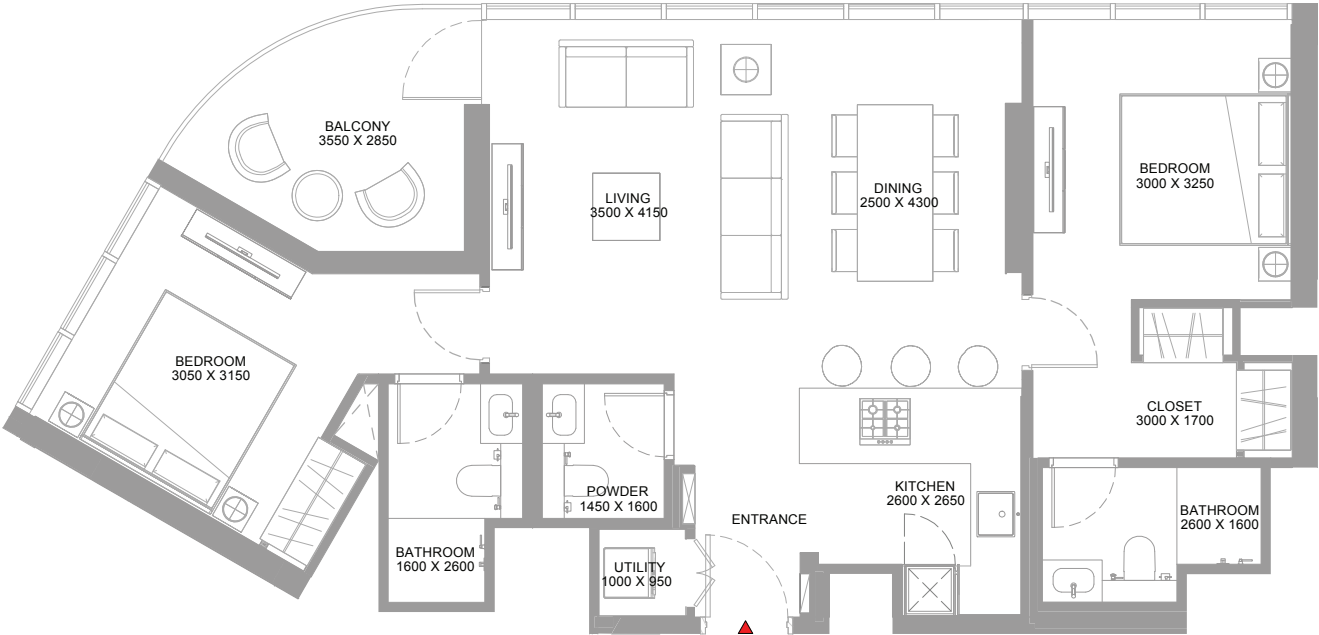
TOTAL SALEABLE AREA
SUITE RANGE = 925.05 - 925.16 SQ.FT.
BALCONY = 96.34 SQ.FT.
TOTAL RANGE = 1,021.39 - 1,021.50 SQ.FT.

List of unit numbers with this unit plan:

VIEWS

Park View
B-212, C-210

Park, Sea View
B-310, C-308, B-412, C-410, B-510, C-508, B-612,
C-610, B-710, C-708, B-812, B-910



2

BEDROOM
APARTMENT

TYPE H

(with powder room + balcony)

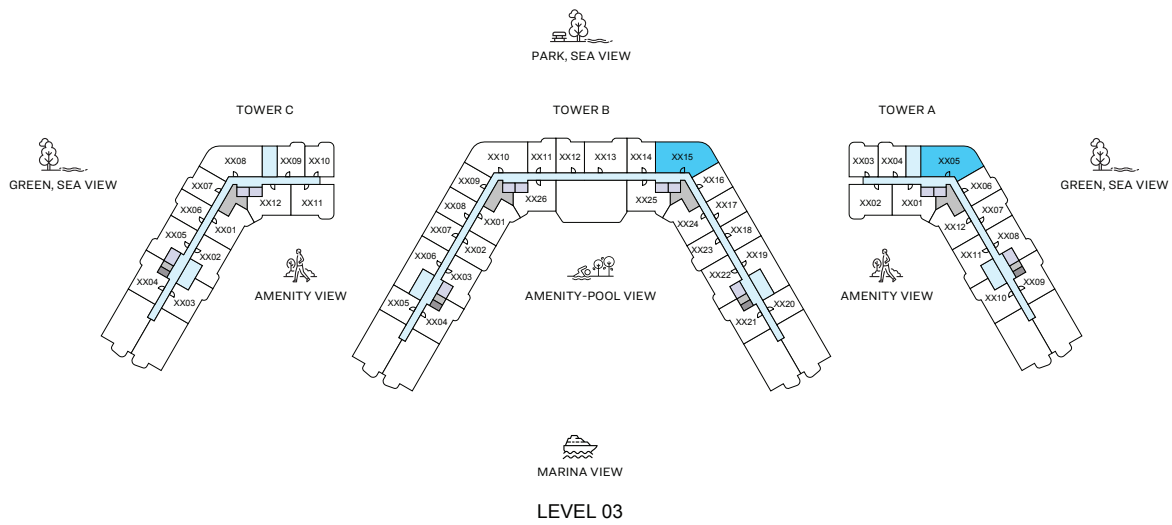
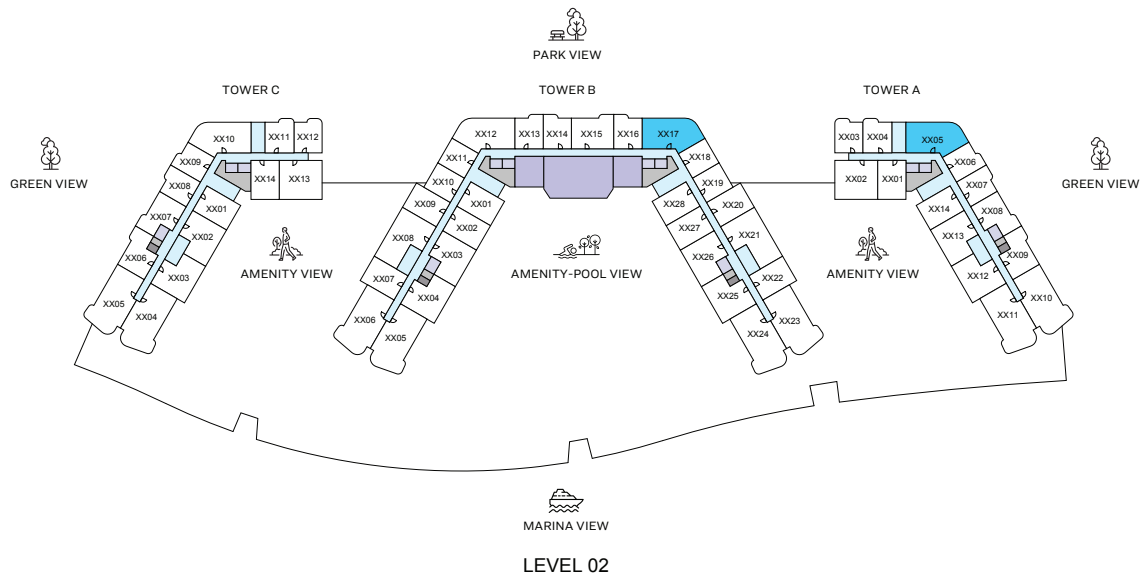
TOTAL SALEABLE AREA
SUITE RANGE = 925.05 - 925.16 SQ.FT.
BALCONY = 96.34 SQ.FT.
TOTAL RANGE = 1,021.39 - 1,021.50 SQ.FT.

List of unit numbers with this unit plan:

VIEWS

Park View
B-212, C-210

Park, Sea View
B-310, C-308, B-412, C-410, B-510, C-508, B-612,
C-610, B-710, C-708, B-812, B-910



2

BEDROOM
APARTMENT

TYPE H VARIANT 1

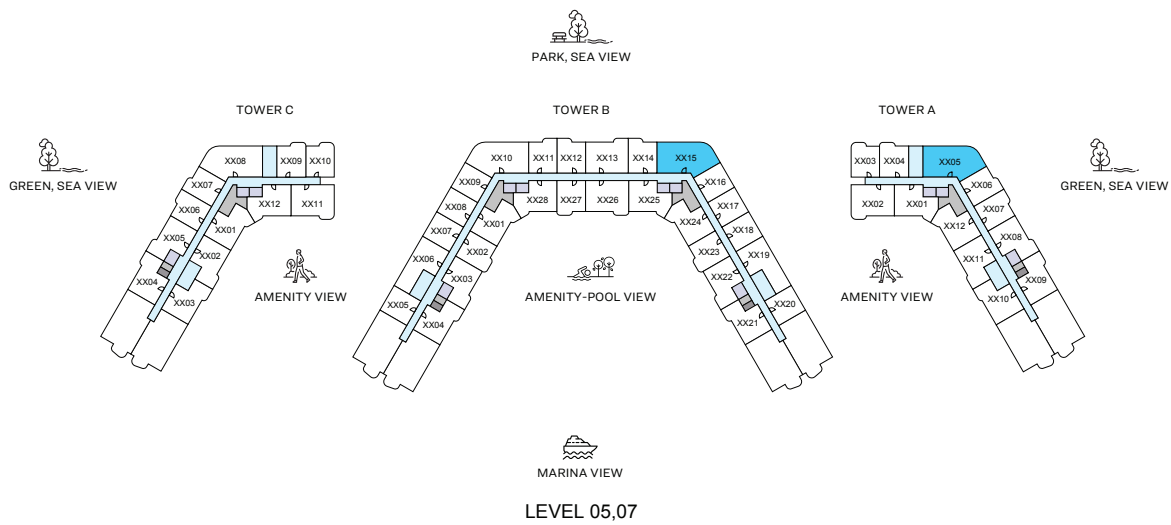
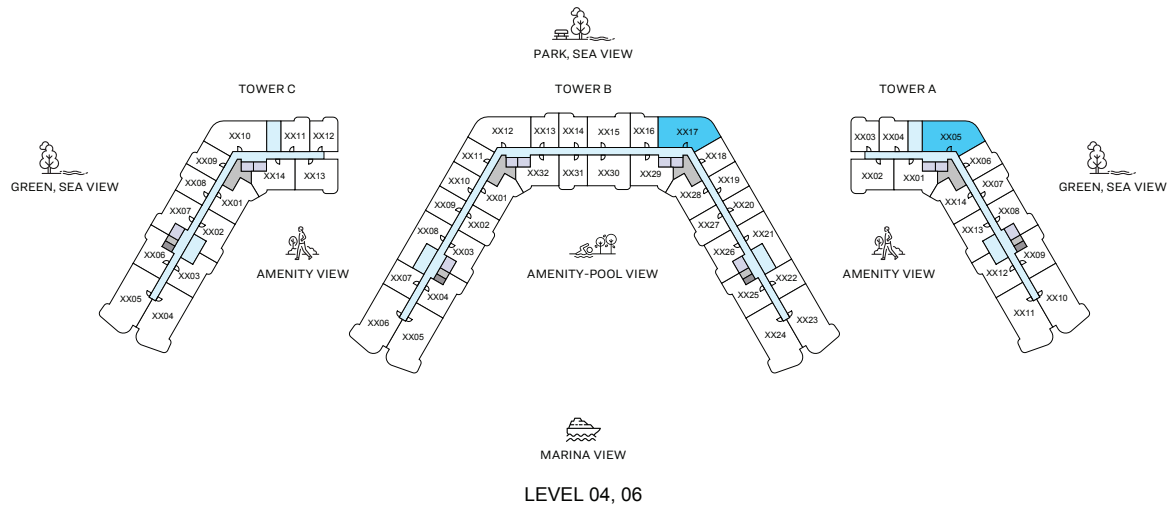
(with powder room + balcony)

TOTAL SALEABLE AREA
SUITE RANGE = 925.05 - 925.27 SQ.FT.
BALCONY RANGE = 96.01 - 96.34 SQ.FT.
TOTAL RANGE = 1,021.28 - 1,021.39 SQ.FT.

List of unit numbers with this unit plan:

VIEWS

- Park View
A-205, B-217
- Park, Sea View
A-305, B-315, A-405, B-417, A-505, B-515,
A-605, B-617, A-705, B-715, B-817, B-915



2
BEDROOM
APARTMENT

TYPE H VARIANT 1

(with powder room + balcony)

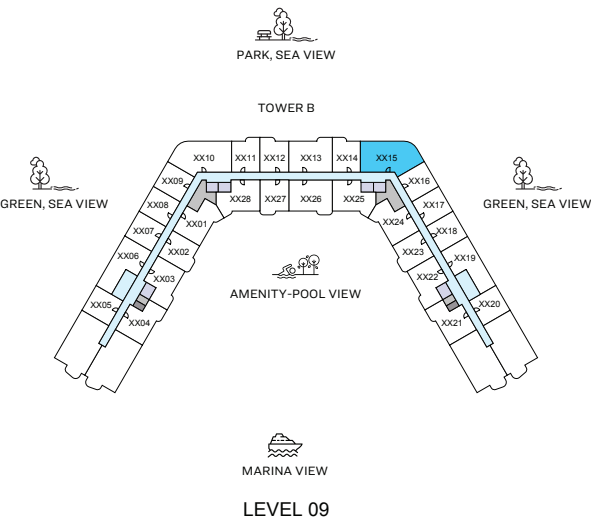
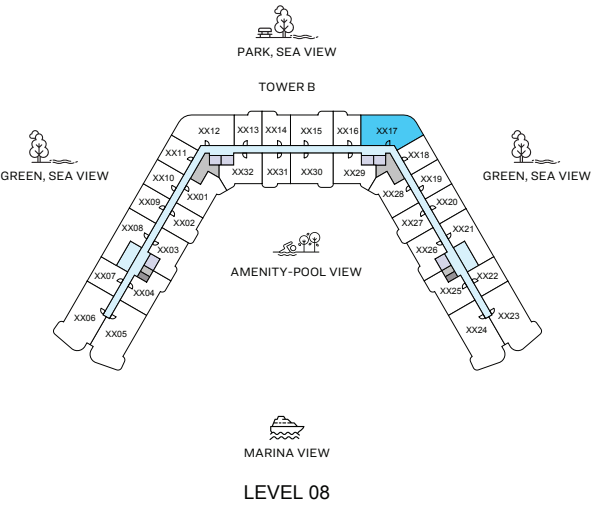
TOTAL SALEABLE AREA
SUITE RANGE = 925.05 - 925.27 SQ.FT.
BALCONY RANGE = 96.01 - 96.34 SQ.FT.
TOTAL RANGE = 1,021.28 - 1,021.39 SQ.FT.

List of unit numbers with this unit plan:

VIEWS

Park View
A-205, B-217

Park, Sea View
A-305, B-315, A-405, B-417, A-505, B-515,
A-605, B-617, A-705, B-715, B-817, B-915



2
BEDROOM
APARTMENT

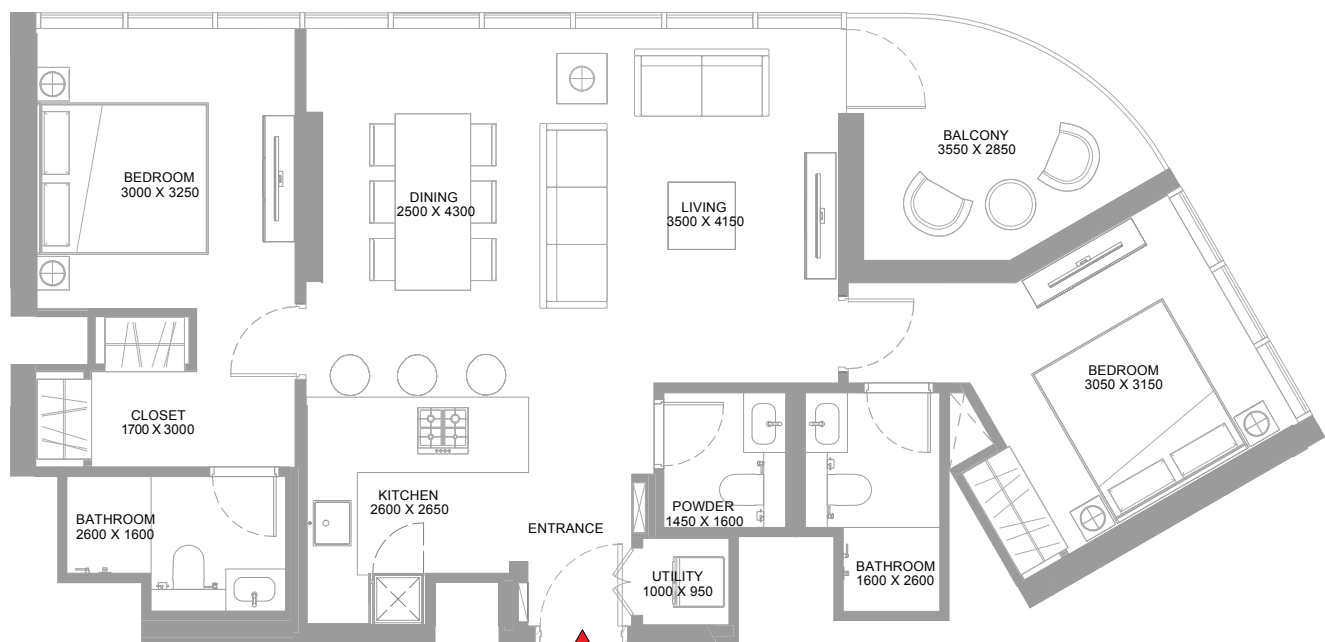
TYPE H
VARIANT 1
(with powder room + balcony)

TOTAL SALEABLE AREA
SUITE RANGE = 925.05 - 925.27 SQ.FT.
BALCONY RANGE = 96.01 - 96.34 SQ.FT.
TOTAL RANGE = 1,021.28 - 1,021.39 SQ.FT.

List of unit numbers with this unit plan:

VIEWS

- Park View
A-205, B-217
- Park, Sea View
A-305, B-315, A-405, B-417, A-505, B-515,
A-605, B-617, A-705, B-715, B-817, B-915



2

BEDROOM
APARTMENT

TYPE H VARIANT 1

(with powder room + balcony)

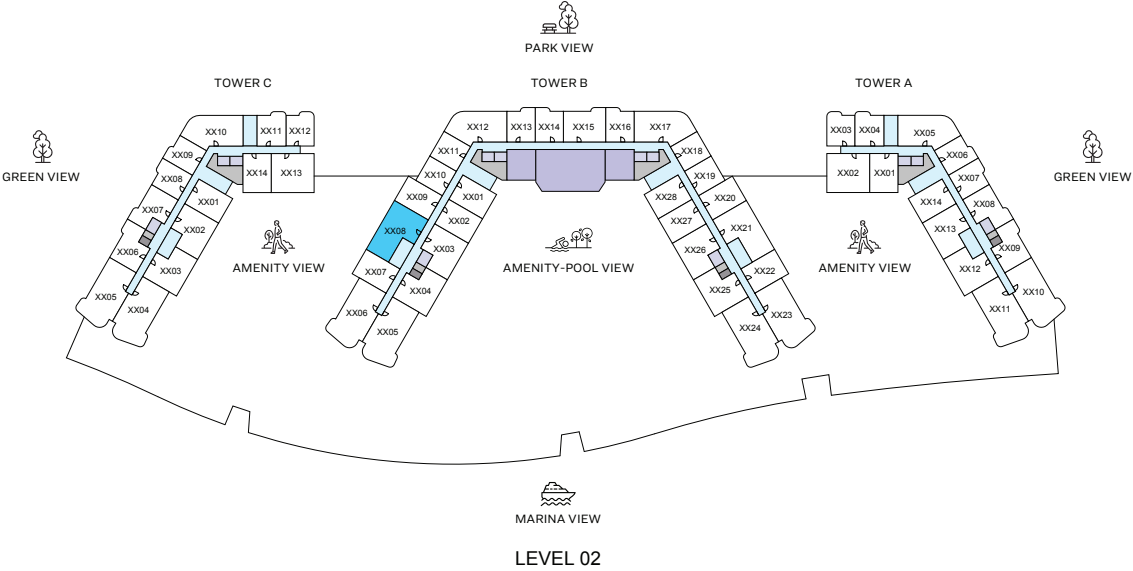
TOTAL SALEABLE AREA
SUITE RANGE = 925.05 - 925.27 SQ.FT.
BALCONY RANGE = 96.01 - 96.34 SQ.FT.
TOTAL RANGE = 1,021.28 - 1,021.39 SQ.FT.

List of unit numbers with this unit plan:

VIEWS

Park View
A-205, B-217

Park, Sea View
A-305, B-315, A-405, B-417, A-505, B-515,
A-605, B-617, A-705, B-715, B-817, B-915



2
BEDROOM
APARTMENT

TYPE I
(with yard)

TOTAL SALEABLE AREA
SUITE = 839.91 SQ.FT.
YARD = 230.99 SQ.FT.
TOTAL = 1,070.90 SQ.FT.

List of unit numbers with this unit plan:

VIEWS

Amenity
B-208



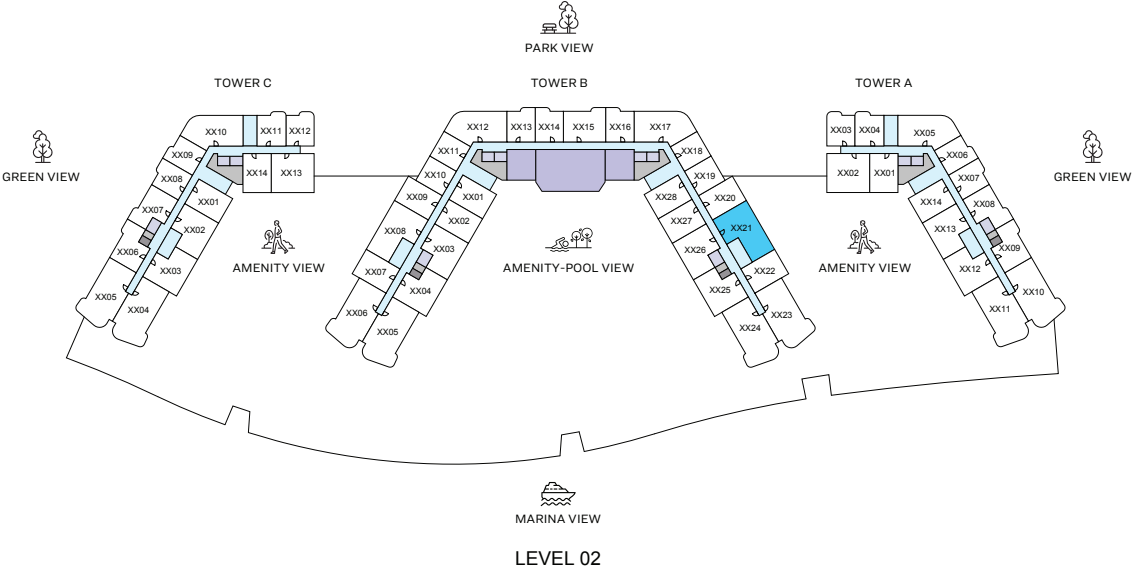
2
BEDROOM
APARTMENT

TYPE I
(with yard)

TOTAL SALEABLE AREA
SUITE = 839.91 SQ.FT.
YARD = 230.99 SQ.FT.
TOTAL = 1,070.90 SQ.FT.

List of unit numbers with this unit plan:

VIEWS
Amenity
B-208



2

BEDROOM
APARTMENT

TYPE I VARIANT 1

(with yard)

TOTAL SALEABLE AREA
SUITE = 839.91 SQ.FT.
BALCONY = 230.99 SQ.FT.
TOTAL = 1,070.90 SQ.FT.

List of unit numbers with this unit plan:

VIEWS

Amenity
B-221



2

BEDROOM
APARTMENT

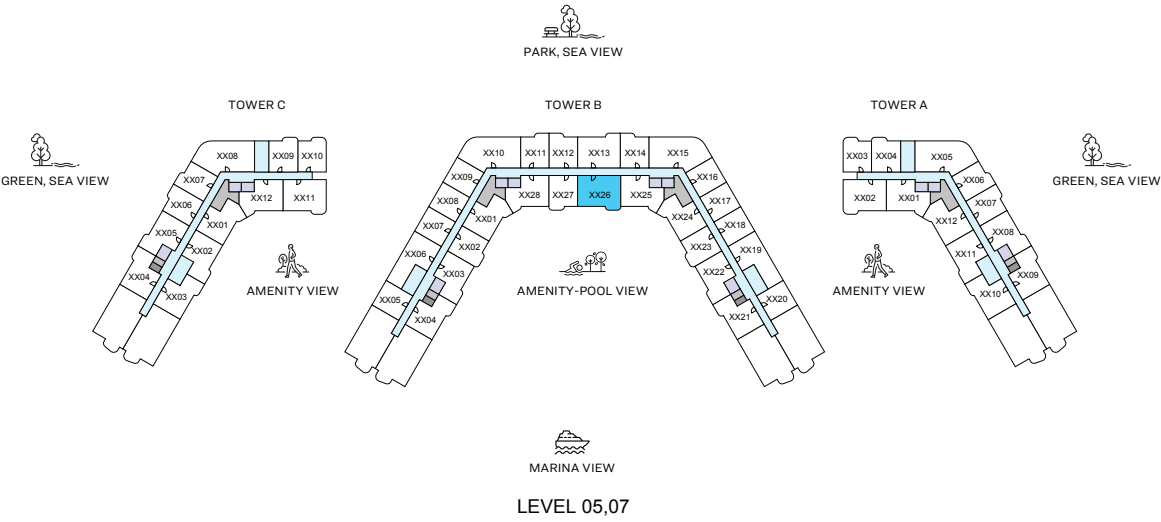
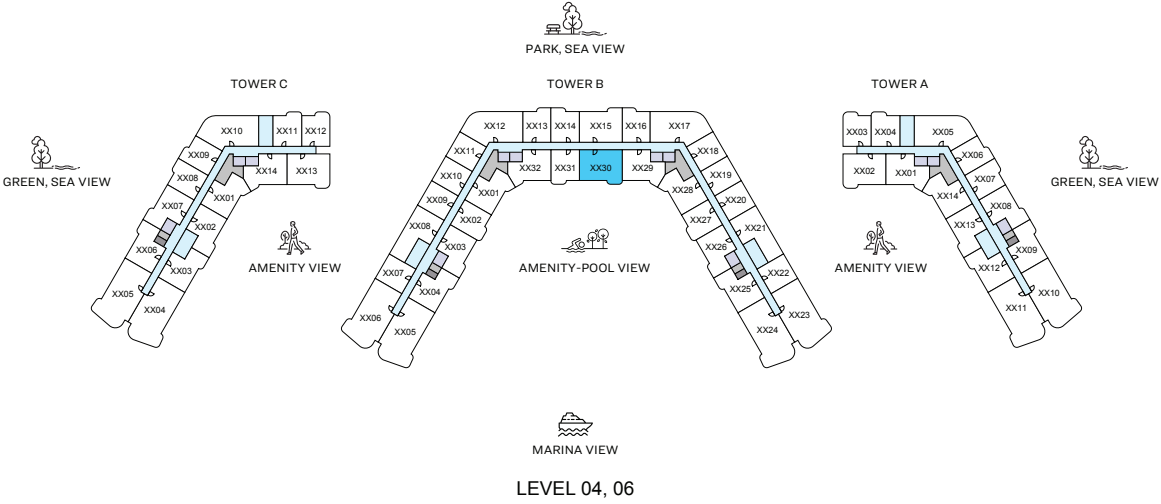
TYPE I VARIANT 1

(with yard)

TOTAL SALEABLE AREA
SUITE = 839.91 SQ.FT.
BALCONY = 230.99 SQ.FT.
TOTAL = 1,070.90 SQ.FT.

List of unit numbers with this unit plan:

VIEWS
Amenity
B-221



2
BEDROOM
APARTMENT

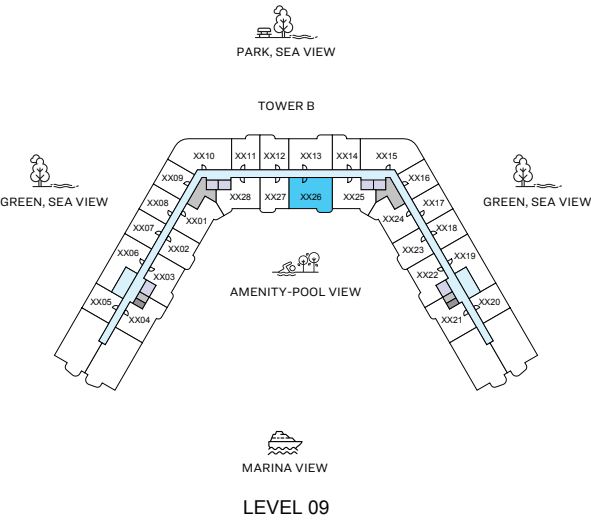
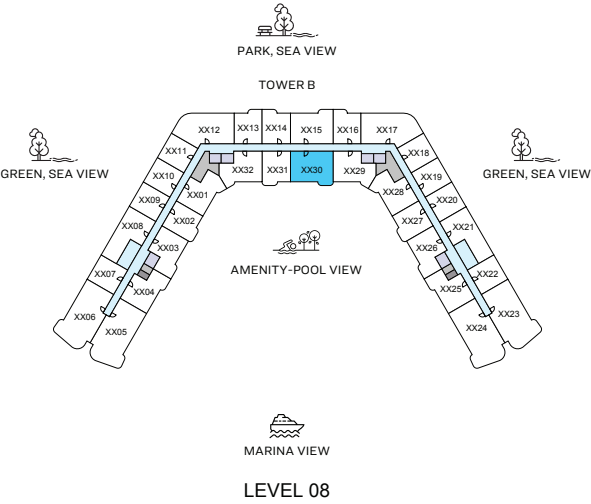
TYPE N
(with balcony)

TOTAL SALEABLE AREA
SUITE = 727.64 SQ.FT.
BALCONY = 82.56 SQ.FT.
TOTAL = 810.20 SQ.FT.

List of unit numbers with this unit plan:

VIEWS

Amenity, Pool, Marina View
B-430, B-526, B-630, B-726, B-830, B-926



2
BEDROOM
APARTMENT

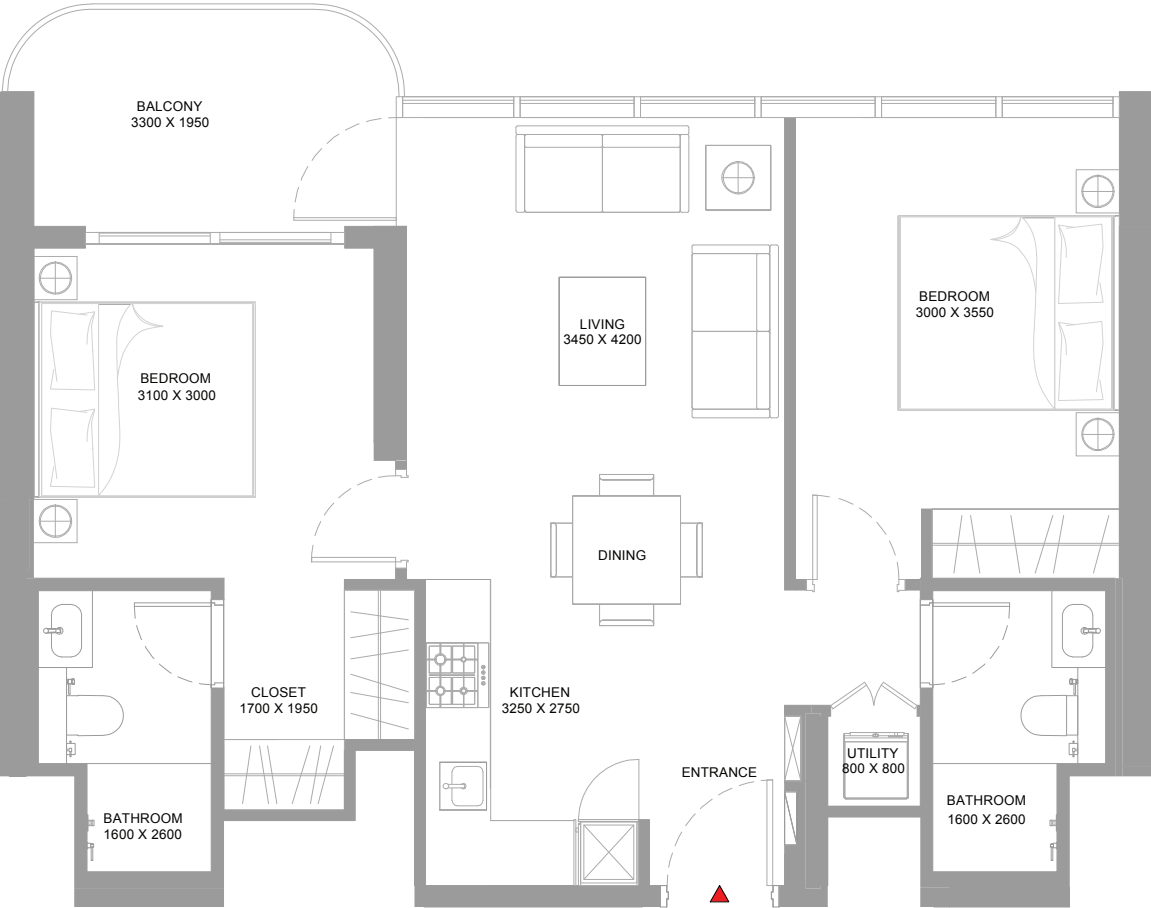
TYPE N
(with balcony)

TOTAL SALEABLE AREA
SUITE = 727.64 SQ.FT.
BALCONY = 82.56 SQ.FT.
TOTAL = 810.20 SQ.FT.

List of unit numbers with this unit plan:

VIEWS

Amenity, Pool, Marina View
B-430, B-526, B-630, B-726, B-830, B-926



2

BEDROOM
APARTMENT

TYPE N

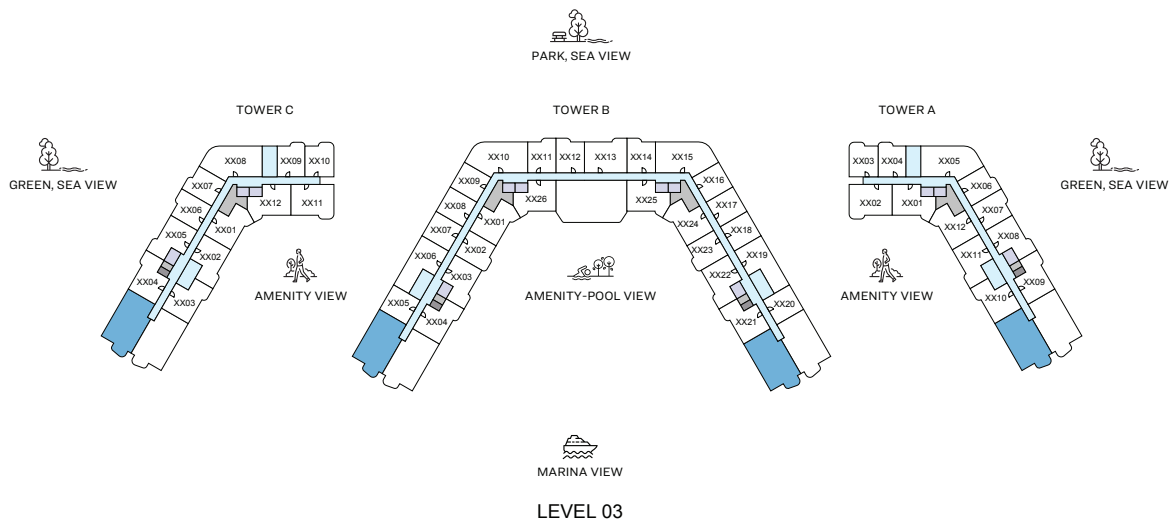
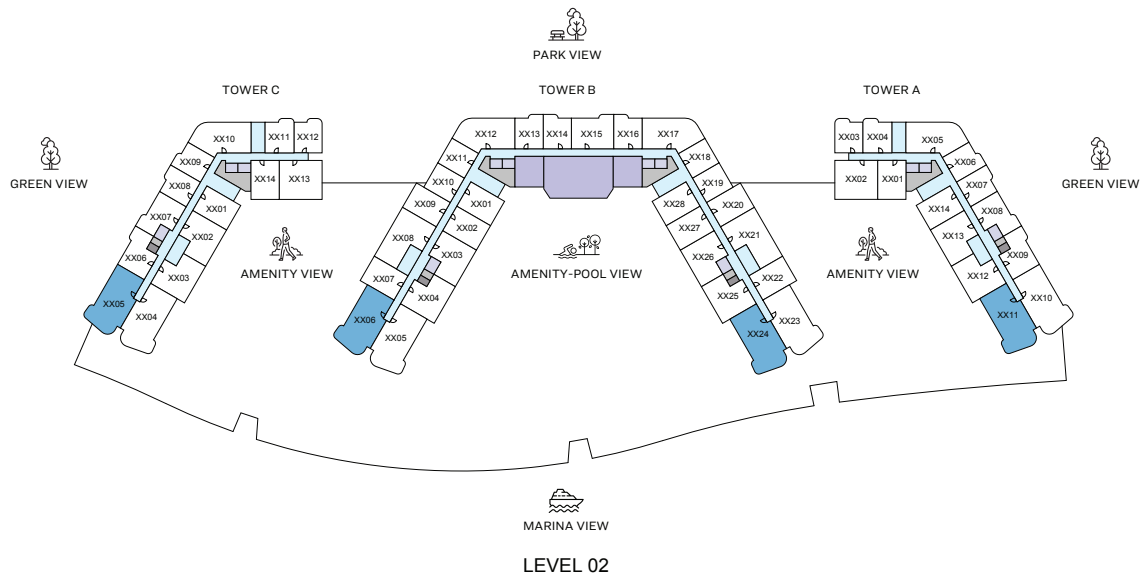
(with balcony)

TOTAL SALEABLE AREA
SUITE = 727.64 SQ.FT.
BALCONY = 82.56 SQ.FT.
TOTAL = 810.20 SQ.FT.

List of unit numbers with this unit plan:

VIEWS

Amenity, Pool, Marina View
B-430, B-526, B-630, B-726, B-830, B-926



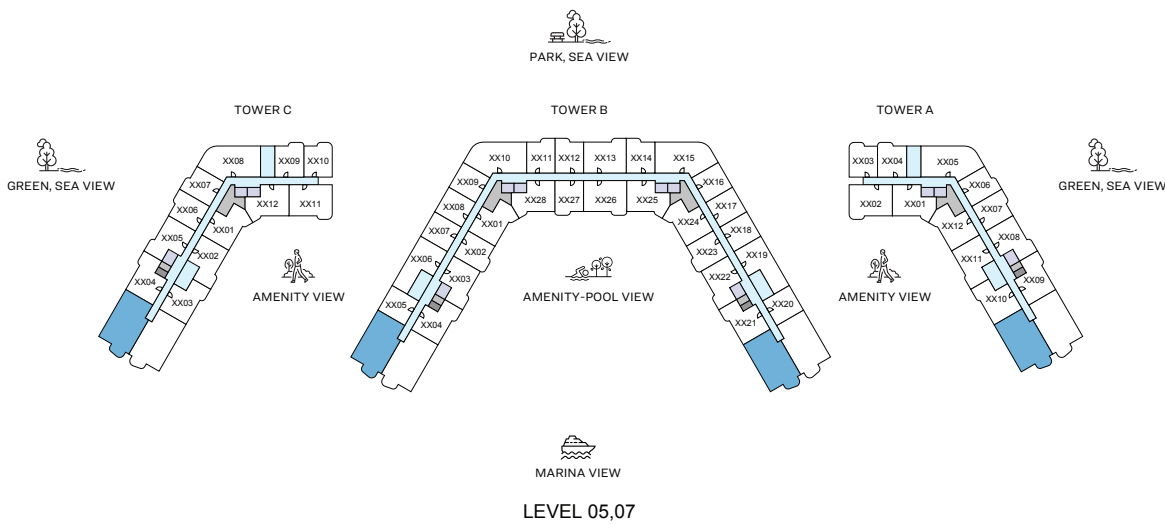
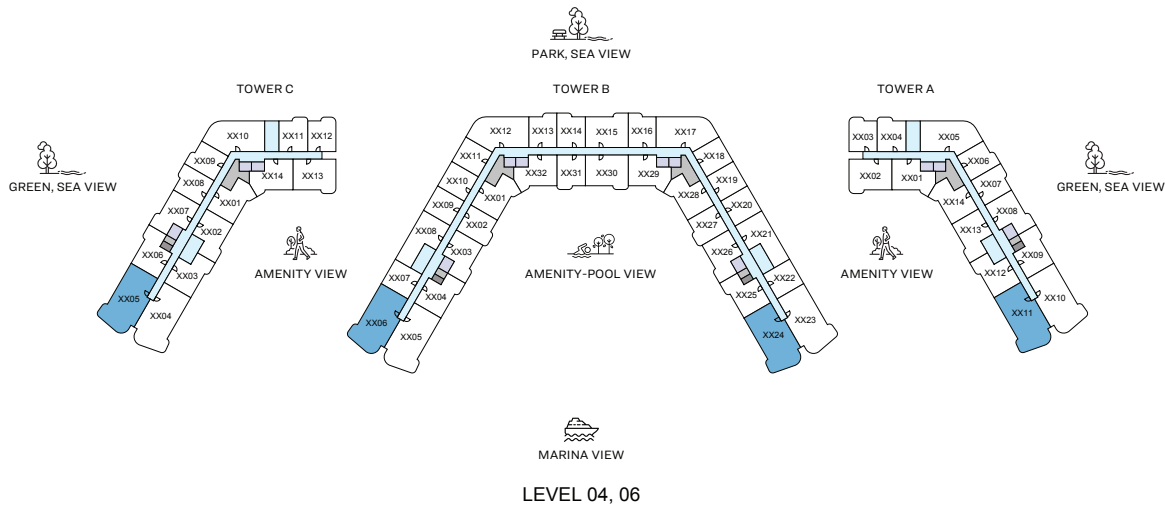
3
BEDROOM
(DUPLEX)
APARTMENT

TYPE C
(with maid room and powder room + balcony)

TOTAL SALEABLE AREA
SUITE RANGE = 1,843.43 - 1,847.19 SQ.FT.
BALCONY = 311.18 SQ.FT.
TOTAL RANGE = 2,154.61 - 2,158.38 SQ.FT.

List of unit numbers with this unit plan:

- VIEWS**
- Amenity
A-211, B-206, B-224, C-205
- Amenity, Marina View
A-411, B-406, B-424, A-611, B-606, B-624, B-806, B-824
- Green, Marina View
C-405, C-605

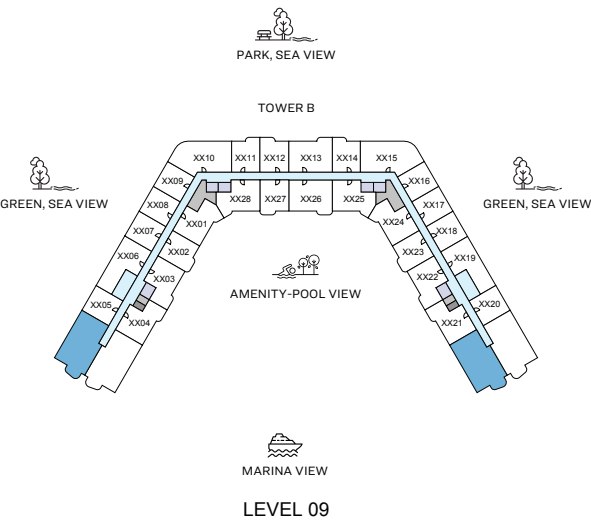
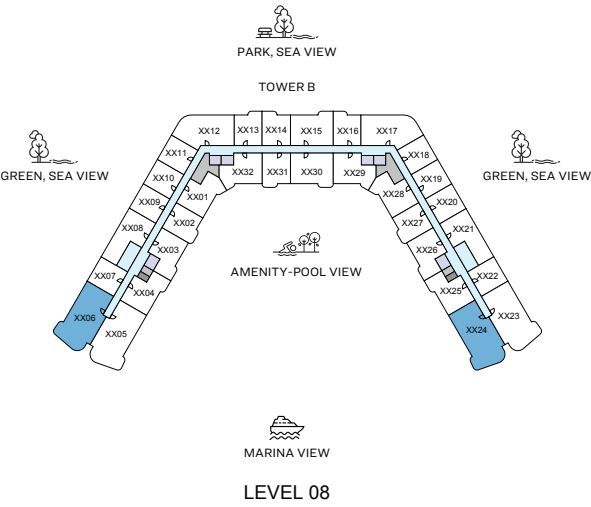


3
BEDROOM
(DUPLEX)
APARTMENT

TYPE C
(with maid room and powder room + balcony)

TOTAL SALEABLE AREA
SUITE RANGE = 1,843.43 - 1,847.19 SQ.FT.
BALCONY = 311.18 SQ.FT.
TOTAL RANGE = 2,154.61 - 2,158.38 SQ.FT.

- List of unit numbers with this unit plan:
- VIEWS**
- Amenity
A-211, B-206, B-224, C-205
- Amenity, Marina View
A-411, B-406, B-424, A-611, B-606, B-624, B-806, B-824
- Green, Marina View
C-405, C-605



3
BEDROOM
(DUPLEX)
APARTMENT

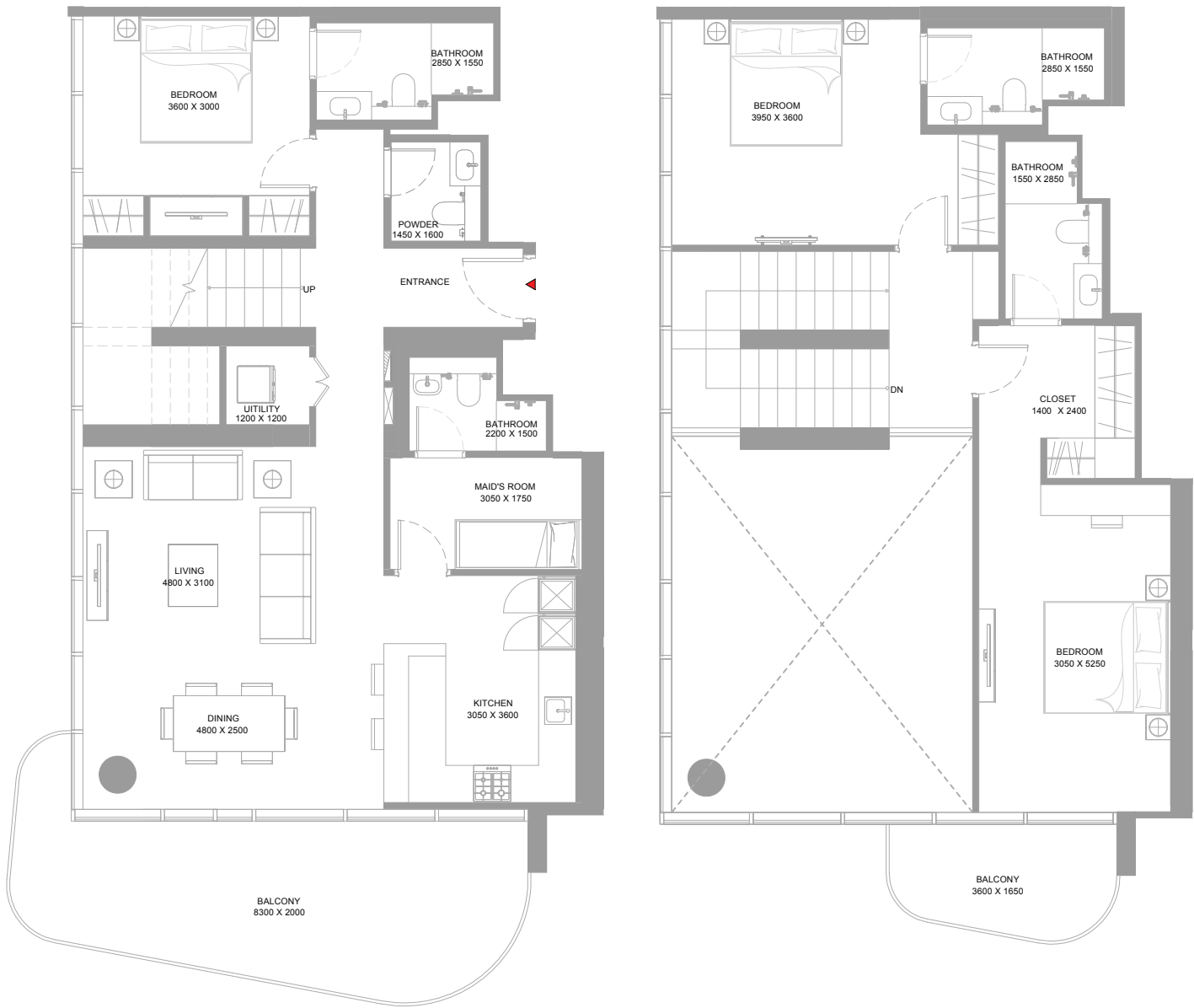
TYPE C

(with maid room and powder room + balcony)

TOTAL SALEABLE AREA
SUITE RANGE = 1,843.43 - 1,847.19 SQ.FT.
BALCONY = 311.18 SQ.FT.
TOTAL RANGE = 2,154.61 - 2,158.38 SQ.FT.

List of unit numbers with this unit plan:

- VIEWS**
- Amenity
A-211, B-206, B-224, C-205
- Amenity, Marina View
A-411, B-406, B-424, A-611, B-606, B-624, B-806, B-824
- Green, Marina View
C-405, C-605



3

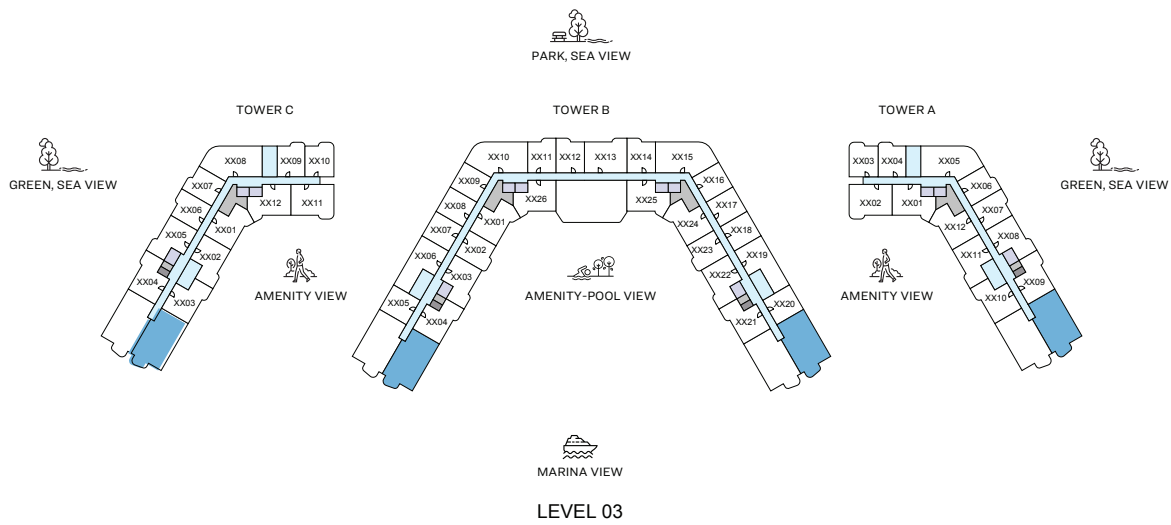
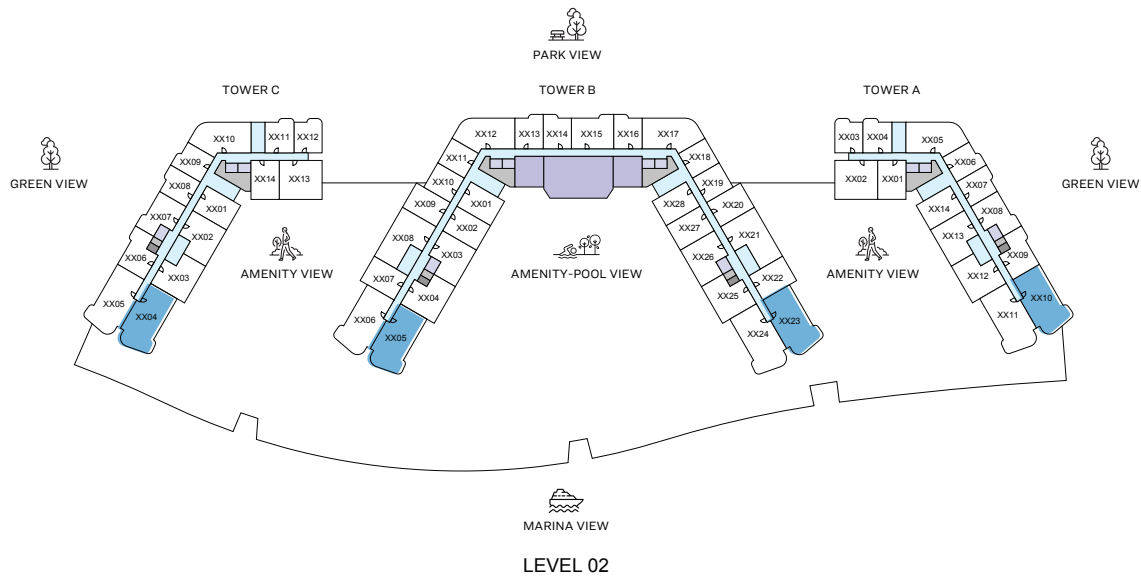
BEDROOM
(DUPLEX)
APARTMENT

TYPE C

(with maid room and powder room + balcony)

TOTAL SALEABLE AREA
SUITE RANGE = 1,843.43 - 1,847.19 SQ.FT.
BALCONY = 311.18 SQ.FT.
TOTAL RANGE = 2,154.61 - 2,158.38 SQ.FT.

- List of unit numbers with this unit plan:
- VIEWS**
- Amenity
A-211, B-206, B-224, C-205
- Amenity, Marina View
A-411, B-406, B-424, A-611, B-606, B-624, B-806, B-824
- Green, Marina View
C-405, C-605



3
BEDROOM
(DUPLEX)
APARTMENT

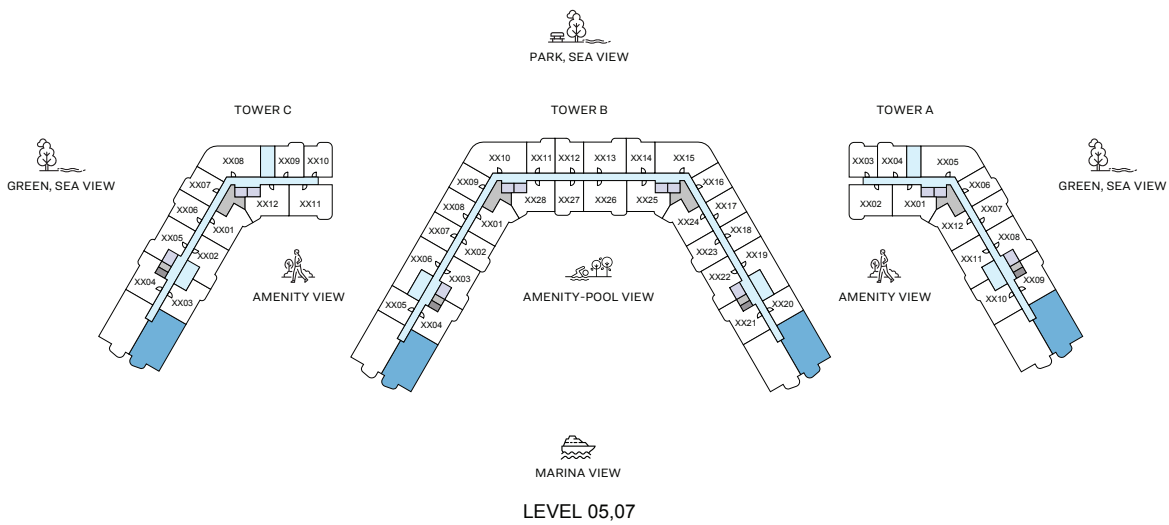
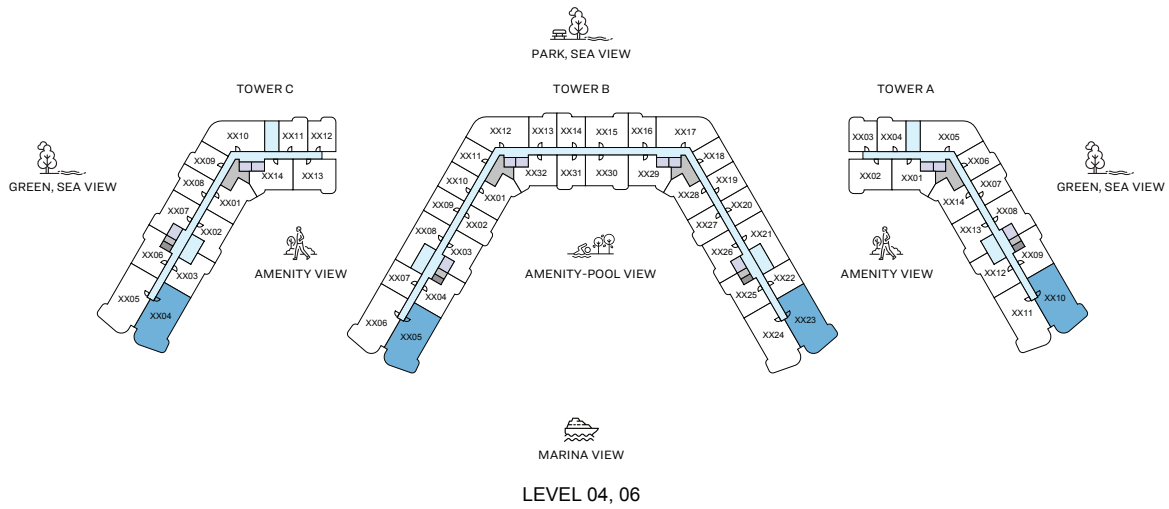
TYPE C
VARIANT 1
(with maid room and powder room + balcony)

TOTAL SALEABLE AREA
SUITE RANGE = 1,843.00 - 1,846.66 SQ.FT.
BALCONY = 311.18 SQ.FT.
TOTAL RANGE = 2,154.18 - 2,157.84 SQ.FT.

- List of unit numbers with this unit plan:
- VIEWS**
- Amenity, Green
A-210

Amenity
B-205, B-223, C-204

Green, Marina View
A-410, A-610
- Amenity, Marina View
B-405, B-423, C-404, B-605, B-623, C-604,
B-805, B-823



3
BEDROOM
(DUPLEX)
APARTMENT

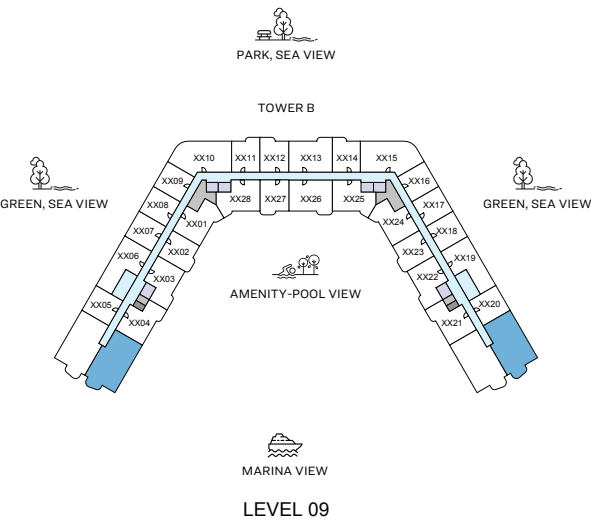
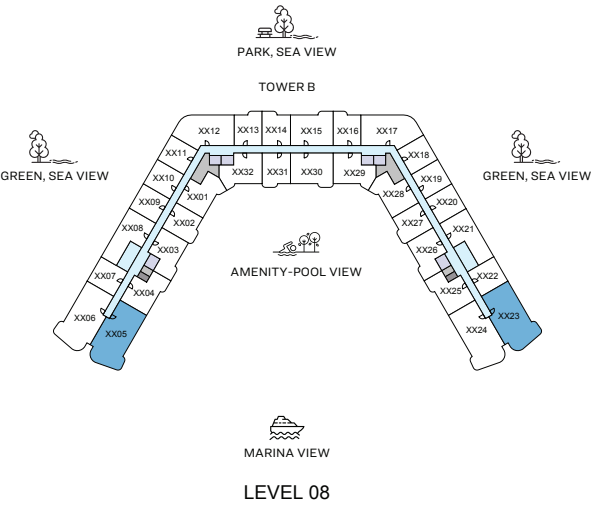
TYPE C
VARIANT 1
(with maid room and powder room + balcony)

TOTAL SALEABLE AREA
SUITE RANGE = 1,843.00 - 1,846.66 SQ.FT.
BALCONY = 311.18 SQ.FT.
TOTAL RANGE = 2,154.18 - 2,157.84 SQ.FT.

- List of unit numbers with this unit plan:
- VIEWS**
- Amenity, Green
A-210

Amenity
B-205, B-223, C-204

Green, Marina View
A-410, A-610
- Amenity, Marina View
B-405, B-423, C-404, B-605, B-623, C-604,
B-805, B-823



3
BEDROOM
(DUPLEX)
APARTMENT

TYPE C
VARIANT 1
(with maid room and powder room + balcony)

TOTAL SALEABLE AREA
SUITE RANGE = 1,843.00 - 1,846.66 SQ.FT.
BALCONY = 311.18 SQ.FT.
TOTAL RANGE = 2,154.18 - 2,157.84 SQ.FT.

List of unit numbers with this unit plan:

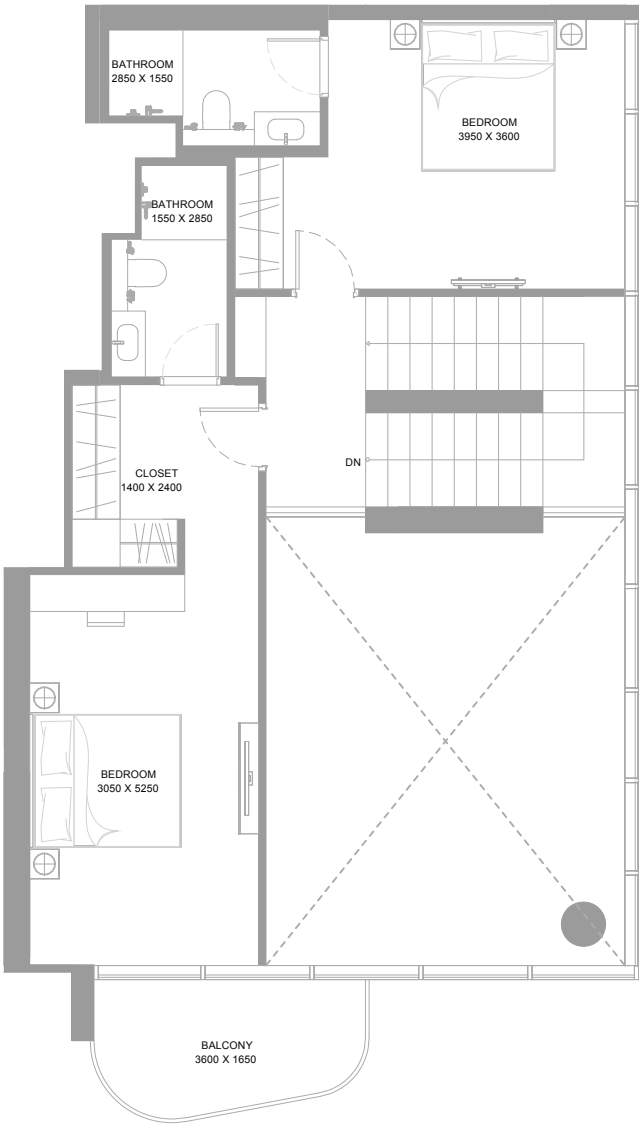
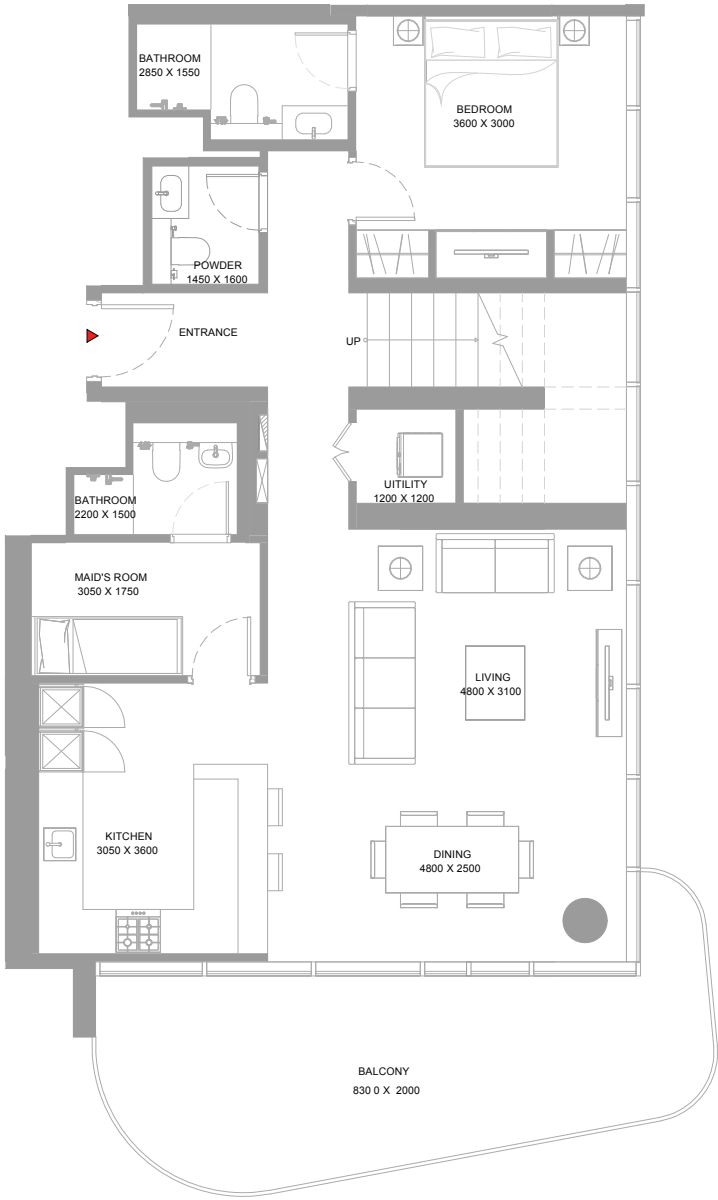
VIEWS

Amenity, Green
A-210

Amenity
B-205, B-223, C-204

Green, Marina View
A-410, A-610

Amenity, Marina View
B-405, B-423, C-404, B-605, B-623, C-604,
B-805, B-823



3

BEDROOM
(DUPLEX)
APARTMENT

TYPE C VARIANT 1

(with maid room and powder room + balcony)

TOTAL SALEABLE AREA
SUITE RANGE = 1,843.00 - 1,846.66 SQ.FT.
BALCONY = 311.18 SQ.FT.
TOTAL RANGE = 2,154.18 - 2,157.84 SQ.FT.

List of unit numbers with this unit plan:

VIEWS

Amenity, Green
A-210

Amenity
B-205, B-223, C-204

Green, Marina View
A-410, A-610

Amenity, Marina View
B-405, B-423, C-404, B-605, B-623, C-604,
B-805, B-823