

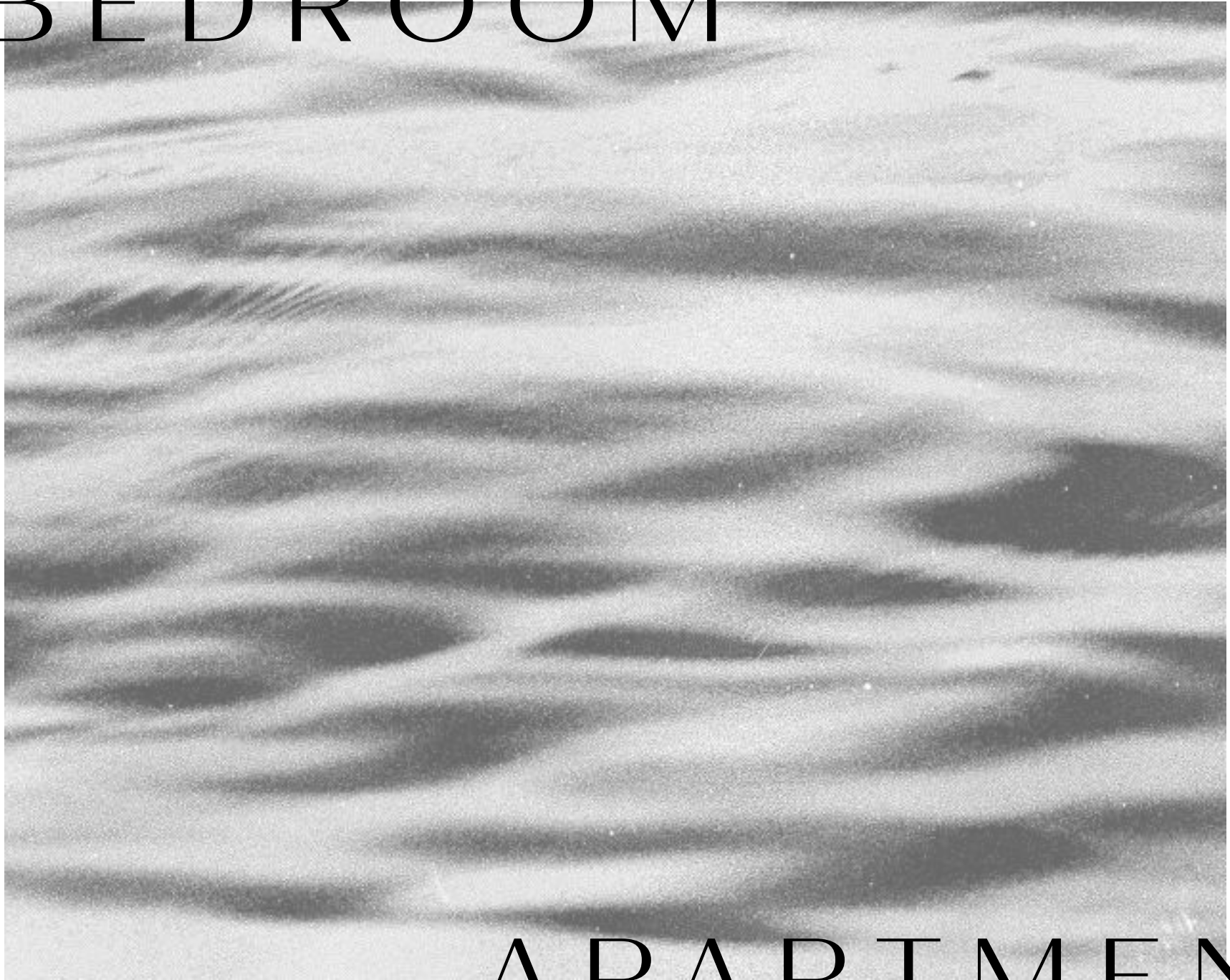
CITY WALK

C R E S T L A N E

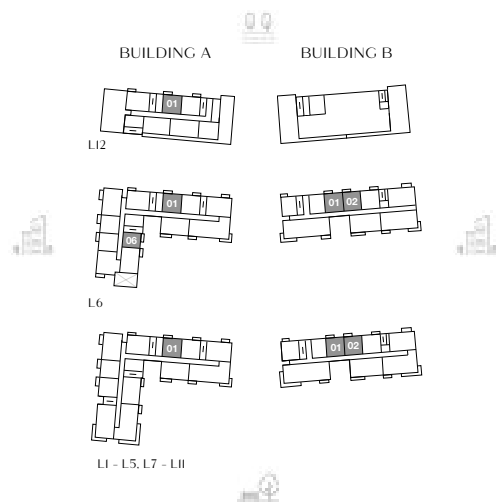
FLOOR PLANS
CRESTLANE 2



1-BEDROOM



APARTMENT



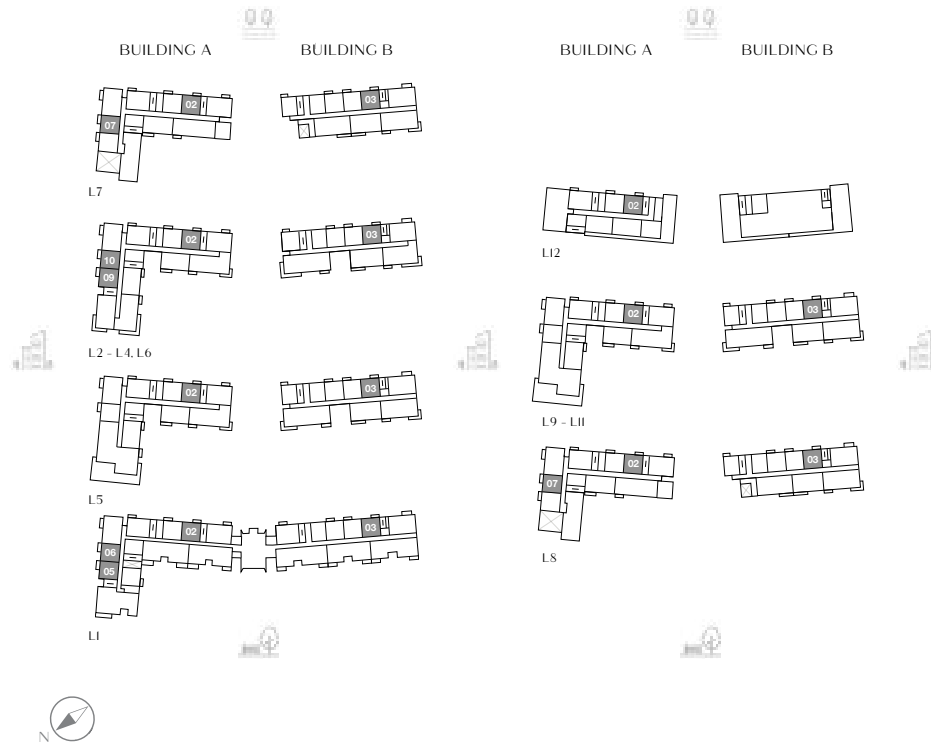
BUILDING	UNIT NUMBER	SUITE AREA		BALCONY AREA		TOTAL AREA	
		SQM	SQFT	SQM	SQFT	SQM	SQFT
A	101-201-301-401-501-901-1001-1101	68.33	735.50	6.60	71.04	74.93	806.54
	501-601-701	68.33	735.50	6.45	69.43	74.78	804.93
	606	68.35	735.71	6.51	70.07	74.86	805.79
	1201	68.32	735.39	6.71	72.23	75.03	807.62
B	101-201-301-401-501-701-801-901-1001-1101	68.34	735.61	6.61	71.15	74.95	806.76
	102-202-302-402-502	68.34	735.61	6.64	71.47	74.98	807.08
	602-802-902-1002-1102	68.34	735.61	6.49	69.86	74.83	805.46
	601	68.34	735.61	6.46	69.53	74.80	805.14
	702	68.34	735.61	6.53	70.29	74.87	805.89



DISCLAIMER: PLANS, DETAILS AND UNIT ORIENTATION INCLUDED ARE INDICATIVE ONLY AND ARE SUBJECT TO CHANGE BY THE DEVELOPER/SELLER AT ITS SOLE DISCRETION WITHOUT NOTICE AND/OR LIABILITY. ALL IMAGES, INCLUDING FEATURES, FINISHES, FURNISHINGS, VIEW AND SCALE ARE ILLUSTRATIVE ONLY. FINAL AREAS, ORIENTATION, DIMENSIONS, LAYOUT AND MATERIALS MAY DIFFER FROM THOSE STATED.

I-BEDROOM TYPE A - (M) A1, A3

CITY WALK
CRESTLANE

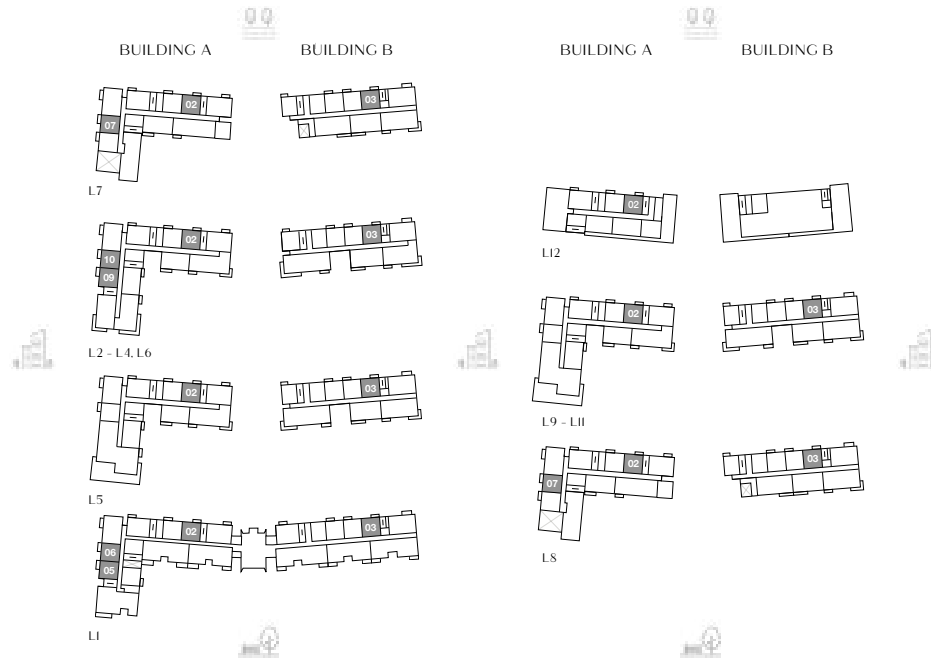


BUILDING	UNIT NUMBER	SUITE AREA		BALCONY AREA		TOTAL AREA	
		SQM	SQFT	SQM	SQFT	SQM	SQFT
A	102-202-302-402-802-902-1002-1102	68.35	735.71	6.46	69.53	74.81	805.25
	502-602-702	68.35	735.71	6.61	71.15	74.96	806.86
	106-210-310-410-610-707- 807	68.34	735.61	6.49	69.86	74.83	805.46
	309-409	68.15	733.56	6.50	69.97	74.65	803.53
	105	68.17	733.78	6.50	69.97	74.67	803.74
	209	68.16	733.67	6.50	69.97	74.66	803.63
	609	67.96	731.52	6.49	69.86	74.45	801.37
	1202	68.36	735.82	6.57	70.72	74.93	806.54

DISCLAIMER: PLANS, DETAILS AND UNIT ORIENTATION INCLUDED ARE INDICATIVE ONLY AND ARE SUBJECT TO CHANGE BY THE DEVELOPER/SELLER AT ITS SOLE DISCRETION WITHOUT NOTICE AND/OR LIABILITY. ALL IMAGES, INCLUDING FEATURES, FINISHES, FURNISHINGS, VIEW AND SCALE ARE ILLUSTRATIVE ONLY. FINAL AREAS, ORIENTATION, DIMENSIONS, LAYOUT AND MATERIALS MAY DIFFER FROM THOSE STATED.

I-BEDROOM TYPE A - (M) (CONTINUED) A1, A3

CITY WALK
CRESTLANE



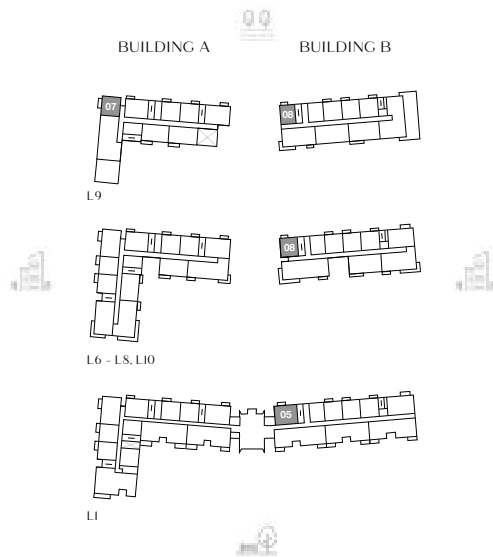
BUILDING	UNIT NUMBER	SUITE AREA		BALCONY AREA		TOTAL AREA	
		SQM	SQFT	SQM	SQFT	SQM	SQFT
B	103-203-303-403-503-703-803-903-1003-1103	68.34	735.61	6.46	69.53	74.80	805.14
	603	68.34	735.61	6.61	71.15	74.95	806.76

DISCLAIMER: PLANS, DETAILS AND UNIT ORIENTATION INCLUDED ARE INDICATIVE ONLY AND ARE SUBJECT TO CHANGE BY THE DEVELOPER/SELLER AT ITS SOLE DISCRETION WITHOUT NOTICE AND/OR LIABILITY. ALL IMAGES, INCLUDING FEATURES, FINISHES, FURNISHINGS, VIEW AND SCALE ARE ILLUSTRATIVE ONLY. FINAL AREAS, ORIENTATION, DIMENSIONS, LAYOUT AND MATERIALS MAY DIFFER FROM THOSE STATED.



I-BEDROOM TYPE B B1, B2

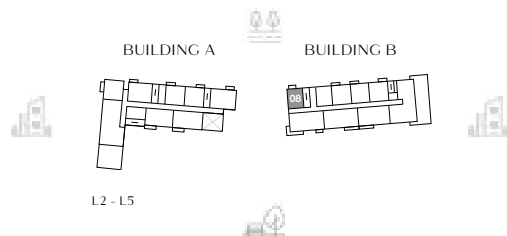
CITY WALK
CRESTLANE



BUILDING	UNIT NUMBER	SUITE AREA		BALCONY AREA		TOTAL AREA	
		SQM	SQFT	SQM	SQFT	SQM	SQFT
A	907 (Mirrored Variation)	68.26	734.74	6.48	69.75	74.74	804.49
B	105	68.35	735.71	4.90	52.74	73.25	788.46
	608-708-808	68.38	736.04	4.81	51.77	73.19	787.81
	908-1008	68.39	736.14	4.81	51.77	73.20	787.92

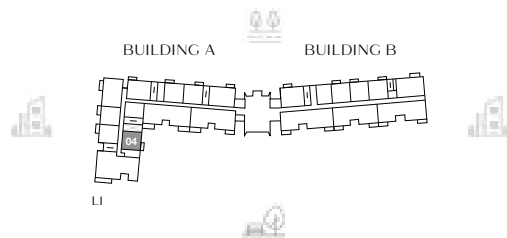
DISCLAIMER: PLANS, DETAILS AND UNIT ORIENTATION INCLUDED ARE INDICATIVE ONLY AND ARE SUBJECT TO CHANGE BY THE DEVELOPER/SELLER AT ITS SOLE DISCRETION WITHOUT NOTICE AND/OR LIABILITY. ALL IMAGES, INCLUDING FEATURES, FINISHES, FURNISHINGS, VIEW AND SCALE ARE ILLUSTRATIVE ONLY. FINAL AREAS, ORIENTATION, DIMENSIONS, LAYOUT AND MATERIALS MAY DIFFER FROM THOSE STATED.

MERAAS



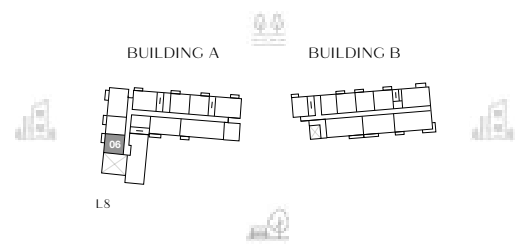
BUILDING	UNIT NUMBER	SUITE AREA		BALCONY AREA		TOTAL AREA	
		SQM	SQFT	SQM	SQFT	SQM	SQFT
B	208	68.40	736.25	4.87	52.42	73.27	788.67
	308-408-508	68.40	736.25	4.91	52.85	73.31	789.10

DISCLAIMER: PLANS, DETAILS AND UNIT ORIENTATION INCLUDED ARE INDICATIVE ONLY AND ARE SUBJECT TO CHANGE BY THE DEVELOPER/SELLER AT ITS SOLE DISCRETION WITHOUT NOTICE AND/OR LIABILITY. ALL IMAGES, INCLUDING FEATURES, FINISHES, FURNISHINGS, VIEW AND SCALE ARE ILLUSTRATIVE ONLY. FINAL AREAS, ORIENTATION, DIMENSIONS, LAYOUT AND MATERIALS MAY DIFFER FROM THOSE STATED.



BUILDING	UNIT NUMBER	SUITE AREA		BALCONY AREA		TOTAL AREA	
		SQM	SQFT	SQM	SQFT	SQM	SQFT
A	104	67.32	724.63	6.34	68.24	73.66	792.87

DISCLAIMER: PLANS, DETAILS AND UNIT ORIENTATION INCLUDED ARE INDICATIVE ONLY AND ARE SUBJECT TO CHANGE BY THE DEVELOPER/SELLER AT ITS SOLE DISCRETION WITHOUT NOTICE AND/OR LIABILITY. ALL IMAGES, INCLUDING FEATURES, FINISHES, FURNISHINGS, VIEW AND SCALE ARE ILLUSTRATIVE ONLY. FINAL AREAS, ORIENTATION, DIMENSIONS, LAYOUT AND MATERIALS MAY DIFFER FROM THOSE STATED.

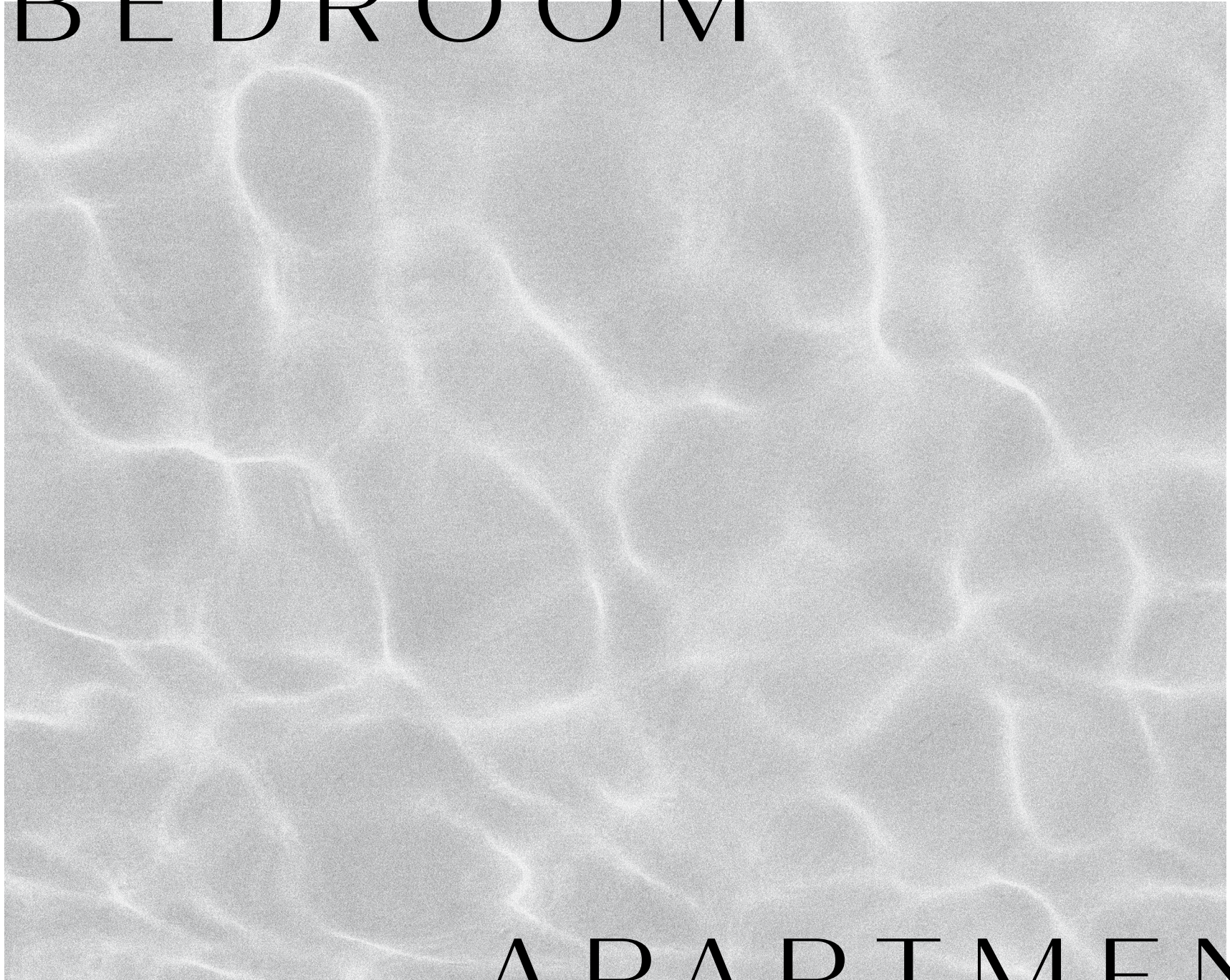


BUILDING	UNIT NUMBER	SUITE AREA		BALCONY AREA		TOTAL AREA	
		SQM	SQFT	SQM	SQFT	SQM	SQFT
A	806	69.63	749.49	6.32	68.03	75.95	817.52

DISCLAIMER: PLANS, DETAILS AND UNIT ORIENTATION INCLUDED ARE INDICATIVE ONLY AND ARE SUBJECT TO CHANGE BY THE DEVELOPER/SELLER AT ITS SOLE DISCRETION WITHOUT NOTICE AND/OR LIABILITY. ALL IMAGES, INCLUDING FEATURES, FINISHES, FURNISHINGS, VIEW AND SCALE ARE ILLUSTRATIVE ONLY. FINAL AREAS, ORIENTATION, DIMENSIONS, LAYOUT AND MATERIALS MAY DIFFER FROM THOSE STATED.



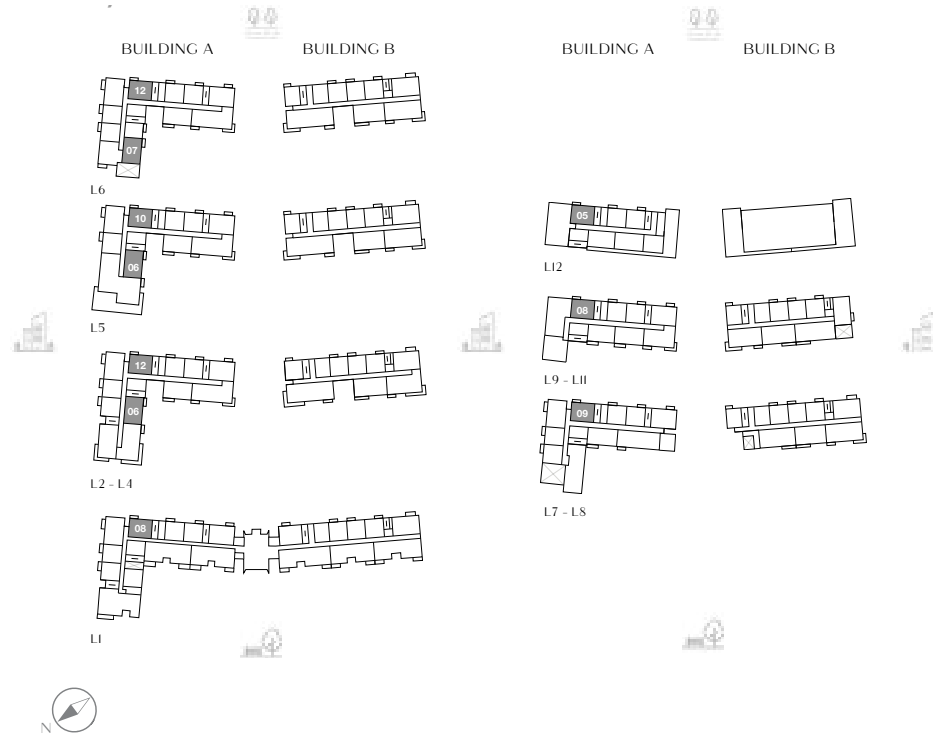
2-BEDROOM



APARTMENT

2-BEDROOM TYPE A A1, A3

CITY WALK
CRESTLANE



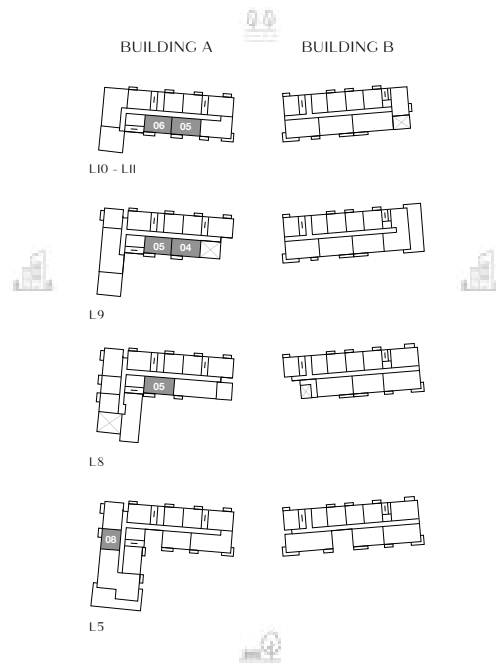
BUILDING	UNIT NUMBER	SUITE AREA		BALCONY AREA		TOTAL AREA	
		SQM	SQFT	SQM	SQFT	SQM	SQFT
A	108-212	108.85	1171.65	6.70	72.12	115.55	1243.77
	206	103.85	1117.83	6.60	71.04	110.45	1188.87
	306-406	103.76	1116.86	6.60	71.04	110.36	1187.91
	312-809-1108	108.84	1171.54	6.70	72.12	115.54	1243.66
	412	108.84	1171.54	6.70	72.12	115.54	1243.66
	506	103.78	1117.08	6.60	71.04	110.38	1188.12
	510-612	108.85	1171.65	6.59	70.93	115.44	1242.59
	607	103.48	1113.85	6.57	70.72	110.05	1184.57
	709	108.84	1171.54	6.55	70.50	115.39	1242.05
	908	109.04	1173.70	6.70	72.12	115.74	1245.81
	1008	103.79	1117.19	6.74	72.55	110.53	1189.74
	1205	109.02	1173.48	6.70	72.12	115.72	1245.60



DISCLAIMER: PLANS, DETAILS AND UNIT ORIENTATION INCLUDED ARE INDICATIVE ONLY AND ARE SUBJECT TO CHANGE BY THE DEVELOPER/SELLER AT ITS SOLE DISCRETION WITHOUT NOTICE AND/OR LIABILITY. ALL IMAGES, INCLUDING FEATURES, FINISHES, FURNISHINGS, VIEW AND SCALE ARE ILLUSTRATIVE ONLY. FINAL AREAS, ORIENTATION, DIMENSIONS, LAYOUT AND MATERIALS MAY DIFFER FROM THOSE STATED.

2-BEDROOM TYPE A - (M) A1, A2, A3

CITY WALK
CRESTLANE



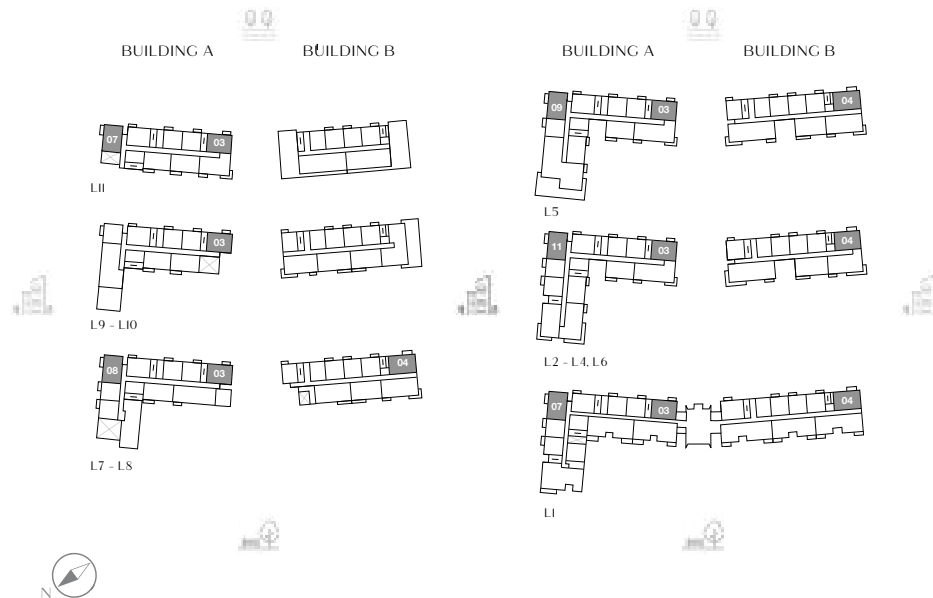
BUILDING	UNIT NUMBER	SUITE AREA		BALCONY AREA		TOTAL AREA	
		SQM	SQFT	SQM	SQFT	SQM	SQFT
A	508	103.39	1112.88	6.59	70.93	109.98	1183.81
	805-905	103.84	1117.72	6.68	71.90	110.52	1189.63
	904	103.66	1115.79	6.56	70.61	110.22	1186.40
	1005	103.44	1113.42	6.56	70.61	110.00	1184.03
	1006	103.84	1117.72	6.58	70.83	110.42	1188.55
	1105	103.45	1113.53	6.56	70.61	110.01	1184.14
	1106	103.84	1117.72	6.54	70.40	110.38	1188.12

DISCLAIMER: PLANS, DETAILS AND UNIT ORIENTATION INCLUDED ARE INDICATIVE ONLY AND ARE SUBJECT TO CHANGE BY THE DEVELOPER/SELLER AT ITS SOLE DISCRETION WITHOUT NOTICE AND/OR LIABILITY. ALL IMAGES, INCLUDING FEATURES, FINISHES, FURNISHINGS, VIEW AND SCALE ARE ILLUSTRATIVE ONLY. FINAL AREAS, ORIENTATION, DIMENSIONS, LAYOUT AND MATERIALS MAY DIFFER FROM THOSE STATED.

MERAAS

2-BEDROOM TYPE B BI

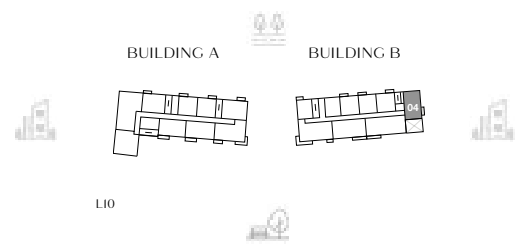
CITY WALK
CRESTLANE



BUILDING	UNIT NUMBER	SUITE AREA		BALCONY AREA		TOTAL AREA	
		SQM	SQFT	SQM	SQFT	SQM	SQFT
A	103-203-303-403-803-903-1003-1103	103.59	1115.03	6.34	68.24	109.93	1183.28
	107-211-503-603-611-703-708-808	103.59	1115.03	6.48	69.75	110.07	1184.78
	311-411-509	103.58	1114.93	6.48	69.75	110.06	1184.68
	1107	103.60	1115.14	6.49	69.86	110.09	1185.00
B	104	103.64	1115.57	6.48	69.75	110.12	1185.32
	204-304-404-504-604-704-804	103.63	1115.46	6.48	69.75	110.11	1185.21

DISCLAIMER: PLANS, DETAILS AND UNIT ORIENTATION INCLUDED ARE INDICATIVE ONLY AND ARE SUBJECT TO CHANGE BY THE DEVELOPER/SELLER AT ITS SOLE DISCRETION WITHOUT NOTICE AND/OR LIABILITY. ALL IMAGES, INCLUDING FEATURES, FINISHES, FURNISHINGS, VIEW AND SCALE ARE ILLUSTRATIVE ONLY. FINAL AREAS, ORIENTATION, DIMENSIONS, LAYOUT AND MATERIALS MAY DIFFER FROM THOSE STATED.

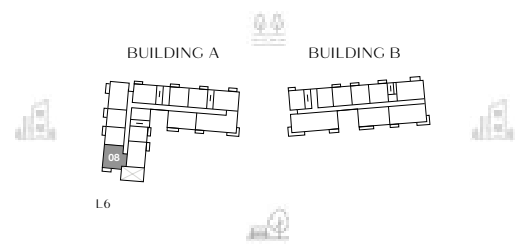




BUILDING	UNIT NUMBER	SUITE AREA		BALCONY AREA		TOTAL AREA	
		SQM	SQFT	SQM	SQFT	SQM	SQFT
B	1004	112.02	1205.77	6.58	70.83	118.60	1276.60

DISCLAIMER: PLANS, DETAILS AND UNIT ORIENTATION INCLUDED ARE INDICATIVE ONLY AND ARE SUBJECT TO CHANGE BY THE DEVELOPER/SELLER AT ITS SOLE DISCRETION WITHOUT NOTICE AND/OR LIABILITY. ALL IMAGES, INCLUDING FEATURES, FINISHES, FURNISHINGS, VIEW AND SCALE ARE ILLUSTRATIVE ONLY. FINAL AREAS, ORIENTATION, DIMENSIONS, LAYOUT AND MATERIALS MAY DIFFER FROM THOSE STATED.

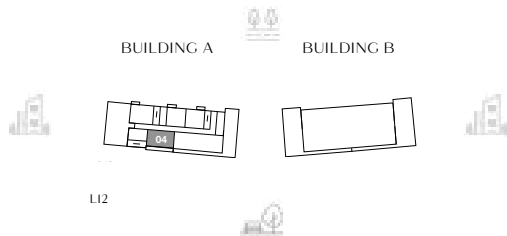




BUILDING	UNIT NUMBER	SUITE AREA		BALCONY AREA		TOTAL AREA	
		SQM	SQFT	SQM	SQFT	SQM	SQFT
A	608	117.52	1264.97	7.99	86.00	125.51	1350.98

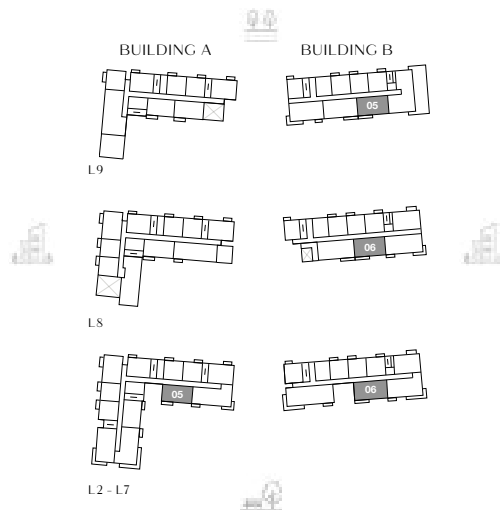
DISCLAIMER: PLANS, DETAILS AND UNIT ORIENTATION INCLUDED ARE INDICATIVE ONLY AND ARE SUBJECT TO CHANGE BY THE DEVELOPER/SELLER AT ITS SOLE DISCRETION WITHOUT NOTICE AND/OR LIABILITY. ALL IMAGES, INCLUDING FEATURES, FINISHES, FURNISHINGS, VIEW AND SCALE ARE ILLUSTRATIVE ONLY. FINAL AREAS, ORIENTATION, DIMENSIONS, LAYOUT AND MATERIALS MAY DIFFER FROM THOSE STATED.





BUILDING	UNIT NUMBER	SUITE AREA		BALCONY AREA		TOTAL AREA	
		SQM	SQFT	SQM	SQFT	SQM	SQFT
A	I204	104.74	1127.41	18.54	199.56	123.28	1326.97

DISCLAIMER: PLANS, DETAILS AND UNIT ORIENTATION INCLUDED ARE INDICATIVE ONLY AND ARE SUBJECT TO CHANGE BY THE DEVELOPER/SELLER AT ITS SOLE DISCRETION WITHOUT NOTICE AND/OR LIABILITY. ALL IMAGES, INCLUDING FEATURES, FINISHES, FURNISHINGS, VIEW AND SCALE ARE ILLUSTRATIVE ONLY. FINAL AREAS, ORIENTATION, DIMENSIONS, LAYOUT AND MATERIALS MAY DIFFER FROM THOSE STATED.



BUILDING	UNIT NUMBER	SUITE AREA		BALCONY AREA		TOTAL AREA	
		SQM	SQFT	SQM	SQFT	SQM	SQFT
A	205-305-405	120.48	1296.84	9.97	107.32	130.45	1404.15
	505-605-705	120.48	1296.84	9.86	106.13	130.34	1402.97
B	206-306-406-506-606	120.67	1298.88	9.97	107.32	130.64	1406.20
	706-905	120.49	1296.94	9.97	107.32	130.46	1404.26
	806	120.31	1295.01	9.97	107.32	130.28	1402.32



DISCLAIMER: PLANS, DETAILS AND UNIT ORIENTATION INCLUDED ARE INDICATIVE ONLY AND ARE SUBJECT TO CHANGE BY THE DEVELOPER/SELLER AT ITS SOLE DISCRETION WITHOUT NOTICE AND/OR LIABILITY. ALL IMAGES, INCLUDING FEATURES, FINISHES, FURNISHINGS, VIEW AND SCALE ARE ILLUSTRATIVE ONLY. FINAL AREAS, ORIENTATION, DIMENSIONS, LAYOUT AND MATERIALS MAY DIFFER FROM THOSE STATED.

2-BEDROOM + MAID TYPE A - (M)
A1

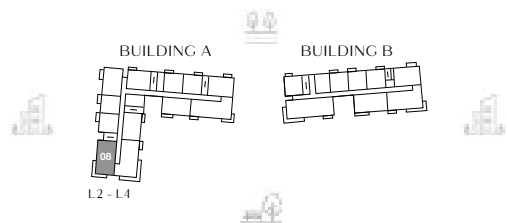
CITY WALK
CRESTLANE



BUILDING	UNIT NUMBER	SUITE AREA		BALCONY AREA		TOTAL AREA	
		SQM	SQFT	SQM	SQFT	SQM	SQFT
B	807-906-1006	120.76	1299.85	9.54	102.69	130.30	1402.54

DISCLAIMER: PLANS, DETAILS AND UNIT ORIENTATION INCLUDED ARE INDICATIVE ONLY AND ARE SUBJECT TO CHANGE BY THE DEVELOPER/SELLER AT ITS SOLE DISCRETION WITHOUT NOTICE AND/OR LIABILITY. ALL IMAGES, INCLUDING FEATURES, FINISHES, FURNISHINGS, VIEW AND SCALE ARE ILLUSTRATIVE ONLY. FINAL AREAS, ORIENTATION, DIMENSIONS, LAYOUT AND MATERIALS MAY DIFFER FROM THOSE STATED.






BUILDING	UNIT NUMBER	SUITE AREA		BALCONY AREA		TOTAL AREA	
		SQM	SQFT	SQM	SQFT	SQM	SQFT
A	208	124.44	1339.46	14.35	154.46	138.79	1493.92
	308-408	124.43	1339.35	14.35	154.46	138.78	1493.82



DISCLAIMER: PLANS, DETAILS AND UNIT ORIENTATION INCLUDED ARE INDICATIVE ONLY AND ARE SUBJECT TO CHANGE BY THE DEVELOPER/SELLER AT ITS SOLE DISCRETION WITHOUT NOTICE AND/OR LIABILITY. ALL IMAGES, INCLUDING FEATURES, FINISHES, FURNISHINGS, VIEW AND SCALE ARE ILLUSTRATIVE ONLY. FINAL AREAS, ORIENTATION, DIMENSIONS, LAYOUT AND MATERIALS MAY DIFFER FROM THOSE STATED.



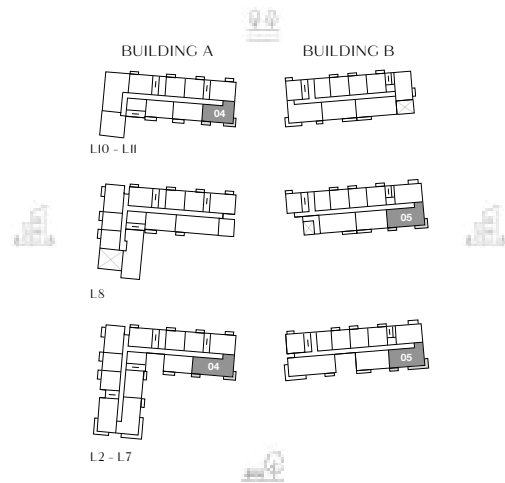
3 - BEDROOM



APARTMENT

3-BEDROOM TYPE A

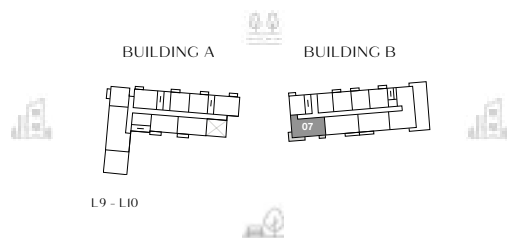
CITY WALK
CRESTLANE



BUILDING	UNIT NUMBER	SUITE AREA		BALCONY AREA		TOTAL AREA	
		SQM	SQFT	SQM	SQFT	SQM	SQFT
A	204-1004	148.11	1594.24	18.56	199.78	166.67	1794.02
	304-404	148.11	1594.24	18.19	195.80	166.30	1790.04
	504	148.11	1594.24	18.67	200.96	166.78	1795.20
	604-704	148.11	1594.24	18.66	200.85	166.77	1795.10
	1104	148.11	1594.24	18.52	199.35	166.63	1793.59
B	205-305-405-505-705-805	148.10	1594.14	18.56	199.78	166.66	1793.91
	605	148.31	1596.40	18.45	198.59	166.76	1794.99

DISCLAIMER: PLANS, DETAILS AND UNIT ORIENTATION INCLUDED ARE INDICATIVE ONLY AND ARE SUBJECT TO CHANGE BY THE DEVELOPER/SELLER AT ITS SOLE DISCRETION WITHOUT NOTICE AND/OR LIABILITY. ALL IMAGES, INCLUDING FEATURES, FINISHES, FURNISHINGS, VIEW AND SCALE ARE ILLUSTRATIVE ONLY. FINAL AREAS, ORIENTATION, DIMENSIONS, LAYOUT AND MATERIALS MAY DIFFER FROM THOSE STATED.



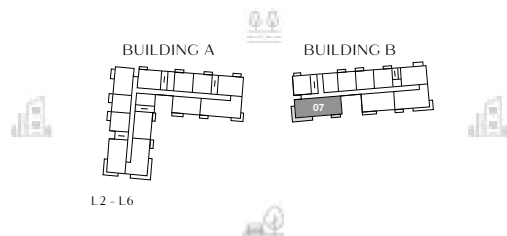


BUILDING	UNIT NUMBER	SUITE AREA		BALCONY AREA		TOTAL AREA	
		SQM	SQFT	SQM	SQFT	SQM	SQFT
B	907	147.94	1592.41	18.45	198.59	166.39	1791.01
	1007	147.95	1592.52	18.45	198.59	166.40	1791.11

DISCLAIMER: PLANS, DETAILS AND UNIT ORIENTATION INCLUDED ARE INDICATIVE ONLY AND ARE SUBJECT TO CHANGE BY THE DEVELOPER/SELLER AT ITS SOLE DISCRETION WITHOUT NOTICE AND/OR LIABILITY. ALL IMAGES, INCLUDING FEATURES, FINISHES, FURNISHINGS, VIEW AND SCALE ARE ILLUSTRATIVE ONLY. FINAL AREAS, ORIENTATION, DIMENSIONS, LAYOUT AND MATERIALS MAY DIFFER FROM THOSE STATED.

3-BEDROOM TYPE B

CITY WALK
CRESTLANE



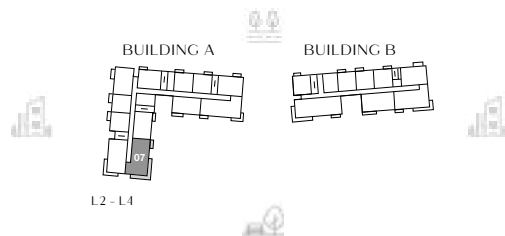
BUILDING	UNIT NUMBER	SUITE AREA		BALCONY AREA		TOTAL AREA	
		SQM	SQFT	SQM	SQFT	SQM	SQFT
B	207-307-407-507-607	180.34	1941.16	21.34	229.70	201.68	2170.87

DISCLAIMER: PLANS, DETAILS AND UNIT ORIENTATION INCLUDED ARE INDICATIVE ONLY AND ARE SUBJECT TO CHANGE BY THE DEVELOPER/SELLER AT ITS SOLE DISCRETION WITHOUT NOTICE AND/OR LIABILITY. ALL IMAGES, INCLUDING FEATURES, FINISHES, FURNISHINGS, VIEW AND SCALE ARE ILLUSTRATIVE ONLY. FINAL AREAS, ORIENTATION, DIMENSIONS, LAYOUT AND MATERIALS MAY DIFFER FROM THOSE STATED.



3-BEDROOM TYPE C

CITY WALK
CRESTLANE



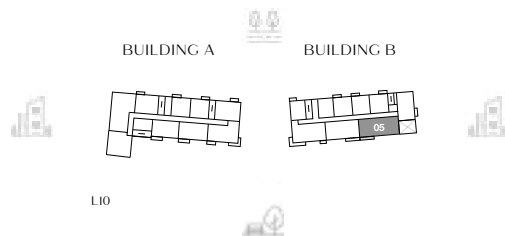
BUILDING	UNIT NUMBER	SUITE AREA		BALCONY AREA		TOTAL AREA	
		SQM	SQFT	SQM	SQFT	SQM	SQFT
A	207	147.33	1585.85	34.08	366.83	181.41	1952.68
	307-407	147.44	1587.03	33.94	365.33	181.38	1952.36

DISCLAIMER: PLANS, DETAILS AND UNIT ORIENTATION INCLUDED ARE INDICATIVE ONLY AND ARE SUBJECT TO CHANGE BY THE DEVELOPER/SELLER AT ITS SOLE DISCRETION WITHOUT NOTICE AND/OR LIABILITY. ALL IMAGES, INCLUDING FEATURES, FINISHES, FURNISHINGS, VIEW AND SCALE ARE ILLUSTRATIVE ONLY. FINAL AREAS, ORIENTATION, DIMENSIONS, LAYOUT AND MATERIALS MAY DIFFER FROM THOSE STATED.



3-BEDROOM TYPE D

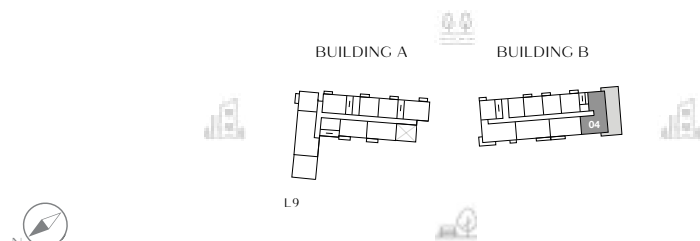
CITY WALK
CRESTLANE



BUILDING	UNIT NUMBER	SUITE AREA		BALCONY AREA		TOTAL AREA	
		SQM	SQFT	SQM	SQFT	SQM	SQFT
B	I005	154.07	1658.40	9.97	107.32	164.04	1765.71

DISCLAIMER: PLANS, DETAILS AND UNIT ORIENTATION INCLUDED ARE INDICATIVE ONLY AND ARE SUBJECT TO CHANGE BY THE DEVELOPER/SELLER AT ITS SOLE DISCRETION WITHOUT NOTICE AND/OR LIABILITY. ALL IMAGES, INCLUDING FEATURES, FINISHES, FURNISHINGS, VIEW AND SCALE ARE ILLUSTRATIVE ONLY. FINAL AREAS, ORIENTATION, DIMENSIONS, LAYOUT AND MATERIALS MAY DIFFER FROM THOSE STATED.



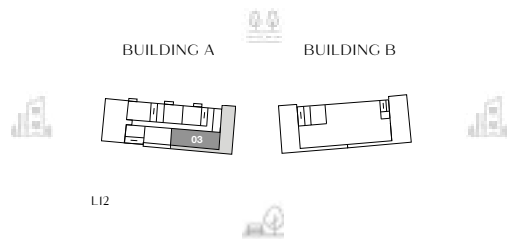


BUILDING	UNIT NUMBER	SUITE AREA		BALCONY AREA		TOTAL AREA	
		SQM	SQFT	SQM	SQFT	SQM	SQFT
B (With Double-Height Void)	904 (Lower Level)	190.13	2046.54	127.79	1375.52	317.92	3422.06
	904 (Upper Level)	4.12	44.35	0.00	0.00	4.12	44.35
	904 (Total)	194.25	2090.89	127.79	1375.52	322.04	3466.41

DISCLAIMER: PLANS, DETAILS AND UNIT ORIENTATION INCLUDED ARE INDICATIVE ONLY AND ARE SUBJECT TO CHANGE BY THE DEVELOPER/SELLER AT ITS SOLE DISCRETION WITHOUT NOTICE AND/OR LIABILITY. ALL IMAGES, INCLUDING FEATURES, FINISHES, FURNISHINGS, VIEW AND SCALE ARE ILLUSTRATIVE ONLY. FINAL AREAS, ORIENTATION, DIMENSIONS, LAYOUT AND MATERIALS MAY DIFFER FROM THOSE STATED.

3-BEDROOM TYPE C

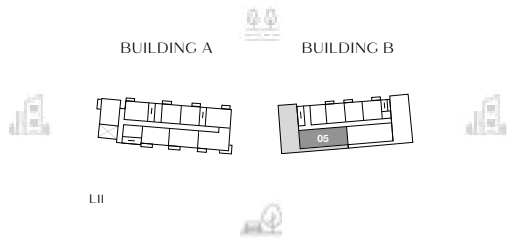
CITY WALK
CRESTLANE



BUILDING	UNIT NUMBER	SUITE AREA		BALCONY AREA		TOTAL AREA	
		SQM	SQFT	SQM	SQFT	SQM	SQFT
A (With Double-Height Void)	I203 (Lower Level)	178.17	1917.81	244.12	2627.69	422.29	4545.49
	I203 (Upper Level)	3.35	36.06	0.00	0.00	3.35	36.06
	I203 (Total)	181.52	1953.87	244.12	2627.69	425.64	4581.55

DISCLAIMER: PLANS, DETAILS AND UNIT ORIENTATION INCLUDED ARE INDICATIVE ONLY AND ARE SUBJECT TO CHANGE BY THE DEVELOPER/SELLER AT ITS SOLE DISCRETION WITHOUT NOTICE AND/OR LIABILITY. ALL IMAGES, INCLUDING FEATURES, FINISHES, FURNISHINGS, VIEW AND SCALE ARE ILLUSTRATIVE ONLY. FINAL AREAS, ORIENTATION, DIMENSIONS, LAYOUT AND MATERIALS MAY DIFFER FROM THOSE STATED.



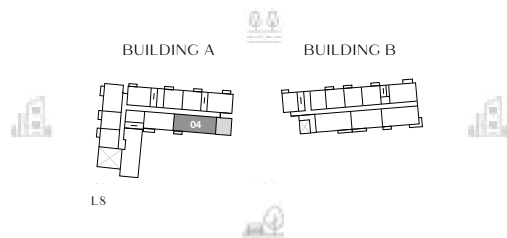


BUILDING	UNIT NUMBER	SUITE AREA		BALCONY AREA		TOTAL AREA	
		SQM	SQFT	SQM	SQFT	SQM	SQFT
B (With Double-Height Void)	1105 (Lower Level)	178.17	1917.81	244.37	2630.38	422.54	4548.18
	1105 (Upper Level)	4.30	46.28	0.00	0.00	4.30	46.28
	1105 (Total)	182.47	1964.09	244.37	2630.38	426.84	4594.47

DISCLAIMER: PLANS, DETAILS AND UNIT ORIENTATION INCLUDED ARE INDICATIVE ONLY AND ARE SUBJECT TO CHANGE BY THE DEVELOPER/SELLER AT ITS SOLE DISCRETION WITHOUT NOTICE AND/OR LIABILITY. ALL IMAGES, INCLUDING FEATURES, FINISHES, FURNISHINGS, VIEW AND SCALE ARE ILLUSTRATIVE ONLY. FINAL AREAS, ORIENTATION, DIMENSIONS, LAYOUT AND MATERIALS MAY DIFFER FROM THOSE STATED.

3-BEDROOM TYPE H

CITY WALK
CRESTLANE



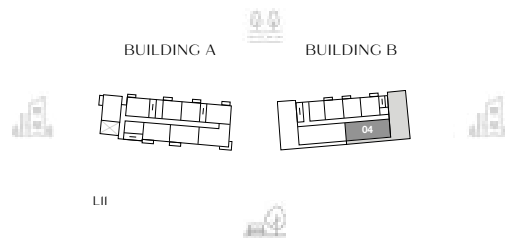
BUILDING	UNIT NUMBER	SUITE AREA		BALCONY AREA		TOTAL AREA	
		SQM	SQFT	SQM	SQFT	SQM	SQFT
A (With Double-Height Void)	S04 (Lower Level)	188.46	2028.57	82.07	883.39	270.53	2911.96
	S04 (Upper Level)	3.26	35.09	0.00	0.00	3.26	35.09
	S04 (Total)	191.72	2063.66	82.07	883.39	273.79	2947.05

DISCLAIMER: PLANS, DETAILS AND UNIT ORIENTATION INCLUDED ARE INDICATIVE ONLY AND ARE SUBJECT TO CHANGE BY THE DEVELOPER/SELLER AT ITS SOLE DISCRETION WITHOUT NOTICE AND/OR LIABILITY. ALL IMAGES, INCLUDING FEATURES, FINISHES, FURNISHINGS, VIEW AND SCALE ARE ILLUSTRATIVE ONLY. FINAL AREAS, ORIENTATION, DIMENSIONS, LAYOUT AND MATERIALS MAY DIFFER FROM THOSE STATED.



3-BEDROOM TYPE I

CITY WALK
CRESTLANE



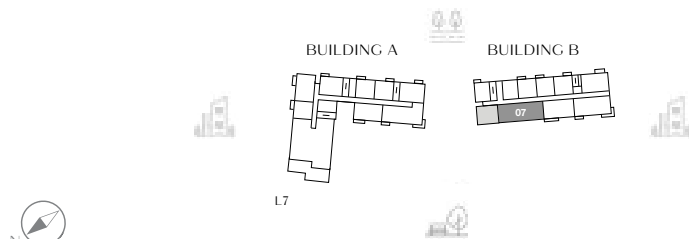
BUILDING	UNIT NUMBER	SUITE AREA		BALCONY AREA		TOTAL AREA	
		SQM	SQFT	SQM	SQFT	SQM	SQFT
B (With Double-Height Void)	1104 (Lower Level)	177.83	1914.15	244.39	2630.59	422.22	4544.74
	1104 (Upper Level)	3.76	40.47	0.00	0.00	3.76	40.47
	1104 (Total)	181.59	1954.62	244.39	2630.59	425.98	4585.21

DISCLAIMER: PLANS, DETAILS AND UNIT ORIENTATION INCLUDED ARE INDICATIVE ONLY AND ARE SUBJECT TO CHANGE BY THE DEVELOPER/SELLER AT ITS SOLE DISCRETION WITHOUT NOTICE AND/OR LIABILITY. ALL IMAGES, INCLUDING FEATURES, FINISHES, FURNISHINGS, VIEW AND SCALE ARE ILLUSTRATIVE ONLY. FINAL AREAS, ORIENTATION, DIMENSIONS, LAYOUT AND MATERIALS MAY DIFFER FROM THOSE STATED.



3-BEDROOM TYPE J

CITY WALK
CRESTLANE



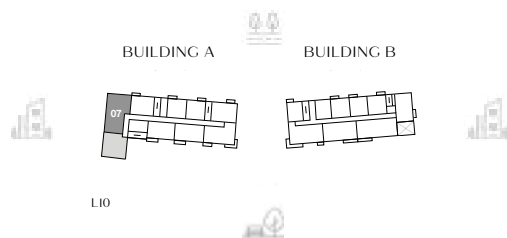
BUILDING	UNIT NUMBER	SUITE AREA		BALCONY AREA		TOTAL AREA	
		SQM	SQFT	SQM	SQFT	SQM	SQFT
B (With Double-Height Void)	707 (Lower Level)	200.53	2158.49	78.26	842.38	278.79	3000.87
	707 (Upper Level)	3.12	33.58	0.00	0.00	3.12	33.58
	707 (Total)	203.65	2192.07	78.26	842.38	281.91	3034.45

DISCLAIMER: PLANS, DETAILS AND UNIT ORIENTATION INCLUDED ARE INDICATIVE ONLY AND ARE SUBJECT TO CHANGE BY THE DEVELOPER/SELLER AT ITS SOLE DISCRETION WITHOUT NOTICE AND/OR LIABILITY. ALL IMAGES, INCLUDING FEATURES, FINISHES, FURNISHINGS, VIEW AND SCALE ARE ILLUSTRATIVE ONLY. FINAL AREAS, ORIENTATION, DIMENSIONS, LAYOUT AND MATERIALS MAY DIFFER FROM THOSE STATED.



3-BEDROOM TYPE K

CITY WALK
CRESTLANE



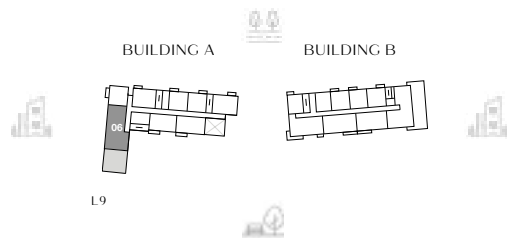
BUILDING	UNIT NUMBER	SUITE AREA		BALCONY AREA		TOTAL AREA	
		SQM	SQFT	SQM	SQFT	SQM	SQFT
A (With Double-Height Void)	1007 (Lower Level)	177.93	1915.22	91.71	987.16	269.64	2902.38
	1007 (Upper Level)	3.38	36.38	0.00	0.00	3.38	36.38
	1007 (Total)	181.31	1951.60	91.71	987.16	273.02	2938.76

DISCLAIMER: PLANS, DETAILS AND UNIT ORIENTATION INCLUDED ARE INDICATIVE ONLY AND ARE SUBJECT TO CHANGE BY THE DEVELOPER/SELLER AT ITS SOLE DISCRETION WITHOUT NOTICE AND/OR LIABILITY. ALL IMAGES, INCLUDING FEATURES, FINISHES, FURNISHINGS, VIEW AND SCALE ARE ILLUSTRATIVE ONLY. FINAL AREAS, ORIENTATION, DIMENSIONS, LAYOUT AND MATERIALS MAY DIFFER FROM THOSE STATED.



3-BEDROOM TYPE L

CITY WALK
CRESTLANE



BUILDING	UNIT NUMBER	SUITE AREA		BALCONY AREA		TOTAL AREA	
		SQM	SQFT	SQM	SQFT	SQM	SQFT
A	906	176.57	1900.58	74.10	797.61	250.67	2698.19

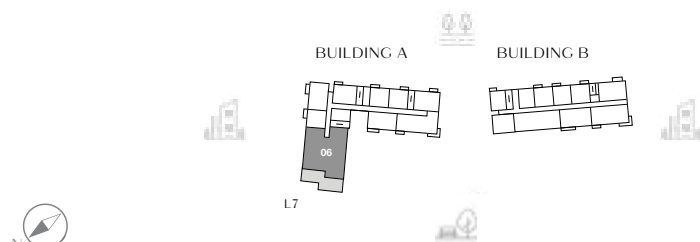
DISCLAIMER: PLANS, DETAILS AND UNIT ORIENTATION INCLUDED ARE INDICATIVE ONLY AND ARE SUBJECT TO CHANGE BY THE DEVELOPER/SELLER AT ITS SOLE DISCRETION WITHOUT NOTICE AND/OR LIABILITY. ALL IMAGES, INCLUDING FEATURES, FINISHES, FURNISHINGS, VIEW AND SCALE ARE ILLUSTRATIVE ONLY. FINAL AREAS, ORIENTATION, DIMENSIONS, LAYOUT AND MATERIALS MAY DIFFER FROM THOSE STATED.



4 - BEDROOM



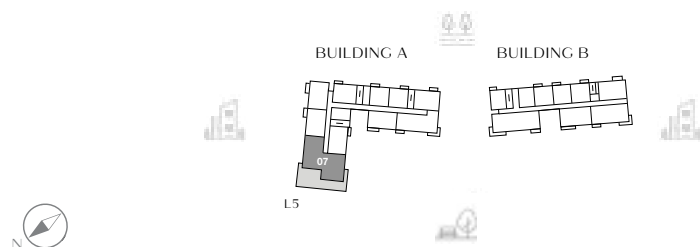
APARTMENT



BUILDING	UNIT NUMBER	SUITE AREA		BALCONY AREA		TOTAL AREA	
		SQM	SQFT	SQM	SQFT	SQM	SQFT
A (With Double-Height Void)	706 (Lower Level)	277.41	2986.02	165.59	1782.40	443.00	4768.41
	706 (Upper Level)	4.71	50.70	0.00	0.00	4.71	50.70
	706 (Total)	282.12	3036.71	165.59	1782.40	447.71	4819.11



DISCLAIMER: PLANS, DETAILS AND UNIT ORIENTATION INCLUDED ARE INDICATIVE ONLY AND ARE SUBJECT TO CHANGE BY THE DEVELOPER/SELLER AT ITS SOLE DISCRETION WITHOUT NOTICE AND/OR LIABILITY. ALL IMAGES, INCLUDING FEATURES, FINISHES, FURNISHINGS, VIEW AND SCALE ARE ILLUSTRATIVE ONLY. FINAL AREAS, ORIENTATION, DIMENSIONS, LAYOUT AND MATERIALS MAY DIFFER FROM THOSE STATED.



BUILDING	UNIT NUMBER	SUITE AREA		BALCONY AREA		TOTAL AREA	
		SQM	SQFT	SQM	SQFT	SQM	SQFT
A (With Double-Height Void)	507 (Lower Level)	275.12	2961.37	151.30	1628.58	426.42	4589.95
	507 (Upper Level)	5.30	57.05	0.00	0.00	5.30	57.05
	507 (Total)	280.42	3018.42	151.30	1628.58	431.72	4647.00



DISCLAIMER: PLANS, DETAILS AND UNIT ORIENTATION INCLUDED ARE INDICATIVE ONLY AND ARE SUBJECT TO CHANGE BY THE DEVELOPER/SELLER AT ITS SOLE DISCRETION WITHOUT NOTICE AND/OR LIABILITY. ALL IMAGES, INCLUDING FEATURES, FINISHES, FURNISHINGS, VIEW AND SCALE ARE ILLUSTRATIVE ONLY. FINAL AREAS, ORIENTATION, DIMENSIONS, LAYOUT AND MATERIALS MAY DIFFER FROM THOSE STATED.

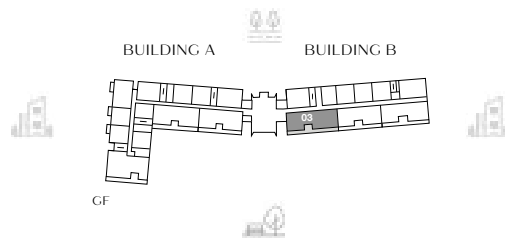
4 - BEDROOM



DUPLEX

DUPLEX TYPE A LOWER LEVEL

CITY WALK
CRESTLANE



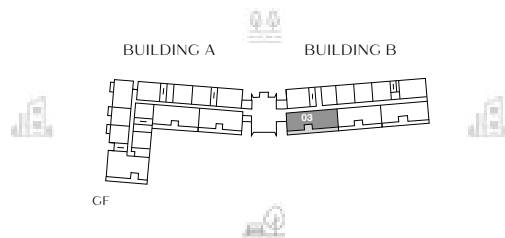
BUILDING	UNIT NUMBER	SUITE AREA		BALCONY AREA		TOTAL AREA	
		SQM	SQFT	SQM	SQFT	SQM	SQFT
B (With Double-Height Void)	G03 (Lower Level)	168.39	1812.53	100.22	1078.76	268.61	2891.29
	G03 (Upper Level)	147.50	1587.68	10.34	111.30	157.84	1698.98
	G03 (Total)	315.89	3400.21	110.56	1190.06	426.45	4590.27

DISCLAIMER: PLANS, DETAILS AND UNIT ORIENTATION INCLUDED ARE INDICATIVE ONLY AND ARE SUBJECT TO CHANGE BY THE DEVELOPER/SELLER AT ITS SOLE DISCRETION WITHOUT NOTICE AND/OR LIABILITY. ALL IMAGES, INCLUDING FEATURES, FINISHES, FURNISHINGS, VIEW AND SCALE ARE ILLUSTRATIVE ONLY. FINAL AREAS, ORIENTATION, DIMENSIONS, LAYOUT AND MATERIALS MAY DIFFER FROM THOSE STATED.



DUPLEX TYPE A UPPER LEVEL

CITY WALK
CRESTLANE



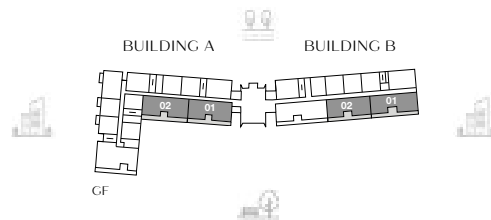
BUILDING	UNIT NUMBER	SUITE AREA		BALCONY AREA		TOTAL AREA	
		SQM	SQFT	SQM	SQFT	SQM	SQFT
B (With Double-Height Void)	G03 (Lower Level)	168.39	1812.53	100.22	1078.76	268.61	2891.29
	G03 (Upper Level)	147.50	1587.68	10.34	111.30	157.84	1698.98
	G03 (Total)	315.89	3400.21	110.56	1190.06	426.45	4590.27

DISCLAIMER: PLANS, DETAILS AND UNIT ORIENTATION INCLUDED ARE INDICATIVE ONLY AND ARE SUBJECT TO CHANGE BY THE DEVELOPER/SELLER AT ITS SOLE DISCRETION WITHOUT NOTICE AND/OR LIABILITY. ALL IMAGES, INCLUDING FEATURES, FINISHES, FURNISHINGS, VIEW AND SCALE ARE ILLUSTRATIVE ONLY. FINAL AREAS, ORIENTATION, DIMENSIONS, LAYOUT AND MATERIALS MAY DIFFER FROM THOSE STATED.



DUPLEX TYPE A LOWER LEVEL - (M)

CITY WALK
CRESTLANE



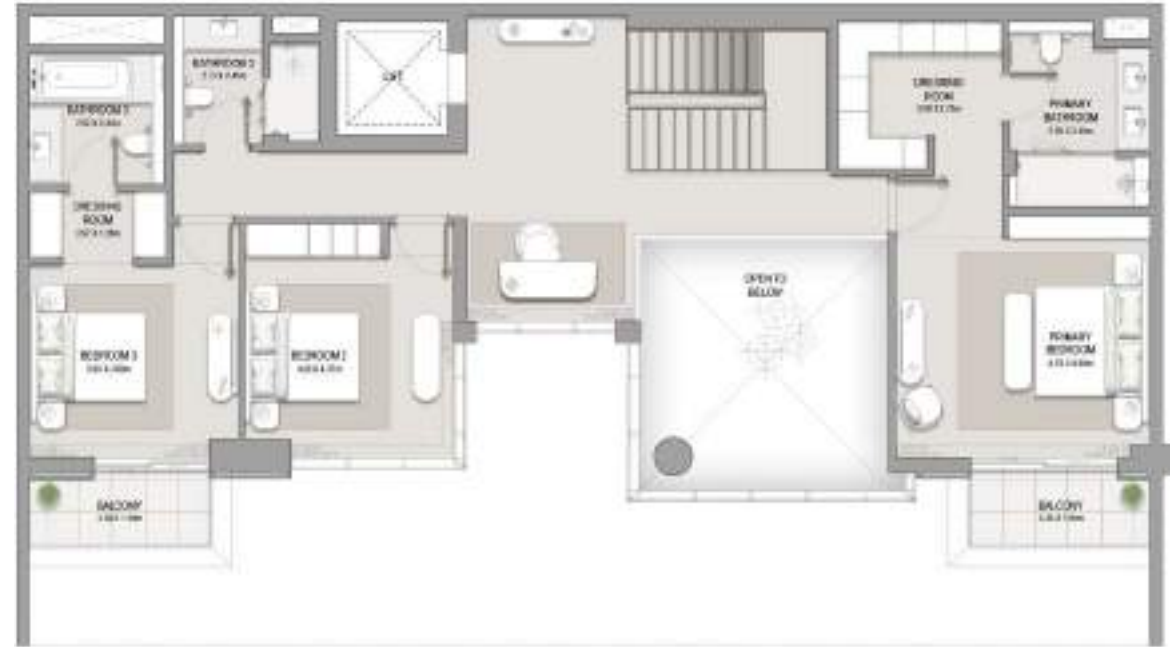
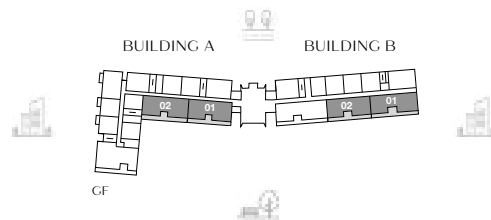
BUILDING	UNIT NUMBER	SUITE AREA		BALCONY AREA		TOTAL AREA	
		SQM	SQFT	SQM	SQFT	SQM	SQFT
A (With Double-Height Void)	G01 (Lower Level)	168.39	1812.53	100.22	1078.76	268.61	2891.29
	G01 (Upper Level)	147.32	1585.74	10.34	111.30	157.66	1697.04
	G01 (Total)	315.71	3398.27	110.56	1190.06	426.27	4588.33
A (With Double-Height Void)	G02 (Lower Level)	168.76	1816.52	100.36	1080.27	269.12	2896.78
	G02 (Upper Level)	147.69	1589.72	10.41	112.05	158.10	1701.77
	G02 (Total)	316.45	3406.24	110.77	1192.32	427.22	4598.56

BUILDING	UNIT NUMBER	SUITE AREA		BALCONY AREA		TOTAL AREA	
		SQM	SQFT	SQM	SQFT	SQM	SQFT
B (With Double-Height Void)	G01 (Lower Level)	168.38	1812.43	100.22	1078.76	268.60	2891.19
	G01 (Upper Level)	147.28	1585.31	10.35	111.41	157.63	1696.72
	G01 (Total)	315.66	3397.74	110.57	1190.17	426.23	4587.90
B (With Double-Height Void)	G02 (Lower Level)	168.45	1813.18	100.15	1078.01	268.60	2891.19
	G02 (Upper Level)	147.35	1586.06	10.35	111.41	157.70	1697.47
	G02 (Total)	315.80	3399.24	110.50	1189.41	426.30	4588.66

DISCLAIMER: PLANS, DETAILS AND UNIT ORIENTATION INCLUDED ARE INDICATIVE ONLY AND ARE SUBJECT TO CHANGE BY THE DEVELOPER/SELLER AT ITS SOLE DISCRETION WITHOUT NOTICE AND/OR LIABILITY. ALL IMAGES, INCLUDING FEATURES, FINISHES, FURNISHINGS, VIEW AND SCALE ARE ILLUSTRATIVE ONLY. FINAL AREAS, ORIENTATION, DIMENSIONS, LAYOUT AND MATERIALS MAY DIFFER FROM THOSE STATED.

DUPLEX TYPE A UPPER LEVEL - (M)

CITY WALK
CRESTLANE



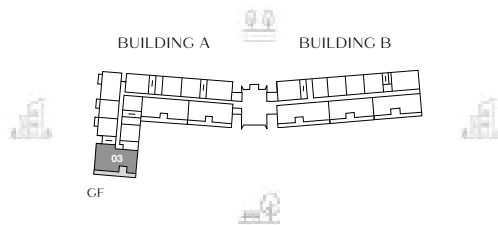
BUILDING	UNIT NUMBER	SUITE AREA		BALCONY AREA		TOTAL AREA	
		SQM	SQFT	SQM	SQFT	SQM	SQFT
A (With Double-Height Void)	G01 (Lower Level)	168.39	1812.53	100.22	1078.76	268.61	2891.29
	G01 (Upper Level)	147.32	1585.74	10.34	111.30	157.66	1697.04
	G01 (Total)	315.71	3398.27	110.56	1190.06	426.27	4588.33
A (With Double-Height Void)	G02 (Lower Level)	168.76	1816.52	100.36	1080.27	269.12	2896.78
	G02 (Upper Level)	147.69	1589.72	10.41	112.05	158.10	1701.77
	G02 (Total)	316.45	3406.24	110.77	1192.32	427.22	4598.56

BUILDING	UNIT NUMBER	SUITE AREA		BALCONY AREA		TOTAL AREA	
		SQM	SQFT	SQM	SQFT	SQM	SQFT
B (With Double-Height Void)	G01 (Lower Level)	168.38	1812.43	100.22	1078.76	268.60	2891.19
	G01 (Upper Level)	147.28	1585.31	10.35	111.41	157.63	1696.72
	G01 (Total)	315.66	3397.74	110.57	1190.17	426.23	4587.90
B (With Double-Height Void)	G02 (Lower Level)	168.45	1813.18	100.15	1078.01	268.60	2891.19
	G02 (Upper Level)	147.35	1586.06	10.35	111.41	157.70	1697.47
	G02 (Total)	315.80	3399.24	110.50	1189.41	426.30	4588.66

DISCLAIMER: PLANS, DETAILS AND UNIT ORIENTATION INCLUDED ARE INDICATIVE ONLY AND ARE SUBJECT TO CHANGE BY THE DEVELOPER/SELLER AT ITS SOLE DISCRETION WITHOUT NOTICE AND/OR LIABILITY. ALL IMAGES, INCLUDING FEATURES, FINISHES, FURNISHINGS, VIEW AND SCALE ARE ILLUSTRATIVE ONLY. FINAL AREAS, ORIENTATION, DIMENSIONS, LAYOUT AND MATERIALS MAY DIFFER FROM THOSE STATED.

DUPLEX TYPE B LOWER LEVEL

CITY WALK
CRESTLANE



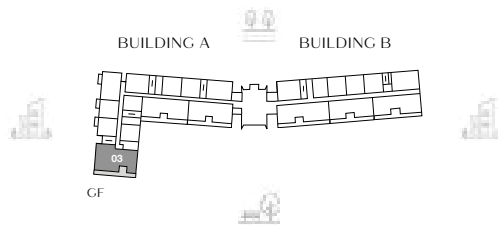
BUILDING	UNIT NUMBER	SUITE AREA		BALCONY AREA		TOTAL AREA	
		SQM	SQFT	SQM	SQFT	SQM	SQFT
A (With Double-Height Void)	G03 (Lower Level)	177.63	1911.99	92.42	994.80	270.05	2906.79
	G03 (Upper Level)	187.13	2014.25	6.06	65.23	193.19	2079.48
	G03 (Total)	364.76	3926.24	98.48	1060.03	463.24	4986.27

DISCLAIMER: PLANS, DETAILS AND UNIT ORIENTATION INCLUDED ARE INDICATIVE ONLY AND ARE SUBJECT TO CHANGE BY THE DEVELOPER/SELLER AT ITS SOLE DISCRETION WITHOUT NOTICE AND/OR LIABILITY. ALL IMAGES, INCLUDING FEATURES, FINISHES, FURNISHINGS, VIEW AND SCALE ARE ILLUSTRATIVE ONLY. FINAL AREAS, ORIENTATION, DIMENSIONS, LAYOUT AND MATERIALS MAY DIFFER FROM THOSE STATED.



DUPLEX TYPE B UPPER LEVEL

CITY WALK
CRESTLANE



BUILDING	UNIT NUMBER	SUITE AREA		BALCONY AREA		TOTAL AREA	
		SQM	SQFT	SQM	SQFT	SQM	SQFT
A (With Double-Height Void)	G03 (Lower Level)	177.63	1911.99	92.42	994.80	270.05	2906.79
	G03 (Upper Level)	187.13	2014.25	6.06	65.23	193.19	2079.48
	G03 (Total)	364.76	3926.24	98.48	1060.03	463.24	4986.27

DISCLAIMER: PLANS, DETAILS AND UNIT ORIENTATION INCLUDED ARE INDICATIVE ONLY AND ARE SUBJECT TO CHANGE BY THE DEVELOPER/SELLER AT ITS SOLE DISCRETION WITHOUT NOTICE AND/OR LIABILITY. ALL IMAGES, INCLUDING FEATURES, FINISHES, FURNISHINGS, VIEW AND SCALE ARE ILLUSTRATIVE ONLY. FINAL AREAS, ORIENTATION, DIMENSIONS, LAYOUT AND MATERIALS MAY DIFFER FROM THOSE STATED.



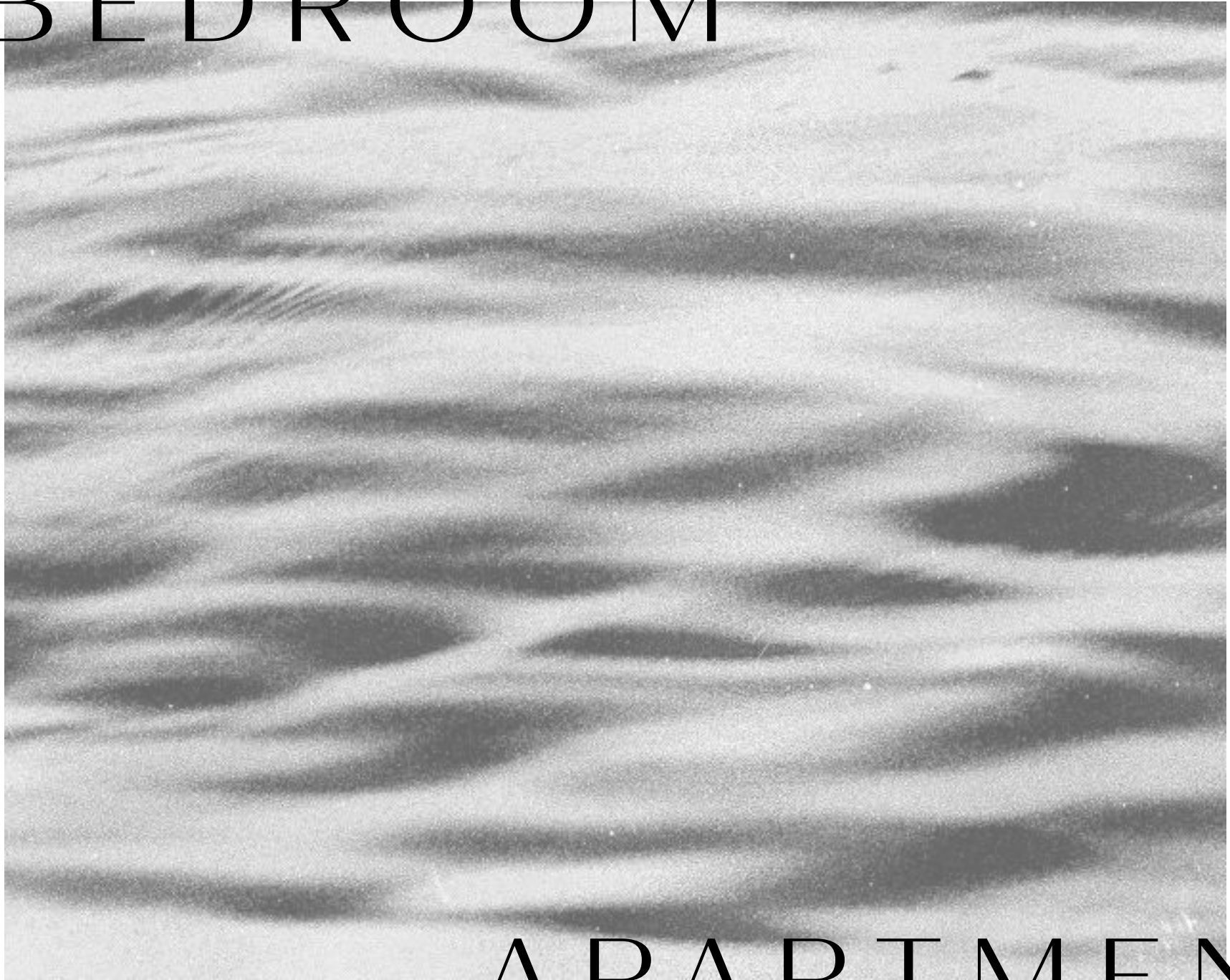
CITY WALK

C R E S T L A N E

FLOOR PLANS
CRESTLANE 3



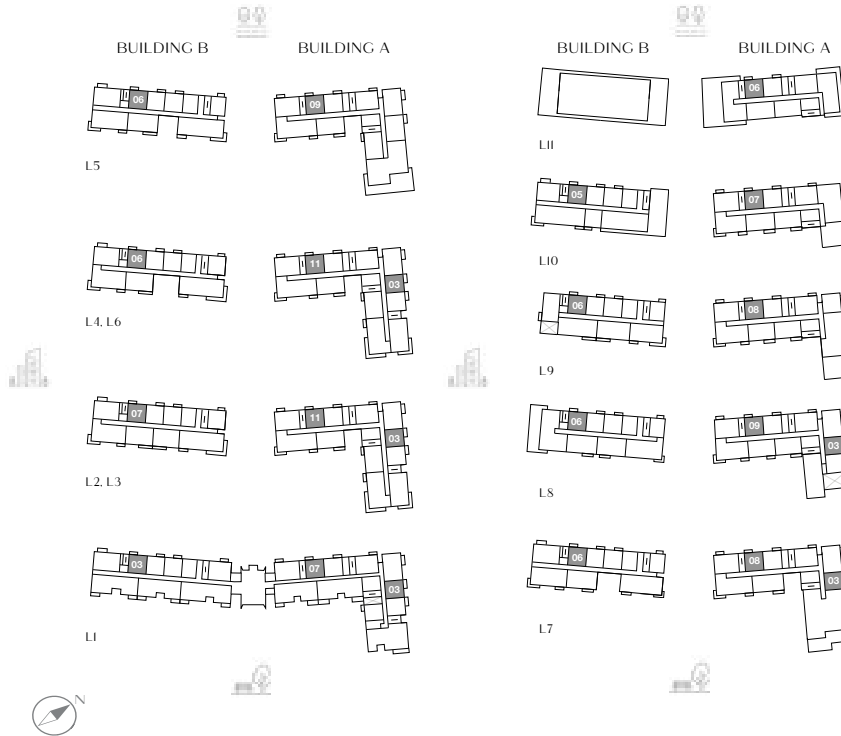
1-BEDROOM



APARTMENT

I-BEDROOM TYPE A A2

CITY WALK
CRESTLANE

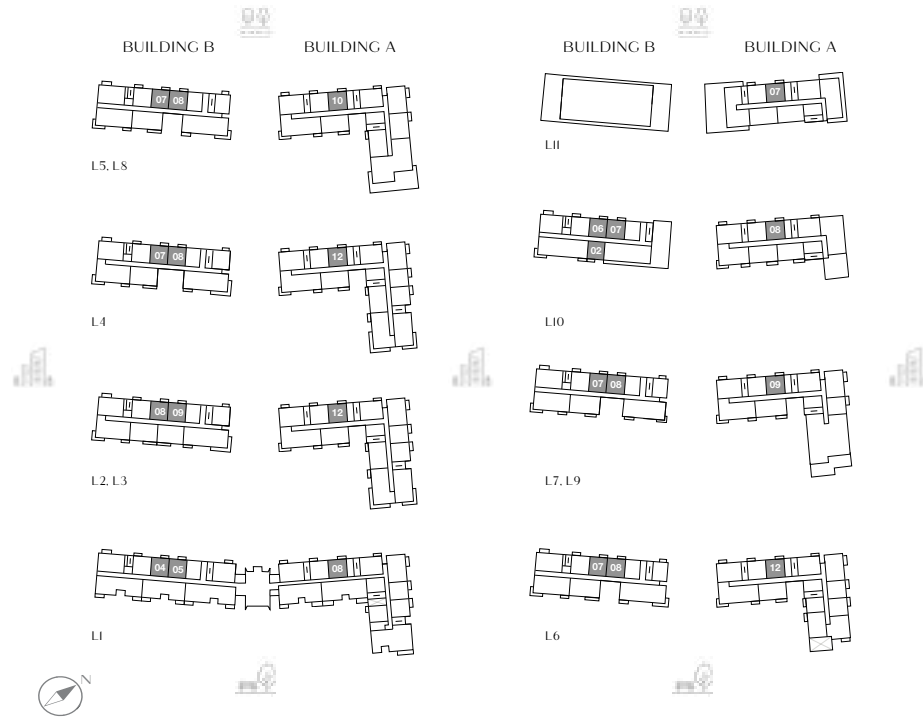


BUILDING	UNIT NUMBER	SUITE AREA		BALCONY AREA		TOTAL AREA	
		SQM	SQFT	SQM	SQFT	SQM	SQFT
A	103-203-303-703-803	68.34	735.61	6.60	71.04	74.94	806.65
	107-211-311-411-509-908-1106	68.42	736.47	4.86	52.31	73.28	788.78
	708-809	68.42	736.47	4.97	53.50	73.39	789.96
	403	68.34	735.61	6.59	70.93	74.93	806.54
	603	68.34	735.61	6.71	72.23	75.05	807.83
	611	68.44	736.68	4.86	52.31	73.30	788.99
	1007	68.43	736.57	4.86	52.31	73.29	788.89
B	103-207-307-406-506-606-806-906-1005	68.35	735.71	6.43	69.21	74.78	804.93
	706	68.24	734.53	6.42	69.10	74.66	803.63

DISCLAIMER: PLANS, DETAILS AND UNIT ORIENTATION INCLUDED ARE INDICATIVE ONLY AND ARE SUBJECT TO CHANGE BY THE DEVELOPER/SELLER AT ITS SOLE DISCRETION WITHOUT NOTICE AND/OR LIABILITY. ALL IMAGES, INCLUDING FEATURES, FINISHES, FURNISHINGS, VIEW AND SCALE ARE ILLUSTRATIVE ONLY. FINAL AREAS, ORIENTATION, DIMENSIONS, LAYOUT AND MATERIALS MAY DIFFER FROM THOSE STATED.

I-BEDROOM TYPE A - (M) A2, A4

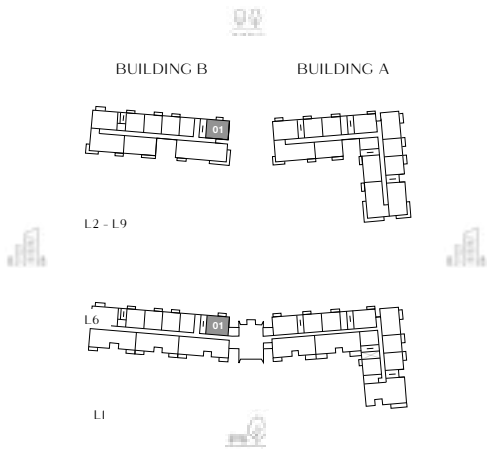
CITY WALK
CRESTLANE



BUILDING	UNIT NUMBER	SUITE AREA		BALCONY AREA		TOTAL AREA	
		SQM	SQFT	SQM	SQFT	SQM	SQFT
A	212-312-412-510-810-909-1008-1107	68.42	736.47	4.84	52.10	73.26	788.56
	108	68.43	736.57	4.84	52.10	73.27	788.67
	612	68.41	736.36	4.84	52.10	73.25	788.46
	709	68.42	736.47	4.95	53.28	73.37	789.75
B	104-208-308-407-507-607-707-907-1006	68.34	735.61	6.52	70.18	74.86	805.79
	105-209-309-408-508-608	68.33	735.50	6.25	67.27	74.58	802.77
	808-1007	68.34	735.61	6.25	67.27	74.59	802.88
	708	68.44	736.68	6.26	67.38	74.70	804.06
	807	68.33	735.50	6.52	70.18	74.85	805.68
	908	68.32	735.39	6.25	67.27	74.57	802.66
	1002	68.30	735.18	6.53	70.29	74.83	805.46



DISCLAIMER: PLANS, DETAILS AND UNIT ORIENTATION INCLUDED ARE INDICATIVE ONLY AND ARE SUBJECT TO CHANGE BY THE DEVELOPER/SELLER AT ITS SOLE DISCRETION WITHOUT NOTICE AND/OR LIABILITY. ALL IMAGES, INCLUDING FEATURES, FINISHES, FURNISHINGS, VIEW AND SCALE ARE ILLUSTRATIVE ONLY. FINAL AREAS, ORIENTATION, DIMENSIONS, LAYOUT AND MATERIALS MAY DIFFER FROM THOSE STATED.

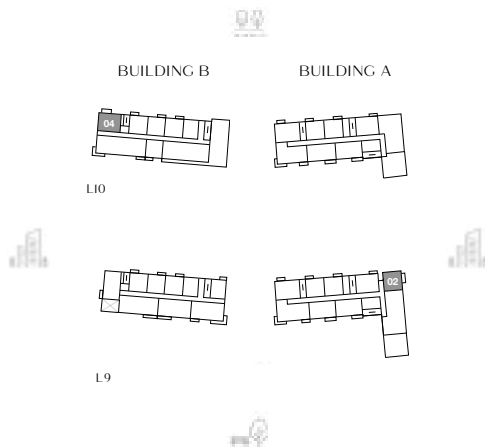


BUILDING	UNIT NUMBER	SUITE AREA		BALCONY AREA		TOTAL AREA	
		SQM	SQFT	SQM	SQFT	SQM	SQFT
B	101-201	68.40	736.25	4.80	51.67	73.20	787.92
	301-501-601	68.39	736.14	4.81	51.77	73.20	787.92
	401	68.39	736.14	4.80	51.67	73.19	787.81
	701	68.28	734.96	4.80	51.67	73.08	786.63
	801	68.41	736.36	4.81	51.77	73.22	788.13
	901	68.42	736.47	4.81	51.77	73.23	788.24

DISCLAIMER: PLANS, DETAILS AND UNIT ORIENTATION INCLUDED ARE INDICATIVE ONLY AND ARE SUBJECT TO CHANGE BY THE DEVELOPER/SELLER AT ITS SOLE DISCRETION WITHOUT NOTICE AND/OR LIABILITY. ALL IMAGES, INCLUDING FEATURES, FINISHES, FURNISHINGS, VIEW AND SCALE ARE ILLUSTRATIVE ONLY. FINAL AREAS, ORIENTATION, DIMENSIONS, LAYOUT AND MATERIALS MAY DIFFER FROM THOSE STATED.

I-BEDROOM TYPE C

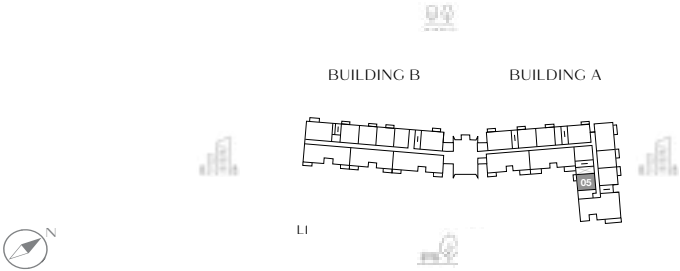
CITY WALK
CRESTLANE



BUILDING	UNIT NUMBER	SUITE AREA		BALCONY AREA		TOTAL AREA	
		SQM	SQFT	SQM	SQFT	SQM	SQFT
A	902	68.07	732.70	4.70	50.59	72.77	783.29
B	1004	68.14	733.45	4.65	50.05	72.79	783.51

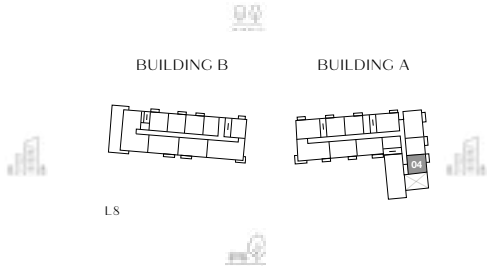
DISCLAIMER: PLANS, DETAILS AND UNIT ORIENTATION INCLUDED ARE INDICATIVE ONLY AND ARE SUBJECT TO CHANGE BY THE DEVELOPER/SELLER AT ITS SOLE DISCRETION WITHOUT NOTICE AND/OR LIABILITY. ALL IMAGES, INCLUDING FEATURES, FINISHES, FURNISHINGS, VIEW AND SCALE ARE ILLUSTRATIVE ONLY. FINAL AREAS, ORIENTATION, DIMENSIONS, LAYOUT AND MATERIALS MAY DIFFER FROM THOSE STATED.





BUILDING	UNIT NUMBER	SUITE AREA		BALCONY AREA		TOTAL AREA	
		SQM	SQFT	SQM	SQFT	SQM	SQFT
A	105	67.00	721.18	4.76	51.24	71.76	772.42

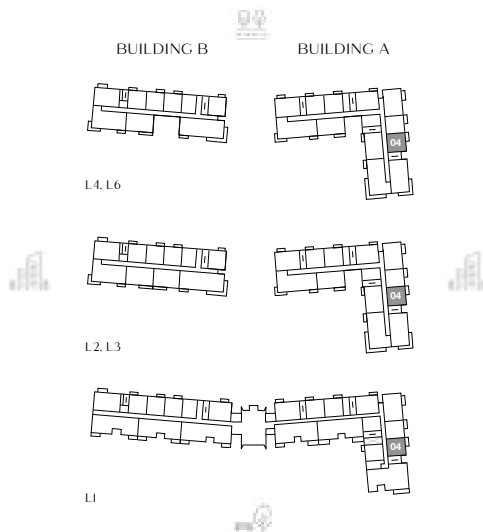
DISCLAIMER: PLANS, DETAILS AND UNIT ORIENTATION INCLUDED ARE INDICATIVE ONLY AND ARE SUBJECT TO CHANGE BY THE DEVELOPER/SELLER AT ITS SOLE DISCRETION WITHOUT NOTICE AND/OR LIABILITY. ALL IMAGES, INCLUDING FEATURES, FINISHES, FURNISHINGS, VIEW AND SCALE ARE ILLUSTRATIVE ONLY. FINAL AREAS, ORIENTATION, DIMENSIONS, LAYOUT AND MATERIALS MAY DIFFER FROM THOSE STATED.



BUILDING	UNIT NUMBER	SUITE AREA		BALCONY AREA		TOTAL AREA	
		SQM	SQFT	SQM	SQFT	SQM	SQFT
A	S04	69.27	745.62	6.46	69.53	75.73	815.15

DISCLAIMER: PLANS, DETAILS AND UNIT ORIENTATION INCLUDED ARE INDICATIVE ONLY AND ARE SUBJECT TO CHANGE BY THE DEVELOPER/SELLER AT ITS SOLE DISCRETION WITHOUT NOTICE AND/OR LIABILITY. ALL IMAGES, INCLUDING FEATURES, FINISHES, FURNISHINGS, VIEW AND SCALE ARE ILLUSTRATIVE ONLY. FINAL AREAS, ORIENTATION, DIMENSIONS, LAYOUT AND MATERIALS MAY DIFFER FROM THOSE STATED.



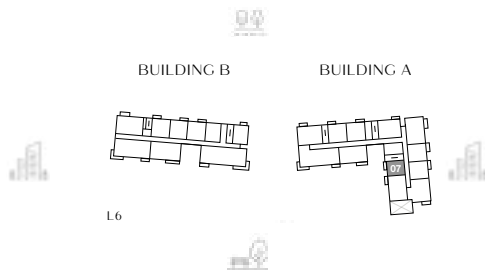


BUILDING	UNIT NUMBER	SUITE AREA		BALCONY AREA		TOTAL AREA	
		SQM	SQFT	SQM	SQFT	SQM	SQFT
A	104-204	68.15	733.56	6.64	71.47	74.79	805.03
	304	68.16	733.67	6.63	71.36	74.79	805.03
	404	68.14	733.45	6.63	71.36	74.77	804.82
	604	67.94	731.30	6.78	72.98	74.72	804.28

DISCLAIMER: PLANS, DETAILS AND UNIT ORIENTATION INCLUDED ARE INDICATIVE ONLY AND ARE SUBJECT TO CHANGE BY THE DEVELOPER/SELLER AT ITS SOLE DISCRETION WITHOUT NOTICE AND/OR LIABILITY. ALL IMAGES, INCLUDING FEATURES, FINISHES, FURNISHINGS, VIEW AND SCALE ARE ILLUSTRATIVE ONLY. FINAL AREAS, ORIENTATION, DIMENSIONS, LAYOUT AND MATERIALS MAY DIFFER FROM THOSE STATED.

I-BEDROOM TYPE F - (M)

CITY WALK
CRESTLANE

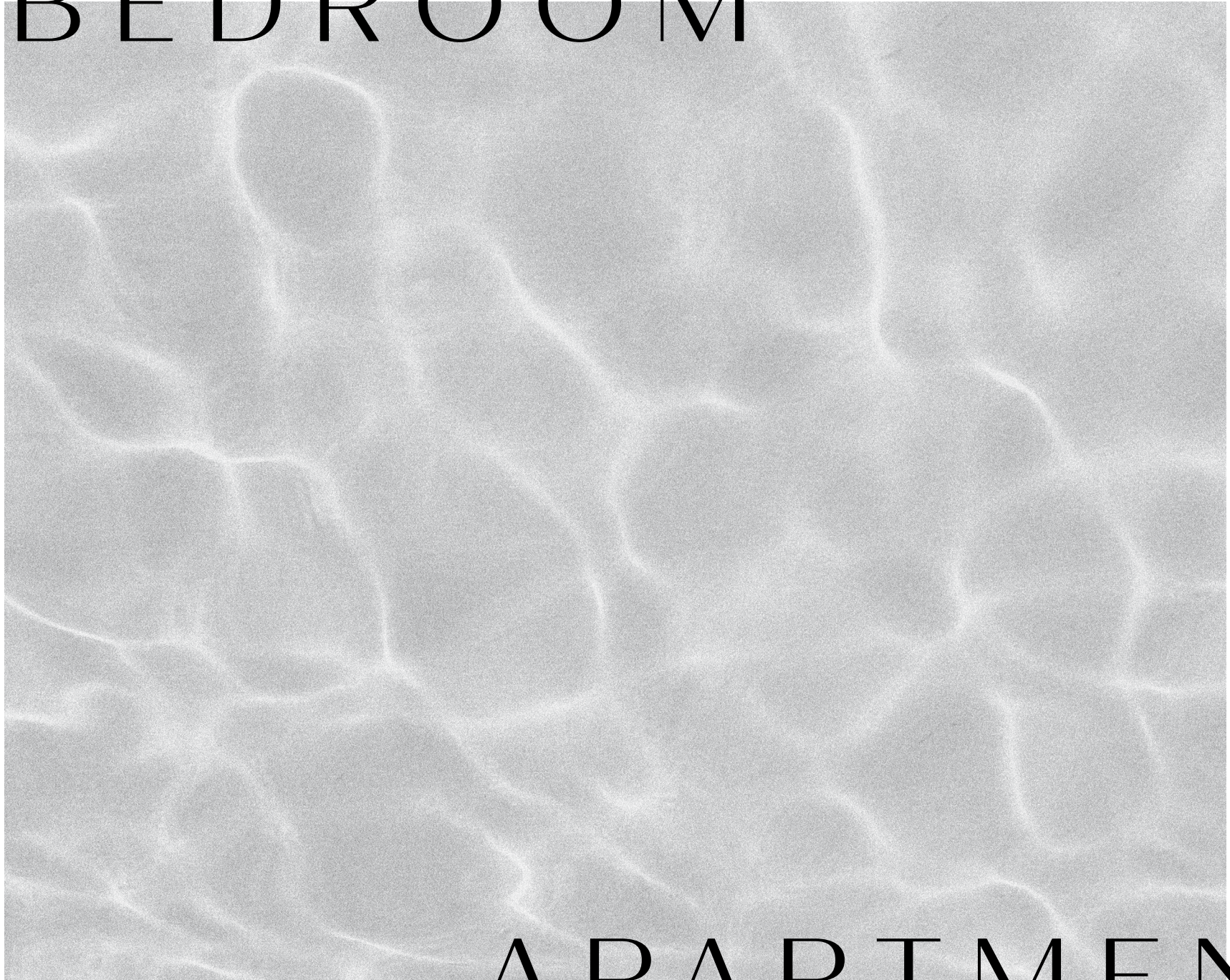


BUILDING	UNIT NUMBER	SUITE AREA		BALCONY AREA		TOTAL AREA	
		SQM	SQFT	SQM	SQFT	SQM	SQFT
A	607	68.19	733.99	6.54	70.40	74.73	804.39

DISCLAIMER: PLANS, DETAILS AND UNIT ORIENTATION INCLUDED ARE INDICATIVE ONLY AND ARE SUBJECT TO CHANGE BY THE DEVELOPER/SELLER AT ITS SOLE DISCRETION WITHOUT NOTICE AND/OR LIABILITY. ALL IMAGES, INCLUDING FEATURES, FINISHES, FURNISHINGS, VIEW AND SCALE ARE ILLUSTRATIVE ONLY. FINAL AREAS, ORIENTATION, DIMENSIONS, LAYOUT AND MATERIALS MAY DIFFER FROM THOSE STATED.



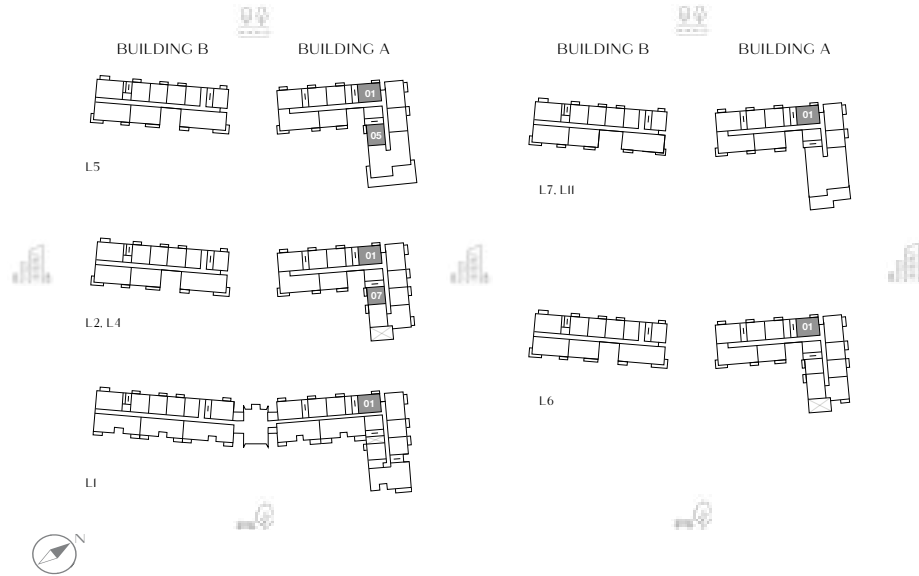
2-BEDROOM



APARTMENT

2-BEDROOM TYPE A A1, A3

CITY WALK
CRESTLANE



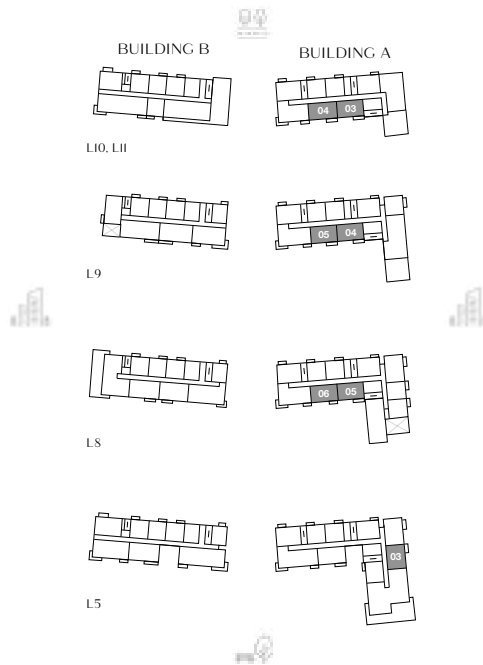
BUILDING	UNIT NUMBER	SUITE AREA		BALCONY AREA		TOTAL AREA	
		SQM	SQFT	SQM	SQFT	SQM	SQFT
A	201-901	108.99	1173.16	6.31	67.92	115.30	1241.08
	101	108.99	1173.16	6.32	68.03	115.31	1241.19
	207	103.84	1117.72	6.54	70.40	110.38	1188.12
	301	108.99	1173.16	6.17	66.41	115.16	1239.57
	307	103.84	1117.72	6.54	70.40	110.38	1188.12
	401	108.99	1173.16	6.27	67.49	115.26	1240.65
	407	103.84	1117.72	6.54	70.40	110.38	1188.12
	501	109.00	1173.27	6.31	67.92	115.31	1241.19
	505	103.84	1117.72	6.54	70.40	110.38	1188.12
	601	108.99	1173.16	6.28	67.60	115.27	1240.76
	701	109.00	1173.27	6.31	67.92	115.31	1241.19
	801	108.82	1171.33	6.31	67.92	115.13	1239.25
	1001-1101	103.78	1117.08	6.35	68.35	110.13	1185.43



DISCLAIMER: PLANS, DETAILS AND UNIT ORIENTATION INCLUDED ARE INDICATIVE ONLY AND ARE SUBJECT TO CHANGE BY THE DEVELOPER/SELLER AT ITS SOLE DISCRETION WITHOUT NOTICE AND/OR LIABILITY. ALL IMAGES, INCLUDING FEATURES, FINISHES, FURNISHINGS, VIEW AND SCALE ARE ILLUSTRATIVE ONLY. FINAL AREAS, ORIENTATION, DIMENSIONS, LAYOUT AND MATERIALS MAY DIFFER FROM THOSE STATED.

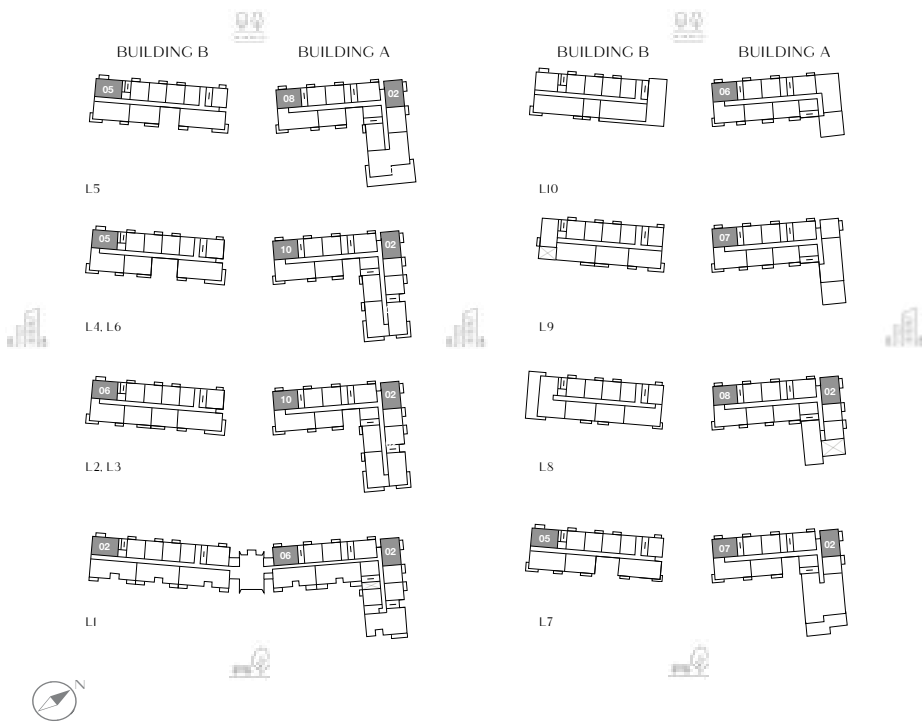
2-BEDROOM TYPE A - (M) A1, A2

CITY WALK
CRESTLANE



2-BEDROOM TYPE B

CITY WALK
CRESTLANE



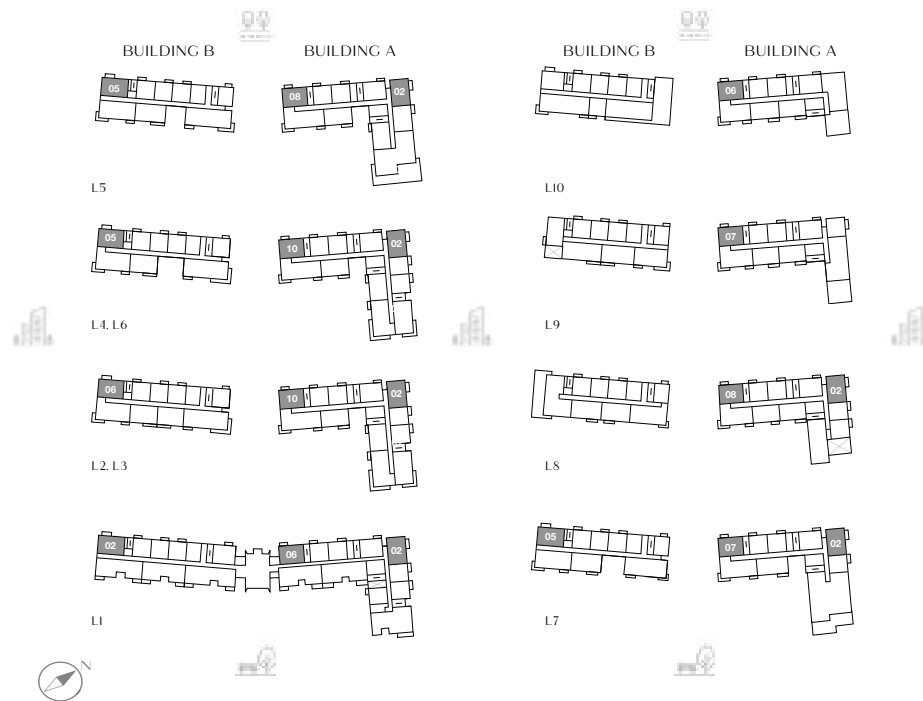
BUILDING	UNIT NUMBER	SUITE AREA		BALCONY AREA		TOTAL AREA	
		SQM	SQFT	SQM	SQFT	SQM	SQFT
A	102	103.54	1114.50	6.49	69.86	110.03	1184.35
	106-210-310-410-907-1006	103.56	1114.71	6.49	69.86	110.05	1184.57
	202-302-402	103.55	1114.60	6.49	69.86	110.04	1184.46
	502-702-802	103.55	1114.60	6.63	71.36	110.18	1185.97
	508-602	103.55	1114.60	6.60	71.04	110.15	1185.64
	610	103.56	1114.71	6.60	71.04	110.16	1185.75
	707-808	103.56	1114.71	6.63	71.36	110.19	1186.08

DISCLAIMER: PLANS, DETAILS AND UNIT ORIENTATION INCLUDED ARE INDICATIVE ONLY AND ARE SUBJECT TO CHANGE BY THE DEVELOPER/SELLER AT ITS SOLE DISCRETION WITHOUT NOTICE AND/OR LIABILITY. ALL IMAGES, INCLUDING FEATURES, FINISHES, FURNISHINGS, VIEW AND SCALE ARE ILLUSTRATIVE ONLY. FINAL AREAS, ORIENTATION, DIMENSIONS, LAYOUT AND MATERIALS MAY DIFFER FROM THOSE STATED.



2-BEDROOM TYPE B (CONTINUED)

CITY WALK
CRESTLANE

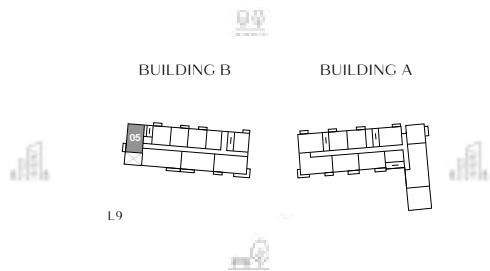


BUILDING	UNIT NUMBER	SUITE AREA		BALCONY AREA		TOTAL AREA	
		SQM	SQFT	SQM	SQFT	SQM	SQFT
B	705	103.68	1116.00	6.49	69.86	110.17	1185.86
	102	103.57	1114.82	6.35	68.35	109.92	1183.17
	206-405	103.56	1114.71	6.49	69.86	110.05	1184.57
	306-505-605	103.57	1114.82	6.49	69.86	110.06	1184.68

DISCLAIMER: PLANS, DETAILS AND UNIT ORIENTATION INCLUDED ARE INDICATIVE ONLY AND ARE SUBJECT TO CHANGE BY THE DEVELOPER/SELLER AT ITS SOLE DISCRETION WITHOUT NOTICE AND/OR LIABILITY. ALL IMAGES, INCLUDING FEATURES, FINISHES, FURNISHINGS, VIEW AND SCALE ARE ILLUSTRATIVE ONLY. FINAL AREAS, ORIENTATION, DIMENSIONS, LAYOUT AND MATERIALS MAY DIFFER FROM THOSE STATED.

2-BEDROOM TYPE C

CITY WALK
CRESTLANE



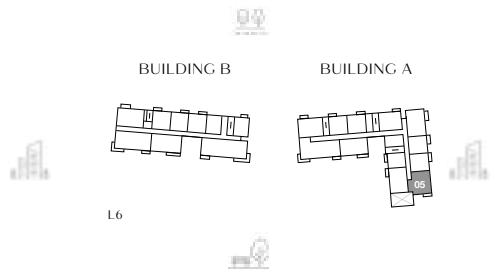
BUILDING	UNIT NUMBER	SUITE AREA		BALCONY AREA		TOTAL AREA	
		SQM	SQFT	SQM	SQFT	SQM	SQFT
B	905	111.22	1197.16	6.36	68.46	117.58	1265.62

DISCLAIMER: PLANS, DETAILS AND UNIT ORIENTATION INCLUDED ARE INDICATIVE ONLY AND ARE SUBJECT TO CHANGE BY THE DEVELOPER/SELLER AT ITS SOLE DISCRETION WITHOUT NOTICE AND/OR LIABILITY. ALL IMAGES, INCLUDING FEATURES, FINISHES, FURNISHINGS, VIEW AND SCALE ARE ILLUSTRATIVE ONLY. FINAL AREAS, ORIENTATION, DIMENSIONS, LAYOUT AND MATERIALS MAY DIFFER FROM THOSE STATED.



2-BEDROOM TYPE D

CITY WALK
CRESTLANE



BUILDING	UNIT NUMBER	SUITE AREA		BALCONY AREA		TOTAL AREA	
		SQM	SQFT	SQM	SQFT	SQM	SQFT
A	605	117.47	1264.44	8.25	88.80	125.72	1353.24

DISCLAIMER: PLANS, DETAILS AND UNIT ORIENTATION INCLUDED ARE INDICATIVE ONLY AND ARE SUBJECT TO CHANGE BY THE DEVELOPER/SELLER AT ITS SOLE DISCRETION WITHOUT NOTICE AND/OR LIABILITY. ALL IMAGES, INCLUDING FEATURES, FINISHES, FURNISHINGS, VIEW AND SCALE ARE ILLUSTRATIVE ONLY. FINAL AREAS, ORIENTATION, DIMENSIONS, LAYOUT AND MATERIALS MAY DIFFER FROM THOSE STATED.



2-BEDROOM TYPE F

CITY WALK
CRESTLANE



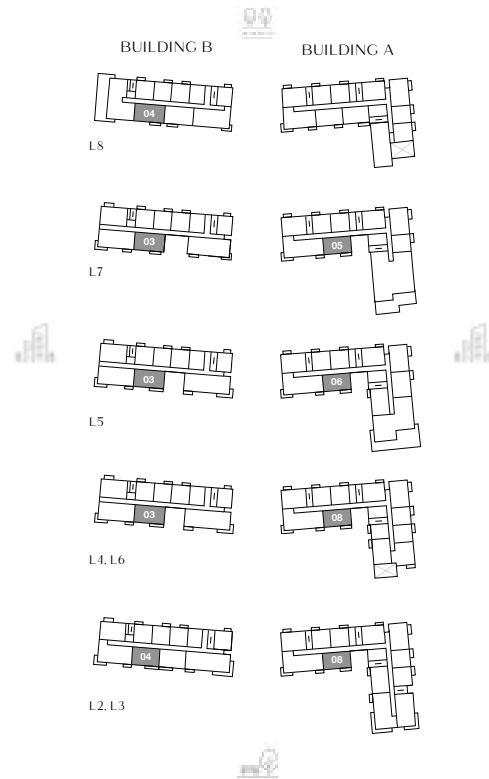
BUILDING	UNIT NUMBER	SUITE AREA		BALCONY AREA		TOTAL AREA	
		SQM	SQFT	SQM	SQFT	SQM	SQFT
A	606	103.66	1115.79	4.99	53.71	108.65	1169.50

DISCLAIMER: PLANS, DETAILS AND UNIT ORIENTATION INCLUDED ARE INDICATIVE ONLY AND ARE SUBJECT TO CHANGE BY THE DEVELOPER/SELLER AT ITS SOLE DISCRETION WITHOUT NOTICE AND/OR LIABILITY. ALL IMAGES, INCLUDING FEATURES, FINISHES, FURNISHINGS, VIEW AND SCALE ARE ILLUSTRATIVE ONLY. FINAL AREAS, ORIENTATION, DIMENSIONS, LAYOUT AND MATERIALS MAY DIFFER FROM THOSE STATED.



2-BEDROOM + MAID TYPE A

CITY WALK
CRESTLANE



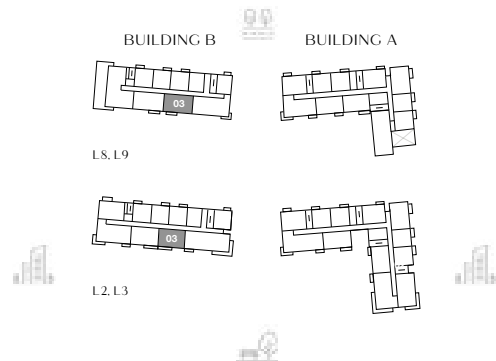
BUILDING	UNIT NUMBER	SUITE AREA		BALCONY AREA		TOTAL AREA	
		SQM	SQFT	SQM	SQFT	SQM	SQFT
A	208-408-506-705	120.67	1298.88	8.29	89.23	128.96	1388.11
	308	120.69	1299.10	8.29	89.23	128.98	1388.33
	608	120.67	1298.88	8.28	89.13	128.95	1388.01
B	204-304-804	120.49	1296.94	8.27	89.02	128.76	1385.96
	403	120.12	1292.96	8.27	89.02	128.39	1381.98
	503-603	120.09	1292.64	8.27	89.02	128.36	1381.66
	703	120.67	1298.88	8.27	89.02	128.94	1387.90

DISCLAIMER: PLANS, DETAILS AND UNIT ORIENTATION INCLUDED ARE INDICATIVE ONLY AND ARE SUBJECT TO CHANGE BY THE DEVELOPER/SELLER AT ITS SOLE DISCRETION WITHOUT NOTICE AND/OR LIABILITY. ALL IMAGES, INCLUDING FEATURES, FINISHES, FURNISHINGS, VIEW AND SCALE ARE ILLUSTRATIVE ONLY. FINAL AREAS, ORIENTATION, DIMENSIONS, LAYOUT AND MATERIALS MAY DIFFER FROM THOSE STATED.



2-BEDROOM + MAID TYPE A - (M)

CITY WALK
CRESTLANE



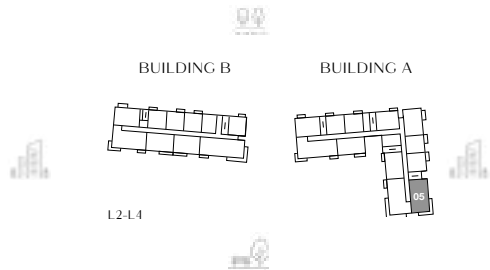
BUILDING	UNIT NUMBER	SUITE AREA		BALCONY AREA		TOTAL AREA	
		SQM	SQFT	SQM	SQFT	SQM	SQFT
B	203-303-803-903	120.87	1301.03	9.88	106.35	130.75	1407.38

DISCLAIMER: PLANS, DETAILS AND UNIT ORIENTATION INCLUDED ARE INDICATIVE ONLY AND ARE SUBJECT TO CHANGE BY THE DEVELOPER/SELLER AT ITS SOLE DISCRETION WITHOUT NOTICE AND/OR LIABILITY. ALL IMAGES, INCLUDING FEATURES, FINISHES, FURNISHINGS, VIEW AND SCALE ARE ILLUSTRATIVE ONLY. FINAL AREAS, ORIENTATION, DIMENSIONS, LAYOUT AND MATERIALS MAY DIFFER FROM THOSE STATED.



2-BEDROOM + MAID TYPE B

CITY WALK
CRESTLANE




BUILDING	UNIT NUMBER	SUITE AREA		BALCONY AREA		TOTAL AREA	
		SQM	SQFT	SQM	SQFT	SQM	SQFT
A	205	124.45	1339.57	13.88	149.40	138.33	1488.97
	305	124.45	1339.57	14.21	152.96	138.66	1492.52
	405	124.47	1339.78	14.21	152.96	138.68	1492.74

DISCLAIMER: PLANS, DETAILS AND UNIT ORIENTATION INCLUDED ARE INDICATIVE ONLY AND ARE SUBJECT TO CHANGE BY THE DEVELOPER/SELLER AT ITS SOLE DISCRETION WITHOUT NOTICE AND/OR LIABILITY. ALL IMAGES, INCLUDING FEATURES, FINISHES, FURNISHINGS, VIEW AND SCALE ARE ILLUSTRATIVE ONLY. FINAL AREAS, ORIENTATION, DIMENSIONS, LAYOUT AND MATERIALS MAY DIFFER FROM THOSE STATED.



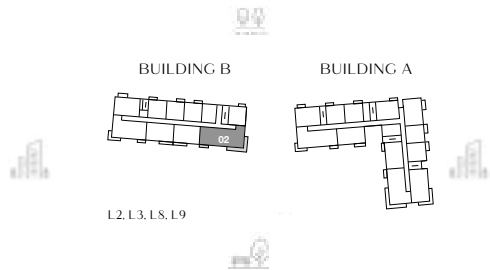
3 - BEDROOM



APARTMENT

3-BEDROOM TYPE A

CITY WALK
CRESTLANE



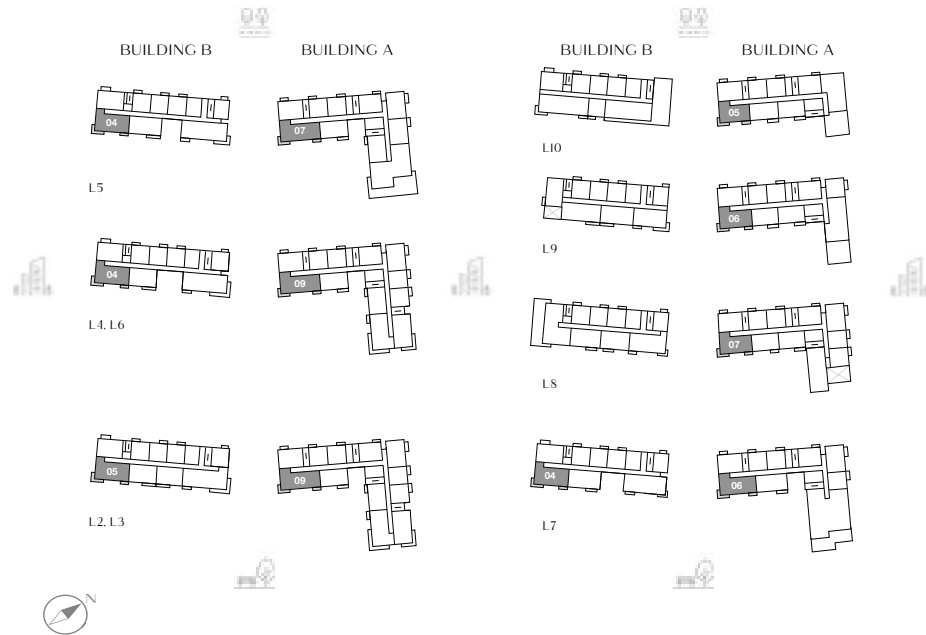
BUILDING	UNIT NUMBER	SUITE AREA		BALCONY AREA		TOTAL AREA	
		SQM	SQFT	SQM	SQFT	SQM	SQFT
B	202	147.92	1592.20	20.20	217.43	168.12	1809.63
	302	147.91	1592.09	20.19	217.32	168.10	1809.41
	802	147.90	1591.98	20.20	217.43	168.10	1809.41
	902	147.82	1591.12	20.19	217.32	168.01	1808.44

DISCLAIMER: PLANS, DETAILS AND UNIT ORIENTATION INCLUDED ARE INDICATIVE ONLY AND ARE SUBJECT TO CHANGE BY THE DEVELOPER/SELLER AT ITS SOLE DISCRETION WITHOUT NOTICE AND/OR LIABILITY. ALL IMAGES, INCLUDING FEATURES, FINISHES, FURNISHINGS, VIEW AND SCALE ARE ILLUSTRATIVE ONLY. FINAL AREAS, ORIENTATION, DIMENSIONS, LAYOUT AND MATERIALS MAY DIFFER FROM THOSE STATED.



3-BEDROOM TYPE A - (M)

CITY WALK
CRESTLANE



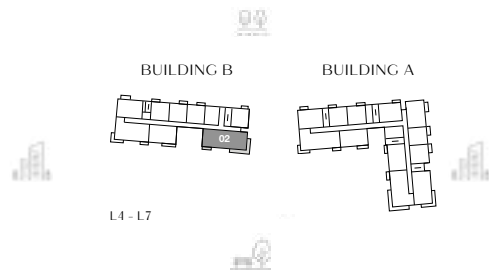
BUILDING	UNIT NUMBER	SUITE AREA		BALCONY AREA		TOTAL AREA	
		SQM	SQFT	SQM	SQFT	SQM	SQFT
A	209	148.04	1593.49	20.09	216.25	168.13	1809.74
	309	148.07	1593.81	19.73	212.37	167.80	1806.18
	409	148.07	1593.81	20.05	215.82	168.12	1809.63
	507	148.09	1594.03	20.02	215.49	168.11	1809.52
	609	148.07	1593.81	20.01	215.39	168.08	1809.20
	706	148.07	1593.81	20.09	216.25	168.16	1810.06
	807	148.07	1593.81	20.19	217.32	168.26	1811.14
	906	148.06	1593.70	20.20	217.43	168.26	1811.14
	1005	148.07	1593.81	20.20	217.43	168.27	1811.24
B	205-305-404-504-604-704	148.06	1593.70	20.20	217.43	168.26	1811.14

DISCLAIMER: PLANS, DETAILS AND UNIT ORIENTATION INCLUDED ARE INDICATIVE ONLY AND ARE SUBJECT TO CHANGE BY THE DEVELOPER/SELLER AT ITS SOLE DISCRETION WITHOUT NOTICE AND/OR LIABILITY. ALL IMAGES, INCLUDING FEATURES, FINISHES, FURNISHINGS, VIEW AND SCALE ARE ILLUSTRATIVE ONLY. FINAL AREAS, ORIENTATION, DIMENSIONS, LAYOUT AND MATERIALS MAY DIFFER FROM THOSE STATED.



3-BEDROOM TYPE B

CITY WALK
CRESTLANE



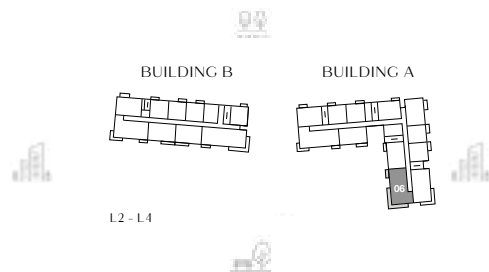
BUILDING	UNIT NUMBER	SUITE AREA		BALCONY AREA		TOTAL AREA	
		SQM	SQFT	SQM	SQFT	SQM	SQFT
B	402-502-602-702	180.30	1940.73	21.71	233.68	202.01	2174.42

DISCLAIMER: PLANS, DETAILS AND UNIT ORIENTATION INCLUDED ARE INDICATIVE ONLY AND ARE SUBJECT TO CHANGE BY THE DEVELOPER/SELLER AT ITS SOLE DISCRETION WITHOUT NOTICE AND/OR LIABILITY. ALL IMAGES, INCLUDING FEATURES, FINISHES, FURNISHINGS, VIEW AND SCALE ARE ILLUSTRATIVE ONLY. FINAL AREAS, ORIENTATION, DIMENSIONS, LAYOUT AND MATERIALS MAY DIFFER FROM THOSE STATED.



3-BEDROOM TYPE C

CITY WALK
CRESTLANE



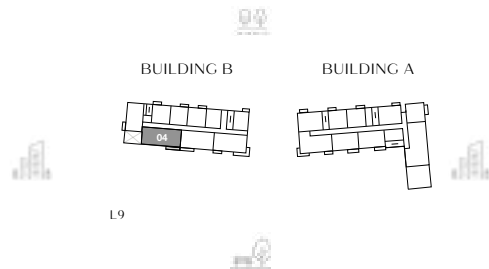
BUILDING	UNIT NUMBER	SUITE AREA		BALCONY AREA		TOTAL AREA	
		SQM	SQFT	SQM	SQFT	SQM	SQFT
A	206	147.37	1586.28	33.92	365.11	181.29	1951.39
	306	147.34	1585.95	33.88	364.68	181.22	1950.64
	406	147.37	1586.28	33.76	363.39	181.13	1949.67

DISCLAIMER: PLANS, DETAILS AND UNIT ORIENTATION INCLUDED ARE INDICATIVE ONLY AND ARE SUBJECT TO CHANGE BY THE DEVELOPER/SELLER AT ITS SOLE DISCRETION WITHOUT NOTICE AND/OR LIABILITY. ALL IMAGES, INCLUDING FEATURES, FINISHES, FURNISHINGS, VIEW AND SCALE ARE ILLUSTRATIVE ONLY. FINAL AREAS, ORIENTATION, DIMENSIONS, LAYOUT AND MATERIALS MAY DIFFER FROM THOSE STATED.



3-BEDROOM TYPE D

CITY WALK
CRESTLANE



BUILDING	UNIT NUMBER	SUITE AREA		BALCONY AREA		TOTAL AREA	
		SQM	SQFT	SQM	SQFT	SQM	SQFT
B	904	154.03	1657.97	8.27	89.02	162.30	1746.98

DISCLAIMER: PLANS, DETAILS AND UNIT ORIENTATION INCLUDED ARE INDICATIVE ONLY AND ARE SUBJECT TO CHANGE BY THE DEVELOPER/SELLER AT ITS SOLE DISCRETION WITHOUT NOTICE AND/OR LIABILITY. ALL IMAGES, INCLUDING FEATURES, FINISHES, FURNISHINGS, VIEW AND SCALE ARE ILLUSTRATIVE ONLY. FINAL AREAS, ORIENTATION, DIMENSIONS, LAYOUT AND MATERIALS MAY DIFFER FROM THOSE STATED.

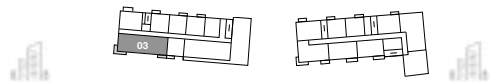




CITY WALK
CRESTLANE



BUILDING A



L10

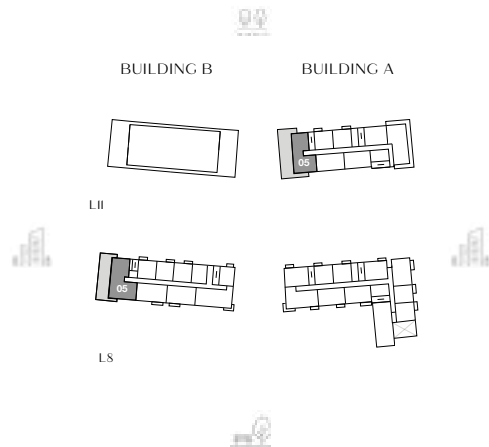


Building	Unit Number	Suite Area		Balcony Area		Total Area	
		SqM	SqFt	SqM	SqFt	SqM	SqFt
B (With Double-Height Void)	1003 (Lower Level)	173.66	1869.26	20.96	225.61	194.62	2094.87
	1003 (Upper Level)	4.20	45.21	0.00	0.00	4.20	45.21
	1003 (Total)	177.86	1914.47	20.96	225.61	198.82	2140.08



3-BEDROOM TYPE F

CITY WALK
CRESTLANE



BUILDING	UNIT NUMBER	SUITE AREA		BALCONY AREA		TOTAL AREA	
		SQM	SQFT	SQM	SQFT	SQM	SQFT
A (With Double-Height Void)	1105 (Lower Level)	189.54	2040.19	127.84	1376.06	317.38	3416.25
	1105 (Upper Level)	3.23	34.77	0.00	0.00	3.23	34.77
	1105 (Total)	192.77	2074.96	127.84	1376.06	320.61	3451.02
B (With Double-Height Void)	805 (Lower Level)	189.48	2039.55	127.87	1376.38	317.35	3415.93
	805 (Upper Level)	3.50	37.67	0.00	0.00	3.50	37.67
	805 (Total)	192.98	2077.22	127.87	1376.38	320.85	3453.60



DISCLAIMER: PLANS, DETAILS AND UNIT ORIENTATION INCLUDED ARE INDICATIVE ONLY AND ARE SUBJECT TO CHANGE BY THE DEVELOPER/SELLER AT ITS SOLE DISCRETION WITHOUT NOTICE AND/OR LIABILITY. ALL IMAGES, INCLUDING FEATURES, FINISHES, FURNISHINGS, VIEW AND SCALE ARE ILLUSTRATIVE ONLY. FINAL AREAS, ORIENTATION, DIMENSIONS, LAYOUT AND MATERIALS MAY DIFFER FROM THOSE STATED.



3-BEDROOM TYPE C

CITY WALK
CRESTLANE



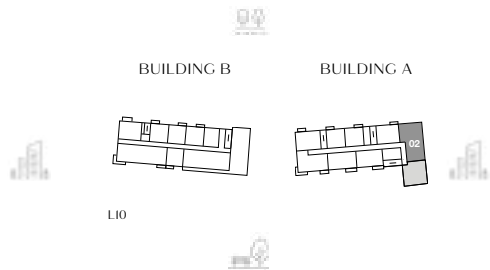
BUILDING	UNIT NUMBER	SUITE AREA		BALCONY AREA		TOTAL AREA	
		SQM	SQFT	SQM	SQFT	SQM	SQFT
B (With Double-Height Void)	I00I (Lower Level)	176.54	1900.26	230.03	2476.02	406.57	4376.28
	I00I (Upper Level)	4.08	43.92	0.00	0.00	4.08	43.92
	I00I (Total)	180.62	1944.18	230.03	2476.02	410.65	4420.20

DISCLAIMER: PLANS, DETAILS AND UNIT ORIENTATION INCLUDED ARE INDICATIVE ONLY AND ARE SUBJECT TO CHANGE BY THE DEVELOPER/SELLER AT ITS SOLE DISCRETION WITHOUT NOTICE AND/OR LIABILITY. ALL IMAGES, INCLUDING FEATURES, FINISHES, FURNISHINGS, VIEW AND SCALE ARE ILLUSTRATIVE ONLY. FINAL AREAS, ORIENTATION, DIMENSIONS, LAYOUT AND MATERIALS MAY DIFFER FROM THOSE STATED.



3-BEDROOM TYPE K

CITY WALK
CRESTLANE



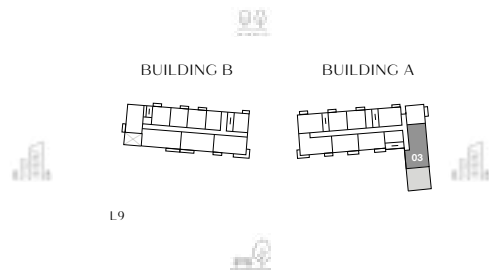
BUILDING	UNIT NUMBER	SUITE AREA		BALCONY AREA		TOTAL AREA	
		SQM	SQFT	SQM	SQFT	SQM	SQFT
A	1002	177.77	1913.50	90.38	972.84	268.15	2886.34

DISCLAIMER: PLANS, DETAILS AND UNIT ORIENTATION INCLUDED ARE INDICATIVE ONLY AND ARE SUBJECT TO CHANGE BY THE DEVELOPER/SELLER AT ITS SOLE DISCRETION WITHOUT NOTICE AND/OR LIABILITY. ALL IMAGES, INCLUDING FEATURES, FINISHES, FURNISHINGS, VIEW AND SCALE ARE ILLUSTRATIVE ONLY. FINAL AREAS, ORIENTATION, DIMENSIONS, LAYOUT AND MATERIALS MAY DIFFER FROM THOSE STATED.



3-BEDROOM TYPE L

CITY WALK
CRESTLANE



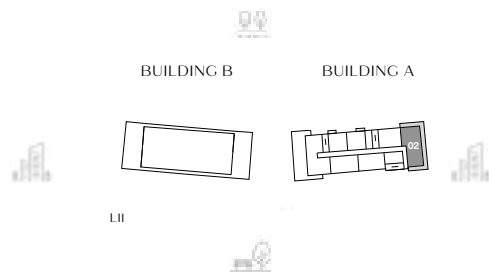
BUILDING	UNIT NUMBER	SUITE AREA		BALCONY AREA		TOTAL AREA	
		SQM	SQFT	SQM	SQFT	SQM	SQFT
A	903	176.87	1903.81	75.16	809.02	252.03	2712.83

DISCLAIMER: PLANS, DETAILS AND UNIT ORIENTATION INCLUDED ARE INDICATIVE ONLY AND ARE SUBJECT TO CHANGE BY THE DEVELOPER/SELLER AT ITS SOLE DISCRETION WITHOUT NOTICE AND/OR LIABILITY. ALL IMAGES, INCLUDING FEATURES, FINISHES, FURNISHINGS, VIEW AND SCALE ARE ILLUSTRATIVE ONLY. FINAL AREAS, ORIENTATION, DIMENSIONS, LAYOUT AND MATERIALS MAY DIFFER FROM THOSE STATED.



3-BEDROOM TYPE M

CITY WALK
CRESTLANE

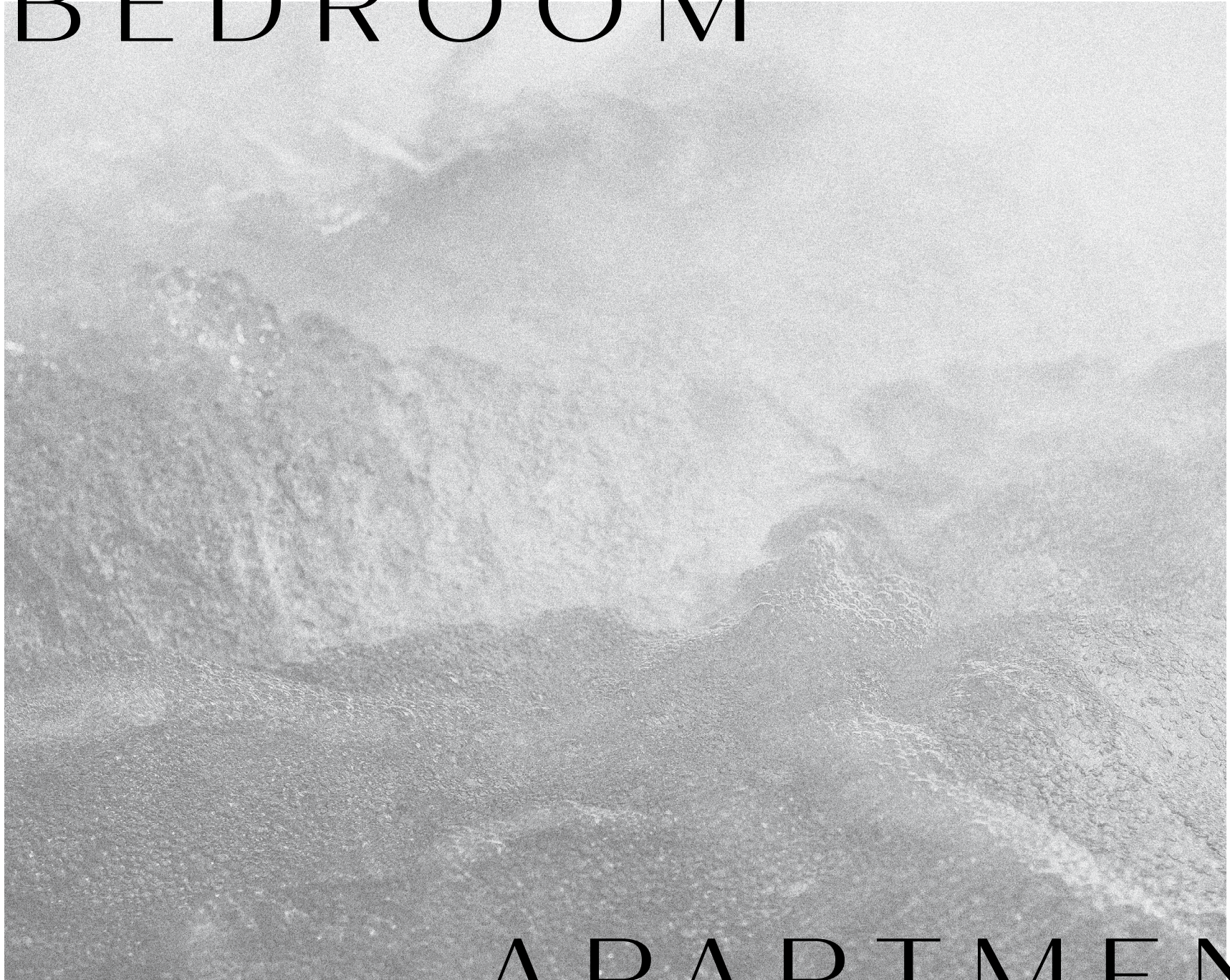


BUILDING	UNIT NUMBER	SUITE AREA		BALCONY AREA		TOTAL AREA	
		SQM	SQFT	SQM	SQFT	SQM	SQFT
A (With Double-Height Void)	1102 (Lower Level)	177.87	1914.58	52.32	563.17	230.19	2477.74
	1102 (Upper Level)	3.15	33.91	0.00	0.00	3.15	33.91
	1102 (Total)	181.02	1948.48	52.32	563.17	233.34	2511.65

DISCLAIMER: PLANS, DETAILS AND UNIT ORIENTATION INCLUDED ARE INDICATIVE ONLY AND ARE SUBJECT TO CHANGE BY THE DEVELOPER/SELLER AT ITS SOLE DISCRETION WITHOUT NOTICE AND/OR LIABILITY. ALL IMAGES, INCLUDING FEATURES, FINISHES, FURNISHINGS, VIEW AND SCALE ARE ILLUSTRATIVE ONLY. FINAL AREAS, ORIENTATION, DIMENSIONS, LAYOUT AND MATERIALS MAY DIFFER FROM THOSE STATED.



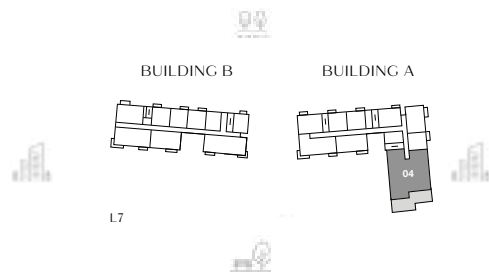
4 - BEDROOM



APARTMENT

4-BEDROOM TYPE A

CITY WALK
CRESTLANE



BUILDING	UNIT NUMBER	SUITE AREA		BALCONY AREA		TOTAL AREA	
		SQM	SQFT	SQM	SQFT	SQM	SQFT
A (With Double-Height Void)	704 (Lower Level)	277.46	2986.55	166.12	1788.10	443.58	4774.66
	704 (Upper Level)	4.21	45.32	0.00	0.00	4.21	45.32
	704 (Total)	281.67	3031.87	166.12	1788.10	447.79	4819.97

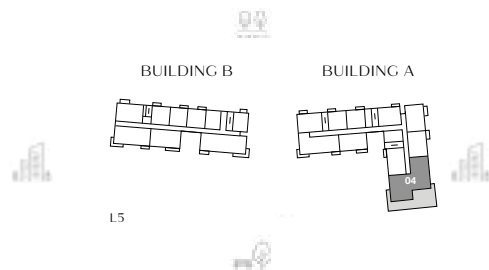


DISCLAIMER: PLANS, DETAILS AND UNIT ORIENTATION INCLUDED ARE INDICATIVE ONLY AND ARE SUBJECT TO CHANGE BY THE DEVELOPER/SELLER AT ITS SOLE DISCRETION WITHOUT NOTICE AND/OR LIABILITY. ALL IMAGES, INCLUDING FEATURES, FINISHES, FURNISHINGS, VIEW AND SCALE ARE ILLUSTRATIVE ONLY. FINAL AREAS, ORIENTATION, DIMENSIONS, LAYOUT AND MATERIALS MAY DIFFER FROM THOSE STATED.



4-BEDROOM TYPE B

CITY WALK
CRESTLANE



BUILDING	UNIT NUMBER	SUITE AREA		BALCONY AREA		TOTAL AREA	
		SQM	SQFT	SQM	SQFT	SQM	SQFT
A (With Double-Height Void)	504 (Lower Level)	275.07	2960.83	150.61	1621.15	425.68	4581.98
	504 (Upper Level)	5.27	56.73	0.00	0.00	5.27	56.73
	504 (Total)	280.34	3017.55	150.61	1621.15	430.95	4638.71

DISCLAIMER: PLANS, DETAILS AND UNIT ORIENTATION INCLUDED ARE INDICATIVE ONLY AND ARE SUBJECT TO CHANGE BY THE DEVELOPER/SELLER AT ITS SOLE DISCRETION WITHOUT NOTICE AND/OR LIABILITY. ALL IMAGES, INCLUDING FEATURES, FINISHES, FURNISHINGS, VIEW AND SCALE ARE ILLUSTRATIVE ONLY. FINAL AREAS, ORIENTATION, DIMENSIONS, LAYOUT AND MATERIALS MAY DIFFER FROM THOSE STATED.



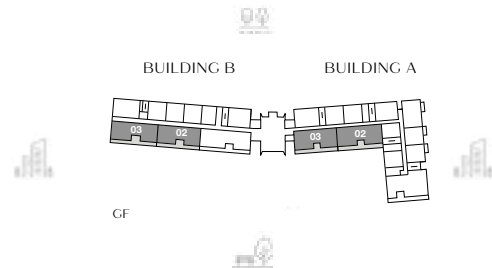
4 - BEDROOM



DUPLEX

DUPLEX TYPE A LOWER LEVEL

CITY WALK
CRESTLANE



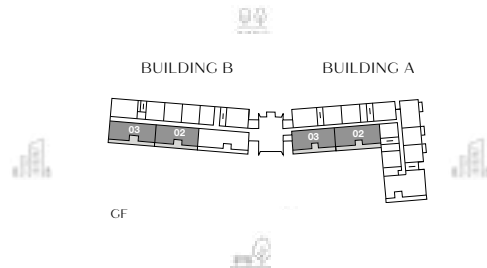
BUILDING	UNIT NUMBER	SUITE AREA		BALCONY AREA		TOTAL AREA	
		SQM	SQFT	SQM	SQFT	SQM	SQFT
A (With Double-Height Void)	G02 (Lower Level)	168.76	1816.52	100.35	1080.16	269.11	2896.68
	G02 (Upper Level)	147.67	1589.51	10.41	112.05	158.08	1701.56
	G02 (Total)	316.43	3406.02	110.76	1192.21	427.19	4598.23
A (With Double-Height Void)	G03 (Lower Level)	168.38	1812.43	100.22	1078.76	268.60	2891.19
	G03 (Upper Level)	147.29	1585.42	10.34	111.30	157.63	1696.72
	G03 (Total)	315.67	3397.84	110.56	1190.06	426.23	4587.90

BUILDING	UNIT NUMBER	SUITE AREA		BALCONY AREA		TOTAL AREA	
		SQM	SQFT	SQM	SQFT	SQM	SQFT
B (With Double-Height Void)	G02 (Lower Level)	168.45	1813.18	100.15	1078.01	268.60	2891.19
	G02 (Upper Level)	147.35	1586.06	10.36	111.51	157.71	1697.58
	G02 (Total)	315.80	3399.24	110.51	1189.52	426.31	4588.76
B (With Double-Height Void)	G03 (Lower Level)	168.38	1812.43	100.22	1078.76	268.60	2891.19
	G03 (Upper Level)	147.29	1585.42	10.34	111.30	157.63	1696.72
	G03 (Total)	315.67	3397.84	110.56	1190.06	426.23	4587.90

DISCLAIMER: PLANS, DETAILS AND UNIT ORIENTATION INCLUDED ARE INDICATIVE ONLY AND ARE SUBJECT TO CHANGE BY THE DEVELOPER/SELLER AT ITS SOLE DISCRETION WITHOUT NOTICE AND/OR LIABILITY. ALL IMAGES, INCLUDING FEATURES, FINISHES, FURNISHINGS, VIEW AND SCALE ARE ILLUSTRATIVE ONLY. FINAL AREAS, ORIENTATION, DIMENSIONS, LAYOUT AND MATERIALS MAY DIFFER FROM THOSE STATED.

DUPLEX TYPE A UPPER LEVEL

CITY WALK
CRESTLANE



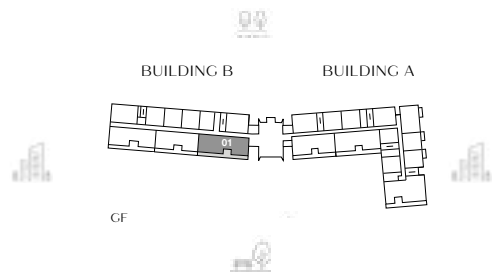
BUILDING	UNIT NUMBER	SUITE AREA		BALCONY AREA		TOTAL AREA	
		SQM	SQFT	SQM	SQFT	SQM	SQFT
A (With Double-Height Void)	G02 (Lower Level)	168.76	1816.52	100.35	1080.16	269.11	2896.68
	G02 (Upper Level)	147.67	1589.51	10.41	112.05	158.08	1701.56
	G02 (Total)	316.43	3406.02	110.76	1192.21	427.19	4598.23
A (With Double-Height Void)	G03 (Lower Level)	168.38	1812.43	100.22	1078.76	268.60	2891.19
	G03 (Upper Level)	147.29	1585.42	10.34	111.30	157.63	1696.72
	G03 (Total)	315.67	3397.84	110.56	1190.06	426.23	4587.90

BUILDING	UNIT NUMBER	SUITE AREA		BALCONY AREA		TOTAL AREA	
		SQM	SQFT	SQM	SQFT	SQM	SQFT
B (With Double-Height Void)	G02 (Lower Level)	168.45	1813.18	100.15	1078.01	268.60	2891.19
	G02 (Upper Level)	147.35	1586.06	10.36	111.51	157.71	1697.58
	G02 (Total)	315.80	3399.24	110.51	1189.52	426.31	4588.76
B (With Double-Height Void)	G03 (Lower Level)	168.38	1812.43	100.22	1078.76	268.60	2891.19
	G03 (Upper Level)	147.29	1585.42	10.34	111.30	157.63	1696.72
	G03 (Total)	315.67	3397.84	110.56	1190.06	426.23	4587.90

DISCLAIMER: PLANS, DETAILS AND UNIT ORIENTATION INCLUDED ARE INDICATIVE ONLY AND ARE SUBJECT TO CHANGE BY THE DEVELOPER/SELLER AT ITS SOLE DISCRETION WITHOUT NOTICE AND/OR LIABILITY. ALL IMAGES, INCLUDING FEATURES, FINISHES, FURNISHINGS, VIEW AND SCALE ARE ILLUSTRATIVE ONLY. FINAL AREAS, ORIENTATION, DIMENSIONS, LAYOUT AND MATERIALS MAY DIFFER FROM THOSE STATED.

DUPLEX TYPE A LOWER LEVEL - (M)

CITY WALK
CRESTLANE



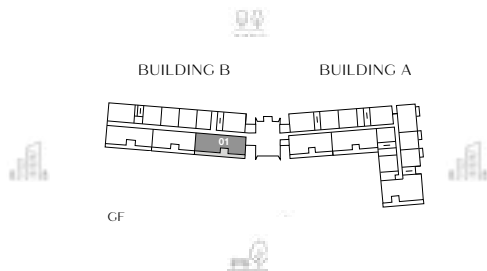
BUILDING	UNIT NUMBER	SUITE AREA		BALCONY AREA		TOTAL AREA	
		SQM	SQFT	SQM	SQFT	SQM	SQFT
B (With Double-Height Void)	G01 (Lower Level)	168.39	1812.53	100.22	1078.76	268.61	2891.29
	G01 (Upper Level)	147.29	1585.42	10.34	111.30	157.63	1696.72
	G01 (Total)	315.68	3397.95	110.56	1190.06	426.24	4588.01

DISCLAIMER: PLANS, DETAILS AND UNIT ORIENTATION INCLUDED ARE INDICATIVE ONLY AND ARE SUBJECT TO CHANGE BY THE DEVELOPER/SELLER AT ITS SOLE DISCRETION WITHOUT NOTICE AND/OR LIABILITY. ALL IMAGES, INCLUDING FEATURES, FINISHES, FURNISHINGS, VIEW AND SCALE ARE ILLUSTRATIVE ONLY. FINAL AREAS, ORIENTATION, DIMENSIONS, LAYOUT AND MATERIALS MAY DIFFER FROM THOSE STATED.



DUPLEX TYPE A UPPER LEVEL - (M)

CITY WALK
CRESTLANE



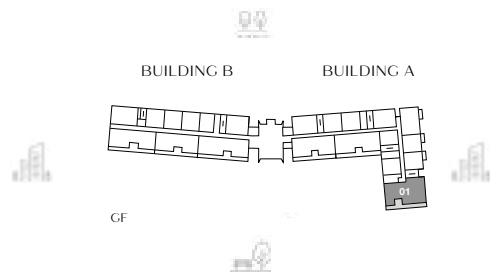
BUILDING	UNIT NUMBER	SUITE AREA		BALCONY AREA		TOTAL AREA	
		SQM	SQFT	SQM	SQFT	SQM	SQFT
B (With Double-Height Void)	G01 (Lower Level)	168.39	1812.53	100.22	1078.76	268.61	2891.29
	G01 (Upper Level)	147.29	1585.42	10.34	111.30	157.63	1696.72
	G01 (Total)	315.68	3397.95	110.56	1190.06	426.24	4588.01

DISCLAIMER: PLANS, DETAILS AND UNIT ORIENTATION INCLUDED ARE INDICATIVE ONLY AND ARE SUBJECT TO CHANGE BY THE DEVELOPER/SELLER AT ITS SOLE DISCRETION WITHOUT NOTICE AND/OR LIABILITY. ALL IMAGES, INCLUDING FEATURES, FINISHES, FURNISHINGS, VIEW AND SCALE ARE ILLUSTRATIVE ONLY. FINAL AREAS, ORIENTATION, DIMENSIONS, LAYOUT AND MATERIALS MAY DIFFER FROM THOSE STATED.



DUPLEX TYPE B LOWER LEVEL

CITY WALK
CRESTLANE



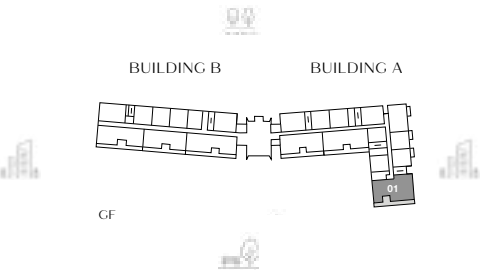
BUILDING	UNIT NUMBER	SUITE AREA		BALCONY AREA		TOTAL AREA	
		SQM	SQFT	SQM	SQFT	SQM	SQFT
A (With Double-Height Void)	G01 (Lower Level)	177.63	1911.99	92.42	994.80	270.05	2906.79
	G01 (Upper Level)	187.10	2013.93	6.06	65.23	193.16	2079.16
	G01 (Total)	364.73	3925.92	98.48	1060.03	463.21	4985.95

DISCLAIMER: PLANS, DETAILS AND UNIT ORIENTATION INCLUDED ARE INDICATIVE ONLY AND ARE SUBJECT TO CHANGE BY THE DEVELOPER/SELLER AT ITS SOLE DISCRETION WITHOUT NOTICE AND/OR LIABILITY. ALL IMAGES, INCLUDING FEATURES, FINISHES, FURNISHINGS, VIEW AND SCALE ARE ILLUSTRATIVE ONLY. FINAL AREAS, ORIENTATION, DIMENSIONS, LAYOUT AND MATERIALS MAY DIFFER FROM THOSE STATED.



DUPLEX TYPE B UPPER LEVEL


CITY WALK
CRESTLANE



BUILDING	UNIT NUMBER	SUITE AREA		BALCONY AREA		TOTAL AREA	
		SQM	SQFT	SQM	SQFT	SQM	SQFT
A (With Double-Height Void)	G01 (Lower Level)	177.63	1911.99	92.42	994.80	270.05	2906.79
	G01 (Upper Level)	187.10	2013.93	6.06	65.23	193.16	2079.16
	G01 (Total)	364.73	3925.92	98.48	1060.03	463.21	4985.95

DISCLAIMER: PLANS, DETAILS AND UNIT ORIENTATION INCLUDED ARE INDICATIVE ONLY AND ARE SUBJECT TO CHANGE BY THE DEVELOPER/SELLER AT ITS SOLE DISCRETION WITHOUT NOTICE AND/OR LIABILITY. ALL IMAGES, INCLUDING FEATURES, FINISHES, FURNISHINGS, VIEW AND SCALE ARE ILLUSTRATIVE ONLY. FINAL AREAS, ORIENTATION, DIMENSIONS, LAYOUT AND MATERIALS MAY DIFFER FROM THOSE STATED.





CITY WALK
CRESTLANE

FLOOR PLANS

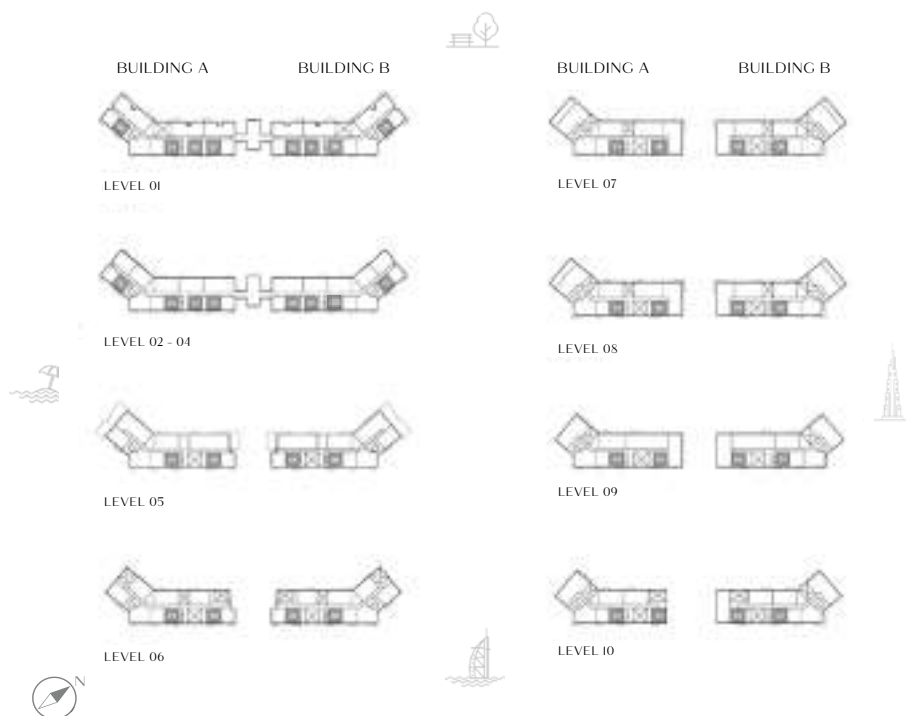
CRESTLANE I

1-BEDROOM



APARTMENT

I-BEDROOM TYPE A



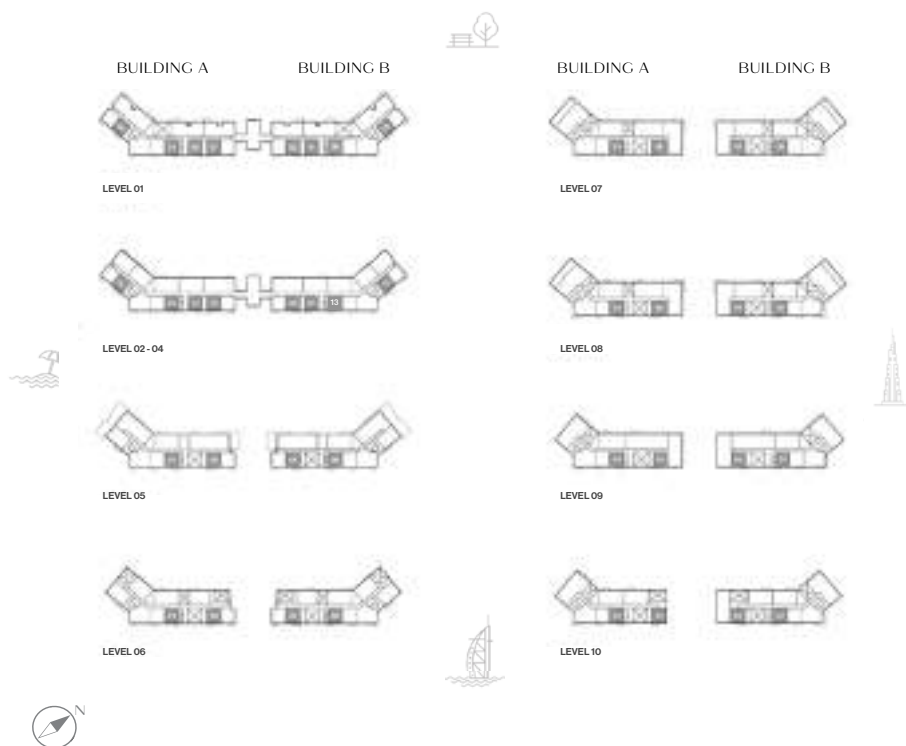
BUILDING	UNIT NUMBER	SUITE AREA		BALCONY AREA		TOTAL AREA	
		SQM	SQFT	SQM	SQFT	SQM	SQFT
I-Bedroom Type A							
A	108-213-313-413	69.46	747.66	6.33	68.14	75.79	815.80
	204	68.32	735.39	7.99	86.00	76.31	821.39
	304-404	68.32	735.39	8.00	86.11	76.32	821.50
	104	68.32	735.39	8.07	86.86	76.39	822.26
	101-201-301-401-501-601-701-801	68.71	739.59	7.72	83.10	76.43	822.69
	901-1001	68.71	739.59	8.38	90.20	77.09	829.79
I-Bedroom Type A (Mirrored)							
A	808	68.71	739.59	8.03	86.43	76.74	826.02
	107-212-312-412-509-609-708	68.71	739.59	8.10	87.19	76.81	826.78
	907	68.92	741.85	8.03	86.43	76.95	828.28
	1007	68.92	741.85	8.04	86.54	76.96	828.39



DISCLAIMER: PLANS, DETAILS AND UNIT ORIENTATION INCLUDED ARE INDICATIVE ONLY AND ARE SUBJECT TO CHANGE BY THE DEVELOPER/SELLER AT ITS SOLE DISCRETION WITHOUT NOTICE AND/OR LIABILITY. ALL IMAGES, INCLUDING FEATURES, FINISHES, FURNISHINGS, VIEW AND SCALE ARE ILLUSTRATIVE ONLY. FINAL AREAS, ORIENTATION, DIMENSIONS, LAYOUT AND MATERIALS MAY DIFFER FROM THOSE STATED.

CITY WALK
CRESTLANE

I-BEDROOM TYPE A

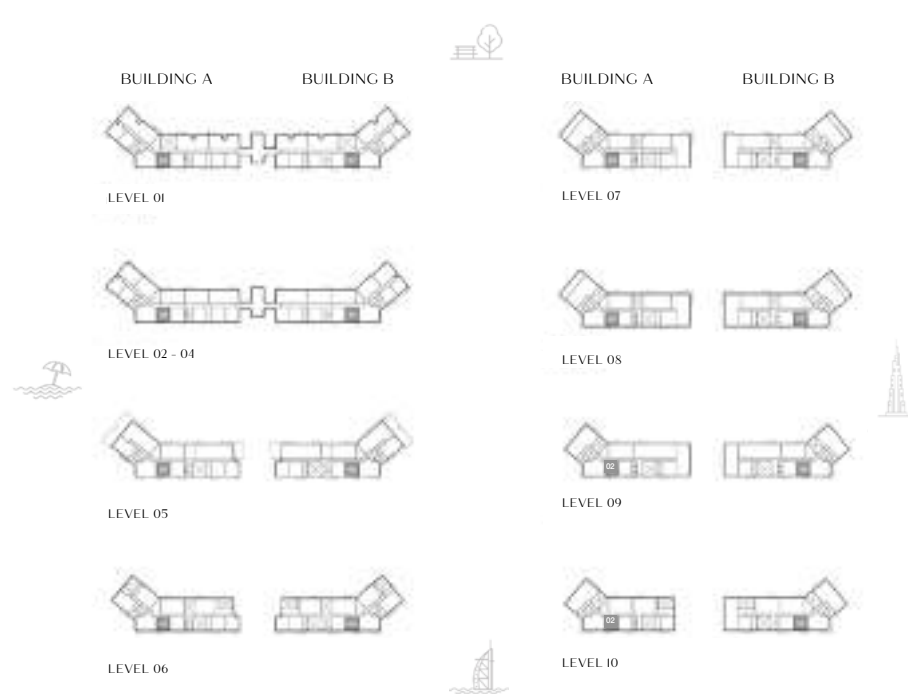


BUILDING	UNIT NUMBER	SUITE AREA		BALCONY AREA		TOTAL AREA	
		SQM	SQFT	SQM	SQFT	SQM	SQFT
I-Bedroom Type A							
B	801	68.71	739.59	8.03	86.43	76.74	826.02
	102-202-302-402-501-601-701	68.71	739.59	8.10	87.19	76.81	826.78
	901-1001	68.92	741.85	8.03	86.43	76.95	828.28
I-Bedroom Type A (Mirrored)							
B	101-201-301-401	69.46	747.66	6.33	68.14	75.79	815.80
	210	68.32	735.39	7.99	86.00	76.31	821.39
	310-410	68.32	735.39	8.00	86.11	76.32	821.50
	105	68.32	735.39	8.07	86.86	76.39	822.26
	108-213-313-413-509-609-708-808	68.71	739.59	7.72	83.10	76.43	822.69
	907-1007	68.71	739.59	8.38	90.20	77.09	829.79



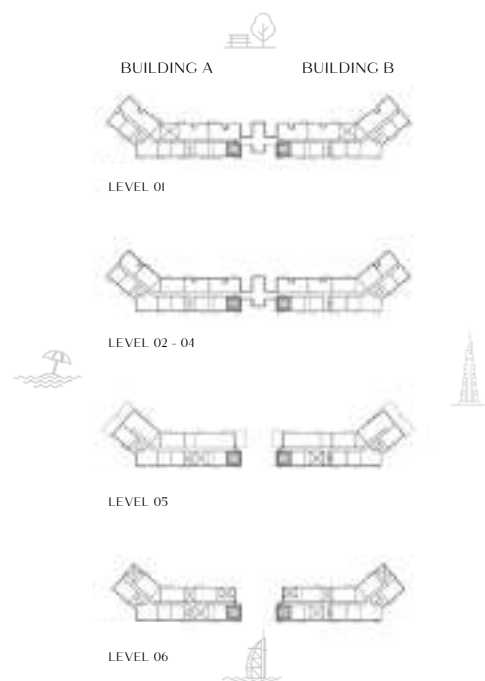
DISCLAIMER: PLANS, DETAILS AND UNIT ORIENTATION INCLUDED ARE INDICATIVE ONLY AND ARE SUBJECT TO CHANGE BY THE DEVELOPER/SELLER AT ITS SOLE DISCRETION WITHOUT NOTICE AND/OR LIABILITY. ALL IMAGES, INCLUDING FEATURES, FINISHES, FURNISHINGS, VIEW AND SCALE ARE ILLUSTRATIVE ONLY. FINAL AREAS, ORIENTATION, DIMENSIONS, LAYOUT AND MATERIALS MAY DIFFER FROM THOSE STATED.

CITY WALK
CRESTLANE



BUILDING	UNIT NUMBER	SUITE AREA		BALCONY AREA		TOTAL AREA	
		SQM	SQFT	SQM	SQFT	SQM	SQFT
I-Bedroom Type B							
A	102-202-302-402-502-602-702-802	68.71	739.59	4.90	52.74	73.61	792.33
	902-1002	68.71	739.59	5.10	54.90	73.81	794.48
I-Bedroom Type B (Mirrored)							
B	107-212-312-412-508-608-707-807	68.71	739.59	4.90	52.74	73.61	792.33
	906-1006	68.71	739.59	5.10	54.90	73.81	794.48

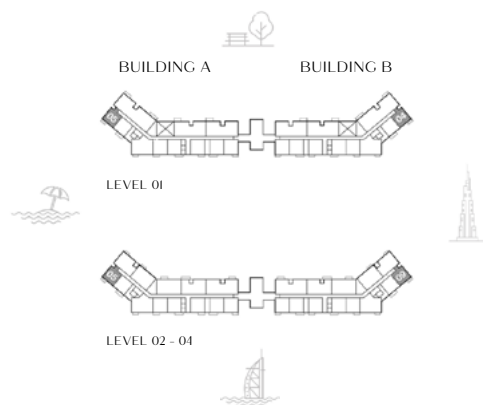
DISCLAIMER: PLANS, DETAILS AND UNIT ORIENTATION INCLUDED ARE INDICATIVE ONLY AND ARE SUBJECT TO CHANGE BY THE DEVELOPER/SELLER AT ITS SOLE DISCRETION WITHOUT NOTICE AND/OR LIABILITY. ALL IMAGES, INCLUDING FEATURES, FINISHES, FURNISHINGS, VIEW AND SCALE ARE ILLUSTRATIVE ONLY. FINAL AREAS, ORIENTATION, DIMENSIONS, LAYOUT AND MATERIALS MAY DIFFER FROM THOSE STATED.



BUILDING	UNIT NUMBER	SUITE AREA		BALCONY AREA		TOTAL AREA	
		SQM	SQFT	SQM	SQFT	SQM	SQFT
I-Bedroom Type C							
A	106-311-411-508-608	68.45	736.79	4.81	51.77	73.26	788.56
	211	68.46	736.90	4.81	51.77	73.27	788.67
I-Bedroom Type C (Mirrored)							
B	103-303-403-502-602	68.45	736.79	4.81	51.77	73.26	788.56
	203	68.46	736.90	4.81	51.77	73.27	788.67



DISCLAIMER: PLANS, DETAILS AND UNIT ORIENTATION INCLUDED ARE INDICATIVE ONLY AND ARE SUBJECT TO CHANGE BY THE DEVELOPER/SELLER AT ITS SOLE DISCRETION WITHOUT NOTICE AND/OR LIABILITY. ALL IMAGES, INCLUDING FEATURES, FINISHES, FURNISHINGS, VIEW AND SCALE ARE ILLUSTRATIVE ONLY. FINAL AREAS, ORIENTATION, DIMENSIONS, LAYOUT AND MATERIALS MAY DIFFER FROM THOSE STATED.




BUILDING	UNIT NUMBER	SUITE AREA		BALCONY AREA		TOTAL AREA	
		SQM	SQFT	SQM	SQFT	SQM	SQFT
I-Bedroom Type D							
A	105	72.29	778.12	4.81	51.77	77.10	829.90
	205	72.29	778.12	4.80	51.67	77.09	829.79
	305	72.28	778.02	4.80	51.67	77.08	829.68
	405	72.39	779.20	4.80	51.67	77.19	830.87
I-Bedroom Type D (Mirrored)							
B	209-309	72.29	778.12	4.80	51.67	77.09	829.79
	104	72.29	778.12	4.81	51.77	77.10	829.90
	409	72.40	779.31	4.80	51.67	77.20	830.97



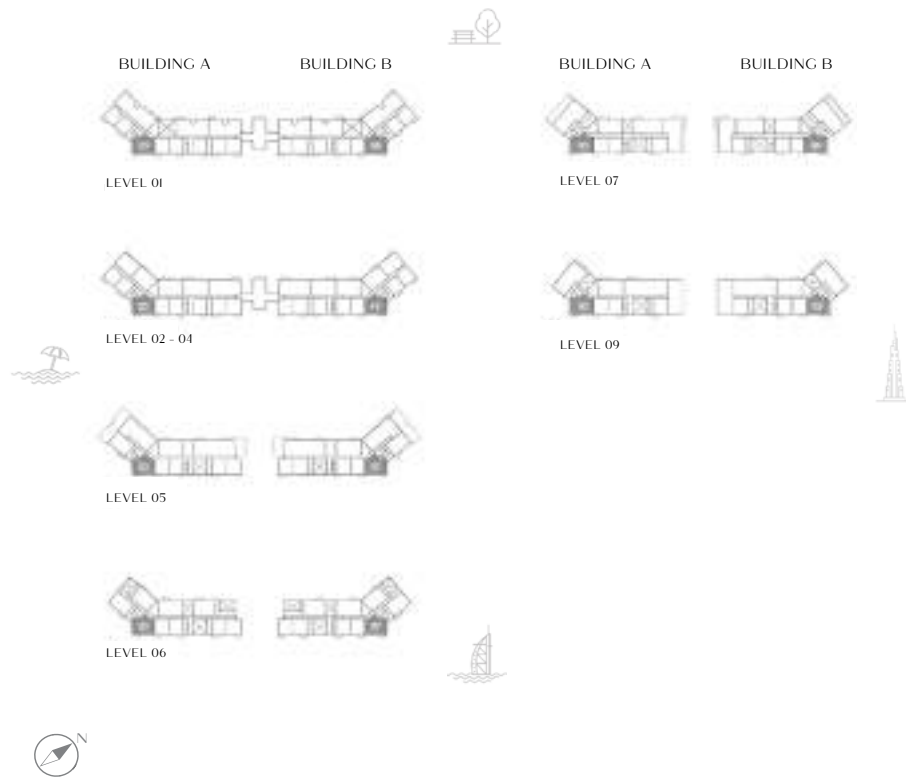
DISCLAIMER: PLANS, DETAILS AND UNIT ORIENTATION INCLUDED ARE INDICATIVE ONLY AND ARE SUBJECT TO CHANGE BY THE DEVELOPER/SELLER AT ITS SOLE DISCRETION WITHOUT NOTICE AND/OR LIABILITY. ALL IMAGES, INCLUDING FEATURES, FINISHES, FURNISHINGS, VIEW AND SCALE ARE ILLUSTRATIVE ONLY. FINAL AREAS, ORIENTATION, DIMENSIONS, LAYOUT AND MATERIALS MAY DIFFER FROM THOSE STATED.

2-BEDROOM



APARTMENT

2-BEDROOM TYPE A

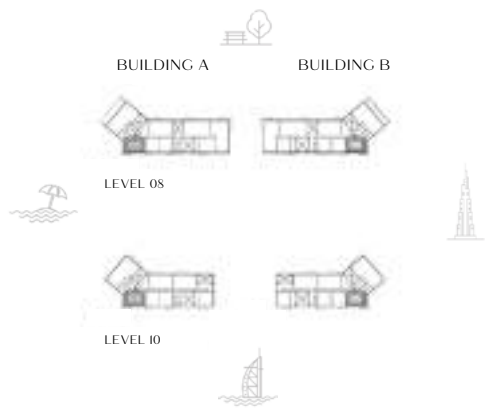


BUILDING	UNIT NUMBER	SUITE AREA		BALCONY AREA		TOTAL AREA	
		SQM	SQFT	SQM	SQFT	SQM	SQFT
2-Bedroom Type A							
A	203-303-403-503-603	111.92	1,204.70	4.81	51.77	116.73	1,256.47
	103	111.92	1,204.70	4.86	52.31	116.78	1,257.01
	703-903	111.83	1,203.73	16.87	181.59	128.70	1,385.32
2-Bedroom Type A (Mirrored)							
B	211-311-411-507-607	111.92	1,204.70	4.81	51.77	116.73	1,256.47
	106	111.92	1,204.70	4.86	52.31	116.78	1,257.01
	706-905	111.83	1,203.73	16.87	181.59	128.70	1,385.32

DISCLAIMER: PLANS, DETAILS AND UNIT ORIENTATION INCLUDED ARE INDICATIVE ONLY AND ARE SUBJECT TO CHANGE BY THE DEVELOPER/SELLER AT ITS SOLE DISCRETION WITHOUT NOTICE AND/OR LIABILITY. ALL IMAGES, INCLUDING FEATURES, FINISHES, FURNISHINGS, VIEW AND SCALE ARE ILLUSTRATIVE ONLY. FINAL AREAS, ORIENTATION, DIMENSIONS, LAYOUT AND MATERIALS MAY DIFFER FROM THOSE STATED.

CITY WALK
CRESTLANE

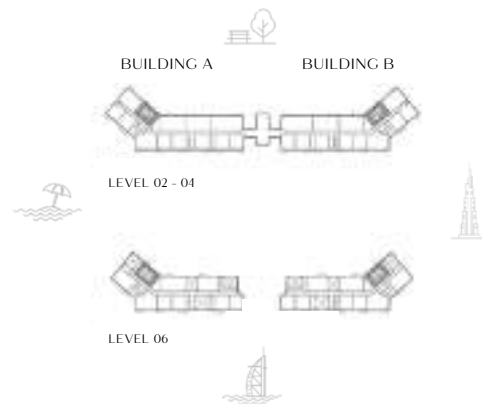
2-BEDROOM TYPE B



BUILDING	UNIT NUMBER	SUITE AREA		BALCONY AREA		TOTAL AREA	
		SQM	SQFT	SQM	SQFT	SQM	SQFT
2-Bedroom Type B							
A	803-1003	111.74	1,202.76	16.87	181.59	128.61	1,384.35
2-Bedroom Type B (Mirrored)							
B	806-1005	111.74	1,202.76	16.87	181.59	128.61	1,384.35

DISCLAIMER: PLANS, DETAILS AND UNIT ORIENTATION INCLUDED ARE INDICATIVE ONLY AND ARE SUBJECT TO CHANGE BY THE DEVELOPER/SELLER AT ITS SOLE DISCRETION WITHOUT NOTICE AND/OR LIABILITY. ALL IMAGES, INCLUDING FEATURES, FINISHES, FURNISHINGS, VIEW AND SCALE ARE ILLUSTRATIVE ONLY. FINAL AREAS, ORIENTATION, DIMENSIONS, LAYOUT AND MATERIALS MAY DIFFER FROM THOSE STATED.

2-BEDROOM TYPE C



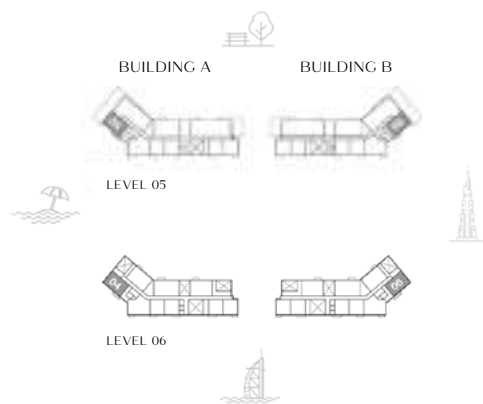
BUILDING	UNIT NUMBER	SUITE AREA		BALCONY AREA		TOTAL AREA	
		SQM	SQFT	SQM	SQFT	SQM	SQFT
2-Bedroom Type C							
A	605	103.11	1,109.87	5.04	54.25	108.15	1,164.12
	207	103.48	1,113.85	5.04	54.25	108.52	1,168.10
	307-407	103.52	1,114.28	5.04	54.25	108.56	1,168.53
2-Bedroom Type C (Mirrored)							
B	207	103.48	1,113.85	5.04	54.25	108.52	1,168.10
	307	103.53	1,114.39	5.04	54.25	108.57	1,168.64
	407	103.51	1,114.17	5.04	54.25	108.55	1,168.42
	605	103.13	1,110.08	5.04	54.25	108.17	1,164.33



DISCLAIMER: PLANS, DETAILS AND UNIT ORIENTATION INCLUDED ARE INDICATIVE ONLY AND ARE SUBJECT TO CHANGE BY THE DEVELOPER/SELLER AT ITS SOLE DISCRETION WITHOUT NOTICE AND/OR LIABILITY. ALL IMAGES, INCLUDING FEATURES, FINISHES, FURNISHINGS, VIEW AND SCALE ARE ILLUSTRATIVE ONLY. FINAL AREAS, ORIENTATION, DIMENSIONS, LAYOUT AND MATERIALS MAY DIFFER FROM THOSE STATED.

CITY WALK
CRESTLANE

2-BEDROOM TYPE D



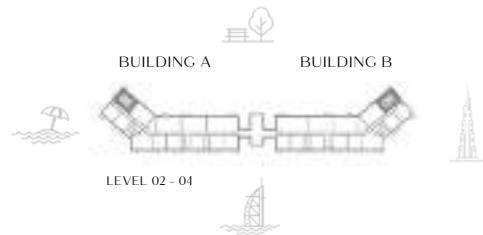
BUILDING	UNIT NUMBER	SUITE AREA		BALCONY AREA		TOTAL AREA	
		SQM	SQFT	SQM	SQFT	SQM	SQFT
2-Bedroom Type D							
A	504	103.55	1,114.60	8.20	88.26	111.75	1,202.87
	604	103.52	1,114.28	8.19	88.16	111.71	1,202.44
2-Bedroom Type D (Mirrored)							
B	506	103.55	1,114.60	8.20	88.26	111.75	1,202.87
	606	103.52	1,114.28	8.20	88.26	111.72	1,202.54



DISCLAIMER: PLANS, DETAILS AND UNIT ORIENTATION INCLUDED ARE INDICATIVE ONLY AND ARE SUBJECT TO CHANGE BY THE DEVELOPER/SELLER AT ITS SOLE DISCRETION WITHOUT NOTICE AND/OR LIABILITY. ALL IMAGES, INCLUDING FEATURES, FINISHES, FURNISHINGS, VIEW AND SCALE ARE ILLUSTRATIVE ONLY. FINAL AREAS, ORIENTATION, DIMENSIONS, LAYOUT AND MATERIALS MAY DIFFER FROM THOSE STATED.

CITY WALK
CRESTLANE

2-BEDROOM TYPE E

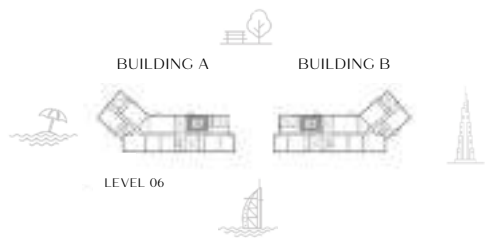


BUILDING	UNIT NUMBER	SUITE AREA		BALCONY AREA		TOTAL AREA	
		SQM	SQFT	SQM	SQFT	SQM	SQF
2-Bedroom Type E							
A	206	103.79	1,117.19	4.82	51.88	108.61	1,169.07
	306	103.80	1,117.29	4.81	51.77	108.61	1,169.07
	406	103.95	1,118.91	4.81	51.77	108.76	1,170.68
2-Bedroom Type E (Mirrored)							
B	208	103.79	1,117.19	4.82	51.88	108.61	1,169.07
	308	103.79	1,117.19	4.81	51.77	108.60	1,168.96
	408	103.96	1,119.02	4.81	51.77	108.77	1,170.79



DISCLAIMER: PLANS, DETAILS AND UNIT ORIENTATION INCLUDED ARE INDICATIVE ONLY AND ARE SUBJECT TO CHANGE BY THE DEVELOPER/SELLER AT ITS SOLE DISCRETION WITHOUT NOTICE AND/OR LIABILITY. ALL IMAGES, INCLUDING FEATURES, FINISHES, FURNISHINGS, VIEW AND SCALE ARE ILLUSTRATIVE ONLY. FINAL AREAS, ORIENTATION, DIMENSIONS, LAYOUT AND MATERIALS MAY DIFFER FROM THOSE STATED.

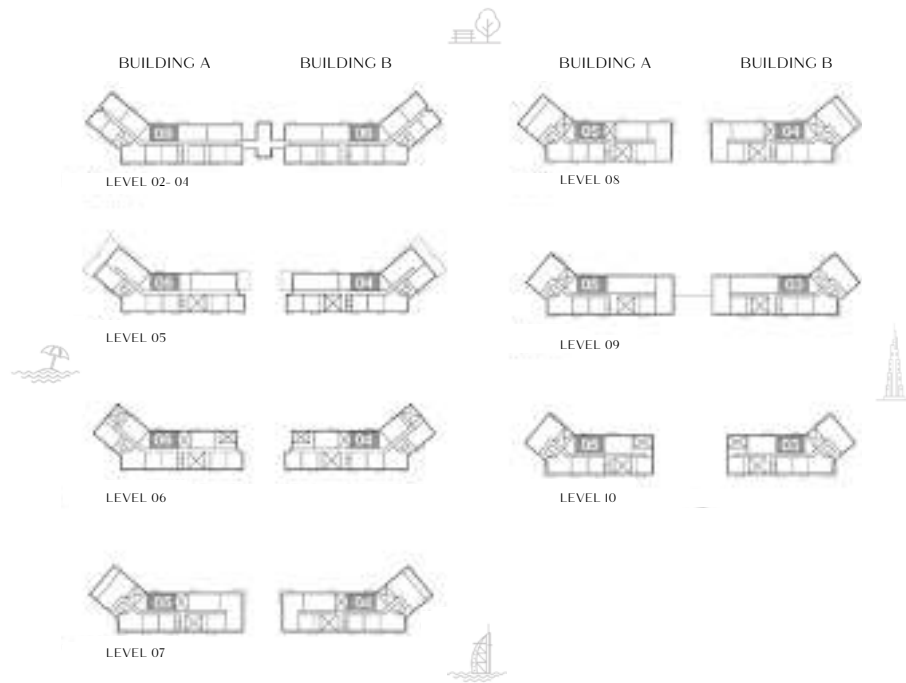
CITY WALK
CRESTLANE



BUILDING	UNIT NUMBER	SUITE AREA		BALCONY AREA		TOTAL AREA	
		SQM	SQFT	SQM	SQFT	SQM	SQFT
2-Bedroom Type F							
A	607	112.75	1,213.63	4.75	51.13	117.50	1,264.76
2-Bedroom Type F (Mirrored)							
B	603	112.75	1,213.63	4.75	51.13	117.50	1,264.76

DISCLAIMER: PLANS, DETAILS AND UNIT ORIENTATION INCLUDED ARE INDICATIVE ONLY AND ARE SUBJECT TO CHANGE BY THE DEVELOPER/SELLER AT ITS SOLE DISCRETION WITHOUT NOTICE AND/OR LIABILITY. ALL IMAGES, INCLUDING FEATURES, FINISHES, FURNISHINGS, VIEW AND SCALE ARE ILLUSTRATIVE ONLY. FINAL AREAS, ORIENTATION, DIMENSIONS, LAYOUT AND MATERIALS MAY DIFFER FROM THOSE STATED.

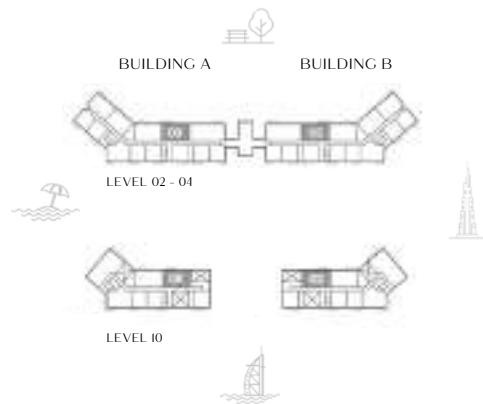
2-BEDROOM + MAID TYPE A



BUILDING	UNIT NUMBER	SUITE AREA		BALCONY AREA		TOTAL AREA	
		SQM	SQFT	SQM	SQFT	SQM	SQFT
2-Bedroom + Maid Type A							
A	208-308-408	119.42	1,285.43	6.39	68.78	125.81	1,354.21
	905-1005	119.42	1,285.43	6.43	69.21	125.85	1,354.64
	506-606-705	119.62	1,287.58	6.39	68.78	126.01	1,356.36
	805	119.62	1,287.58	6.43	69.21	126.05	1,356.79
2-Bedroom + Maid Type A (Mirrored)							
B	206-306-406	119.42	1,285.43	6.39	68.78	125.81	1,354.21
	903-1003	119.42	1,285.43	6.43	69.21	125.85	1,354.64
	504-604-704	119.62	1,287.58	6.39	68.78	126.01	1,356.36
	804	119.62	1,287.58	6.43	69.21	126.05	1,356.79

DISCLAIMER: PLANS, DETAILS AND UNIT ORIENTATION INCLUDED ARE INDICATIVE ONLY AND ARE SUBJECT TO CHANGE BY THE DEVELOPER/SELLER AT ITS SOLE DISCRETION WITHOUT NOTICE AND/OR LIABILITY. ALL IMAGES, INCLUDING FEATURES, FINISHES, FURNISHINGS, VIEW AND SCALE ARE ILLUSTRATIVE ONLY. FINAL AREAS, ORIENTATION, DIMENSIONS, LAYOUT AND MATERIALS MAY DIFFER FROM THOSE STATED.

2-BEDROOM + MAID TYPE B



BUILDING	UNIT NUMBER	SUITE AREA		BALCONY AREA		TOTAL AREA	
		SQM	SQFT	SQM	SQFT	SQM	SQFT
2-Bedroom + Maid Type B							
A	209-309-409	119.96	1,291.24	9.57	103.01	129.53	1,394.25
	1006	119.96	1,291.24	7.85	84.50	127.81	1,375.74
2-Bedroom + Maid Type B (Mirrored)							
B	205-305-405	119.96	1,291.24	9.57	103.01	129.53	1,394.25
	1002	119.96	1,291.24	7.85	84.50	127.81	1,375.74

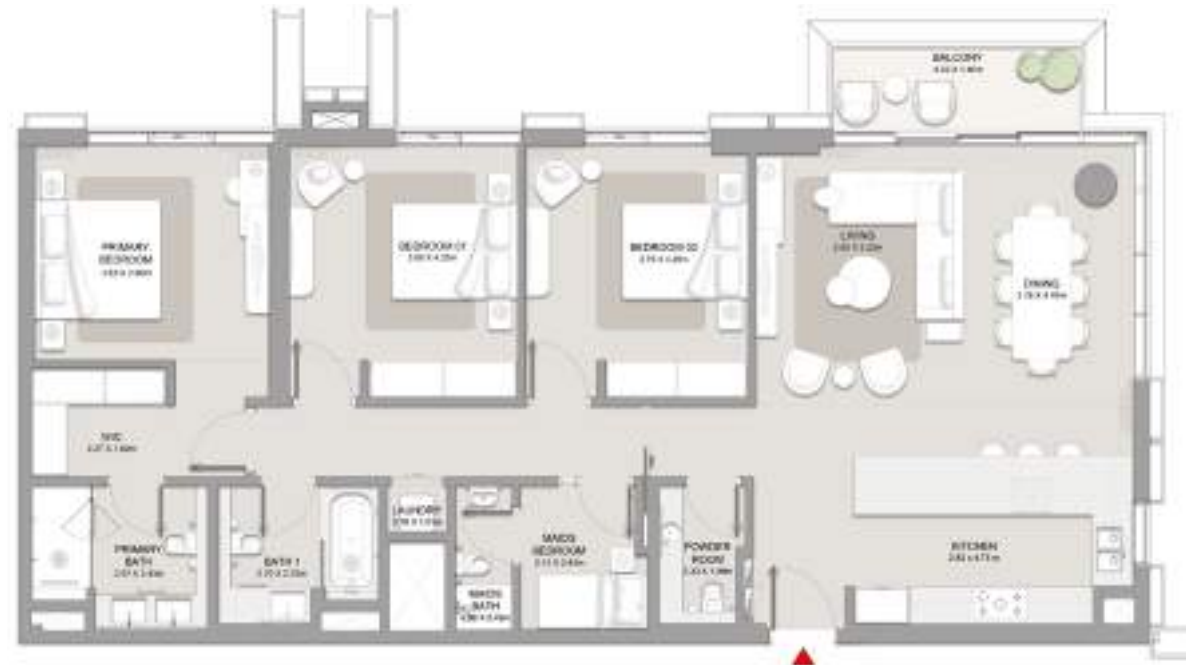
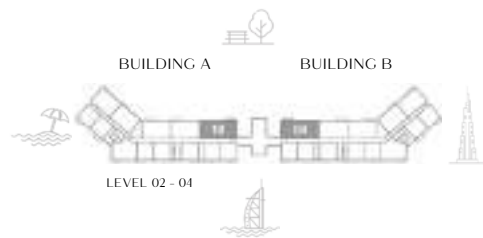
DISCLAIMER: PLANS, DETAILS AND UNIT ORIENTATION INCLUDED ARE INDICATIVE ONLY AND ARE SUBJECT TO CHANGE BY THE DEVELOPER/SELLER AT ITS SOLE DISCRETION WITHOUT NOTICE AND/OR LIABILITY. ALL IMAGES, INCLUDING FEATURES, FINISHES, FURNISHINGS, VIEW AND SCALE ARE ILLUSTRATIVE ONLY. FINAL AREAS, ORIENTATION, DIMENSIONS, LAYOUT AND MATERIALS MAY DIFFER FROM THOSE STATED.

3-BEDROOM



APARTMENT

3-BEDROOM TYPE A

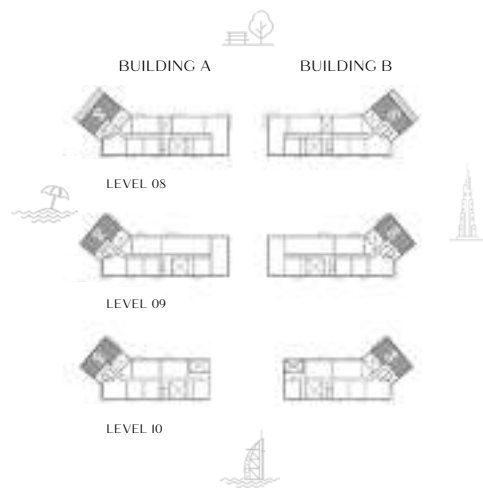


BUILDING	UNIT NUMBER	SUITE AREA		BALCONY AREA		TOTAL AREA	
		SQM	SQFT	SQM	SQFT	SQM	SQFT
3-Bedroom Type A							
A	210-310-410	156	1,679.17	6.35	68.35	162.35	1,747.52
3-Bedroom Type A (Mirrored)							
B	204-304-404	156	1,679.17	6.35	68.35	162.35	1,747.52

DISCLAIMER: PLANS, DETAILS AND UNIT ORIENTATION INCLUDED ARE INDICATIVE ONLY AND ARE SUBJECT TO CHANGE BY THE DEVELOPER/SELLER AT ITS SOLE DISCRETION WITHOUT NOTICE AND/OR LIABILITY. ALL IMAGES, INCLUDING FEATURES, FINISHES, FURNISHINGS, VIEW AND SCALE ARE ILLUSTRATIVE ONLY. FINAL AREAS, ORIENTATION, DIMENSIONS, LAYOUT AND MATERIALS MAY DIFFER FROM THOSE STATED.

CITY WALK
CRESTLANE

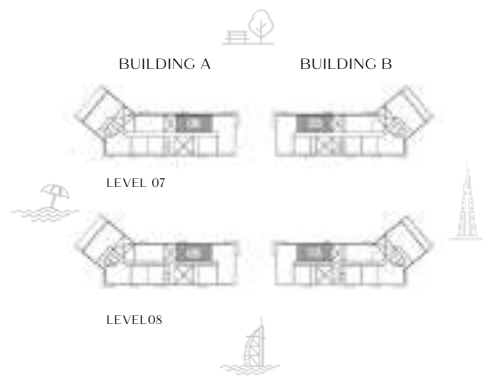
3-BEDROOM TYPE B



BUILDING	UNIT NUMBER	SUITE AREA		BALCONY AREA		TOTAL AREA	
		SQM	SQFT	SQM	SQFT	SQM	SQFT
3-Bedroom Type B							
A	804	185.06	1,991.97	11.06	119.05	196.12	2,111.02
	904	184.89	1,990.14	11.06	119.05	195.95	2,109.19
	1004	184.88	1,990.03	11.06	119.05	195.94	2,109.08
3-Bedroom Type B (Mirrored)							
B	805	185.06	1,991.97	11.06	119.05	196.12	2,111.02
	904	184.89	1,990.14	11.06	119.05	195.95	2,109.19
	1004	184.88	1,990.03	11.05	118.94	195.93	2,108.97

DISCLAIMER: PLANS, DETAILS AND UNIT ORIENTATION INCLUDED ARE INDICATIVE ONLY AND ARE SUBJECT TO CHANGE BY THE DEVELOPER/SELLER AT ITS SOLE DISCRETION WITHOUT NOTICE AND/OR LIABILITY. ALL IMAGES, INCLUDING FEATURES, FINISHES, FURNISHINGS, VIEW AND SCALE ARE ILLUSTRATIVE ONLY. FINAL AREAS, ORIENTATION, DIMENSIONS, LAYOUT AND MATERIALS MAY DIFFER FROM THOSE STATED.

3-BEDROOM TYPE C



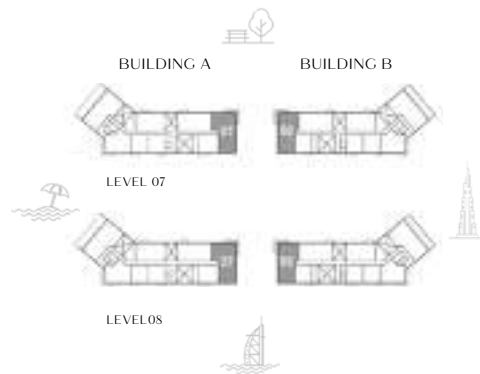
BUILDING	UNIT NUMBER	SUITE AREA		BALCONY AREA		TOTAL AREA	
		SQM	SQFT	SQM	SQFT	SQM	SQFT
3-Bedroom Type C							
A	706-806	146.94	1581.65	4.75	51.13	151.69	1632.78
3-Bedroom Type C (Mirrored)							
B	703-803	146.94	1581.65	4.75	51.13	151.69	1632.78



DISCLAIMER: PLANS, DETAILS AND UNIT ORIENTATION INCLUDED ARE INDICATIVE ONLY AND ARE SUBJECT TO CHANGE BY THE DEVELOPER/SELLER AT ITS SOLE DISCRETION WITHOUT NOTICE AND/OR LIABILITY. ALL IMAGES, INCLUDING FEATURES, FINISHES, FURNISHINGS, VIEW AND SCALE ARE ILLUSTRATIVE ONLY. FINAL AREAS, ORIENTATION, DIMENSIONS, LAYOUT AND MATERIALS MAY DIFFER FROM THOSE STATED.

CITY WALK
CRESTLANE

3-BEDROOM TYPE D

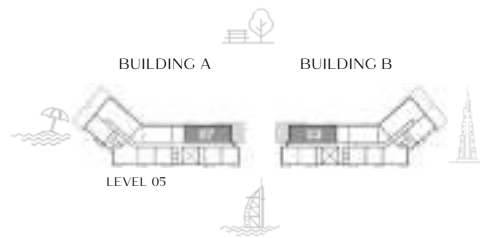


BUILDING	UNIT NUMBER	SUITE AREA		BALCONY AREA		TOTAL AREA	
		SQM	SQFT	SQM	SQFT	SQM	SQFT
3-Bedroom Type D							
A	707	178.97	1,926.42	18.10	194.83	197.07	2,121.24
	807	178.77	1,924.26	18.36	197.63	197.13	2,121.89
3-Bedroom Type D (Mirrored)							
B	702	178.97	1,926.42	18.10	194.83	197.07	2,121.24
	802	178.77	1,924.26	18.36	197.63	197.13	2,121.89

DISCLAIMER: PLANS, DETAILS AND UNIT ORIENTATION INCLUDED ARE INDICATIVE ONLY AND ARE SUBJECT TO CHANGE BY THE DEVELOPER/SELLER AT ITS SOLE DISCRETION WITHOUT NOTICE AND/OR LIABILITY. ALL IMAGES, INCLUDING FEATURES, FINISHES, FURNISHINGS, VIEW AND SCALE ARE ILLUSTRATIVE ONLY. FINAL AREAS, ORIENTATION, DIMENSIONS, LAYOUT AND MATERIALS MAY DIFFER FROM THOSE STATED.

CITY WALK
CRESTLANE

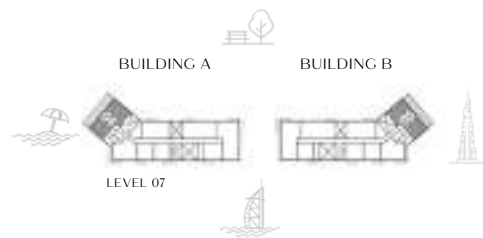
3-BEDROOM TYPE E



BUILDING	UNIT NUMBER	SUITE AREA		BALCONY AREA		TOTAL AREA	
		SQM	SQFT	SQM	SQFT	SQM	SQFT
3-Bedroom Type E							
A (Double-Height Void)	507	208.77	2,247.18	66.79	718.92	275.56	2,966.10
3-Bedroom Type E (Mirrored)							
B (Double-Height Void)	503	208.95	2,249.12	66.60	716.88	275.55	2,966.00

DISCLAIMER: PLANS, DETAILS AND UNIT ORIENTATION INCLUDED ARE INDICATIVE ONLY AND ARE SUBJECT TO CHANGE BY THE DEVELOPER/SELLER AT ITS SOLE DISCRETION WITHOUT NOTICE AND/OR LIABILITY. ALL IMAGES, INCLUDING FEATURES, FINISHES, FURNISHINGS, VIEW AND SCALE ARE ILLUSTRATIVE ONLY. FINAL AREAS, ORIENTATION, DIMENSIONS, LAYOUT AND MATERIALS MAY DIFFER FROM THOSE STATED.

3-BEDROOM TYPE F



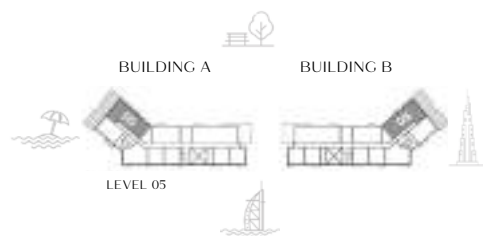
BUILDING	UNIT NUMBER	SUITE AREA		BALCONY AREA		TOTAL AREA	
		SQM	SQFT	SQM	SQFT	SQM	SQFT
3-Bedroom Type F							
A	704	184.90	1,990.25	75.88	816.77	260.78	2,807.01
3-Bedroom Type F (Mirrored)							
B	705	184.90	1,990.25	75.88	816.77	260.78	2,807.01



DISCLAIMER: PLANS, DETAILS AND UNIT ORIENTATION INCLUDED ARE INDICATIVE ONLY AND ARE SUBJECT TO CHANGE BY THE DEVELOPER/SELLER AT ITS SOLE DISCRETION WITHOUT NOTICE AND/OR LIABILITY. ALL IMAGES, INCLUDING FEATURES, FINISHES, FURNISHINGS, VIEW AND SCALE ARE ILLUSTRATIVE ONLY. FINAL AREAS, ORIENTATION, DIMENSIONS, LAYOUT AND MATERIALS MAY DIFFER FROM THOSE STATED.

CITY WALK
CRESTLANE

3-BEDROOM TYPE G



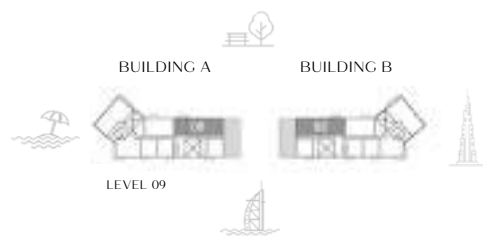
BUILDING	UNIT NUMBER	SUITE AREA		BALCONY AREA		TOTAL AREA	
		SQM	SQFT	SQM	SQFT	SQM	SQFT
3-Bedroom Type G							
A (Double-Height Void)	505	189.52	2,039.98	135.79	1,461.63	325.31	3,501.61
3-Bedroom Type G (Mirrored)							
B (Double-Height Void)	505	190.10	2,046.22	135.79	1,461.63	325.89	3,507.85



DISCLAIMER: PLANS, DETAILS AND UNIT ORIENTATION INCLUDED ARE INDICATIVE ONLY AND ARE SUBJECT TO CHANGE BY THE DEVELOPER/SELLER AT ITS SOLE DISCRETION WITHOUT NOTICE AND/OR LIABILITY. ALL IMAGES, INCLUDING FEATURES, FINISHES, FURNISHINGS, VIEW AND SCALE ARE ILLUSTRATIVE ONLY. FINAL AREAS, ORIENTATION, DIMENSIONS, LAYOUT AND MATERIALS MAY DIFFER FROM THOSE STATED.

CITY WALK
CRESTLANE

3-BEDROOM TYPE H



BUILDING	UNIT NUMBER	SUITE AREA		BALCONY AREA		TOTAL AREA	
		SQM	SQFT	SQM	SQFT	SQM	SQFT
3-Bedroom Type H							
A (Double-Height Void)	906	220.42	2,372.58	170.58	1,836.11	391.00	4,208.69
3-Bedroom Type H (Mirrored)							
B (Double-Height Void)	902	220.42	2,372.58	170.58	1,836.11	391.00	4,208.69

DISCLAIMER: PLANS, DETAILS AND UNIT ORIENTATION INCLUDED ARE INDICATIVE ONLY AND ARE SUBJECT TO CHANGE BY THE DEVELOPER/SELLER AT ITS SOLE DISCRETION WITHOUT NOTICE AND/OR LIABILITY. ALL IMAGES, INCLUDING FEATURES, FINISHES, FURNISHINGS, VIEW AND SCALE ARE ILLUSTRATIVE ONLY. FINAL AREAS, ORIENTATION, DIMENSIONS, LAYOUT AND MATERIALS MAY DIFFER FROM THOSE STATED.

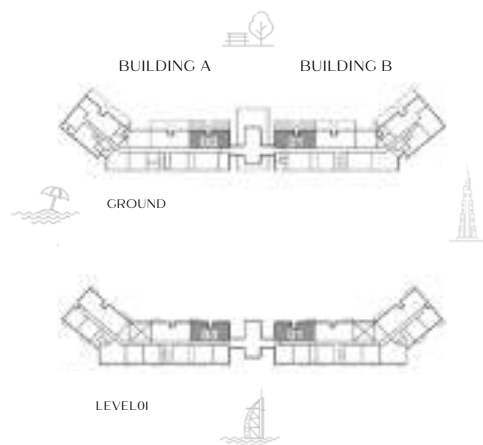
CITY WALK
CRESTLANE

4-BEDROOM



DUPLEX

DUPLEX TYPE A LOWER LEVEL

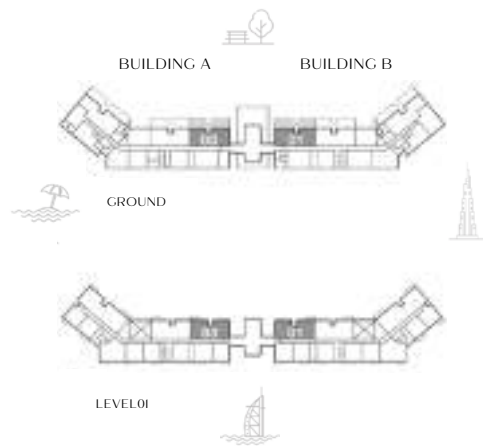


BUILDING	UNIT NUMBER	SUITE AREA		BALCONY AREA		TOTAL AREA	
		SQM	SQFT	SQM	SQFT	SQM	SQFT
Duplex Type A							
A	G03	315.28	3,393.65	93.58	1,007.29	408.86	4,400.93
Duplex Type A (Mirrored)							
B	G01	315.28	3,393.65	93.58	1,007.29	408.86	4,400.93



DISCLAIMER: PLANS, DETAILS AND UNIT ORIENTATION INCLUDED ARE INDICATIVE ONLY AND ARE SUBJECT TO CHANGE BY THE DEVELOPER/SELLER AT ITS SOLE DISCRETION WITHOUT NOTICE AND/OR LIABILITY. ALL IMAGES, INCLUDING FEATURES, FINISHES, FURNISHINGS, VIEW AND SCALE ARE ILLUSTRATIVE ONLY. FINAL AREAS, ORIENTATION, DIMENSIONS, LAYOUT AND MATERIALS MAY DIFFER FROM THOSE STATED.

DUPLEX TYPE A UPPER LEVEL



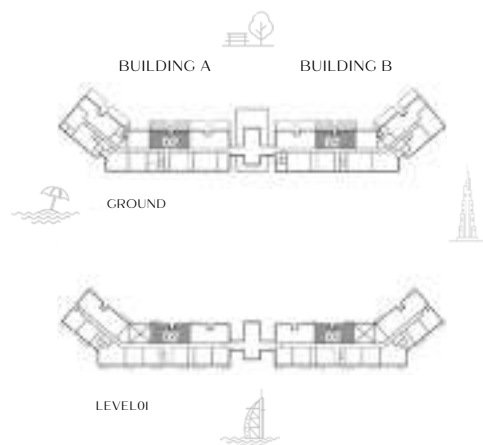
BUILDING	UNIT NUMBER	SUITE AREA		BALCONY AREA		TOTAL AREA	
		SQM	SQFT	SQM	SQFT	SQM	SQFT
Duplex Type A							
A	G03	315.28	3,393.65	93.58	1,007.29	408.86	4,400.93
Duplex Type A (Mirrored)							
B	G01	315.28	3,393.65	93.58	1,007.29	408.86	4,400.93



DISCLAIMER: PLANS, DETAILS AND UNIT ORIENTATION INCLUDED ARE INDICATIVE ONLY AND ARE SUBJECT TO CHANGE BY THE DEVELOPER/SELLER AT ITS SOLE DISCRETION WITHOUT NOTICE AND/OR LIABILITY. ALL IMAGES, INCLUDING FEATURES, FINISHES, FURNISHINGS, VIEW AND SCALE ARE ILLUSTRATIVE ONLY. FINAL AREAS, ORIENTATION, DIMENSIONS, LAYOUT AND MATERIALS MAY DIFFER FROM THOSE STATED.

CITY WALK
CRESTLANE

DUPLEX TYPE B LOWER LEVEL



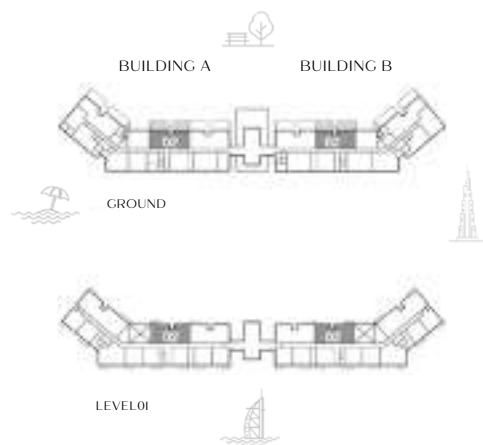
BUILDING	UNIT NUMBER	SUITE AREA		BALCONY AREA		TOTAL AREA	
		SQM	SQFT	SQM	SQFT	SQM	SQFT
Duplex Type B							
A	G02	315.16	3,392.35	93.10	1,002.12	408.26	4,394.47
Duplex Type B (Mirrored)							
B	G02	315.37	3,394.61	93.10	1,002.12	408.47	4,396.73



DISCLAIMER: PLANS, DETAILS AND UNIT ORIENTATION INCLUDED ARE INDICATIVE ONLY AND ARE SUBJECT TO CHANGE BY THE DEVELOPER/SELLER AT ITS SOLE DISCRETION WITHOUT NOTICE AND/OR LIABILITY. ALL IMAGES, INCLUDING FEATURES, FINISHES, FURNISHINGS, VIEW AND SCALE ARE ILLUSTRATIVE ONLY. FINAL AREAS, ORIENTATION, DIMENSIONS, LAYOUT AND MATERIALS MAY DIFFER FROM THOSE STATED.

CITY WALK
CRESTLANE

DUPLEX TYPE B UPPER LEVEL



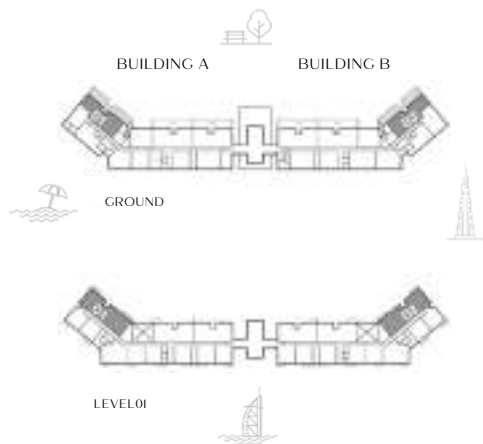
BUILDING	UNIT NUMBER	SUITE AREA		BALCONY AREA		TOTAL AREA	
		SQM	SQFT	SQM	SQFT	SQM	SQFT
Duplex Type B							
A	G02	315.16	3,392.35	93.10	1,002.12	408.26	4,394.47
Duplex Type B (Mirrored)							
B	G02	315.37	3,394.61	93.10	1,002.12	408.47	4,396.73



DISCLAIMER: PLANS, DETAILS AND UNIT ORIENTATION INCLUDED ARE INDICATIVE ONLY AND ARE SUBJECT TO CHANGE BY THE DEVELOPER/SELLER AT ITS SOLE DISCRETION WITHOUT NOTICE AND/OR LIABILITY. ALL IMAGES, INCLUDING FEATURES, FINISHES, FURNISHINGS, VIEW AND SCALE ARE ILLUSTRATIVE ONLY. FINAL AREAS, ORIENTATION, DIMENSIONS, LAYOUT AND MATERIALS MAY DIFFER FROM THOSE STATED.

CITY WALK
CRESTLANE

DUPLEX TYPE C LOWER LEVEL



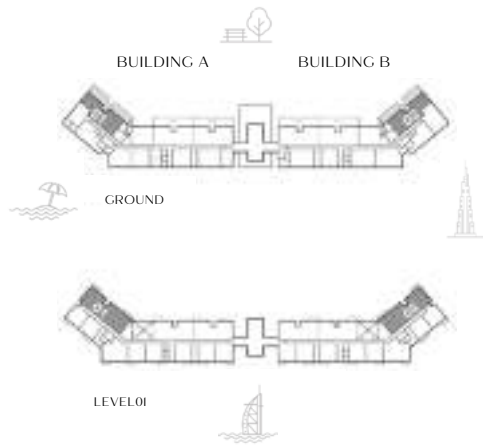
Building	Unit Number	Suite Area		Balcony Area		Total Area	
		SQM	SQFT	SQM	SQFT	SQM	SQFT
Duplex Type C							
A	G01	370.01	3,982.75	126.23	1,358.73	496.24	5,341.48
Duplex Type C (Mirrored)							
B	G03	371.33	3,996.96	126.23	1,358.73	497.56	5,355.69

DISCLAIMER: PLANS, DETAILS AND UNIT ORIENTATION INCLUDED ARE INDICATIVE ONLY AND ARE SUBJECT TO CHANGE BY THE DEVELOPER/SELLER AT ITS SOLE DISCRETION WITHOUT NOTICE AND/OR LIABILITY. ALL IMAGES, INCLUDING FEATURES, FINISHES, FURNISHINGS, VIEW AND SCALE ARE ILLUSTRATIVE ONLY. FINAL AREAS, ORIENTATION, DIMENSIONS, LAYOUT AND MATERIALS MAY DIFFER FROM THOSE STATED.



CITY WALK
CRESTLANE

DUPLEX TYPE C
UPPER LEVEL



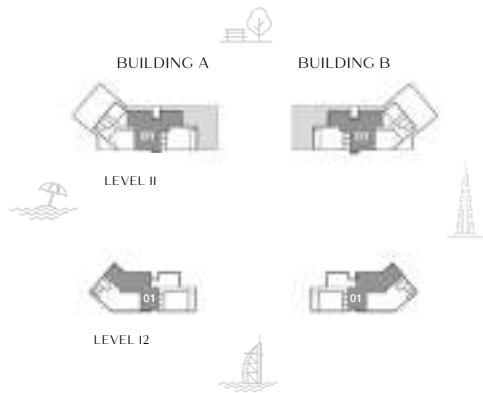
BUILDING	UNIT NUMBER	SUITE AREA		BALCONY AREA		TOTAL AREA	
		SQM	SQFT	SQM	SQFT	SQM	SQFT
Duplex Type C							
A	G01	370.01	3,982.75	126.23	1,358.73	496.24	5,341.48
Duplex Type C (Mirrored)							
B	G03	371.33	3,996.96	126.23	1,358.73	497.56	5,355.69

DISCLAIMER: PLANS, DETAILS AND UNIT ORIENTATION INCLUDED ARE INDICATIVE ONLY AND ARE SUBJECT TO CHANGE BY THE DEVELOPER/SELLER AT ITS SOLE DISCRETION WITHOUT NOTICE AND/OR LIABILITY. ALL IMAGES, INCLUDING FEATURES, FINISHES, FURNISHINGS, VIEW AND SCALE ARE ILLUSTRATIVE ONLY. FINAL AREAS, ORIENTATION, DIMENSIONS, LAYOUT AND MATERIALS MAY DIFFER FROM THOSE STATED.

5-BEDROOM



PENTHOUSE



BUILDING	UNIT NUMBER	SUITE AREA		BALCONY AREA		TOTAL AREA	
		SQM	SQFT	SQM	SQFT	SQM	SQFT
Penthouse							
A	1101	602.55	6,485.79	362.69	3,903.96	965.24	10,389.76
Penthouse (Mirrored)							
B	1101	602.38	6,483.96	362.69	3,903.96	965.07	10,387.93

DISCLAIMER: PLANS, DETAILS AND UNIT ORIENTATION INCLUDED ARE INDICATIVE ONLY AND ARE SUBJECT TO CHANGE BY THE DEVELOPER/SELLER AT ITS SOLE DISCRETION WITHOUT NOTICE AND/OR LIABILITY. ALL IMAGES, INCLUDING FEATURES, FINISHES, FURNISHINGS, VIEW AND SCALE ARE ILLUSTRATIVE ONLY. FINAL AREAS, ORIENTATION, DIMENSIONS, LAYOUT AND MATERIALS MAY DIFFER FROM THOSE STATED.



BUILDING	UNIT NUMBER	SUITE AREA		BALCONY AREA		TOTAL AREA	
		SQM	SQFT	SQM	SQFT	SQM	SQFT
Penthouse							
A	1101	602.55	6,485.79	362.69	3,903.96	965.24	10,389.76
Penthouse (Mirrored)							
B	1101	602.38	6,483.96	362.69	3,903.96	965.07	10,387.93

DISCLAIMER: PLANS, DETAILS AND UNIT ORIENTATION INCLUDED ARE INDICATIVE ONLY AND ARE SUBJECT TO CHANGE BY THE DEVELOPER/SELLER AT ITS SOLE DISCRETION WITHOUT NOTICE AND/OR LIABILITY. ALL IMAGES, INCLUDING FEATURES, FINISHES, FURNISHINGS, VIEW AND SCALE ARE ILLUSTRATIVE ONLY. FINAL AREAS, ORIENTATION, DIMENSIONS, LAYOUT AND MATERIALS MAY DIFFER FROM THOSE STATED.